



Global Equity
Active Fund Ownership Report
1/31/2024

Global Equity Active Fund Ownership Report 1/31/2024

Introduction

In this data report, we analyse the holdings of actively managed Global Equity Funds. The current fund sample spans 340 funds with a combined AUM of \$1,004.10Bn. The majority of strategies benchmark the MSCI All Country World Index

We analyse the latest published filings for all funds and aggregate together as of 1/31/2024. We show the most recent snapshot in positioning, time series data going back to 9/30/2012 and recent allocation shifts by the managers in our analysis.

Relative benchmark positioning is measured against the SPDR MSCI ACWI UCITS ETF (ACWI) - proportionally adjusted to remove any cash holdings to better replicate the index.

All Cash Flow calculations are on a best estimates basis. We use monthly position changes and month end prices to estimate the net buying and selling value for each stock within each fund in our analysis.

Contents

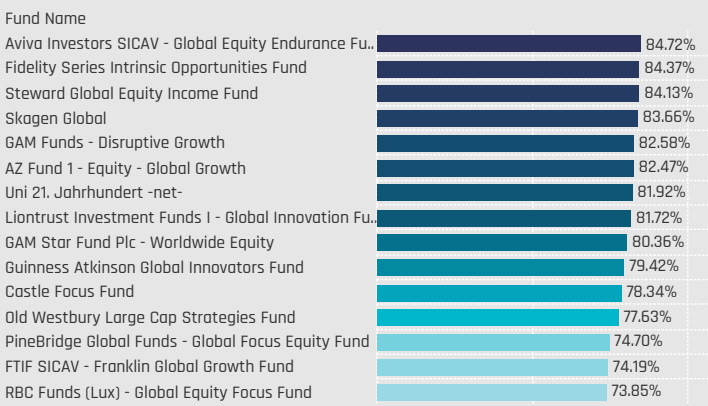
Regional Allocations	3
Country Allocations	7
Sector Group Allocations	13
Sector Allocations	17
Country / Sector Allocations	23
Stock Allocations	29
Sector Profiles	39
Country Profiles	62

Regional Allocations

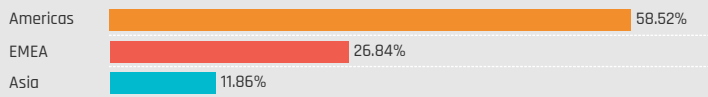


Regional Allocations

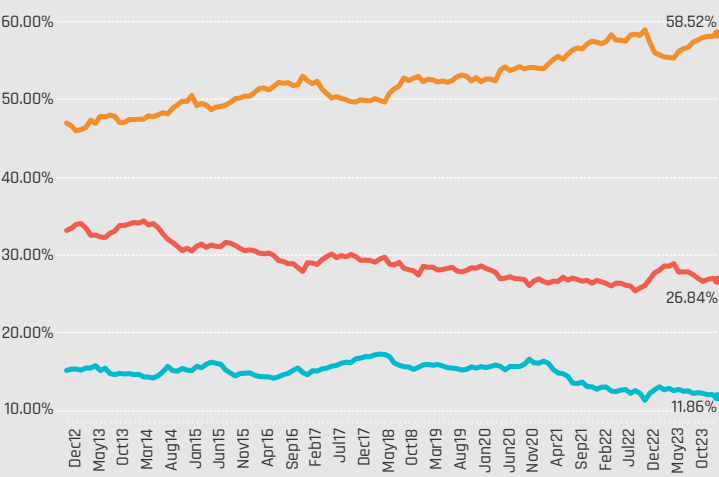
Americas: Largest Fund Weights, %



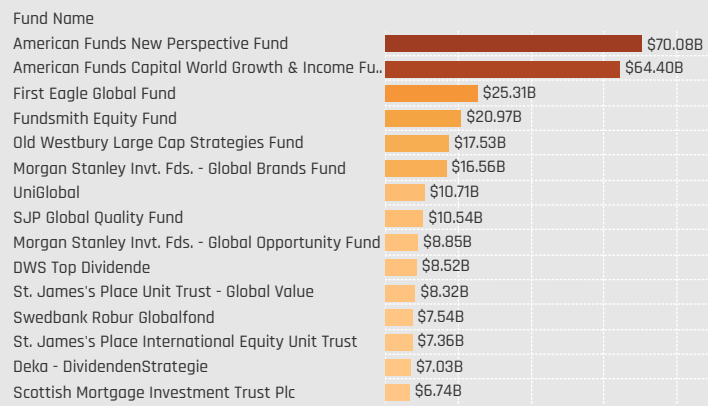
Average Fund Weight by Region



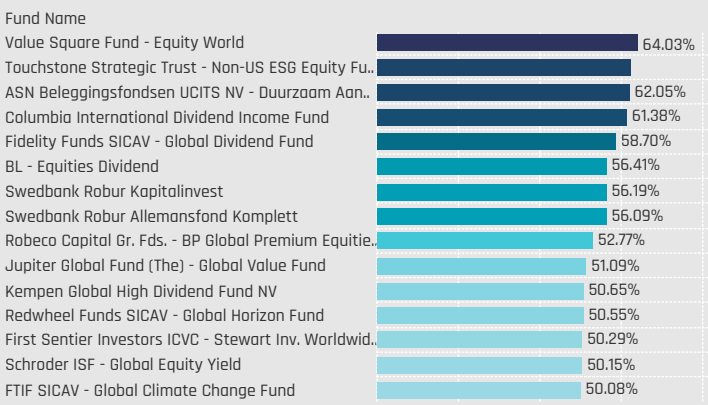
Average Fund Weight Time-Series by Region



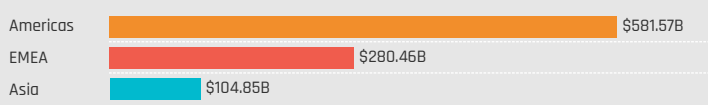
Americas: Largest Fund AUM, \$



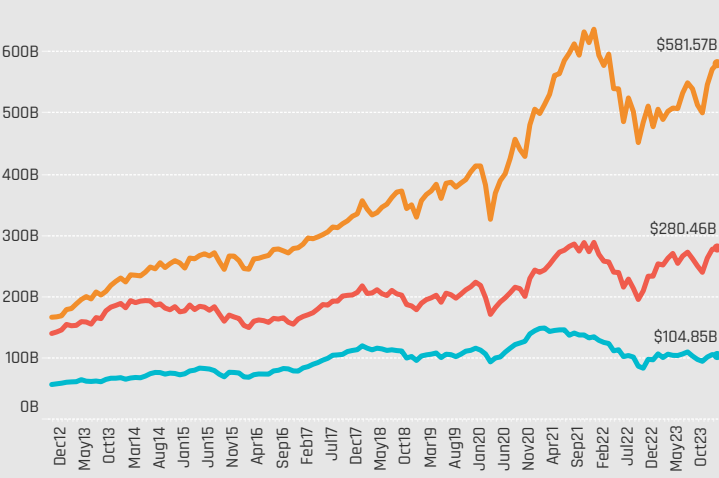
EMEA: Largest Fund Weights, %



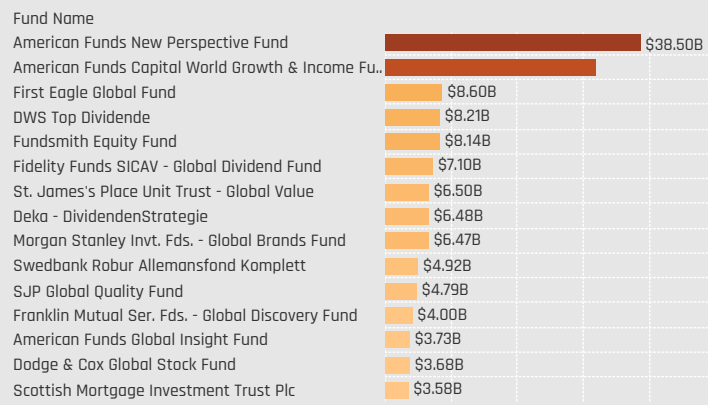
Combined Fund AUM, \$ by Region



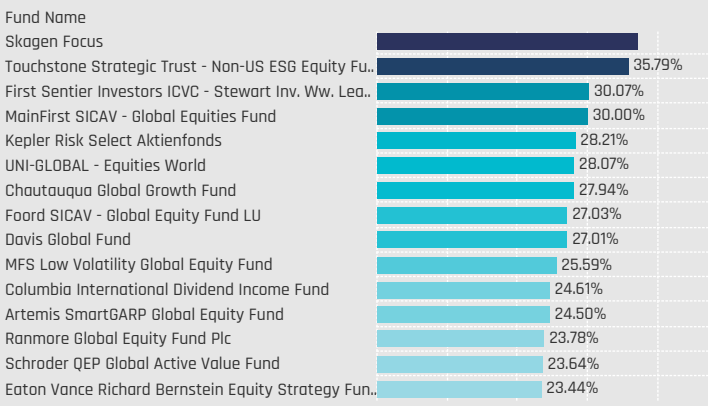
Combined Fund AUM, \$ Time-Series by Region



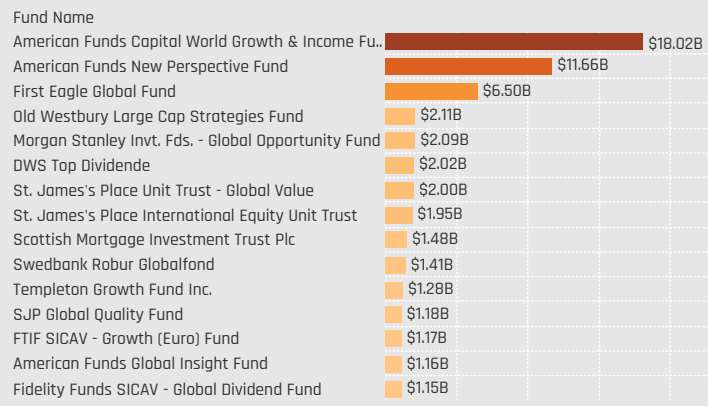
EMEA: Largest Fund AUM, \$



Asia: Largest Fund Weights, %

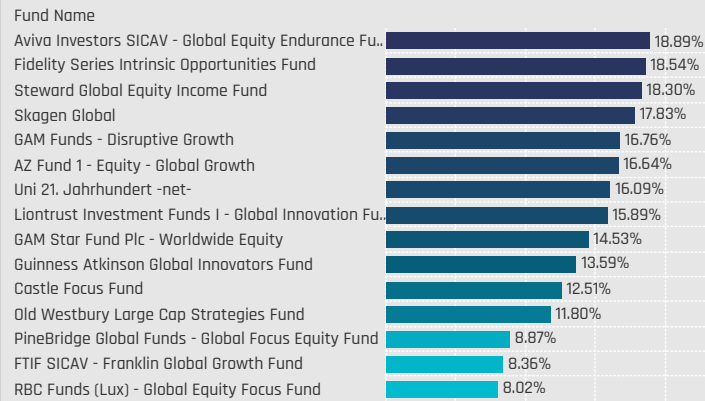


Asia: Largest Fund AUM, \$

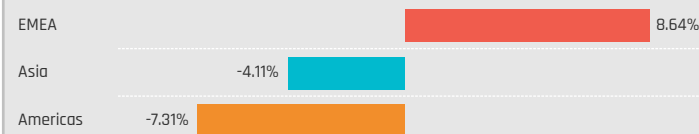


Regional Allocations Relative to Benchmark

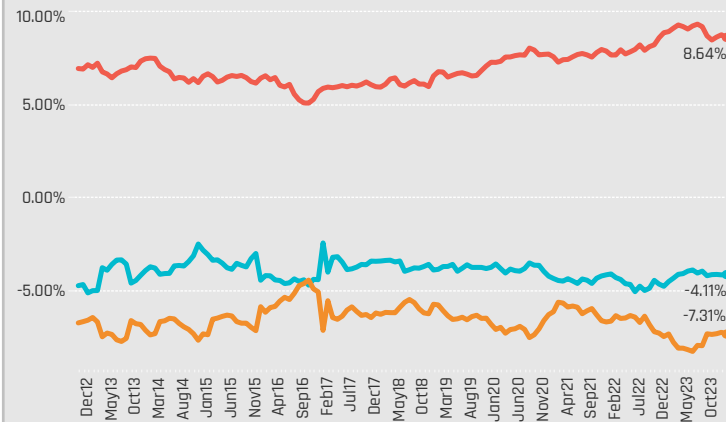
Americas: Largest Overweight Allocations, %



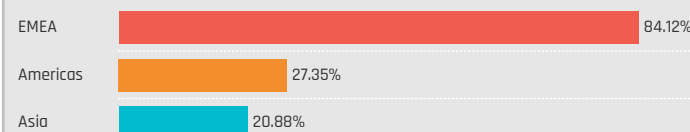
Average Fund Weight vs ACWI by Region



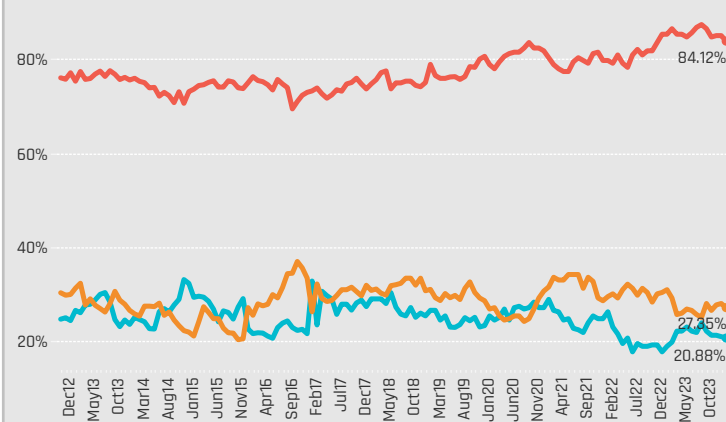
Average Fund Weight vs ACWI Time-Series by Region



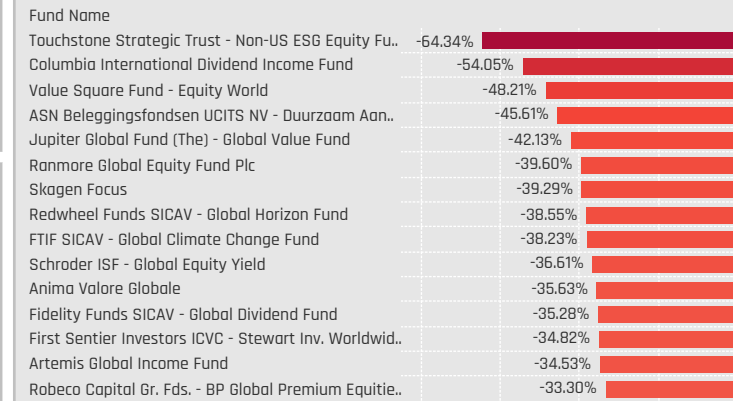
Percentage of Funds Overweight the ACWI by Region



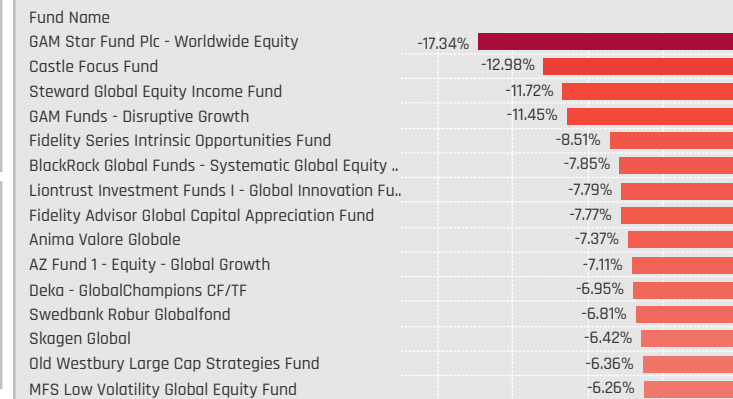
Percentage of Funds Overweight the ACWI Time-Series by Region



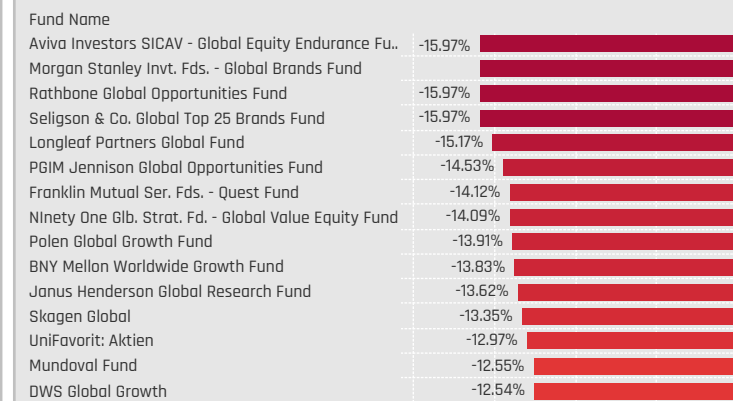
Americas: Largest Underweight Allocations, %



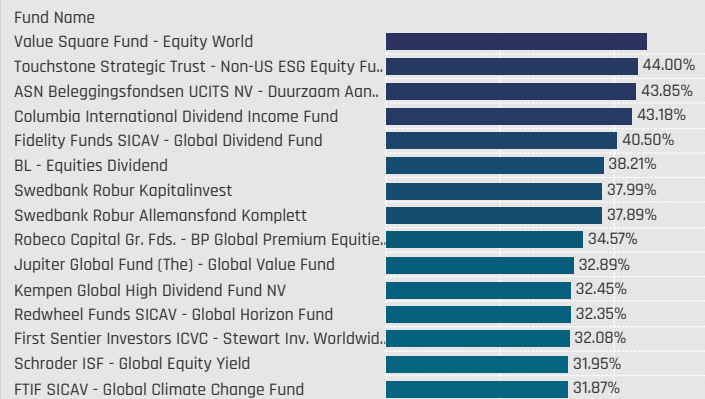
EMEA: Largest Underweight Allocations, %



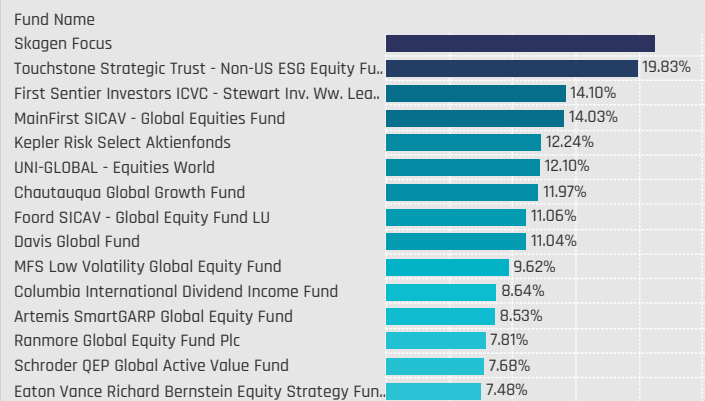
Asia: Largest Underweight Allocations, %



EMEA: Largest Overweight Allocations, %



Asia: Largest Overweight Allocations, %



Regional Allocation Changes [Fund Level]

Americas: Largest Changes in Weight, %. 7/31/2023 - 1/31/2024

Fund Name	New or Closed	Fund Weight, %	Weight Change, %
Delaware Global Equity Fund II		62.19%	37.30%
Delaware Global Equity Fund		61.97%	37.19%
AIM Fds. Grp. (IFG) - Invesco Global Core Equity Fund		71.12%	21.58%
DWS Concept DJE Globale Aktien		48.06%	13.84%
DWS Invest - CROCI Global Dividends		43.13%	12.87%
Uni 21. Jahrhundert -net-		81.92%	11.66%
Artisan Global Equity Fund		53.63%	11.54%
Fidelity Advisor Global Capital Appreciation Fund		66.81%	-4.88%
Pioneer Global Sustainable Equity Fund		52.96%	-5.35%
FTIF SICAV - Growth (Euro) Fund		40.12%	-5.44%
Longleaf Partners Global Fund		60.51%	-5.88%
Brown Advisory Global Leaders Fund		49.85%	-7.01%
Franklin Mutual Ser. Fds. - Quest Fund		57.29%	-7.19%
Redwheel Funds SICAV - Global Horizon Fund		27.28%	-33.07%

Americas: Largest Fund Flows, \$. 7/31/2023 - 1/31/2024

Fund Name	New or Closed	Fund AUM, \$	Fund Flows, \$
First Eagle Global Fund		\$25,305M	\$995.0M
St. James's Place International Equity Unit Trust		\$7,358M	\$660.4M
JPMorgan Investment Funds - Global Select Equity Fund		\$3,526M	\$636.8M
JPMorgan Funds - Global Focus Fund		\$3,359M	\$566.2M
Deka - DividendenStrategie		\$7,027M	\$394.7M
American Funds Global Insight Fund		\$5,318M	\$333.6M
JPMorgan Investment Funds - Global Dividend Fund		\$2,036M	\$309.6M
DWS Top Dividende		\$8,524M	(\$246.7M)
Franklin Mutual Ser. Fds. - Global Discovery Fund		\$4,003M	(\$251.8M)
Dodge & Cox Global Stock Fund		\$5,892M	(\$343.3M)
Robeco Capital Gr. Fds. - BP Global Premium Equities		\$1,729M	(\$373.0M)
FTIF SICAV - Growth (Euro) Fund		\$3,155M	(\$386.0M)
American Funds New Perspective Fund		\$70,082M	(\$1,125.8M)
American Funds Capital World Growth & Income Fund		\$64,400M	(\$1,196.6M)

EMEA: Largest Changes in Weight, %. 7/31/2023 - 1/31/2024

Fund Name	New or Closed	Fund Weight, %	Weight Change, %
Redwheel Funds SICAV - Global Horizon Fund		50.55%	24.42%
BNY Mellon Investment Fds. - Global Equity Fund		27.66%	9.43%
Longleaf Partners Global Fund		30.35%	8.26%
St. James's Place Unit Trust - Sust. & Responsible Eq.		44.18%	4.89%
Guinness Asset Mgmt. Fund Plc - Global Equity Income Fund		37.39%	4.85%
C Worldwide - Global Equities Ethical		38.17%	4.05%
C Worldwide - Global Equities		34.91%	3.62%
Columbia Select Global Equity Fund		22.67%	-9.33%
Liontrust Investment Funds I - Global Innovation Fund		10.41%	-9.69%
Uni 21. Jahrhundert -net-		13.35%	-11.51%
AIM Fds. Grp. (IFG) - Invesco Global Core Equity Fund		20.15%	-19.21%
SVS Aubrey Capital Mgmt. Inv. Funds - Global Conviction F..		16.87%	-19.52%
Delaware Global Equity Fund II		23.13%	-47.22%
Delaware Global Equity Fund		23.02%	-47.45%

EMEA: Largest Fund Flows, \$. 7/31/2023 - 1/31/2024

Fund Name	New or Closed	Fund AUM, \$	Fund Flows, \$
American Funds Capital World Growth & Income Fund		\$31,816M	\$1,835.3M
American Funds New Perspective Fund		\$38,499M	\$1,031.7M
St. James's Place Unit Trust - Sust. & Responsible Eq.		\$3,159M	\$647.5M
Swedbank Robur Globalfond		\$1,218M	\$379.2M
Deka - DividendenStrategie		\$6,478M	\$321.2M
Guinness Asset Mgmt. Fund Plc - Global Equity Income Fund		\$2,027M	\$283.8M
First Eagle Global Fund		\$8,604M	\$261.8M
Handelsbanken Global Tema		\$815M	(\$187.3M)
FTIF SICAV - Growth (Euro) Fund		\$2,625M	(\$212.3M)
Carmignac Investissement		\$1,047M	(\$222.7M)
Old Westbury Large Cap Strategies Fund		\$2,676M	(\$258.8M)
Templeton Growth Fund Inc.		\$2,848M	(\$266.1M)
PGIM Jennison Global Opportunities Fund		\$1,685M	(\$284.5M)
Fidelity Funds SICAV - Global Dividend Fund		\$7,099M	(\$559.2M)

Asia: Largest Changes in Weight, %. 7/31/2023 - 1/31/2024

Fund Name	New or Closed	Fund Weight, %	Weight Change, %
Delaware Global Equity Fund II		13.91%	9.14%
Delaware Global Equity Fund		13.85%	9.09%
Virtus NFJ Global Sustainability Fund		19.04%	8.32%
JOHCM Umbrella Fund Plc - Global Select Fund		15.97%	6.13%
SVS Aubrey Capital Mgmt. Inv. Funds - Global Conviction Fun..		16.66%	5.06%
Redwheel Funds SICAV - Global Horizon Fund		17.28%	4.97%
Alger Global Focus Fund		19.56%	3.30%
GAM Star Fund Plc - Worldwide Equity		11.48%	-5.73%
BNY Mellon Investment Fds. - Global Equity Fund		10.47%	-5.81%
SEB Fund 1 - Global Climate Opportunity Fund		13.69%	-5.81%
C Worldwide - Global Equities		19.16%	-6.33%
C Worldwide - Global Equities Ethical		18.62%	-6.54%
Invesco Global Inv. Ser. - Global Equity Income Fund (UK)		7.16%	-7.48%
Artisan Global Equity Fund		3.97%	-8.92%

Asia: Largest Fund Flows, \$. 7/31/2023 - 1/31/2024

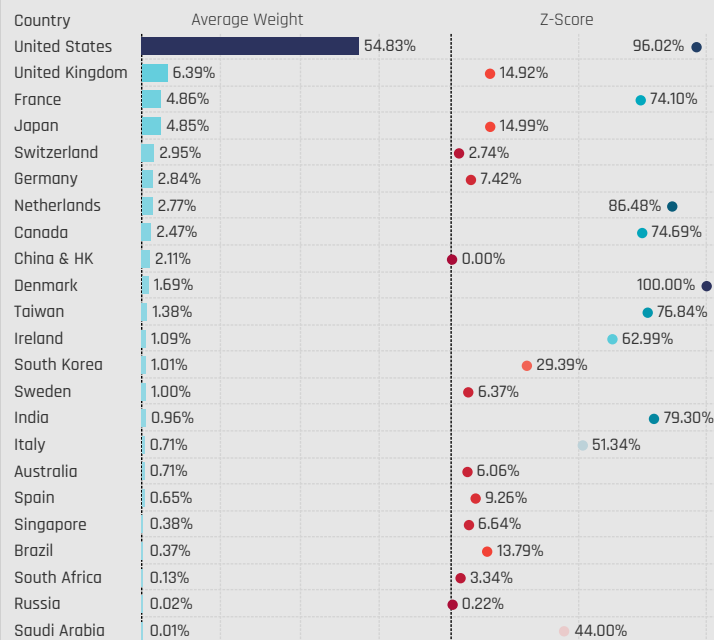
Fund Name	New or Closed	Fund AUM, \$	Fund Flows, \$
First Eagle Global Fund		\$6,501M	\$315.5M
JPMorgan Investment Funds - Global Dividend Fund		\$634M	\$141.3M
Robeco Capital Gr. Fds. - BP Global Premium Equities		\$673M	\$133.9M
St. James's Place Unit Trust - Sust. & Responsible Eq.		\$874M	\$117.1M
Franklin Mutual Ser. Fds. - Beacon Fund		\$267M	\$110.5M
JPMorgan Investment Funds - Global Select Equity Fund		\$486M	\$94.6M
Swedbank Robur Kapitalinvest		\$547M	\$87.6M
Vontobel Fund - Global Equity		\$414M	(\$114.1M)
C Worldwide - Global Equities		\$385M	(\$127.4M)
Fidelity Funds SICAV - Global Dividend Fund		\$1,152M	(\$155.7M)
BlackRock Global Funds - Systematic Global Equity High Inco..		\$1,052M	(\$156.4M)
Handelsbanken Global Tema		\$571M	(\$175.4M)
American Funds New Perspective Fund		\$11,664M	(\$684.5M)
American Funds Capital World Growth & Income Fund		\$18,021M	(\$1,507.9M)

Country Allocations

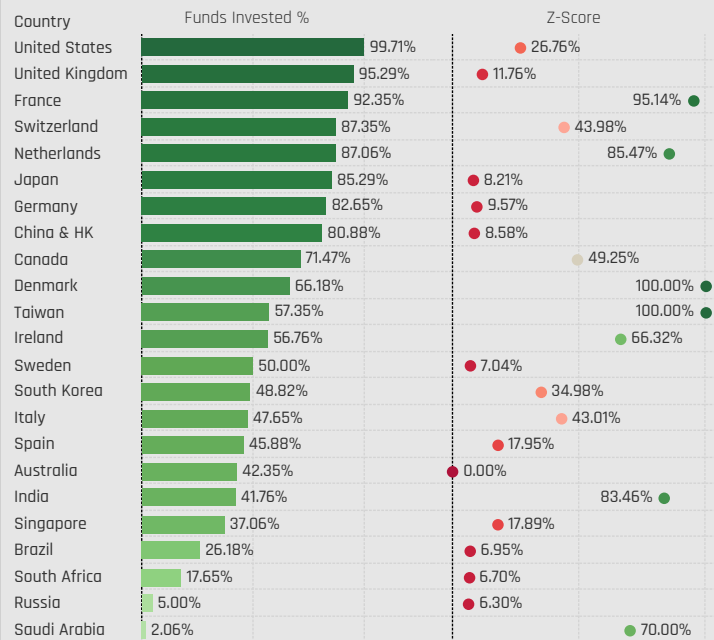


Country Allocations

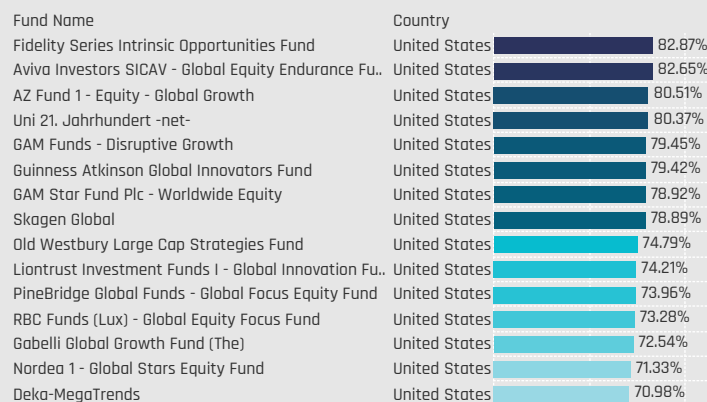
Major Countries: Average Fund Weights / Z-Score (9/30/2012 - Present)



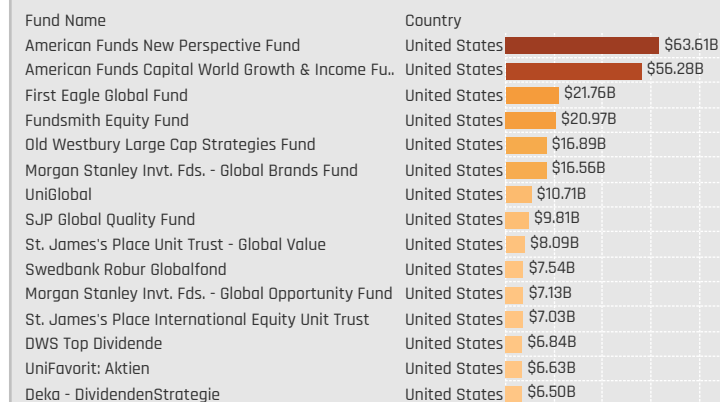
Major Countries: Funds Invested %



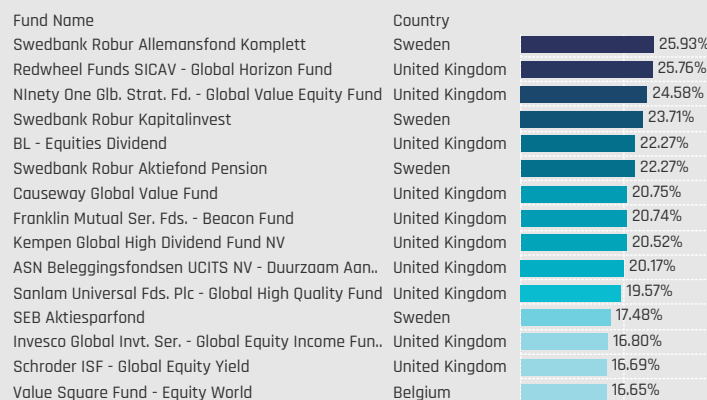
Americas: Largest Fund Country Weights, %



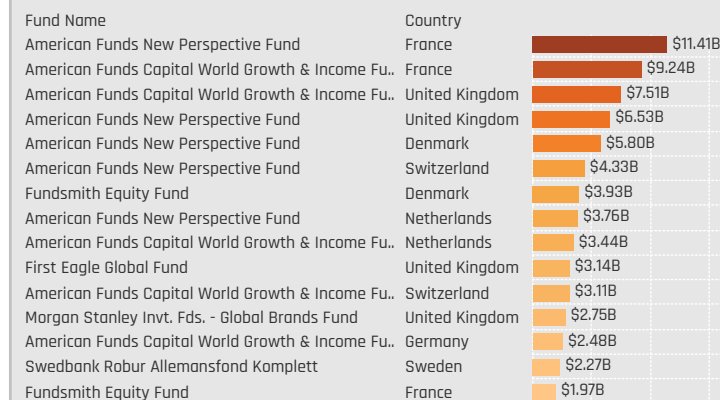
Americas: Largest Fund Country AUM, \$



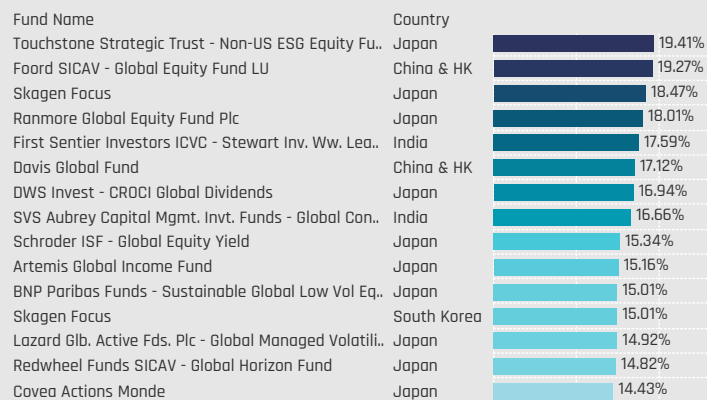
EMEA: Largest Fund Country Weights, %



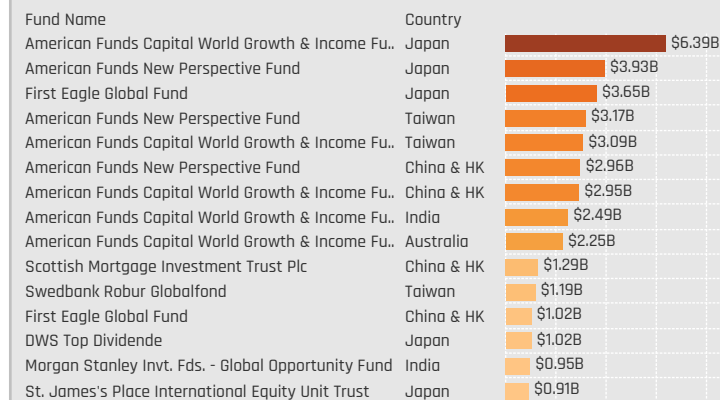
EMEA: Largest Fund Country AUM, \$



Asia: Largest Fund Country Weights, %

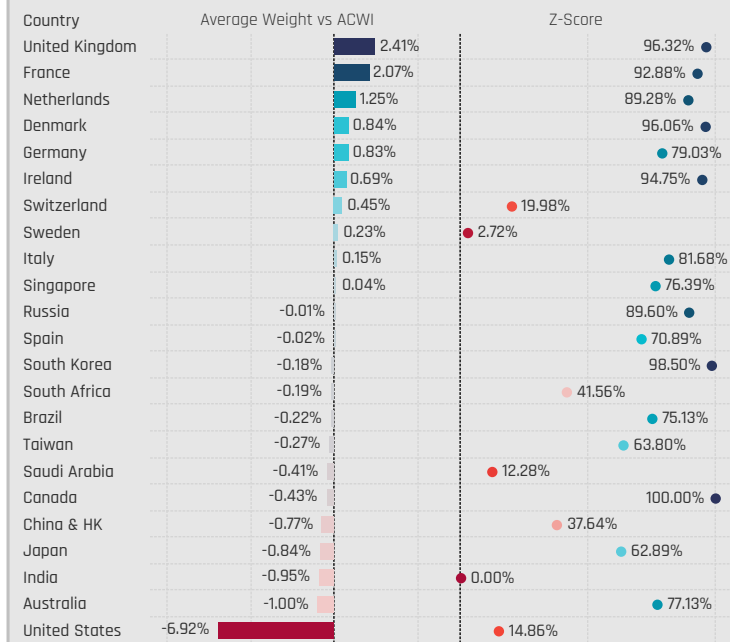


Asia: Largest Fund Country AUM, \$

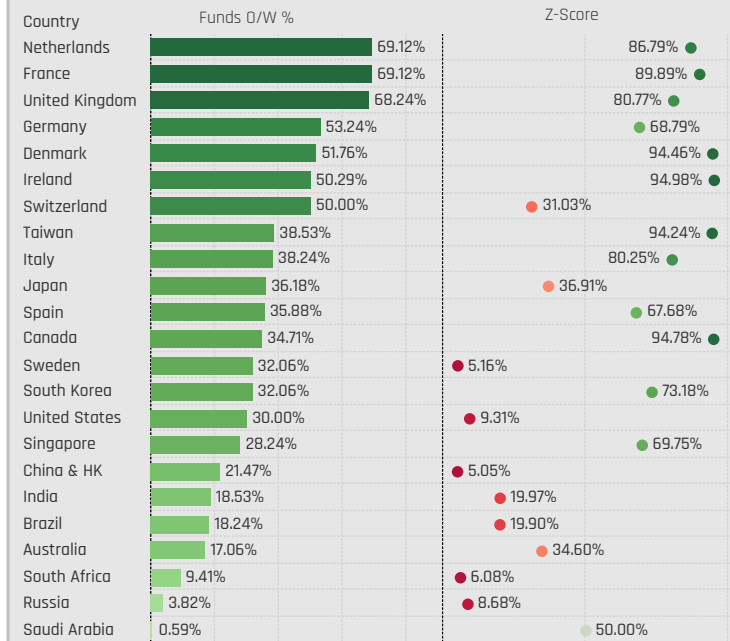


Country Allocations Relative to Benchmark

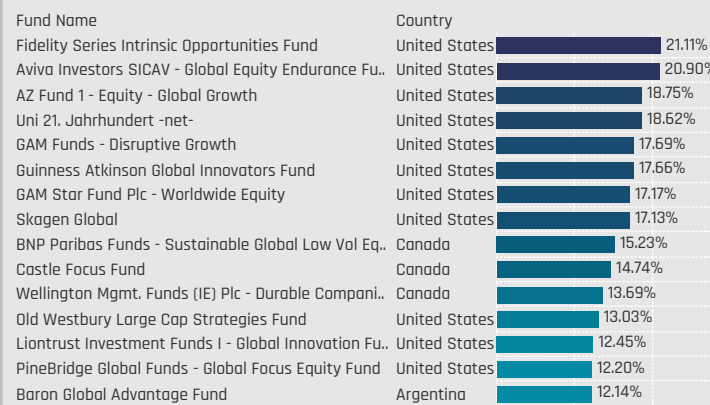
Major Countries: Average Weight vs ACWI / Z-Score (9/30/2012 - Present)



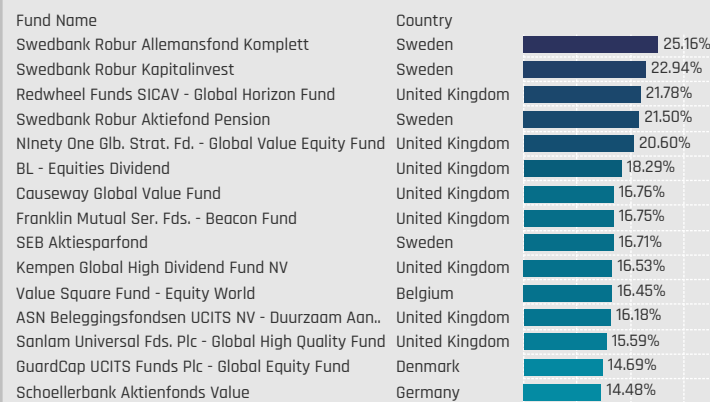
Major Countries: Funds Overweight % / Z-Score (9/30/2012 - Present)



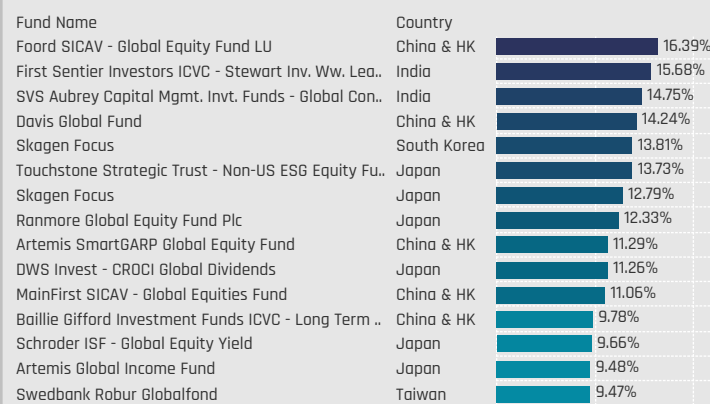
Americas: Largest Fund Country Overweights, %



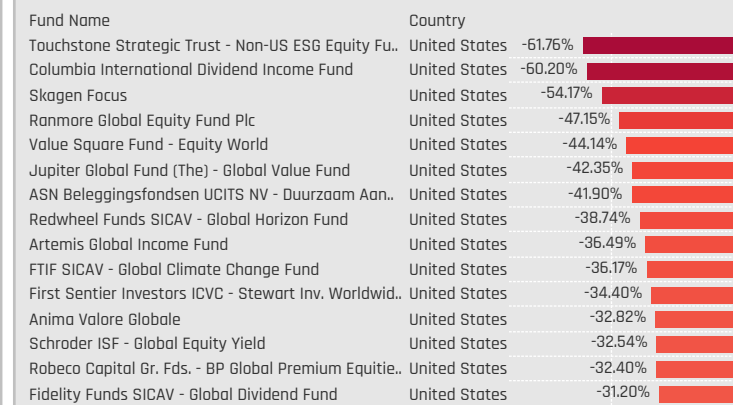
EMEA: Largest Fund Country Overweights, %



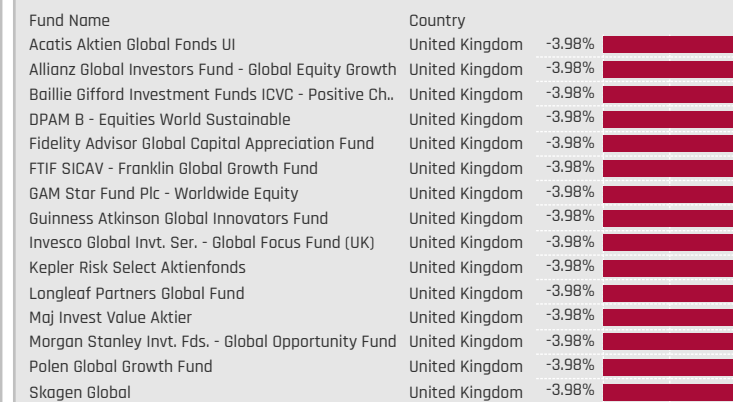
Asia: Largest Fund Country Overweights, %



Americas: Largest Fund Country Underweights, %



EMEA: Largest Fund Country Underweights, %

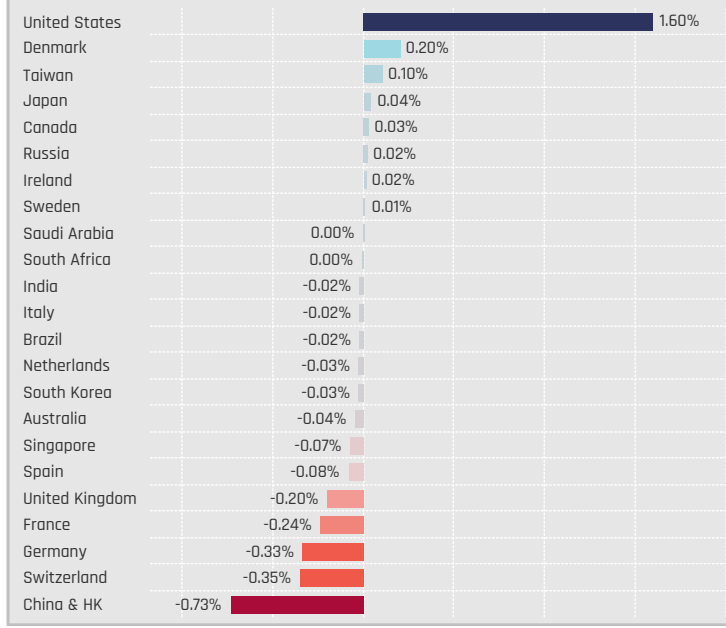


Asia: Largest Fund Country Underweights, %

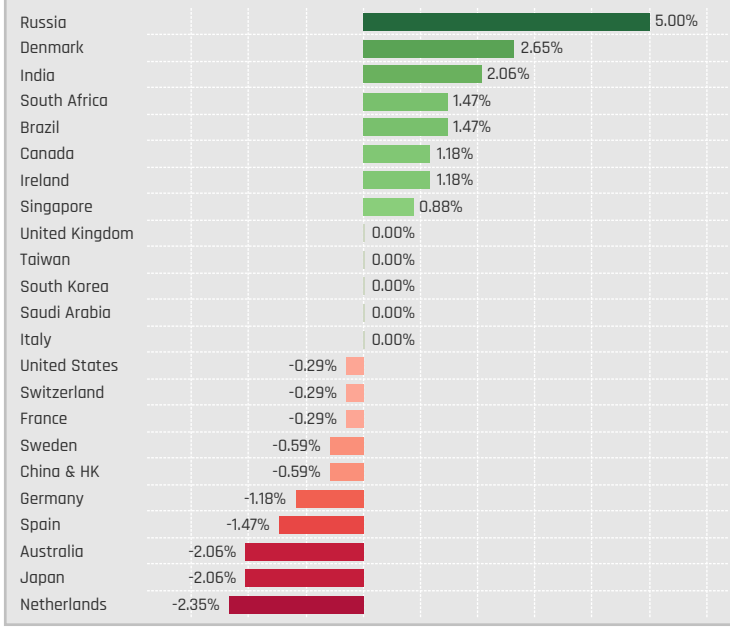


Country Allocation Changes [Aggregate]

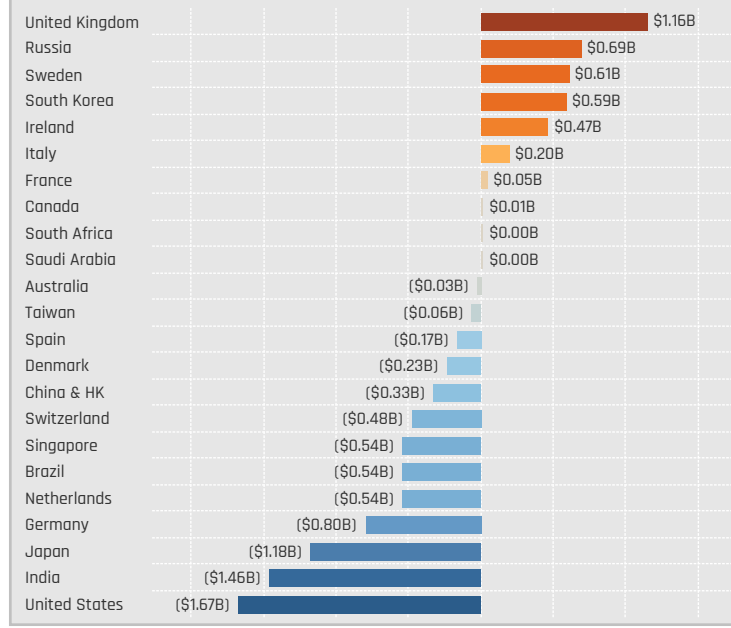
Major Countries: Change in Average Weight
7/31/2023 - 1/31/2024



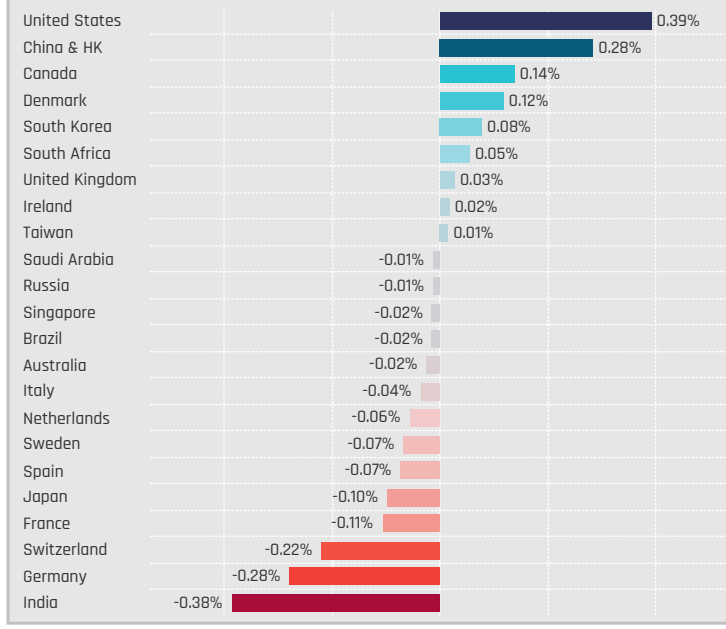
Major Countries: Change in Funds Invested %
7/31/2023 - 1/31/2024



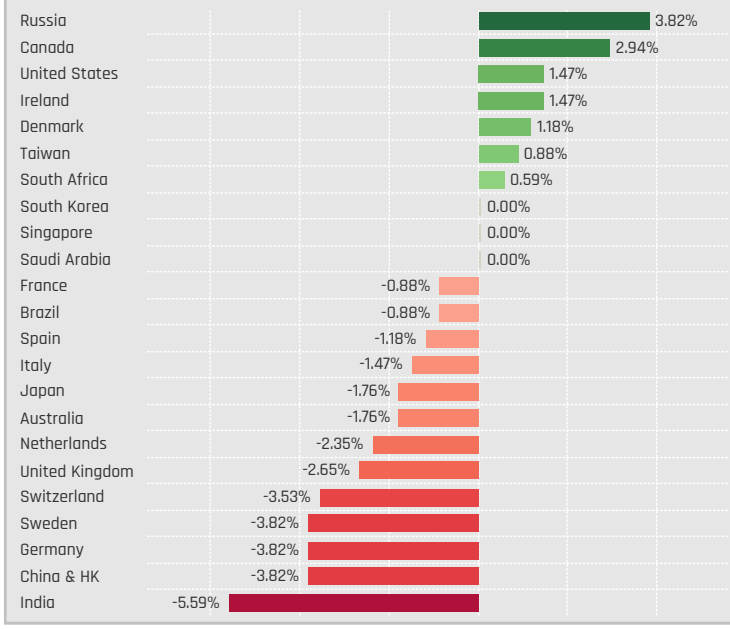
Major Countries: Combined Fund Flows, \$
7/31/2023 - 1/31/2024



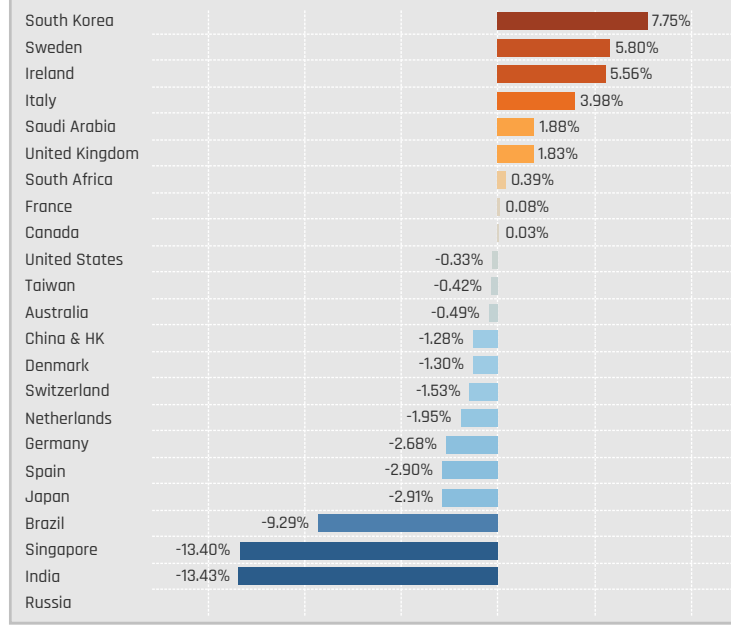
Major Countries: Change in Average Weight vs ACWI
7/31/2023 - 1/31/2024



Major Countries: Change in Funds Overweight %
7/31/2023 - 1/31/2024



Major Countries: Combined Fund Flows as Percentage of AUM
7/31/2023 - 1/31/2024



Country Allocation Changes [Fund Level]

Americas: Largest Changes in Country Weight, %. 7/31/2023 - 1/31/2024

Fund Name	New or Closed	Country	Fund Weight, %	Weight Change, %
Delaware Global Equity Fund II		United States	55.67%	30.78%
Delaware Global Equity Fund		United States	55.50%	30.72%
AIM Fds. Grp. (IFG) - Invesco Global Core Equity ..		United States	65.48%	19.25%
DWS Concept DJE Globale Aktien		United States	46.75%	13.47%
DWS Invest - CROCI Global Dividends		United States	43.13%	12.87%
SVS Aubrey Capital Mgmt. Inv. Funds - Global ..		United States	55.39%	12.23%
GAM Star Fund Plc - Worldwide Equity		United States	78.92%	12.01%
BNP Paribas Funds - Sustainable Global Low Va..		Canada	18.13%	-5.50%
Franklin Mutual Ser. Fds. - Quest Fund		United States	54.86%	-5.80%
Langleaf Partners Global Fund		United States	55.77%	-6.51%
JOHCM Umbrella Fund Plc - Global Opportunitie..		United States	44.39%	-6.93%
Pioneer Global Sustainable Equity Fund		United States	47.45%	-6.95%
Janus Henderson Global Equity Fund		United States	47.98%	-10.45%
Redwheel Funds SICAV - Global Horizon Fund		United States	23.02%	-34.29%

Americas: Largest Country Level Fund Flows, \$. 7/31/2023 - 1/31/2024

Fund Name	New or Closed	Country	Fund AUM, \$	Fund Flows, \$
First Eagle Global Fund		United States	\$21,756M	\$985.9M
JPMorgan Investment Funds - Global Select Eq..		United States	\$3,465M	\$662.2M
St. James's Place International Equity Unit Trust		United States	\$7,031M	\$657.3M
JPMorgan Funds - Global Focus Fund		United States	\$3,264M	\$579.1M
Deka - DividendenStrategie		United States	\$6,501M	\$366.3M
JPMorgan Investment Funds - Global Dividend ..		United States	\$1,974M	\$324.2M
American Funds Global Insight Fund		United States	\$4,907M	\$307.4M
DWS Top Dividende		Canada	\$1,684M	(\$294.8M)
Dodge & Cox Global Stock Fund		United States	\$5,112M	(\$310.8M)
Robeco Capital Gr. Fds. - BP Global Premium Eq..		United States	\$1,560M	(\$376.9M)
FTIF SICAV - Growth (Euro) Fund		United States	\$3,155M	(\$386.0M)
American Funds Capital World Growth & Incom..		Brazil	\$1,850M	(\$459.9M)
American Funds Capital World Growth & Incom..		United States	\$56,276M	(\$983.7M)
American Funds New Perspective Fund		United States	\$63,609M	(\$1,350.3M)

EMEA: Largest Changes in Country Weight, %. 7/31/2023 - 1/31/2024

Fund Name	New or Closed	Country	Fund Weight, %	Weight Change, %
Redwheel Funds SICAV - Global Horizon Fund		United Kingdom	25.76%	16.83%
Redwheel Funds SICAV - Global Horizon Fund		Netherlands	10.91%	9.99%
Fidelity Inv. Funds - Global Focus Fund		Ireland	8.06%	5.60%
Swedbank Robur Allemansfond Komplet		Sweden	25.93%	5.45%
BNY Mellon Investment Fds. - Global Equity Fund		France	7.42%	5.33%
Ariel Global Fund		Israel	5.97%	5.17%
Virtus NFJ Global Sustainability Fund		United Kingdom	7.78%	4.87%
Delaware Global Equity Fund II		United Kingdom	5.83%	-8.41%
Delaware Global Equity Fund		United Kingdom	5.81%	-8.51%
Ninety One Glb. Strat. Fd. - Global Value Equity ..		Germany	6.36%	-9.11%
AIM Fds. Grp. (IFG) - Invesco Global Core Equity ..		Switzerland	0.80%	-9.52%
AIM Fds. Grp. (IFG) - Invesco Global Core Equity .. Close		Germany	0.00%	-10.15%
Delaware Global Equity Fund II		Germany	2.04%	-11.04%
Delaware Global Equity Fund		Germany	2.03%	-11.09%

EMEA: Largest Country Level Fund Flows, \$. 7/31/2023 - 1/31/2024

Fund Name	New or Closed	Country	Fund AUM, \$	Fund Flows, \$
American Funds Capital World Growth & Incom..		United Kingdom	\$7,510M	\$679.2M
American Funds New Perspective Fund		France	\$11,409M	\$579.1M
Swedbank Robur Allemansfond Komplet		Sweden	\$2,274M	\$425.5M
American Funds Capital World Growth & Incom..	New	Russia	\$405M	\$405.4M
American Funds Capital World Growth & Incom..		Denmark	\$1,629M	\$298.6M
American Funds Capital World Growth & Incom..		Italy	\$540M	\$295.4M
American Funds New Perspective Fund	New	Russia	\$266M	\$266.5M
Fidelity Funds SICAV - Global Dividend Fund		Italy	\$3M	(\$156.5M)
American Funds Capital World Growth & Incom..		Germany	\$2,480M	(\$176.9M)
American Funds Capital World Growth & Incom..		Sweden	\$563M	(\$177.5M)
Carmignac Investissement		France	\$428M	(\$193.6M)
Scottish Mortgage Investment Trust Plc		Netherlands	\$1,622M	(\$208.1M)
Dodge & Cox Global Stock Fund		Switzerland	\$460M	(\$230.8M)
American Funds New Perspective Fund		Denmark	\$5,801M	(\$271.3M)

Asia: Largest Changes in Country Weight, %. 7/31/2023 - 1/31/2024

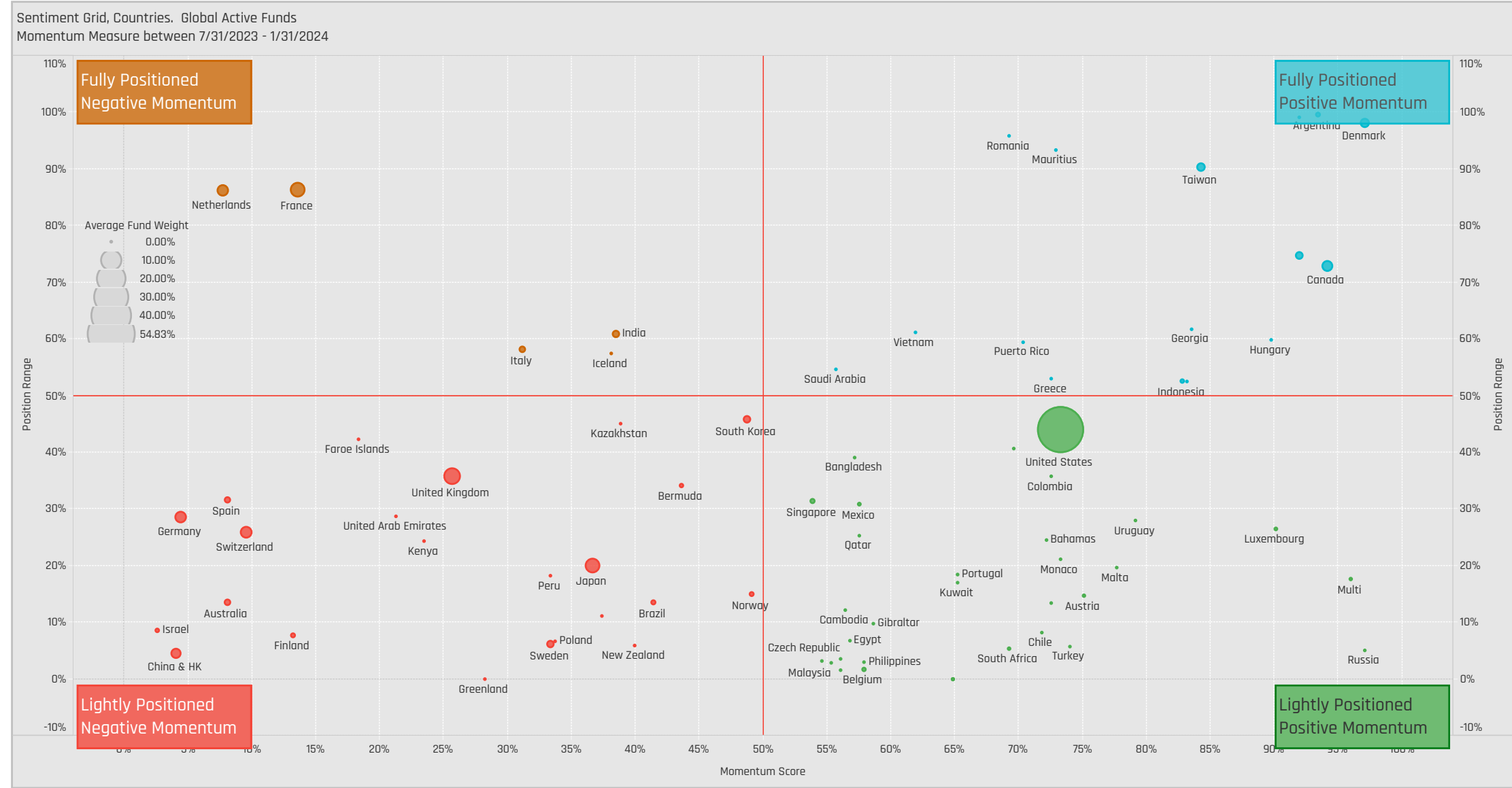
Fund Name	New or Closed	Country	Fund Weight, %	Weight Change, %
Redwheel Funds SICAV - Global Horizon Fund		Japan	14.82%	9.64%
SVS Aubrey Capital Mgmt. Inv. Funds - Global ..		India	16.65%	7.50%
Virtus NFJ Global Sustainability Fund		Japan	7.80%	4.18%
Alger Global Focus Fund		India	8.13%	4.03%
Virtus NFJ Global Sustainability Fund		China & HK	10.12%	3.93%
BNP Paribas Funds - Sustainable Global Low Va..		Japan	15.01%	3.35%
Liontrust Investment Funds I - Global Innovatio..	New	Taiwan	3.31%	3.31%
Vontobel Fund - Global Equity		China & HK	0.78%	-4.66%
DWS Invest - CROCI Global Dividends		Japan	16.94%	-4.70%
Virtus Vontobel Global Opportunities Fund		China & HK	0.79%	-4.75%
Alger Global Focus Fund		China & HK	2.65%	-5.16%
Faord SICAV - Global Equity Fund LU		China & HK	19.27%	-5.64%
C Worldwide - Global Equities	Close	India	0.00%	-6.39%
C Worldwide - Global Equities Ethical	Close	India	0.00%	-6.46%

Asia: Largest Country Level Fund Flows, \$. 7/31/2023 - 1/31/2024

Fund Name	New or Closed	Country	Fund AUM, \$	Fund Flows, \$
American Funds Capital World Growth & Incom..		Indonesia	\$351M	\$239.1M
American Funds Capital World Growth & Incom..	New	South Korea	\$212M	\$215.7M
First Eagle Global Fund		Australia	\$324M	\$208.4M
American Funds New Perspective Fund		China & HK	\$2,964M	\$208.1M
American Funds New Perspective Fund		Japan	\$3,931M	\$167.9M
St. James's Place International Equity Unit Trust		South Korea	\$223M	\$102.4M
Franklin Mutual Ser. Fds. - Beacon Fund	New	South Korea	\$98M	\$97.3M
American Funds Capital World Growth & Incom..		China & HK	\$2,947M	(\$132.2M)
American Funds Capital World Growth & Incom..		Taiwan	\$3,092M	(\$144.2M)
American Funds New Perspective Fund		Singapore	\$495M	(\$170.5M)
American Funds Capital World Growth & Incom..		Singapore	\$295M	(\$371.3M)
American Funds Capital World Growth & Incom..		India	\$2,491M	(\$412.6M)
American Funds New Perspective Fund		India	\$661M	(\$924.4M)
American Funds Capital World Growth & Incom..		Japan	\$6,387M	(\$951.6M)

Country Sentiment Grid

We combine the latest Country positioning, long-term positioning and short-term fund activity in the 'Sentiment Grid', below. The Y-Axis measures where today's ownership levels in each Country sit relative to the long-term range. We calculate the Z-Score of today's average weight, funds invested % and funds O/W %, relative to all monthly observations in our fund history (going back to 9/30/2012). A figure close to 100% would indicate today's positioning is close to its maximum ever level, a figure close to zero, the lowest. The X-axis provides a measure of short-term fund activity, or 'Momentum', by looking at the changes in average weight, funds invested % and funds o/w % between 7/31/2023 and 1/31/2024, relative to each Country. A figure above 50% means a Country has seen relative increases in ownership, a figure below 50% indicates a relative decrease in positioning. The size of the bubble represents the average weight of each Country.



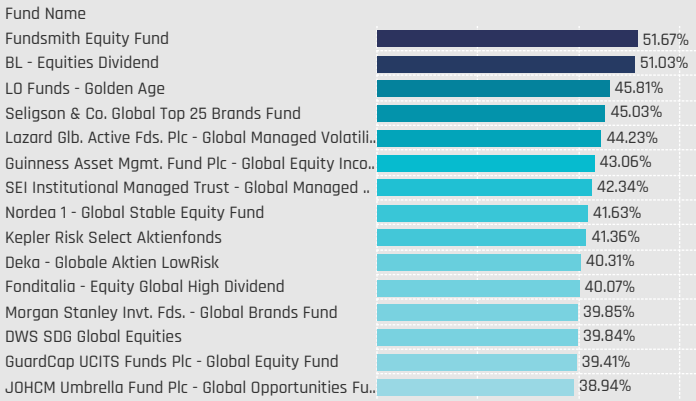
Position Range: Average of:
Z-Score Average Weight vs history
Z-Score Funds Invested % vs history
Z-Score Funds O/W % vs history

Momentum Score: Average of:
Change in Average Weight (Percentile vs Peers)
Change in Funds Invested % (Percentile vs Peers)
Change in Funds O/W % (Percentile vs Peers)

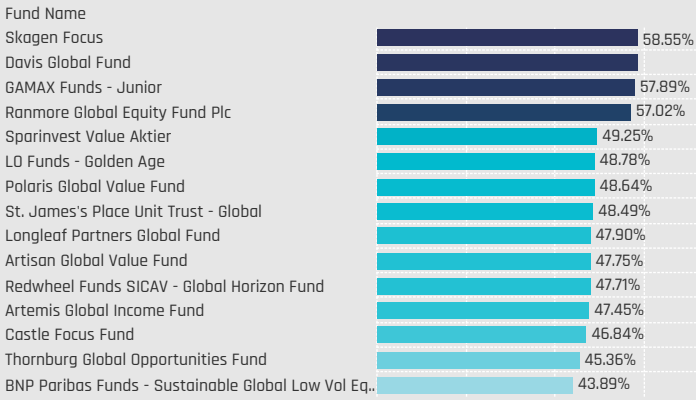
Sector Group Allocations

Sector Group Allocations

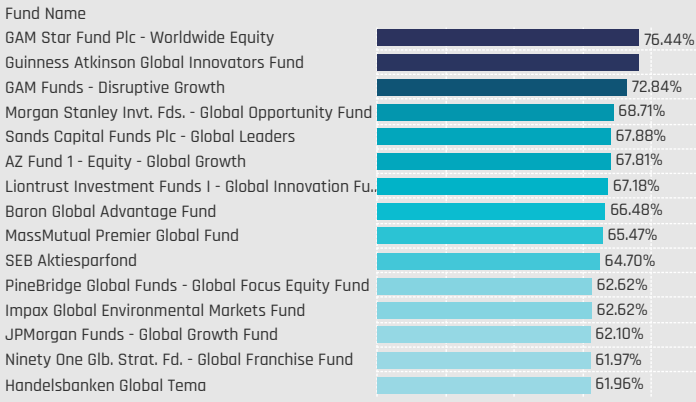
Defensive: Largest Fund Weights, %



Cyclical: Largest Fund Weights, %

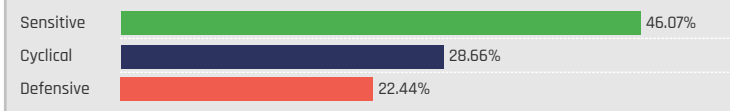


Sensitive: Largest Fund Weights, %

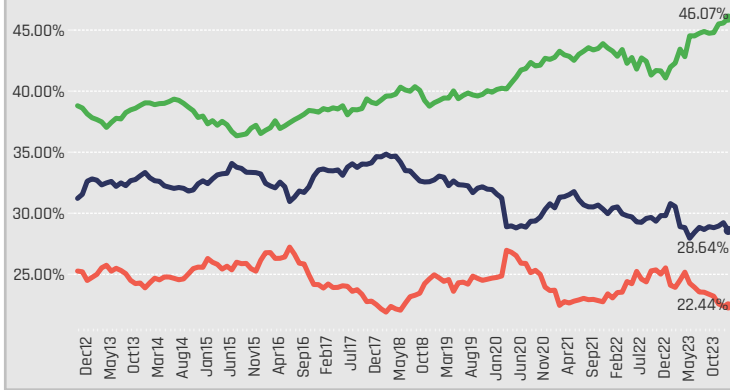


Defensives: Consumer Staples, Health Care, Utilities
 Cyclical: Consumer Discretionary, Financials, Materials, Real Estate
 Sensitive: Communication Services, Energy, Industrials, Information Technology

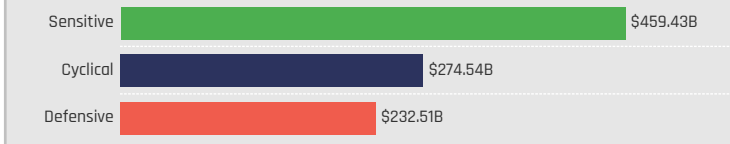
Average Fund Weight by Sector Group



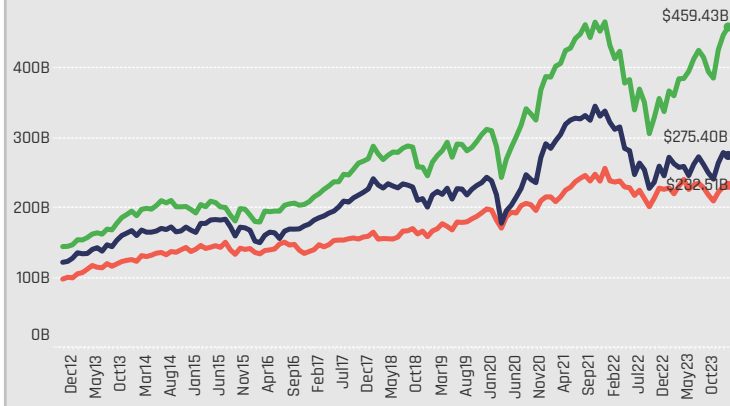
Average Fund Weight Time-Series by Sector Group



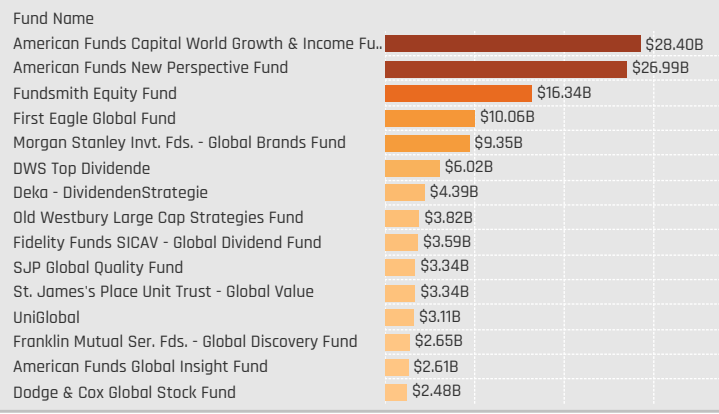
Combined Fund AUM, \$ by Sector Group



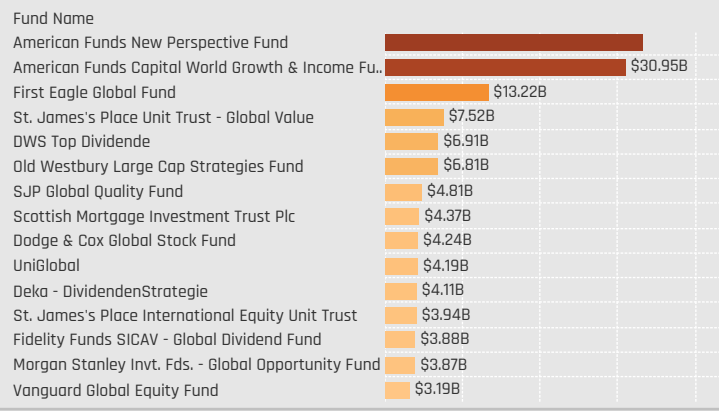
Combined Fund AUM, \$ Time-Series by Sector Group



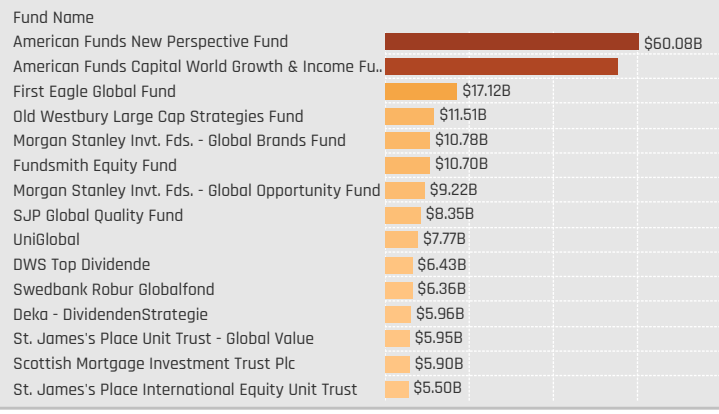
Defensive: Largest Fund AUM, \$



Cyclical: Largest Fund AUM, \$

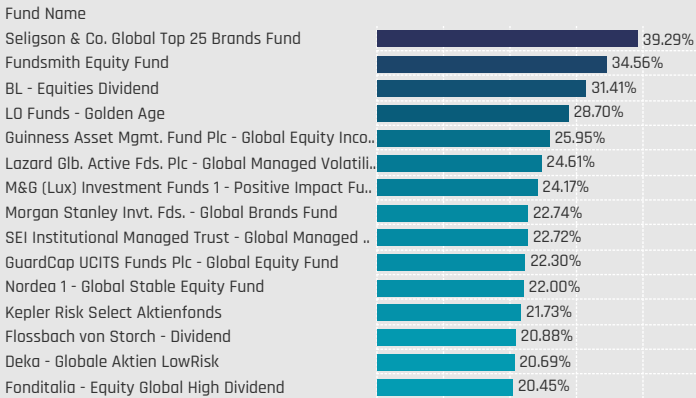


Sensitive: Largest Fund AUM, \$

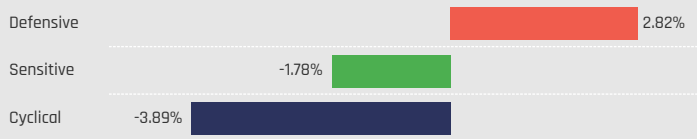


Sector Group Allocations Relative to Benchmark

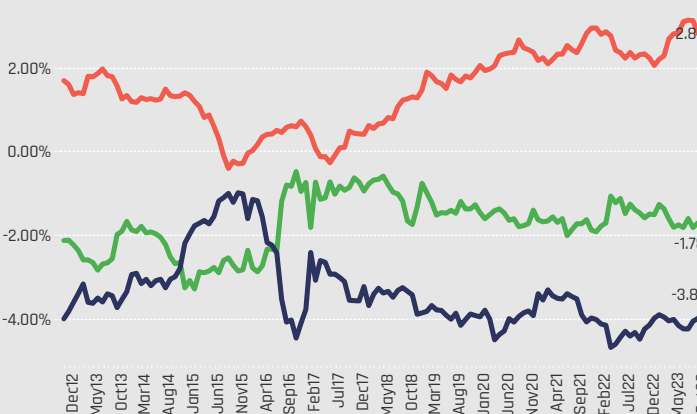
Defensive: Largest Overweight Allocations, %



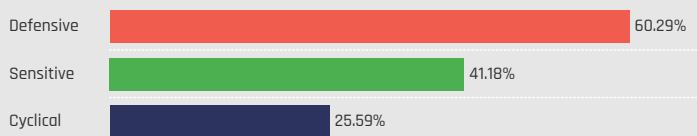
Average Fund Weight vs ACWI by Sector Group



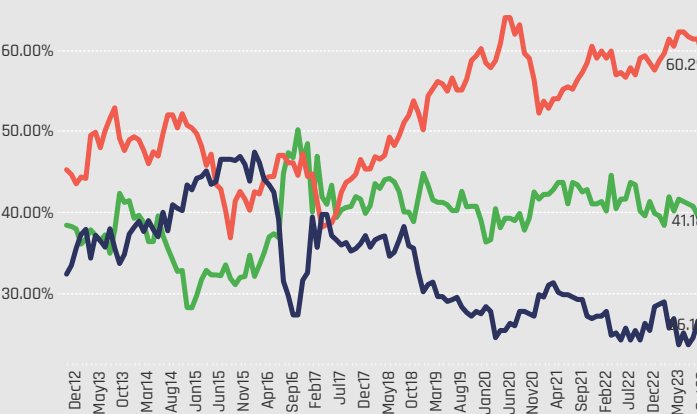
Average Fund Weight vs ACWI Time-Series by Sector Group



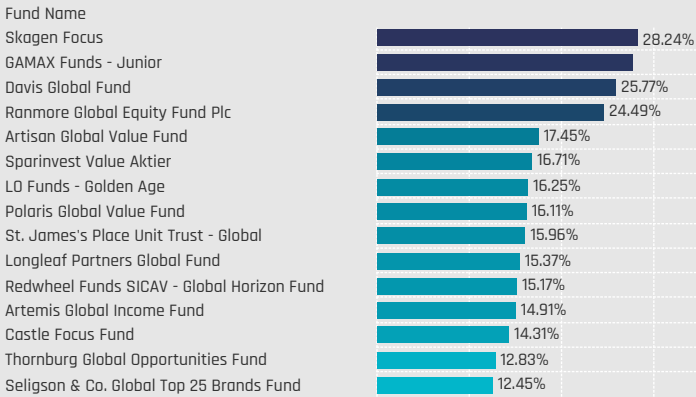
Percentage of Funds Overweight the ACWI by Sector Group



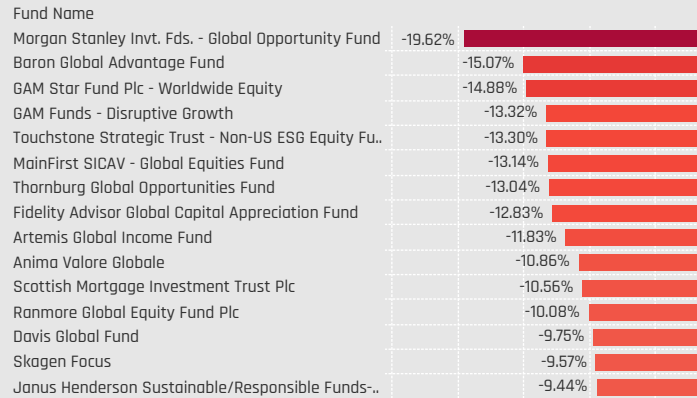
Percentage of Funds Overweight the ACWI Time-Series by Sector Group



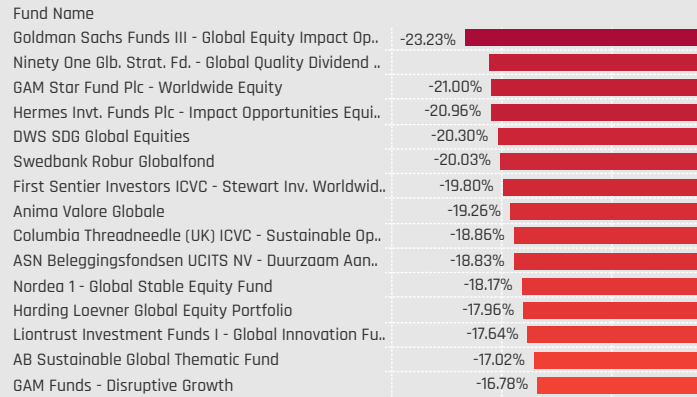
Cyclical: Largest Overweight Allocations, %



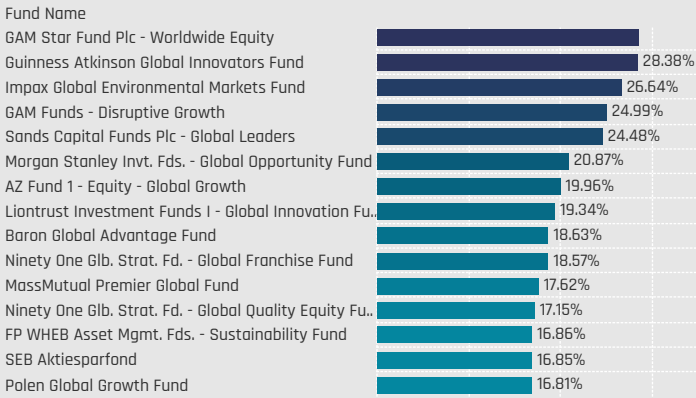
Defensive: Largest Underweight Allocations, %



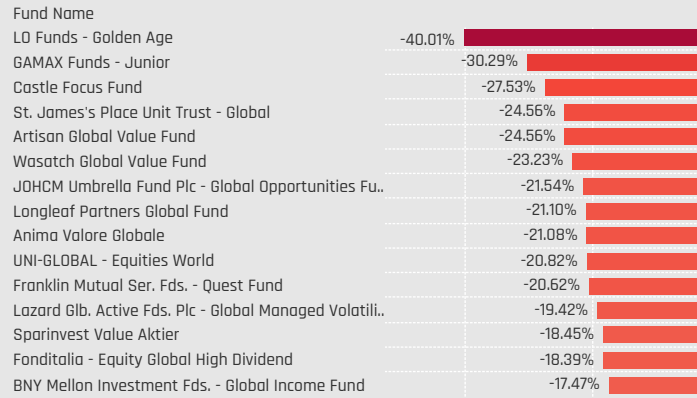
Cyclical: Largest Underweight Allocations, %



Sensitive: Largest Overweight Allocations, %



Sensitive: Largest Underweight Allocations, %



Sector Group Allocation Changes [Fund Level]

Defensives: Largest Changes in Fund Weight, %. 7/31/2023 - 1/31/2024

Fund Name	New or Closed	Fund Weight, %	Weight Change, %
Virtus NFJ Global Sustainability Fund		36.60%	9.73%
Seligson & Co. Global Top 25 Brands Fund		45.03%	6.98%
Artemis SmartGARP Global Equity Fund		26.73%	5.45%
LO Funds - Golden Age		45.81%	4.70%
Vontobel Fund - Global Equity		36.81%	4.41%
BlackRock Global Funds - Systematic Global Equity High Incom..		27.14%	4.16%
Lanleaf Partners Global Fund		17.01%	4.08%
FTIF SICAV - Growth (Euro) Fund		15.18%	-7.86%
Baring Global Umbrella Fund - Global Leaders Fund		19.10%	-9.04%
Eaton Vance Richard Bernstein Equity Strategy Fund		21.32%	-10.79%
JOHCM Umbrella Fund Plc - Global Select Fund		21.54%	-10.87%
Artisan Global Equity Fund		22.37%	-10.93%
Delaware Global Equity Fund II		29.11%	-32.34%
Delaware Global Equity Fund		29.01%	-32.46%

Defensives: Largest Fund Flows, \$. 7/31/2023 - 1/31/2024

Fund Name	New or Closed	Fund AUM, \$	Fund Flows, \$
American Funds Capital World Growth & Income Fund		\$28,396M	\$639.4M
Deka - DividendenStrategie		\$4,389M	\$422.3M
St. James's Place Unit Trust - Sust. & Responsible Eq.		\$2,224M	\$389.4M
Dodge & Cox Global Stock Fund		\$2,480M	\$335.7M
First Eagle Global Fund		\$10,063M	\$321.0M
BlackRock Global Funds - Systematic Global Equity High Inco..		\$1,414M	\$309.8M
JPMorgan Funds - Global Focus Fund		\$1,077M	\$263.7M
Franklin Mutual Ser. Fds. - Global Discovery Fund		\$2,653M	(\$210.8M)
JOHCM Umbrella Fund Plc - Global Select Fund		\$316M	(\$234.1M)
Carmignac Investissement		\$884M	(\$268.7M)
Templeton Growth Fund Inc.		\$1,403M	(\$356.1M)
FTIF SICAV - Growth (Euro) Fund		\$1,194M	(\$470.7M)
Fidelity Funds SICAV - Global Dividend Fund		\$3,591M	(\$540.7M)
American Funds New Perspective Fund		\$26,991M	(\$1,286.1M)

Cyclicals: Largest Changes in Fund Weight, %. 7/31/2023 - 1/31/2024

Fund Name	New or Closed	Fund Weight, %	Weight Change, %
AIM Fds. Grp. (IFG) - Invesco Global Core Equity Fund		33.92%	14.67%
Redwheel Funds SICAV - Global Horizon Fund		47.71%	9.60%
Uni 21. Jahrhundert -net-		32.98%	8.65%
Virtus NFJ Global Sustainability Fund		32.06%	8.28%
Artisan Global Discovery Fund		25.26%	7.23%
Delaware Global Equity Fund II		25.38%	7.14%
Delaware Global Equity Fund		25.27%	7.04%
SVS Aubrey Capital Mgmt. Inv. Funds - Global Conviction Fu..		24.73%	-6.22%
C Worldwide - Global Equities Ethical		21.51%	-6.26%
Ninety One Glb. Strat. Fd. - Global Value Equity Fund		31.17%	-6.69%
Columbia International Dividend Income Fund		31.52%	-7.49%
Liontrust Investment Funds I - Global Innovation Fund		14.89%	-8.16%
Janus Henderson Global Equity Fund		28.77%	-8.23%
American Century Focused Global Growth Fund		31.17%	-8.33%

Cyclicals: Largest Fund Flows, \$. 7/31/2023 - 1/31/2024

Fund Name	New or Closed	Fund AUM, \$	Fund Flows, \$
First Eagle Global Fund		\$13,224M	\$548.5M
FTIF SICAV - Growth (Euro) Fund		\$2,450M	\$507.3M
St. James's Place International Equity Unit Trust		\$3,943M	\$415.0M
Templeton Growth Fund Inc.		\$2,634M	\$414.6M
JPMorgan Investment Funds - Global Select Equity Fund		\$1,686M	\$322.7M
Swedbank Robur Allemansfond Komplet		\$2,100M	\$294.7M
JPMorgan Funds - Global Focus Fund		\$1,510M	\$239.3M
St. James's Place Unit Trust - Global		\$1,817M	(\$129.6M)
Handelsbanken Global Tema		\$600M	(\$149.8M)
Dodge & Cox Global Stock Fund		\$4,237M	(\$157.0M)
Baillie Gifford Investment Funds ICVC - Positive Change F..		\$827M	(\$160.5M)
Fidelity Funds SICAV - Global Dividend Fund		\$3,883M	(\$234.7M)
American Funds New Perspective Fund		\$33,176M	(\$444.9M)
American Funds Capital World Growth & Income Fund		\$30,949M	(\$1,666.8M)

Sensitives: Largest Changes in Fund Weight, %. 7/31/2023 - 1/31/2024

Fund Name	New or Closed	Fund Weight, %	Weight Change, %
Delaware Global Equity Fund II		44.75%	24.43%
Delaware Global Equity Fund		44.56%	24.26%
Artisan Global Equity Fund		40.75%	14.27%
American Century Focused Global Growth Fund		52.70%	10.58%
Janus Henderson Global Equity Fund		50.26%	8.77%
Liontrust Investment Funds I - Global Innovation Fund		67.18%	8.73%
Columbia Threadneedle (UK) ICVC - Sustainable Opp. Glb. Eq..		57.80%	7.94%
Brown Advisory Global Leaders Fund		48.63%	-5.31%
St. James's Place Unit Trust - Global		23.28%	-5.64%
Franklin Mutual Ser. Fds. - Quest Fund		27.23%	-5.65%
DWS Invest - CROCI Global Dividends		45.68%	-5.67%
Fidelity Advisor Global Capital Appreciation Fund		54.63%	-7.85%
Redwheel Funds SICAV - Global Horizon Fund		35.39%	-12.92%
Virtus NFJ Global Sustainability Fund		31.33%	-18.01%

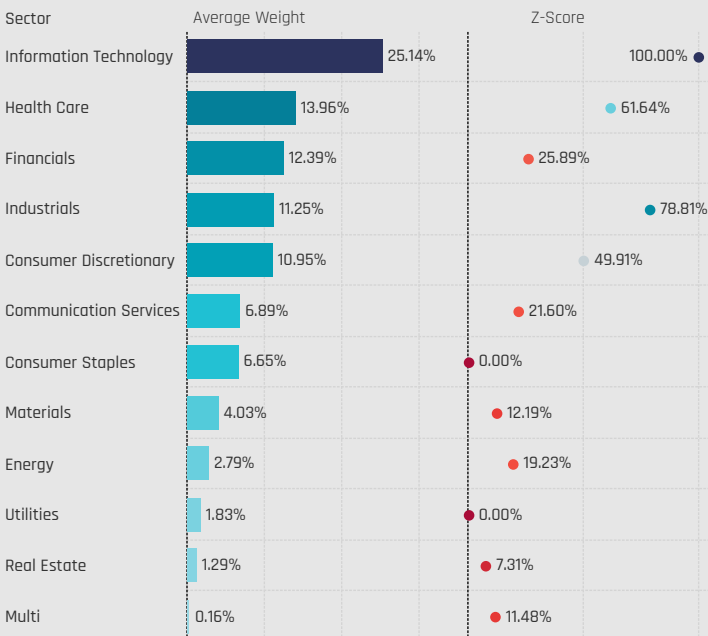
Sensitives: Largest Fund Flows, \$. 7/31/2023 - 1/31/2024

Fund Name	New or Closed	Fund AUM, \$	Fund Flows, \$
American Funds New Perspective Fund		\$60,078M	\$952.3M
First Eagle Global Fund		\$17,123M	\$702.8M
St. James's Place International Equity Unit Trust		\$5,500M	\$478.3M
American Funds Global Insight Fund		\$5,163M	\$428.8M
JPMorgan Investment Funds - Global Select Equity Fund		\$2,283M	\$402.0M
JPMorgan Funds - Global Focus Fund		\$2,137M	\$339.0M
JPMorgan Investment Funds - Global Dividend Fund		\$1,549M	\$229.7M
Robeco Capital Gr. Fds. - BP Global Premium Equities		\$2,070M	(\$213.5M)
Rothbone Global Opportunities Fund		\$1,971M	(\$251.2M)
DWS Top Dividende		\$6,429M	(\$251.1M)
St. James's Place Unit Trust - Global		\$873M	(\$262.7M)
Templeton Growth Fund Inc.		\$3,613M	(\$292.0M)
Dodge & Cox Global Stock Fund		\$3,829M	(\$617.1M)
FTIF SICAV - Growth (Euro) Fund		\$3,305M	(\$620.4M)

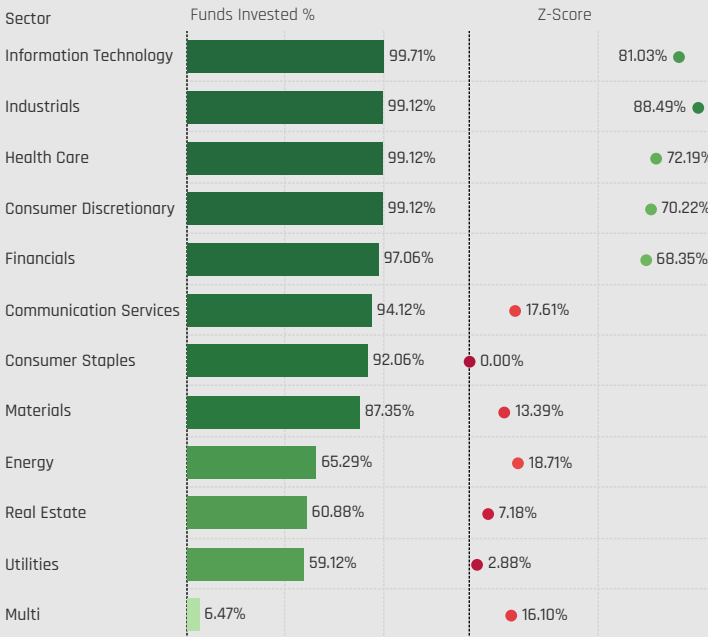
Sector Allocations

Sector Allocations

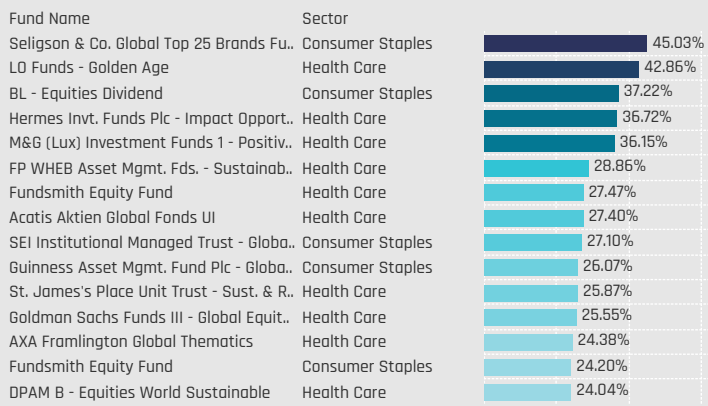
Sectors: Average Fund Weights / Z-Score (9/30/2012 - Present)



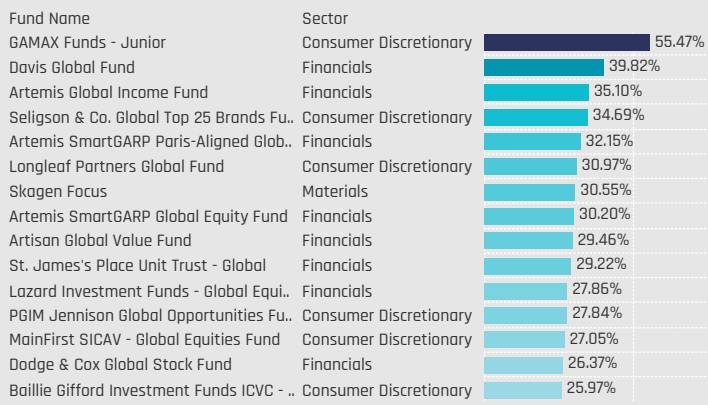
Sectors: Funds Invested %



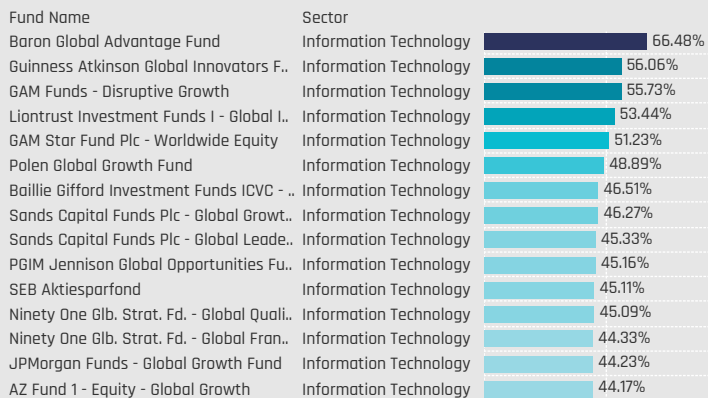
Defensive Sectors: Largest Fund Weights, %



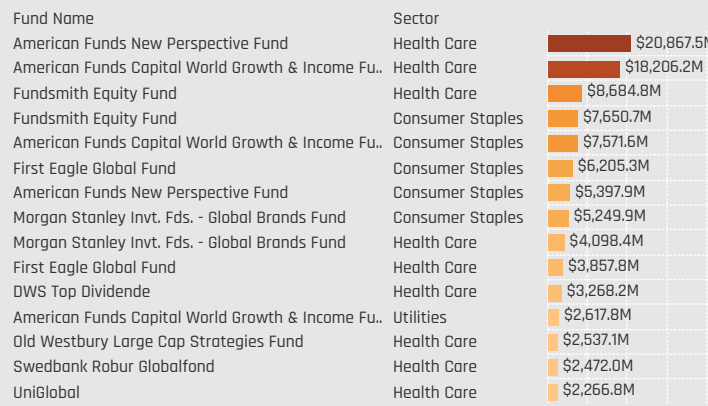
Cyclical Sectors: Largest Fund Weights, %



Sensitive Sectors: Largest Fund Weights, %



Defensive Sectors: Largest Fund AUM, \$



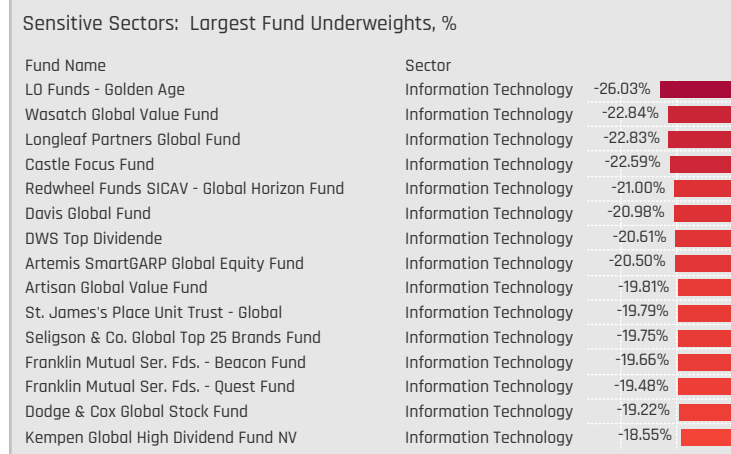
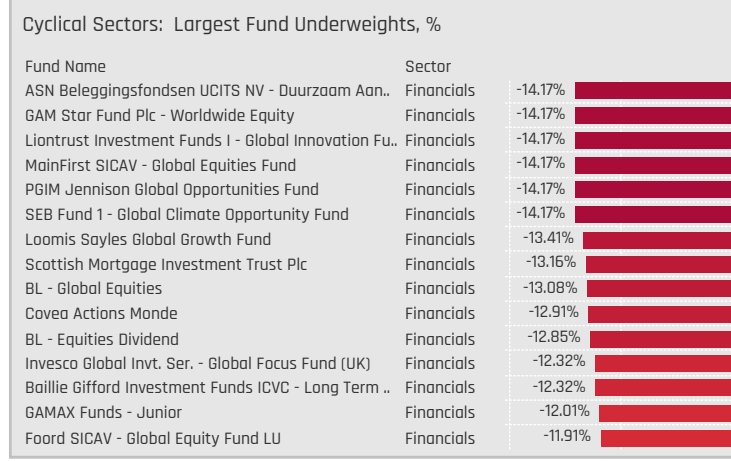
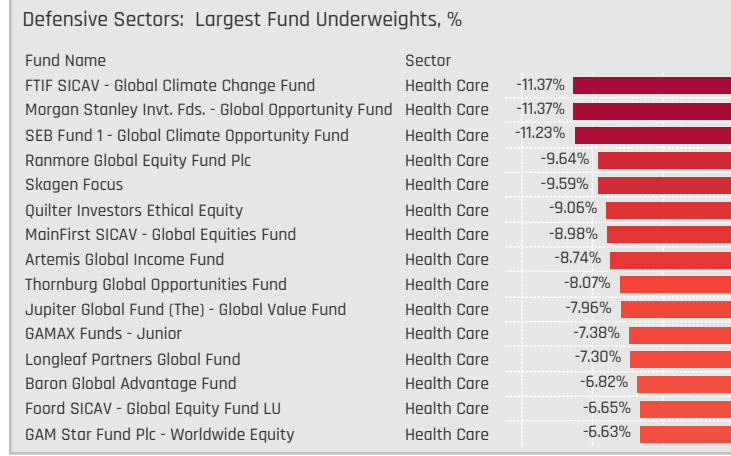
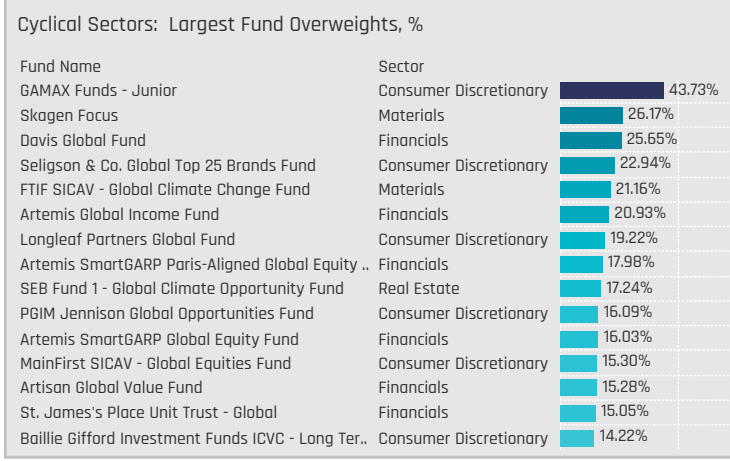
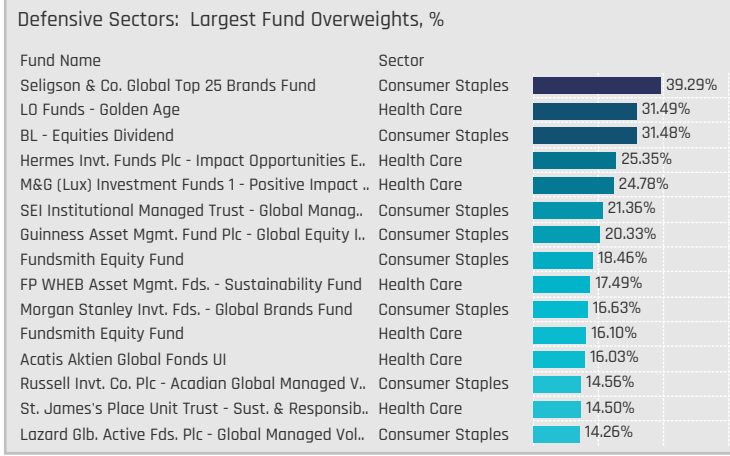
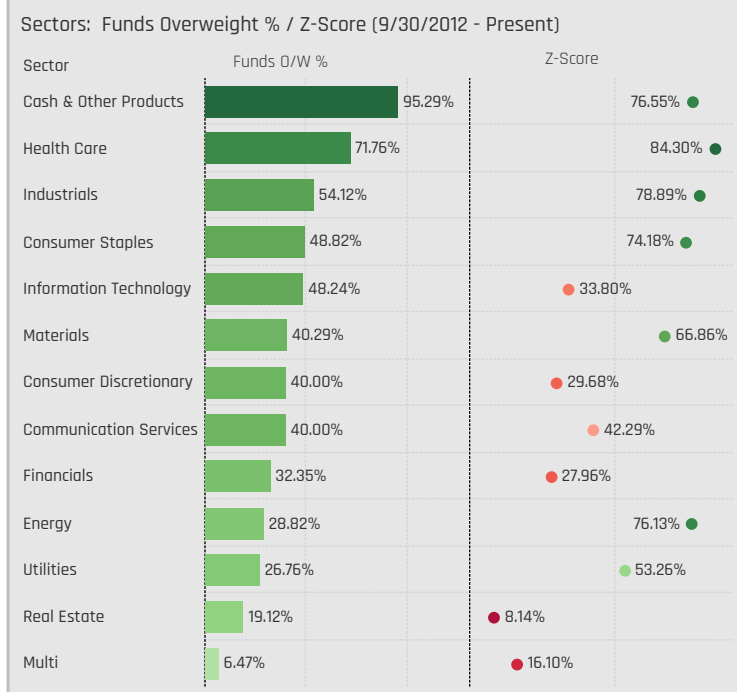
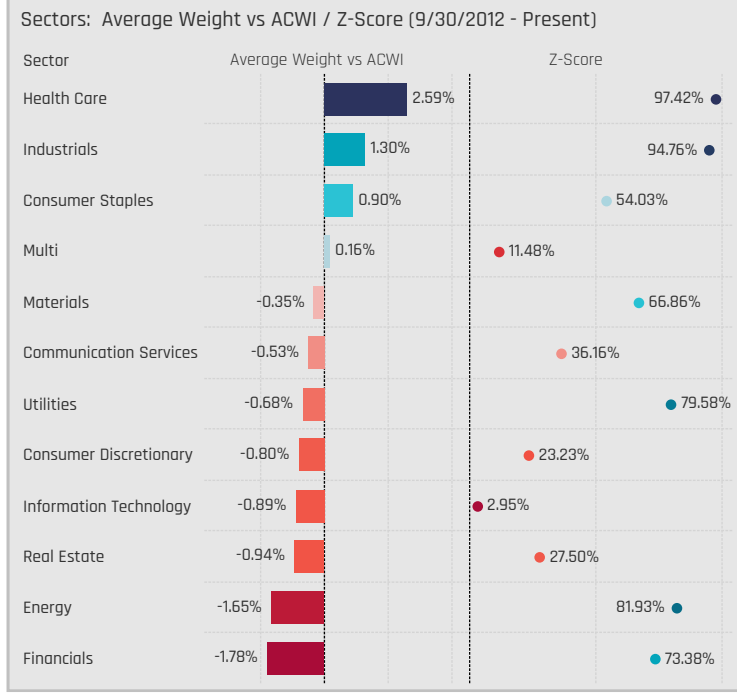
Cyclical Sectors: Largest Fund AUM, \$



Sensitive Sectors: Largest Fund AUM, \$

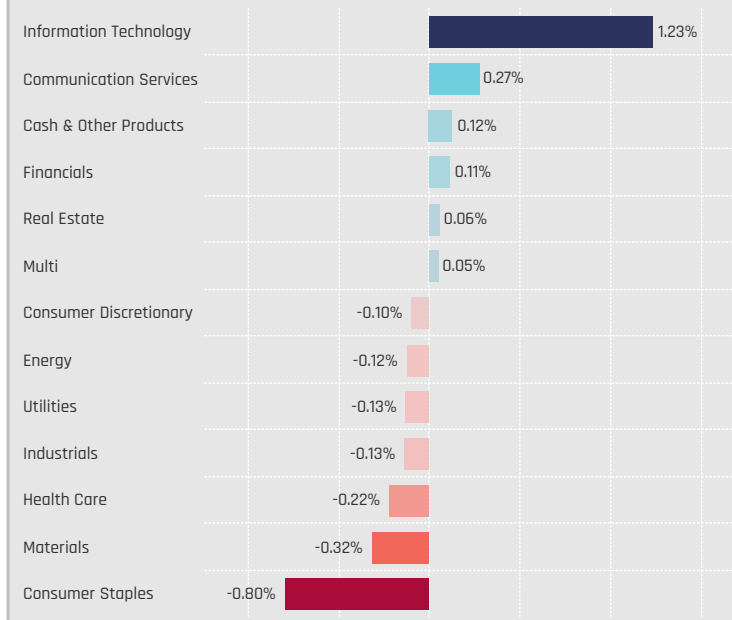


Sector Allocations Relative to Benchmark

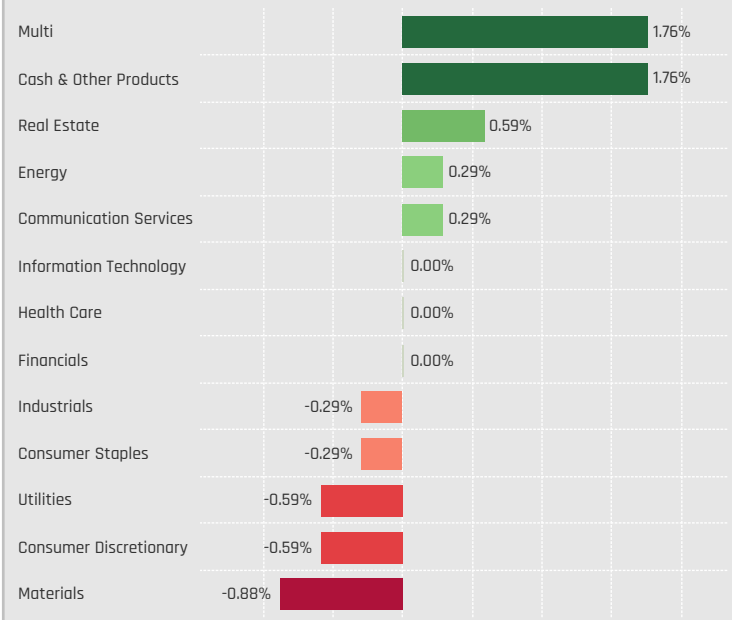


Sector Allocation Changes [Aggregate]

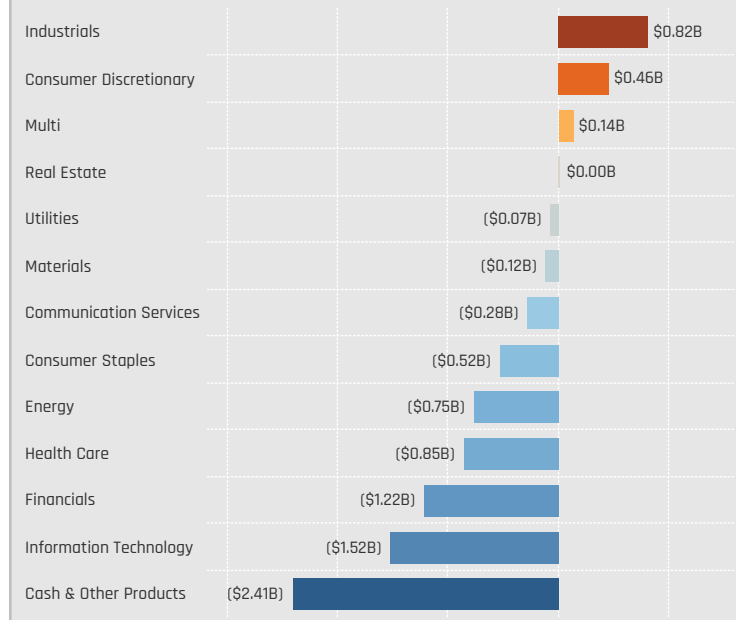
Sectors: Change in Average Weight
7/31/2023 - 1/31/2024



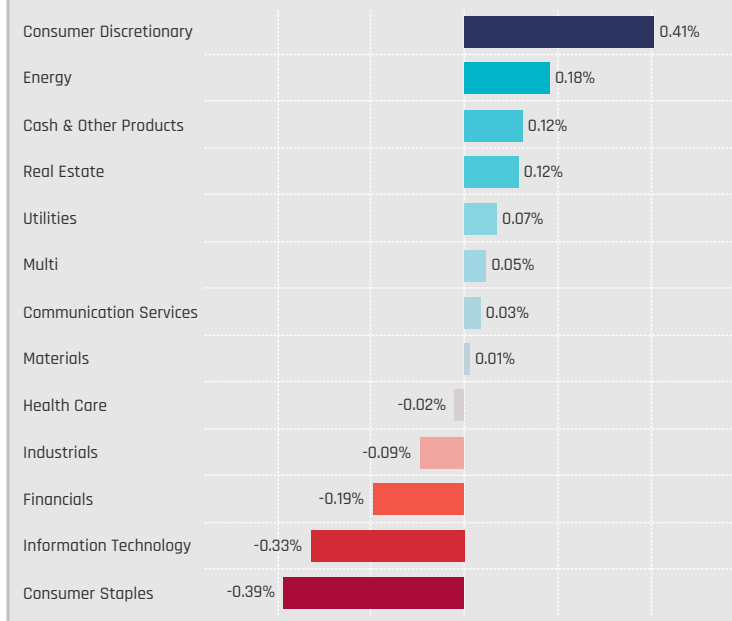
Sectors: Change in Funds Invested %
7/31/2023 - 1/31/2024



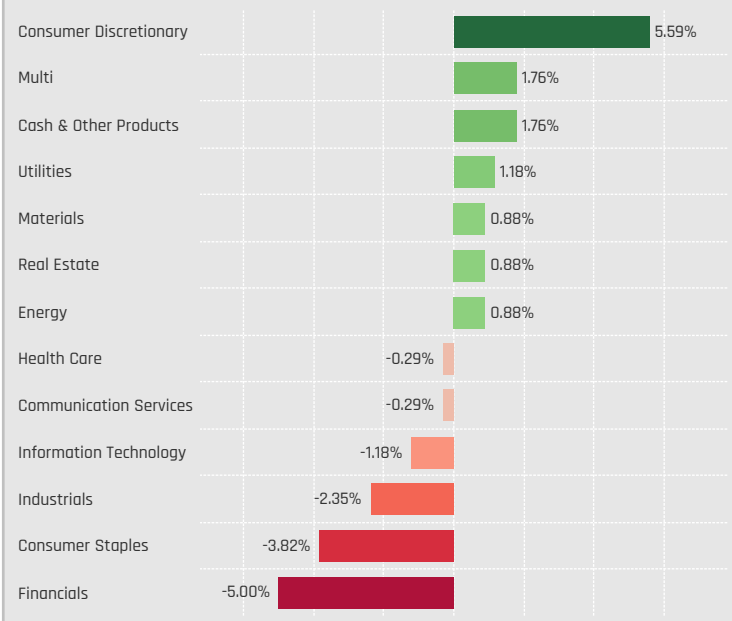
Sectors: Combined Fund Flows, \$
7/31/2023 - 1/31/2024



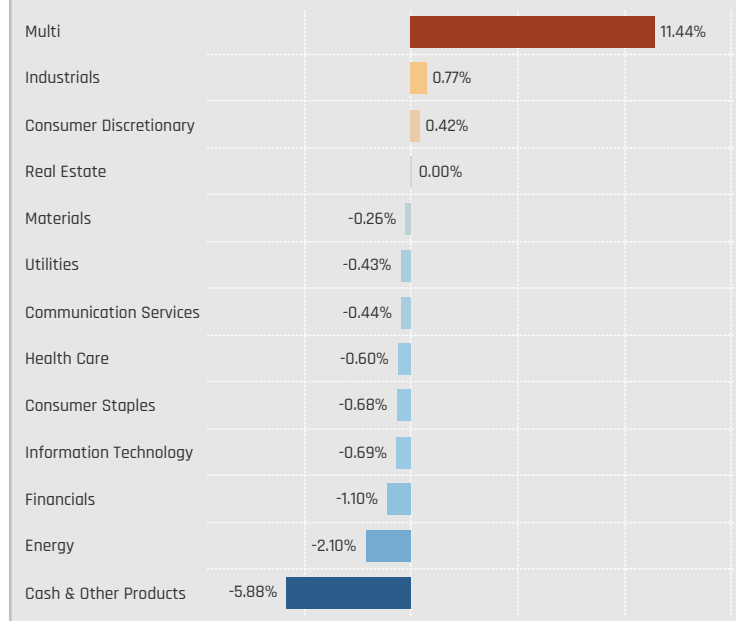
Sectors: Change in Average Weight vs ACWI
7/31/2023 - 1/31/2024



Sectors: Change in Funds Overweight %
7/31/2023 - 1/31/2024



Sectors: Combined Fund Flows as Percentage of AUM
7/31/2023 - 1/31/2024



Sector Allocation Changes [Fund Level]

Defensive Sectors: Largest Changes in Fund Weight, %, 7/31/2023 - 1/31/2024

Fund Name	New or C.	Sector	Fund Weight, %	Weight Change, %
Seligson & Co. Global Top 25 Brands Fund		Consumer Staples	45.03%	5.98%
Virtus NFJ Global Sustainability Fund		Utilities	11.45%	6.96%
DWS Invest - CROCI Global Dividends	New	Consumer Staples	6.05%	6.05%
DWS Concept DJE Globale Aktien		Health Care	10.48%	5.47%
T Rowe Price Global Stock Fund		Health Care	15.52%	5.19%
Longleaf Partners Global Fund		Consumer Staples	12.94%	5.07%
DWS SDG Global Equities		Health Care	22.74%	4.73%
Delaware Global Equity Fund		Health Care	12.19%	-7.07%
Delaware Global Equity Fund II		Health Care	12.23%	-7.13%
Artisan Global Equity Fund		Health Care	17.77%	-7.28%
Baring Global Umbrella Fund - Global Leaders F..		Consumer Staples	7.28%	-7.31%
FTIF SICAV - Growth (Euro) Fund		Health Care	7.89%	-7.54%
Delaware Global Equity Fund II		Consumer Staples	16.88%	-25.21%
Delaware Global Equity Fund		Consumer Staples	16.82%	-25.39%

Defensive Sectors: Largest Fund Flows, \$, 7/31/2023 - 1/31/2024

Fund Name	New or Cl.	Sector	Fund AUM, \$	Fund Flows, \$
St. James's Place Unit Trust - Sust. & Responsi..		Health Care	\$1,850M	\$276.1M
T Rowe Price Global Stock Fund		Health Care	\$964M	\$261.4M
American Funds Capital World Growth & Incom..		Consumer Staples	\$7,572M	\$259.6M
BlackRock Global Funds - Systematic Global Eq..		Health Care	\$742M	\$232.6M
American Funds Capital World Growth & Incom..		Utilities	\$2,618M	\$222.9M
First Eagle Global Fund		Health Care	\$3,858M	\$219.7M
DWS Top Dividende		Consumer Staples	\$1,689M	\$183.3M
Franklin Mutual Ser. Fds. - Global Discovery Fund		Health Care	\$1,658M	(\$214.8M)
Templeton Growth Fund Inc.		Health Care	\$792M	(\$283.1M)
American Funds New Perspective Fund		Utilities	\$725M	(\$291.2M)
Fidelity Funds SICAV - Global Dividend Fund		Utilities	\$730M	(\$301.7M)
American Funds New Perspective Fund		Health Care	\$20,867M	(\$324.0M)
FTIF SICAV - Growth (Euro) Fund		Health Care	\$621M	(\$448.3M)
American Funds New Perspective Fund		Consumer Staples	\$5,398M	(\$670.9M)

Cyclical Sectors: Largest Changes in Fund Weight, %, 7/31/2023 - 1/31/2024

Fund Name	New or C.	Sector	Fund Weight, %	Weight Change, %
Delaware Global Equity Fund II	New	Financials	9.81%	9.81%
Delaware Global Equity Fund	New	Financials	9.76%	9.76%
Artemis Global Select Fund		Financials	13.57%	6.50%
DWS Concept DJE Globale Aktien		Financials	14.74%	6.35%
GAMAX Funds - Junior		Consumer Discretionary	55.47%	6.04%
DWS Invest - CROCI Global Dividends		Consumer Discretionary	14.43%	6.04%
Invesco Global Invnt. Ser. - Global Equity Incom..		Consumer Discretionary	8.47%	6.01%
SVS Aubrey Capital Mgmt. Invnt. Funds - Global ..		Consumer Discretionary	10.65%	-6.65%
C Worldwide - Global Equities		Financials	9.63%	-6.80%
C Worldwide - Global Equities Ethical		Financials	8.99%	-6.92%
Fidelity Invnt. Funds - Global Focus Fund		Financials	8.81%	-6.92%
Robeco Capital Gr. Fds. - QI Global Momentum E..		Consumer Discretionary	12.67%	-6.95%
Ninety One Glb. Strat. Fd. - Global Value Equity ..		Consumer Discretionary	11.64%	-7.65%
AXA IM Equity Trust - Global Equity QI		Financials	7.18%	-8.23%

Cyclical Sectors: Largest Fund Flows, \$, 7/31/2023 - 1/31/2024

Fund Name	New or Cla..	Sector	Fund AUM, \$	Fund Flows, \$
FTIF SICAV - Growth (Euro) Fund		Financials	\$532M	\$307.5M
First Eagle Global Fund		Materials	\$2,204M	\$217.5M
First Eagle Global Fund		Real Estate	\$2,133M	\$208.8M
Templeton Growth Fund Inc.		Financials	\$568M	\$207.8M
St. James's Place International Equity Unit Trust		Consumer Discretionary	\$1,584M	\$205.9M
JPMorgan Investment Funds - Global Select Eq..		Consumer Discretionary	\$731M	\$197.4M
Franklin Mutual Ser. Fds. - Global Discovery Fund		Consumer Discretionary	\$799M	\$164.2M
American Funds New Perspective Fund		Real Estate	\$384M	(\$168.2M)
Fidelity Funds SICAV - Global Dividend Fund		Financials	\$3,082M	(\$208.0M)
American Funds Capital World Growth & Incom..		Materials	\$7,441M	(\$219.1M)
American Funds Capital World Growth & Incom..		Real Estate	\$377M	(\$221.1M)
American Funds New Perspective Fund		Consumer Discretionary	\$15,689M	(\$299.2M)
American Funds Capital World Growth & Incom..		Financials	\$10,945M	(\$598.6M)
American Funds Capital World Growth & Incom..		Consumer Discretionary	\$12,185M	(\$630.1M)

Sensitive Sectors: Largest Changes in Fund Weight, %, 7/31/2023 - 1/31/2024

Fund Name	New or C.	Sector	Fund Weight, %	Weight Change, %
Delaware Global Equity Fund II		Information Technology	24.39%	14.04%
Delaware Global Equity Fund		Information Technology	24.34%	13.99%
Artisan Global Equity Fund		Industrials	15.74%	12.05%
Liontrust Investment Funds I - Global Innovatio..		Information Technology	53.44%	11.35%
Baillie Gifford Investment Funds ICVC - Positive..		Information Technology	38.29%	9.47%
JHCM Umbrella Fund Plc - Global Select Fund		Information Technology	35.32%	8.92%
Delaware Global Equity Fund II		Communication Services	10.09%	7.94%
Causeway Global Value Fund		Industrials	15.44%	-5.75%
Fidelity Inv. Trust - Worldwide Fund		Information Technology	26.35%	-5.91%
Artemis SmartGARP Paris-Aligned Global Equity..		Industrials	8.50%	-6.77%
Redwheel Funds SICAV - Global Horizon Fund		Industrials	7.09%	-6.88%
Fidelity Advisor Global Capital Appreciation Fund		Information Technology	28.73%	-8.11%
Redwheel Funds SICAV - Global Horizon Fund		Information Technology	5.03%	-13.22%
Virtus NFJ Global Sustainability Fund		Information Technology	21.91%	-16.62%

Sensitive Sectors: Largest Fund Flows, \$, 7/31/2023 - 1/31/2024

Fund Name	New or Cla..	Sector	Fund AUM, \$	Fund Flows, \$
American Funds New Perspective Fund		Information Technology	\$30,723M	\$1,311.6M
American Funds Capital World Growth & Incom..		Energy	\$5,925M	\$563.2M
American Funds New Perspective Fund		Industrials	\$16,058M	\$419.5M
JPMorgan Investment Funds - Global Select Eq..		Information Technology	\$1,525M	\$369.1M
JPMorgan Funds - Global Focus Fund		Information Technology	\$1,448M	\$368.7M
American Funds New Perspective Fund		Communication Services	\$9,452M	\$289.4M
American Funds Capital World Growth & Incom..		Industrials	\$16,611M	\$267.9M
Swedbank Robur Globalfond		Information Technology	\$4,261M	(\$244.5M)
T Rowe Price Global Stock Fund		Communication Services	\$360M	(\$246.9M)
DWS Top Dividende		Communication Services	\$1,369M	(\$257.9M)
FTIF SICAV - Growth (Euro) Fund		Industrials	\$1,229M	(\$276.5M)
Dodge & Cox Global Stock Fund		Information Technology	\$727M	(\$433.6M)
American Funds Capital World Growth & Incom..		Information Technology	\$26,000M	(\$648.1M)
American Funds New Perspective Fund		Energy	\$3,845M	(\$1,068.2M)

Sector Sentiment Grid

We combine the latest Sector positioning, long-term positioning and short-term fund activity in the 'Sentiment Grid', below. The Y-Axis measures where today's ownership levels in each Sector sit relative to the long-term range. We calculate the Z-Score of today's average weight, funds invested % and funds O/W %, relative to all monthly observations in our fund history (going back to 9/30/2012). A figure close to 100% would indicate today's positioning is close to its maximum ever level, a figure close to zero, the lowest. The X-axis provides a measure of short-term fund activity, or 'Momentum', by looking at the changes in average weight, funds invested % and funds o/w % between 7/31/2023 and 1/31/2024, relative to each Sector. A figure above 50% means a Sector has seen relative increases in ownership, a figure below 50% indicates a relative decrease in positioning. The size of the bubble represents the average weight of each Sector.



Position Range: Average of:
Z-Score Average Weight vs history
Z-Score Funds Invested % vs history
Z-Score Funds O/W % vs history

Momentum Score: Average of:
Change in Average Weight (Percentile vs Peers)
Change in Funds Invested % (Percentile vs Peers)
Change in Funds O/W % (Percentile vs Peers)

Country / Sector Allocations



Country/Sector Allocations

Country Sectors: Average Fund Weights												
Region	Country	Defensive			Cyclical			Sensitive				
		Consumer Staples	Health Care	Utilities	Consumer Discretion.	Financials	Materials	Real Estate	Information Technol.	Communication Ser.	Energy	Industrials
Americas	United States	2.94%	8.70%	0.83%	6.08%	5.46%	1.22%	0.89%	10.00%	4.66%	1.14%	4.79%
	Canada	0.08%	0.01%	0.07%	0.29%	0.50%	0.30%	0.02%	0.40%	0.07%	0.27%	0.47%
	Brazil	0.04%	0.01%	0.03%	0.02%	0.12%	0.03%	0.00%	0.02%	0.02%	0.05%	0.03%
EMEA	United Kingdom	1.16%	0.83%	0.22%	0.44%	0.87%	0.76%	0.06%	0.48%	0.18%	0.48%	0.91%
	Switzerland	0.49%	1.21%	0.00%	0.16%	0.42%	0.18%	0.01%	0.19%	0.05%		0.23%
	France	0.61%	0.57%	0.13%	0.97%	0.46%	0.20%	0.01%	0.29%	0.18%	0.26%	1.19%
	Germany	0.10%	0.50%	0.08%	0.48%	0.45%	0.17%	0.01%	0.57%	0.21%	0.00%	0.27%
	Netherlands	0.25%	0.12%		0.15%	0.31%	0.09%		1.25%	0.22%	0.15%	0.24%
	Sweden	0.02%	0.01%	0.00%	0.09%	0.17%	0.04%	0.01%	0.10%	0.01%		0.57%
	Denmark	0.06%	1.22%	0.03%	0.02%	0.09%	0.05%	0.00%	0.01%			0.21%
	Spain	0.00%	0.01%	0.14%	0.14%	0.12%	0.02%	0.01%	0.09%	0.02%	0.03%	0.08%
	Italy	0.01%	0.03%	0.10%	0.16%	0.23%	0.04%		0.00%	0.01%	0.05%	0.07%
	Ireland	0.07%	0.02%	0.00%	0.19%	0.07%	0.22%	0.00%	0.00%			0.52%
	Russia	0.02%			0.00%	0.00%	0.00%				0.00%	0.00%
	Saudi Arabia	0.00%	0.00%	0.00%	0.00%	0.00%	0.00%	0.00%	0.00%	0.00%	0.00%	0.00%
	South Africa	0.03%	0.00%	0.00%	0.01%	0.03%	0.04%	0.00%	0.00%	0.03%	0.00%	
Asia	Japan	0.28%	0.37%	0.04%	0.66%	0.48%	0.28%	0.11%	1.16%	0.37%	0.02%	1.09%
	China & HK	0.10%	0.05%	0.07%	0.55%	0.64%	0.02%	0.05%	0.03%	0.37%	0.02%	0.17%
	Taiwan	0.00%	0.00%		0.01%	0.01%	0.00%		1.33%	0.01%	0.00%	0.02%
	Australia	0.02%	0.16%	0.00%	0.03%	0.10%	0.17%	0.02%	0.03%	0.04%	0.03%	0.12%
	South Korea	0.03%	0.00%	0.00%	0.08%	0.13%	0.03%		0.70%	0.03%	0.00%	0.01%
	India	0.02%	0.03%	0.03%	0.05%	0.58%	0.01%	0.04%	0.10%	0.02%	0.05%	0.02%
	Singapore	0.01%	0.00%	0.00%	0.03%	0.27%	0.00%	0.02%	0.01%	0.02%		0.01%

Country Sectors: Funds Invested %												
Region	Country	Defensive			Cyclical			Sensitive				
		Consumer Staples	Health Care	Utilities	Consumer Discretion.	Financials	Materials	Real Estate	Information Technol.	Communication Ser.	Energy	Industrials
Americas	United States	76.76%	97.35%	45.88%	94.71%	88.82%	59.71%	51.18%	88.53%	85.29%	48.82%	82.06%
	Canada	14.12%	1.47%	12.06%	27.06%	33.82%	25.59%	4.71%	24.41%	12.65%	22.65%	34.71%
	Brazil	5.59%	3.24%	5.29%	4.12%	14.41%	6.18%	0.88%	2.94%	3.53%	4.41%	5.88%
EMEA	United Kingdom	59.41%	51.76%	21.76%	35.88%	51.76%	50.88%	8.53%	33.53%	21.76%	32.94%	52.35%
	Switzerland	37.35%	64.12%	2.35%	18.82%	34.41%	18.24%	5.00%	21.18%	10.00%		23.82%
	France	39.41%	43.24%	13.53%	58.24%	37.65%	20.88%	6.18%	27.65%	19.71%	23.82%	59.12%
	Germany	10.88%	40.59%	13.24%	42.35%	34.12%	19.71%	4.41%	38.53%	21.76%	0.88%	28.24%
	Netherlands	24.41%	12.94%		17.94%	26.18%	14.12%		55.00%	22.35%	13.24%	21.76%
	Sweden	3.24%	2.65%	0.29%	14.12%	15.59%	8.82%	2.06%	11.18%	4.71%		36.76%
	Denmark	9.71%	51.47%	4.71%	4.12%	9.41%	5.00%	0.29%	1.47%			22.35%
	Spain	0.59%	2.94%	17.35%	17.65%	17.06%	3.24%	0.59%	10.29%	4.41%	8.82%	14.41%
	Italy	3.53%	6.76%	16.47%	15.88%	24.41%	6.18%		0.59%	2.65%	10.59%	10.29%
	Ireland	7.06%	5.00%	0.88%	19.12%	9.12%	17.65%	0.29%	0.29%			32.65%
	Russia	2.65%			0.59%	0.59%	1.18%				0.59%	0.29%
	Saudi Arabia	0.29%	0.29%	0.29%	0.29%	0.88%	0.59%	0.59%	0.29%	0.88%	0.00%	0.29%
	South Africa	2.94%	0.29%	0.29%	2.06%	5.59%	9.12%	0.88%	0.29%	4.12%	0.00%	
Asia	Japan	32.06%	37.65%	9.12%	45.59%	36.76%	30.59%	20.29%	59.71%	30.00%	6.47%	62.35%
	China & HK	17.06%	13.24%	10.88%	42.35%	53.53%	6.47%	17.35%	10.59%	35.59%	5.29%	25.29%
	Taiwan	1.18%	1.18%		3.53%	2.94%	1.18%		56.76%	2.06%	0.00%	6.47%
	Australia	7.35%	17.35%	0.00%	8.82%	15.88%	20.59%	8.24%	4.71%	8.82%	9.12%	16.76%
	South Korea	4.71%	2.06%	0.00%	10.00%	13.82%	5.88%		43.53%	6.76%	0.00%	6.18%
	India	3.24%	4.12%	3.24%	4.12%	33.82%	2.94%	1.18%	9.71%	2.65%	4.41%	3.82%
	Singapore	5.00%	0.59%	2.35%	7.35%	27.94%	0.29%	7.06%	2.65%	7.35%		7.94%

Defensive Country/Sectors: Largest Fund Weights, %		
Fund Name	Country Sector	Weight
Seligson & Co. Global Top 25 Brands Fu..	United States Consumer St..	31.48%
LO Funds - Golden Age	United States Health Care	30.67%
Goldman Sachs Funds III - Global Equit..	United States Health Care	25.55%
M&G (Lux) Investment Funds 1 - Positiv..	United States Health Care	22.20%
Swedbank Robur Globalfond	United States Health Care	19.92%
Fundsmith Equity Fund	United States Consumer St..	18.30%
DPAM B - Equities World Sustainable	United States Health Care	17.83%
Baillie Gifford Investment Funds ICVC - ..	United States Health Care	17.41%
Nordea Invest Globale UdbytteAktier	United States Health Care	17.25%
AXA Framlington Global Thematics	United States Health Care	16.88%
Deka - Globale Aktien LowRisk	United States Health Care	16.76%
Morgan Stanley Inv. Fds. - Global Quali..	United States Health Care	16.75%
Aviva Investors SICAV - Global Equity E..	United States Health Care	16.74%
Fidelity Funds SICAV - Global Demogra..	United States Health Care	16.52%
Morgan Stanley Inv. Fds. - Global Bran..	United States Health Care	16.18%

Cyclical Country/Sectors: Largest Fund Weights, %		
Fund Name	Country Sector	Weight
GAMAX Funds - Junior	United States Consumer Dis..	37.65%
Skagen Global	United States Financials	24.79%
Artisan Global Value Fund	United States Financials	22.21%
St. James's Place Unit Trust - Global	United States Financials	21.70%
Castle Focus Fund	United States Financials	21.55%
Longleaf Partners Global Fund	United States Consumer Dis..	18.31%
Fidelity Funds SICAV - Global Focus Fu..	United States Financials	17.59%
Fidelity Series Intrinsic Opportunities F..	United States Financials	16.70%
Maj Invest Value Aktier	United States Consumer Dis..	16.43%
Davis Global Fund	United States Financials	15.43%
Templeton Growth Fund Inc.	United States Consumer Dis..	15.09%
Sparinvest Value Aktier	United States Financials	14.93%
Polaris Global Value Fund	United States Financials	14.65%
FTIF SICAV - Growth (Euro) Fund	United States Consumer Dis..	14.63%
Aviva Investors SICAV - Global Equity E..	United States Financials	14.54%

Sensitive Country/Sectors: Largest Fund Weights, %		
Fund Name	Country Sector	Weight
Guinness Atkinson Global Innovators F..	United States Information T..	50.49%
GAM Funds - Disruptive Growth	United States Information T..	49.58%
GAM Star Fund Plc - Worldwide Equity	United States Information T..	46.46%
Polen Global Growth Fund	United States Information T..	41.79%
AZ Fund 1 - Equity - Global Growth	United States Information T..	40.75%
PGIM Jennison Global Opportunities Fu..	United States Information T..	39.29%
Liontrust Investment Funds I - Global I..	United States Information T..	37.20%
Ninety One Glb. Strat. Fd. - Global Quali..	United States Information T..	35.02%
Baron Global Advantage Fund	United States Information T..	34.51%
FTIF SICAV - Franklin Global Growth Fu..	United States Information T..	34.48%
Ninety One Glb. Strat. Fd. - Global Fran..	United States Information T..	34.19%
Erste Responsible Stock Global	United States Information T..	33.70%
Allianz Interglobal	United States Information T..	33.56%
Threadneedle (Lux) - Global Focus Fund	United States Information T..	32.82%
Ninety One Glb. Strat. Fd. - Global Quali..	United States Information T..	32.69%

Country/Sector Allocations Relative to Benchmark

Country Sectors: Average Fund Weights vs ACWI

Region	Country	Defensive			Cyclical			Sensitive				
		Consumer Staples	Health Care	Utilities	Consumer Discretionary	Financials	Materials	Real Estate	Information Technology	Communication Services	Energy	Industrials
Americas	United States	0.16%	0.00%	-0.57%	-1.35%	-0.82%	0.03%	-0.62%	-2.58%	-0.91%	-1.10%	-0.23%
	Canada	0.01%	0.01%	-0.02%	0.03%	-0.48%	0.03%	0.01%	0.14%	0.02%	-0.21%	0.04%
	Brazil	-0.01%	0.00%	-0.02%	-0.01%	-0.03%	-0.06%	0.00%	0.01%	0.01%	-0.09%	0.00%
EMEA	United Kingdom	0.57%	0.32%	0.07%	0.22%	0.22%	0.22%	0.03%	0.25%	0.05%	0.03%	0.43%
	Switzerland	0.00%	0.36%	0.00%	0.02%	0.01%	-0.01%	0.01%	0.06%	0.03%		-0.03%
	France	0.32%	0.30%	0.04%	0.41%	0.16%	0.05%	-0.02%	0.12%	0.10%	0.05%	0.55%
	Germany	0.05%	0.13%	0.00%	0.16%	0.06%	0.05%	-0.04%	0.22%	0.09%	0.00%	0.10%
	Netherlands	0.14%	0.05%		0.00%	0.14%	0.03%		0.56%	0.14%	0.03%	0.16%
	Sweden	0.00%	-0.01%	0.00%	0.02%	-0.03%	0.00%	-0.01%	0.03%	-0.01%		0.23%
	Denmark	0.04%	0.63%	0.02%	-0.01%	0.04%	0.02%	0.00%	0.01%			0.08%
	Spain	0.00%	0.01%	0.00%	0.07%	-0.10%	0.02%	0.01%	0.04%	-0.03%	-0.01%	-0.02%
	Italy	0.00%	0.01%	-0.01%	0.09%	-0.01%	0.03%		0.00%	0.00%	-0.03%	0.05%
	Ireland	0.05%	0.01%	-0.01%	0.11%	0.06%	0.12%	0.00%	0.00%			0.35%
	Russia	-0.02%			0.00%	0.00%	0.00%				0.00%	0.00%
	South Africa	0.02%	0.00%	0.00%	-0.02%	-0.09%	-0.05%	0.00%	0.00%	-0.04%	0.00%	
	Saudi Arabia	-0.01%	-0.01%	-0.02%	0.00%	-0.20%	-0.08%	0.00%	-0.01%	-0.05%	-0.03%	0.00%
Asia	Japan	-0.01%	-0.09%	-0.01%	-0.36%	-0.27%	-0.11%	-0.05%	0.20%	0.04%	-0.02%	-0.15%
	China & HK	-0.05%	-0.07%	-0.05%	-0.15%	0.04%	-0.02%	-0.13%	-0.12%	-0.13%	-0.10%	-0.03%
	Taiwan	-0.04%	0.00%		-0.01%	-0.19%	-0.11%		0.15%	-0.03%	0.00%	-0.05%
	Australia	-0.13%	-0.01%	-0.01%	-0.02%	-0.55%	-0.19%	-0.07%	0.01%	0.00%	-0.06%	0.03%
	South Korea	0.01%	-0.06%	0.00%	-0.05%	0.03%	-0.09%		0.06%	0.03%	-0.01%	-0.11%
	India	-0.25%	-0.04%	-0.06%	-0.14%	0.16%	-0.18%	0.04%	-0.16%	-0.05%	-0.14%	-0.14%
	Singapore	0.00%	0.00%	0.00%	0.01%	0.10%	0.00%	-0.03%	0.01%	0.00%		-0.04%

Country Sectors: Percentage of Funds Overweight the ACWI

Region	Country	Defensive			Cyclical			Sensitive					
		Consumer Staples	Health Care	Utilities	Consumer Discretionary	Financials	Materials	Real Estate	Information Technology	Communication Services	Energy	Industrials	
Americas	United States	41.18%	62.65%	20.00%	34.12%	35.88%	40.29%	24.12%	40.29%	33.82%	20.29%	40.88%	
	Canada	11.76%	1.47%	9.71%	21.47%	14.71%	17.06%	4.71%	18.53%	12.06%	14.71%	26.76%	
	Brazil	4.41%	2.35%	4.71%	4.12%	11.76%	4.41%	0.88%	2.35%	3.53%	3.53%	5.59%	
EMEA	United Kingdom	50.88%	43.82%	18.24%	30.29%	39.41%	39.71%	7.35%	28.24%	18.53%	27.35%	41.18%	
	Switzerland	28.24%	52.05%	2.35%	14.71%	24.12%	13.53%	5.00%	16.47%	9.41%		18.82%	
	France	33.82%	37.05%	12.35%	46.76%	30.88%	17.06%	5.00%	24.12%	17.65%	21.47%	48.53%	
	Germany	10.00%	33.24%	12.06%	33.53%	25.29%	15.29%	2.65%	30.88%	20.00%	0.88%	23.53%	
	Netherlands	23.82%	10.59%		14.71%	21.18%	12.94%		45.00%	20.29%	10.59%	19.71%	
	Sweden	3.24%	2.06%	0.29%	10.88%	10.88%	7.35%	1.18%	8.53%	3.53%		27.65%	
	Denmark	9.41%	43.24%	4.71%	4.12%	8.82%	4.71%	0.29%	1.47%			17.94%	
	Spain	0.59%	2.94%	15.88%	16.76%	12.06%	3.24%	0.59%	10.00%	2.35%	7.94%	11.47%	
	Italy	3.24%	6.18%	14.71%	14.12%	20.29%	6.18%		0.59%	2.65%	7.94%	8.82%	
	Ireland	7.06%	4.71%	0.88%	17.94%	9.12%	16.18%	0.29%	0.29%			30.00%	
	Russia	2.06%			0.59%	0.59%	1.18%					0.59%	0.29%
	Saudi Arabia	0.29%	0.00%	0.29%	0.29%	0.59%	0.00%	0.59%	0.29%	0.88%	0.00%	0.29%	
	South Africa	2.94%	0.29%	0.29%	1.76%	2.65%	5.88%	0.88%	0.29%	3.53%	0.00%		
Asia	Japan	22.06%	26.18%	7.65%	23.53%	24.12%	22.94%	15.00%	44.12%	23.53%	5.00%	38.82%	
	China & HK	10.59%	8.24%	7.35%	25.59%	34.12%	5.59%	8.82%	5.59%	22.35%	3.82%	18.24%	
	Australia	3.82%	11.76%	0.00%	7.06%	4.41%	13.82%	5.59%	4.41%	7.94%	6.18%	14.71%	
	Taiwan	0.29%	1.18%		3.24%	1.18%	0.00%		45.59%	1.47%	0.00%	5.00%	
	South Korea	3.82%	1.47%	0.00%	8.24%	10.29%	3.82%		34.12%	6.76%	0.00%	2.35%	
	India	1.47%	3.82%	2.06%	2.35%	28.24%	1.18%	0.88%	6.76%	1.76%	3.53%	1.76%	
	Singapore	4.71%	0.59%	2.35%	7.06%	22.94%	0.29%	4.41%	2.65%	6.18%		4.12%	

Defensive Country/Sectors: Largest Over/Underweights, %

Fund Name	Country Sector	Weight
Seligson & Co. Global Top 25 Br.	United States Consumer Staples	28.70%
LO Funds - Golden Age	United States Health Care	23.02%
Goldman Sachs Funds III - Globa..	United States Health Care	17.90%
Fundsmith Equity Fund	United States Consumer Staples	15.52%
M&G (Lux) Investment Funds 1 - ..	United States Health Care	14.55%
SEI Institutional Managed Trust ..	United States Consumer Staples	12.81%
Swedbank Robur Globalfond	United States Health Care	12.27%
BL - Equities Dividend	United States Consumer Staples	12.17%
Touchstone Strategic Trust - No..	United States Health Care	-7.65%
Skagen Focus	United States Health Care	-7.65%
SEB Fund 1 - Global Climate Opp..	United States Health Care	-7.65%
Ranmore Global Equity Fund Plc	United States Health Care	-7.65%
Morgan Stanley Invt. Fds. - Glob..	United States Health Care	-7.65%
MainFirst SICAV - Global Equitie..	United States Health Care	-7.65%
Jupiter Global Fund (The) - Glob..	United States Health Care	-7.65%
FTIF SICAV - Global Climate Cha..	United States Health Care	-7.65%

Cyclical Country/Sectors: Largest Over/Underweights, %

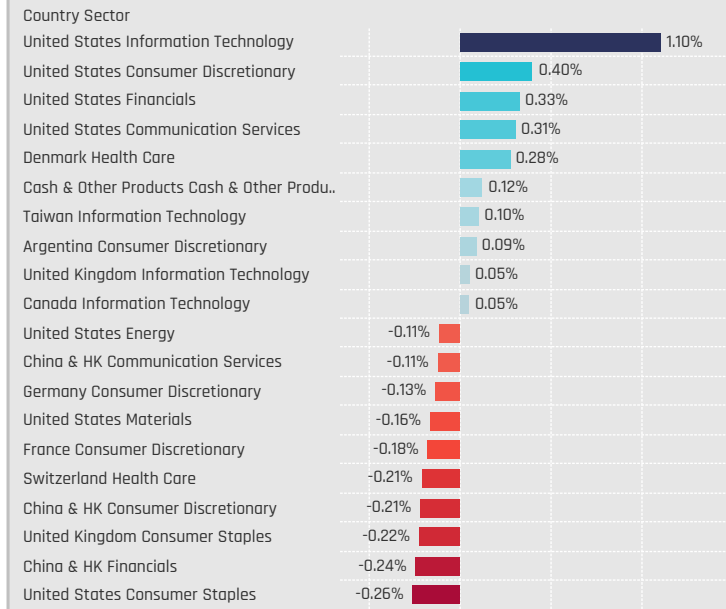
Fund Name	Country Sector	Weight
GAMAX Funds - Junior	United States Consumer Discretionary	18.51%
Skagen Global	United States Financials	15.93%
Artisan Global Value Fund	United States Financials	15.42%
St. James's Place Unit Trust - Glo..	United States Financials	15.27%
Castle Focus Fund	United States Financials	13.20%
BNP Paribas Funds - Sustainable ..	Canada Financials	13.16%
Skagen Focus	Canada Materials	11.50%
Foord SICAV - Global Equity Fund ..	China & HK Consumer Discretionary	-7.42%
Danske Invest Global Sustainable..	United States Consumer Discretionary	-7.42%
Columbia Threadneedle (UK) ICVC..	United States Consumer Discretionary	-7.42%
Columbia International Dividend I..	United States Consumer Discretionary	-7.42%
Causeway Global Value Fund	United States Consumer Discretionary	-7.42%
Castle Focus Fund	United States Consumer Discretionary	-7.42%
BlackRock Global Dividend Portfoli..	United States Consumer Discretionary	-7.42%
Artemis Global Income Fund	United States Consumer Discretionary	-7.42%
Ariel Global Fund	United States Consumer Discretionary	-7.42%

Sensitive Country/Sectors: Largest Over/Underweights, %

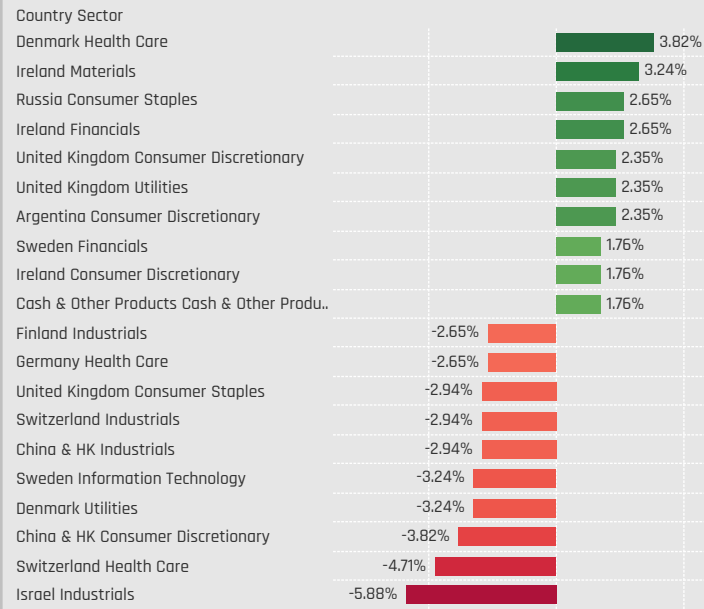
Fund Name	Country Sector	Weight
Guinness Atkinson Global Innovato..	United States Information Technology	29.83%
GAM Funds - Disruptive Growth	United States Information Technology	28.91%
GAM Star Fund Plc - Worldwide Eq..	United States Information Technology	25.79%
Polen Global Growth Fund	United States Information Technology	21.13%
AZ Fund 1 - Equity - Global Growth	United States Information Technology	20.09%
PGIM Jennison Global Opportuniti..	United States Information Technology	18.62%
Liontrust Investment Funds I - Glo..	United States Information Technology	16.53%
Impax Global Environmental Mark..	United States Industrials	15.93%
Ranmore Global Equity Fund Plc	United States Information Technology	-17.55%
Redwheel Funds SICAV - Global Ho..	United States Information Technology	-17.83%
Franklin Mutual Ser. Fds. - Globa..	United States Information Technology	-18.03%
DWS Top Dividende	United States Information Technology	-18.24%
St. James's Place Unit Trust - Glob..	United States Information Technology	-18.91%
Artisan Global Value Fund	United States Information Technology	-18.92%
Value Square Fund - Equity World	United States Information Technology	-19.17%
Davis Global Fund	United States Information Technology	-20.29%

Country/Sector Allocation Changes [Aggregate]

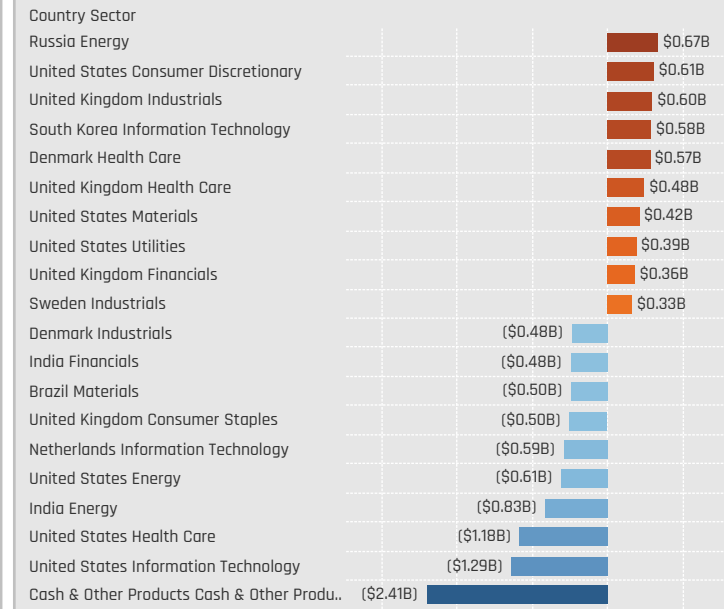
Country/Sectors: Change in Average Weight
7/31/2023 - 1/31/2024



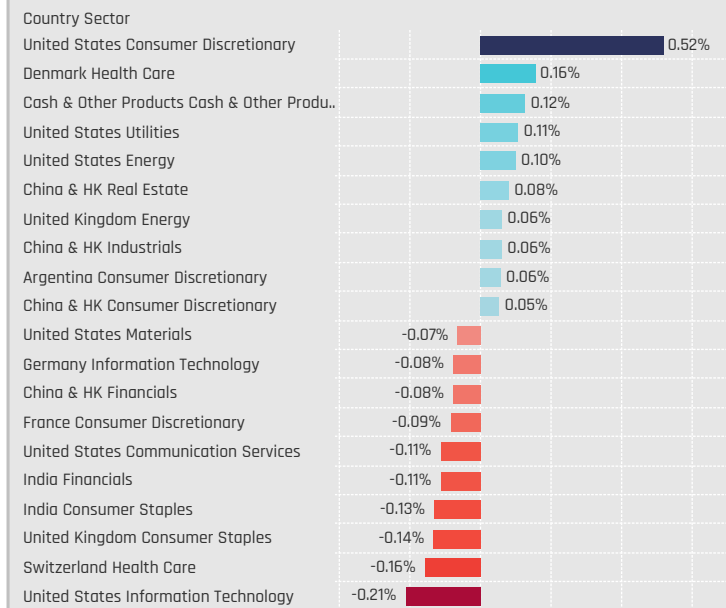
Country/Sectors: Change in Funds Invested %
7/31/2023 - 1/31/2024



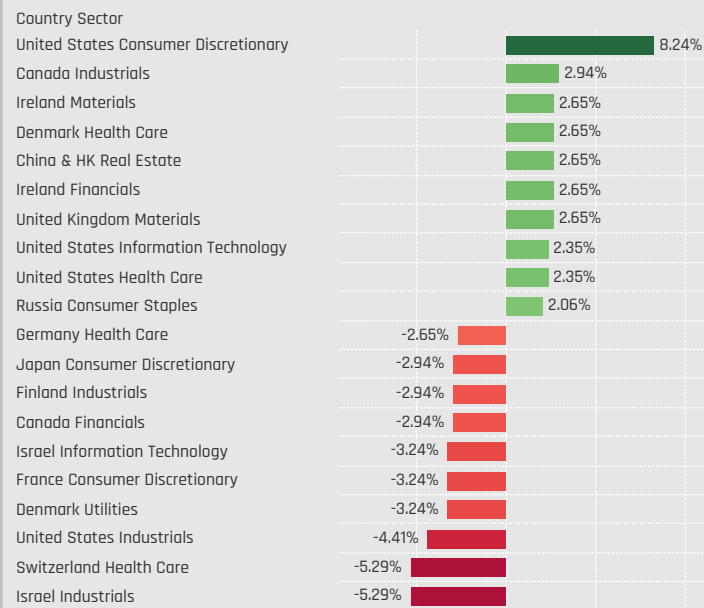
Country/Sectors: Combined Fund Flows, \$
7/31/2023 - 1/31/2024



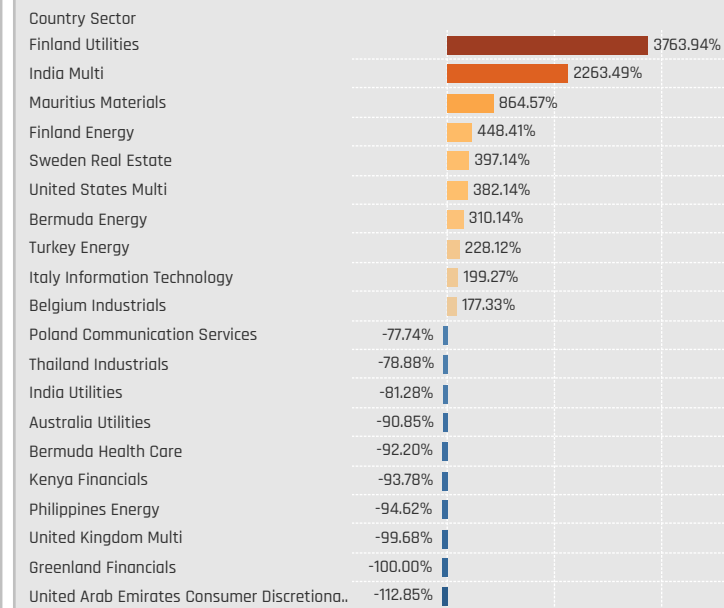
Country/Sectors: Change in Average Weight vs ACWI
7/31/2023 - 1/31/2024



Country/Sectors: Change in Funds Overweight %
7/31/2023 - 1/31/2024



Country/Sectors: Combined Fund Flows as Percentage of AUM
7/31/2023 - 1/31/2024



Country/Sector Allocation Changes [Fund Level]

Defensive Country/Sectors: Largest Changes in Fund Weight, %. 7/31/2023 - 1/31/2024

Fund Name	New or C.	Country Sector	Fund Weight, %	Weight Change, %
Seligson & Co. Global Top 25 Brands Fund		United States Consumer Staples	31.48%	9.16%
Virtus NFJ Global Sustainability Fund	New	United States Utilities	7.71%	7.71%
DWS Invest - CROCI Global Dividends	New	United States Consumer Staples	6.05%	6.05%
T Rowe Price Global Stock Fund		United States Health Care	11.66%	4.77%
Longleaf Partners Global Fund	New	Russia Consumer Staples	4.71%	4.71%
Janus Henderson Global Equity Fund	New	United States Utilities	4.19%	4.19%
Aberdeen Standard SICAV I - Global Sustainabl..		United States Health Care	11.78%	4.18%
AIM Fds. Grp. (IFG) - Invesco Global Core Equity ..	Close	United Kingdom Consumer Staples	0.00%	-5.84%
Delaware Global Equity Fund II		United Kingdom Consumer Staples	2.58%	-5.94%
Delaware Global Equity Fund		United Kingdom Consumer Staples	2.58%	-6.04%
JOHCM Umbrella Fund Plc - Global Select Fund		United States Health Care	13.17%	-6.12%
Franklin Mutual Ser. Fds. - Quest Fund		United States Health Care	7.16%	-6.17%
Delaware Global Equity Fund II		United States Consumer Staples	4.89%	-6.38%
Delaware Global Equity Fund		United States Consumer Staples	4.87%	-6.40%

Defensive Country/Sectors: Largest Fund Flows, \$. 7/31/2023 - 1/31/2024

Fund Name	New or Cl.	Country Sector	Fund AUM, \$	Fund Flows, \$
American Funds Capital World Growth & Incom..		United States Utilities	\$1,570M	\$321.8M
American Funds Capital World Growth & Incom..		Denmark Health Care	\$1,629M	\$298.6M
DWS Top Dividende		United States Consumer Staples	\$872M	\$224.9M
American Funds New Perspective Fund		Germany Health Care	\$619M	\$220.6M
First Eagle Global Fund		United States Health Care	\$3,167M	\$219.7M
T Rowe Price Global Stock Fund		United States Health Care	\$681M	\$218.0M
American Funds Capital World Growth & Incom..		United States Consumer Staples	\$3,317M	\$211.6M
American Funds Capital World Growth & Incom..		Germany Health Care	\$957M	(\$198.7M)
American Funds New Perspective Fund		Switzerland Consumer Staples	\$1,266M	(\$200.5M)
Franklin Mutual Ser. Fds. - Global Discovery Fund		United States Health Care	\$731M	(\$224.5M)
American Funds Capital World Growth & Incom..		Japan Health Care	\$1,149M	(\$270.7M)
FTIF SICAV - Growth (Euro) Fund		United States Health Care	\$504M	(\$380.5M)
American Funds New Perspective Fund		United States Consumer Staples	\$1,950M	(\$624.7M)
American Funds New Perspective Fund		United States Health Care	\$11,653M	(\$915.6M)

Cyclical Country/Sectors: Largest Changes in Fund Weight, %. 7/31/2023 - 1/31/2024

Fund Name	New or C.	Country Sector	Fund Weight, %	Weight Change, %
Delaware Global Equity Fund II	New	United States Consumer Discretion..	10.76%	
Delaware Global Equity Fund	New	United States Consumer Discretion..	10.73%	
AIM Fds. Grp. (IFG) - Invesco Global Core Equity ..		United States Financials	13.88%	10.00%
Redwheel Funds SICAV - Global Horizon Fund	New	Netherlands Financials	8.04%	8.04%
AIM Fds. Grp. (IFG) - Invesco Global Core Equity ..		United States Consumer Discretion..	6.97%	6.52%
Uni 21. Jahrhundert -net-		United States Consumer Discretion..	13.94%	6.00%
Redwheel Funds SICAV - Global Horizon Fund	New	United Kingdom Financials	5.89%	5.89%
AXA IM Equity Trust - Global Equity QI		United States Financials	2.86%	-5.94%
SEB Fund 1 - Global Climate Opportunity Fund		United States Materials	5.01%	-6.11%
Artisan Global Equity Fund		United States Financials	1.05%	-6.36%
C Worldwide - Global Equities	Close	India Financials	0.00%	-6.39%
C Worldwide - Global Equities Ethical	Close	India Financials	0.00%	-6.46%
Ninety One Glob. Strat. Fd. - Global Value Equity ..		Germany Consumer Discretionary	3.13%	-6.53%
Aviva Investors SICAV - Global Equity Enduranc..		United States Consumer Discretion..	2.06%	-6.72%

Cyclical Country/Sectors: Largest Fund Flows, \$. 7/31/2023 - 1/31/2024

Fund Name	New or Cl.	Country Sector	Fund AUM, \$	Fund Flows, \$
American Funds Capital World Growth & Incom..		United States Materials	\$1,249M	\$428.9M
American Funds Capital World Growth & Incom..	New	Indonesia Financials	\$281M	\$277.6M
American Funds Capital World Growth & Incom..		United Kingdom Financials	\$349M	\$267.3M
FTIF SICAV - Growth (Euro) Fund		United States Financials	\$310M	\$245.4M
St. James's Place International Equity Unit Trust		United States Consumer Discretion..	\$907M	\$230.1M
American Funds New Perspective Fund		Switzerland Materials	\$779M	\$219.8M
First Eagle Global Fund		Australia Materials	\$324M	\$208.4M
American Funds Capital World Growth & Incom..		India Financials	\$1,491M	(\$275.6M)
American Funds Capital World Growth & Incom..		Canada Financials	\$731M	(\$277.4M)
American Funds Capital World Growth & Incom..		France Consumer Discretionary	\$1,500M	(\$281.4M)
American Funds Capital World Growth & Incom..		China & HK Financials	\$930M	(\$345.6M)
American Funds Capital World Growth & Incom..		Brazil Materials	\$1,258M	(\$483.1M)
American Funds New Perspective Fund		United States Consumer Discretion..	\$7,815M	(\$523.9M)
American Funds Capital World Growth & Incom..		United States Consumer Discretion..	\$5,488M	(\$675.7M)

Sensitive Country/Sectors: Largest Changes in Fund Weight, %. 7/31/2023 - 1/31/2024

Fund Name	New or C.	Country Sector	Fund Weight, %	Weight Change, %
Delaware Global Equity Fund II		United States Information Technolog..	20.36%	17.58%
Delaware Global Equity Fund		United States Information Technolog..	20.32%	17.56%
Liontrust Investment Funds I - Global Innovatio..		United States Information Technolog..	37.20%	8.45%
Delaware Global Equity Fund II	New	United States Communication Servic..	7.37%	7.37%
Delaware Global Equity Fund	New	United States Communication Servic..	7.34%	7.34%
Carmignac Investissement		United States Communication Servic..	9.50%	7.05%
Robeco Capital Gr. Fds. - QI Global Momentum E..		United States Information Technolog..	22.03%	6.80%
AIM Fds. Grp. (IFG) - Invesco Global Core Equity ..	Close	Germany Information Technology	0.00%	-5.35%
Fidelity Advisor Global Capital Appreciation Fund		United States Information Technolog..	20.83%	-5.69%
Redwheel Funds SICAV - Global Horizon Fund		United States Information Technolog..	2.84%	-6.38%
Fidelity Inv. Trust - Worldwide Fund		United States Information Technolog..	20.37%	-6.69%
AIM Fds. Grp. (IFG) - Invesco Global Core Equity ..		United States Communication Servic..	1.99%	-7.26%
Redwheel Funds SICAV - Global Horizon Fund	Close	United States Industrials	0.00%	-10.48%
Virtus NFJ Global Sustainability Fund		United States Information Technolog..	11.17%	-19.32%

Sensitive Country/Sectors: Largest Fund Flows, \$. 7/31/2023 - 1/31/2024

Fund Name	New or Cl.	Country Sector	Fund AUM, \$	Fund Flows, \$
American Funds New Perspective Fund		United States Information Technology	\$19,230M	\$315.0M
American Funds New Perspective Fund		Japan Information Technology	\$972M	\$436.4M
American Funds Capital World Growth & Incom..		Canada Energy	\$3,118M	\$417.4M
American Funds Capital World Growth & Incom..		United Kingdom Industrials	\$2,098M	\$410.0M
American Funds Capital World Growth & Incom..	New	Russia Energy	\$405M	\$405.4M
American Funds New Perspective Fund		France Industrials	\$3,170M	\$271.3M
American Funds New Perspective Fund	New	Russia Energy	\$266M	\$266.5M
American Funds Capital World Growth & Incom..		United States Communication Servic..	\$3,961M	(\$292.1M)
American Funds Capital World Growth & Incom..		Japan Information Technology	\$1,126M	(\$316.9M)
American Funds New Perspective Fund		Denmark Industrials	\$697M	(\$320.9M)
American Funds Capital World Growth & Incom..		United States Industrials	\$6,542M	(\$384.1M)
Dodge & Cox Global Stock Fund		United States Information Technology	\$437M	(\$417.1M)
American Funds New Perspective Fund		United States Energy	\$789M	(\$423.1M)
American Funds New Perspective Fund	Close	India Energy		(\$803.1M)

Stock Allocations

Stock Holdings Snapshot, Americas

Americas: Aggregate Stock Holdings Data, Ranked by Most Widely Held.

Ticker	Stock Name	Funds Invested %	Average Weight	Vs Benchmark	Fund AUM, \$
MSFT-US	Microsoft Corporation	76.47%	3.62%	-0.51%	\$41,104.42M
GOOGL-US	Alphabet Inc. Class A	53.24%	1.41%	0.18%	\$11,533.29M
AMZN-US	Amazon.com, Inc.	50.29%	1.55%	-0.56%	\$12,381.32M
UNH-US	UnitedHealth Group Incorporated	48.82%	0.84%	0.14%	\$8,101.65M
V-US	Visa Inc. Class A	45.59%	1.02%	0.36%	\$10,823.46M
NVDA-US	NVIDIA Corporation	43.82%	1.35%	-0.89%	\$13,039.17M
AAPL-US	Apple Inc.	43.24%	1.35%	-2.90%	\$11,817.54M
MA-US	Mastercard Incorporated Class A	41.18%	0.86%	0.29%	\$6,566.44M
TMO-US	Thermo Fisher Scientific Inc.	35.59%	0.59%	0.28%	\$5,864.49M
META-US	Meta Platforms Inc. Class A	35.59%	0.93%	-0.35%	\$15,964.00M
ADBE-US	Adobe Incorporated	34.41%	0.53%	0.12%	\$3,633.20M
LLY-US	Eli Lilly and Company	34.12%	0.58%	-0.18%	\$8,507.38M
MRK-US	Merck & Co., Inc.	33.53%	0.44%	0.00%	\$3,025.41M
PG-US	Procter & Gamble Company	32.06%	0.42%	-0.12%	\$3,671.31M
JPM-US	JPMorgan Chase & Co.	30.59%	0.47%	-0.28%	\$6,276.10M
ABBV-US	AbbVie, Inc.	30.59%	0.34%	-0.09%	\$2,658.65M
ACN-US	Accenture Plc Class A	30.29%	0.47%	0.13%	\$4,552.11M
CSCO-US	Cisco Systems, Inc.	29.71%	0.34%	0.04%	\$2,112.30M
JNJ-US	Johnson & Johnson	28.53%	0.35%	-0.21%	\$2,936.39M
GOOG-US	Alphabet Inc. Class C	27.06%	0.65%	-0.46%	\$7,901.70M
AVGO-US	Broadcom Inc.	26.76%	0.47%	-0.29%	\$12,802.38M
KO-US	Coca-Cola Company	26.47%	0.34%	-0.02%	\$2,656.65M
ELV-US	Elevance Health, Inc.	26.47%	0.35%	0.17%	\$3,214.23M
DHR-US	Danaher Corporation	25.59%	0.32%	0.09%	\$3,638.28M
CRM-US	Salesforce, Inc.	25.59%	0.37%	-0.04%	\$4,292.75M

Americas: Top Stock Holdings, %

Fund Name	Ticker	Stock Name	Percentage
Morgan Stanley Invt. Fds. - Global Opportunity Fund	UBER-US	Uber Technologies, Inc.	12.36%
Mundoval Fund	MA-US	Mastercard Incorporated Class A	11.74%
Baron Global Advantage Fund	NVDA-US	NVIDIA Corporation	11.33%
Castle Focus Fund	BRK.B-US	Berkshire Hathaway Inc. Class B	10.95%
MassMutual Premier Global Fund	GOOGL-US	Alphabet Inc. Class A	10.90%
Fundsmith Equity Fund	MSFT-US	Microsoft Corporation	10.67%
Invesco Global Invt. Ser. - Global Focus Fund (UK)	META-US	Meta Platforms Inc. Class A	10.35%
GAM Funds - Disruptive Growth	MSFT-US	Microsoft Corporation	10.20%
Baron Global Advantage Fund	MELI-US	MercadoLibre, Inc.	9.99%
Ninety One Glob. Strat. Fd. - Global Quality Equity Fund	V-US	Visa Inc. Class A	9.97%
Ninety One Glob. Strat. Fd. - Global Franchise Fund	V-US	Visa Inc. Class A	9.76%
BNY Mellon Worldwide Growth Fund	MSFT-US	Microsoft Corporation	9.73%
Ninety One Glob. Strat. Fd. - Global Quality Dividend Growth	MSFT-US	Microsoft Corporation	9.73%
JPMorgan Funds - Global Growth Fund	MSFT-US	Microsoft Corporation	9.50%
AZ Fund 1 - Equity - Global Growth	MSFT-US	Microsoft Corporation	9.43%
AB SICAV I - Concentrated Global Equity Portfolio	MSFT-US	Microsoft Corporation	9.12%
Danske Invest Global Sustainable Future - Akkumulerende	MSFT-US	Microsoft Corporation	9.09%
Brown Advisory Funds Plc - Global Leaders	MSFT-US	Microsoft Corporation	9.08%
AZ Fund 1 - Equity - Global Growth	AAPL-US	Apple Inc.	9.05%
Columbia Select Global Equity Fund	MSFT-US	Microsoft Corporation	9.02%
Fidelity Funds SICAV - Global Demographics Fund	MSFT-US	Microsoft Corporation	8.97%
Mundoval Fund	AAPL-US	Apple Inc.	8.95%
Threadneedle (Lux) - Global Focus Fund	MSFT-US	Microsoft Corporation	8.91%
Baillie Gifford Investment Funds ICVC - Long Term Global Gr.	NVDA-US	NVIDIA Corporation	8.79%
Morgan Stanley Invt. Fds. - Global Opportunity Fund	NOW-US	ServiceNow, Inc.	8.58%

Americas: Aggregate Stock Holdings Data, Largest Overweight Holdings

Ticker	Stock Name	Vs Benchmark	Average Weight	Funds Invested %	Fund AUM, \$
V-US	Visa Inc. Class A	0.36%	1.02%	45.59%	\$10,823.46M
MA-US	Mastercard Incorporated Class A	0.29%	0.86%	41.18%	\$6,566.44M
TMO-US	Thermo Fisher Scientific Inc.	0.28%	0.59%	35.59%	\$5,864.49M
INTU-US	Intuit Inc.	0.19%	0.45%	23.82%	\$2,257.95M
GOOGL-US	Alphabet Inc. Class A	0.18%	1.41%	53.24%	\$11,533.29M
MELI-US	MercadoLibre, Inc.	0.18%	0.30%	16.47%	\$4,072.26M
ELV-US	Elevance Health, Inc.	0.17%	0.35%	26.47%	\$3,214.23M
CME-US	CME Group Inc. Class A	0.15%	0.25%	17.35%	\$2,407.46M
UNH-US	UnitedHealth Group Incorporated	0.14%	0.84%	48.82%	\$8,101.65M
ICE-US	Intercontinental Exchange, Inc.	0.14%	0.24%	13.53%	\$1,914.41M

Americas: Top Stock Holdings, \$

Fund Name	Ticker	Stock Name	Value
American Funds New Perspective Fund	MSFT-US	Microsoft Corporation	\$6,595M
American Funds Capital World Growth & Income Fund	AVGO-US	Broadcom Inc.	\$5,225M
American Funds Capital World Growth & Income Fund	MSFT-US	Microsoft Corporation	\$4,977M
American Funds New Perspective Fund	META-US	Meta Platforms Inc. Class A	\$3,664M
American Funds New Perspective Fund	AVGO-US	Broadcom Inc.	\$3,542M
Fundsmith Equity Fund	MSFT-US	Microsoft Corporation	\$3,373M
American Funds New Perspective Fund	LLY-US	Eli Lilly and Company	\$2,471M
American Funds Capital World Growth & Income Fund	UNH-US	UnitedHealth Group Incorporated	\$2,233M
Fundsmith Equity Fund	META-US	Meta Platforms Inc. Class A	\$2,113M
American Funds Capital World Growth & Income Fund	LLY-US	Eli Lilly and Company	\$2,025M
American Funds New Perspective Fund	TSLA-US	Tesla Inc	\$1,972M
Morgan Stanley Invt. Fds. - Global Brands Fund	MSFT-US	Microsoft Corporation	\$1,943M
American Funds Capital World Growth & Income Fund	PM-US	Phillip Morris International Inc.	\$1,837M
American Funds Capital World Growth & Income Fund	ABT-US	Abbott Laboratories	\$1,810M
American Funds Capital World Growth & Income Fund	HD-US	Home Depot, Inc.	\$1,731M
Fundsmith Equity Fund	SYK-US	Stryker Corporation	\$1,681M
Morgan Stanley Invt. Fds. - Global Opportunity Fund	UBER-US	Uber Technologies, Inc.	\$1,658M
American Funds New Perspective Fund	NVDA-US	NVIDIA Corporation	\$1,613M
First Eagle Global Fund	META-US	Meta Platforms Inc. Class A	\$1,609M
American Funds Capital World Growth & Income Fund	CNQ-CA	Canadian Natural Resources Limited	\$1,595M
First Eagle Global Fund	ORCL-US	Oracle Corporation	\$1,497M
Morgan Stanley Invt. Fds. - Global Brands Fund	ACN-US	Accenture Plc Class A	\$1,476M
Fundsmith Equity Fund	V-US	Visa Inc. Class A	\$1,424M
Fundsmith Equity Fund	IDXX-US	IDEXX Laboratories, Inc.	\$1,418M

Americas: Aggregate Stock Holdings Data, Largest Underweight Holdings

Ticker	Stock Name	Vs Benchmark	Average Weight	Funds Invested %	Fund AUM, \$
AAPL-US	Apple Inc.	-2.90%	1.35%	43.24%	\$11,817.54M
NVDA-US	NVIDIA Corporation	-0.89%	1.35%	43.82%	\$13,039.17M
TSLA-US	Tesla Inc	-0.62%	0.17%	18.53%	\$3,921.51M
AMZN-US	Amazon.com, Inc.	-0.56%	1.55%	50.29%	\$12,381.32M
MSFT-US	Microsoft Corporation	-0.51%	3.62%	76.47%	\$41,104.42M
BRK.B-US	Berkshire Hathaway Inc. Class B	-0.49%	0.24%	13.24%	\$1,730.81M
GOOG-US	Alphabet Inc. Class C	-0.46%	0.65%	27.06%	\$7,901.70M
XOM-US	Exxon Mobil Corporation	-0.44%	0.17%	17.65%	\$2,258.90M
META-US	Meta Platforms Inc. Class A	-0.35%	0.93%	35.59%	\$15,964.00M
AVGO-US	Broadcom Inc.	-0.29%	0.47%	26.76%	\$12,802.38M

Stock Holdings Activity, Americas

Americas: Aggregate Stock Holdings Changes - Largest Increases in Funds Invested %, 7/31/2023 - 1/31/2024

Ticker	Stock Name	Funds Invested % Δ	Average Weight Δ	Average Wgt vs Benchmark Δ	Fund Flows, \$
VLTO-US	Veralto Corporation	7.35%	0.03%	0.01%	\$338.48M
KVUE-US	Kenvue, Inc.	6.76%	0.05%	0.01%	\$620.11M
NVDA-US	NVIDIA Corporation	6.47%	0.39%	-0.11%	\$1,117.73M
META-US	Meta Platforms Inc. Class A	3.82%	0.18%	-0.02%	\$753.95M
LLY-US	Eli Lilly and Company	3.53%	0.15%	-0.06%	(\$422.86M)
AVGO-US	Broadcom Inc.	3.24%	0.12%	-0.08%	\$254.50M
SNPS-US	Synopsys, Inc.	2.94%	0.05%	0.04%	\$80.13M
NFLX-US	Netflix, Inc.	2.94%	0.07%	0.01%	(\$93.56M)
EXAS-US	Exact Sciences Corporation	2.94%	0.01%	0.02%	\$18.52M
GOOGL-US	Alphabet Inc. Class A	2.65%	0.07%	0.03%	(\$30.17M)
AMZN-US	Amazon.com, Inc.	2.65%	0.27%	0.03%	\$862.06M
ABBV-US	AbbVie, Inc.	2.65%	0.03%	0.01%	(\$12.77M)
SMCI-US	Super Micro Computer, Inc.	2.65%	0.01%	-0.02%	\$22.15M
CTRA-US	Contura Energy, Inc.	2.65%	0.01%	0.02%	\$27.67M
VST-US	Vistra Corp.	2.35%	0.02%	0.02%	\$35.27M
MFC-CA	Manulife Financial Corporation	2.35%	0.02%	0.01%	\$32.06M
DELL-US	Dell Technologies, Inc. Class C	2.35%	0.03%	0.02%	(\$29.83M)
VRTX-US	Vertex Pharmaceuticals Incorporated	2.06%	0.04%	0.02%	\$21.50M
NTAP-US	NetApp, Inc.	2.06%	0.01%	0.01%	\$21.31M
MELI-US	MercadoLibre, Inc.	2.06%	0.09%	0.06%	(\$32.46M)
HD-US	Home Depot, Inc.	2.06%	0.04%	0.03%	\$301.06M
IR-US	Ingersoll Rand Inc.	2.06%	0.02%	0.02%	\$201.82M
APO-US	Apollo Global Management Inc.	2.06%	0.01%	0.00%	\$5.52M
TTWO-US	Take-Two Interactive Software, Inc.	2.06%	0.01%	0.01%	\$40.09M
MCO-US	Moody's Corporation	2.06%	0.02%	0.02%	\$18.34M

Americas: Largest Fund Level Changes in Stock Weight, %, 7/31/2023 - 1/31/2024

Fund Name	Ticker	Stock Name	New or Close..	Change
Columbia Threadneedle (UK) ICVC - Sustainable Op..	MSFT-US	Microsoft Corporation	New	7.59%
American Century Focused Global Growth Fund	NVDA-US	NVIDIA Corporation	New	5.26%
Delaware Global Equity Fund II	MSFT-US	Microsoft Corporation	New	5.06%
Delaware Global Equity Fund	MSFT-US	Microsoft Corporation	New	5.04%
Carmignac Investissement	META-US	Meta Platforms Inc. Class A	New	4.89%
American Century Focused Global Growth Fund	GOOGL-US	Alphabet Inc. Class A	New	4.69%
Artisan Global Equity Fund	META-US	Meta Platforms Inc. Class A	New	4.58%
American Century Focused Global Growth Fund	AMZN-US	Amazon.com, Inc.	New	4.57%
Ariel Global Fund	DVA-US	DaVita Inc.	New	4.38%
Virtus NFJ Global Sustainability Fund	ADSK-US	Autodesk, Inc.	New	4.37%
Uni 21. Jahrhundert -net-	AMZN-US	Amazon.com, Inc.	New	4.25%
Janus Henderson Global Equity Fund	VST-US	Vistra Corp.	New	4.19%
Redwheel Funds SICAV - Global Horizon Fund	SCHW-US	Charles Schwab Corp	Close	-3.68%
AIM Fds. Grp. (IFG) - Invesco Global Core Equity Fund	AON-US	Aon Plc Class A	Close	-3.89%
Redwheel Funds SICAV - Global Horizon Fund	AMZN-US	Amazon.com, Inc.	Close	-3.90%
Ariel Global Fund	MSFT-US	Microsoft Corporation	Close	-4.06%
Virtus NFJ Global Sustainability Fund	ADBE-US	Adobe Incorporated	Close	-4.23%
Castle Focus Fund	INGR-US	Ingredion Incorporated	Close	-4.23%
Scharf Global Opportunity Fund	ATVI-US	Activision Blizzard, Inc.	Close	-4.35%
Franklin Mutual Ser. Fds. - Quest Fund	ATVI-US	Activision Blizzard, Inc.	Close	-4.35%
Swedbank Robur Globalfond	VMW-US	VMware, Inc. Class A	Close	-5.16%
Redwheel Funds SICAV - Global Horizon Fund	MSFT-US	Microsoft Corporation	Close	-5.27%
Carmignac Investissement	ORCL-US	Oracle Corporation	Close	-5.32%
AIM Fds. Grp. (IFG) - Invesco Global Core Equity Fund	V-US	Visa Inc. Class A	Close	-5.38%

Americas: Aggregate Stock Holdings Changes - Largest Decreases in Funds Invested %, 7/31/2023 - 1/31/2024

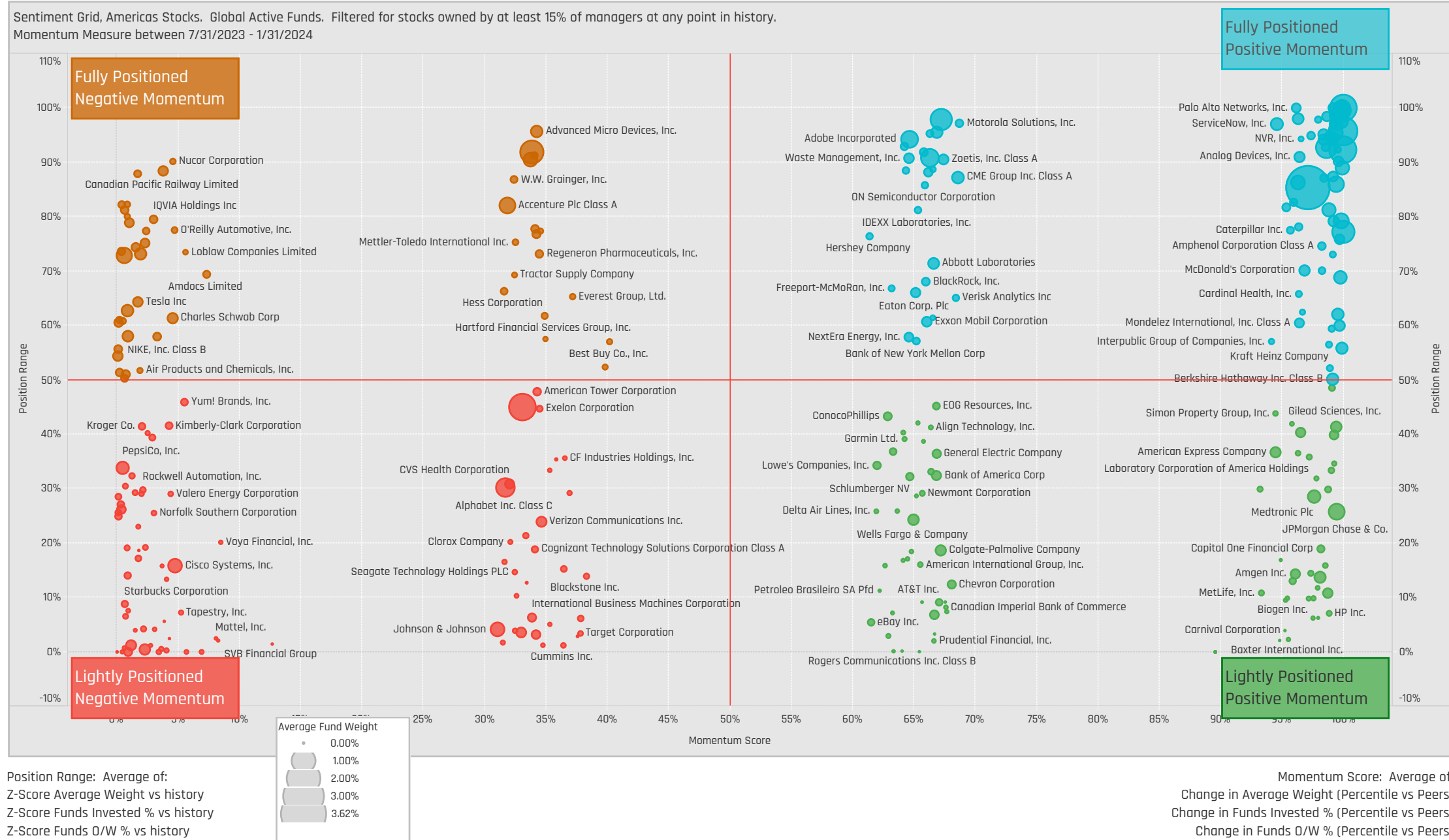
Ticker	Stock Name	Funds Invested % Δ	Average Weight Δ	Average Wgt vs Benchmark Δ	Fund Flows, \$
VMW-US	VMware, Inc. Class A	-8.82%	-0.09%	-0.03%	(\$1,182.55M)
ATVI-US	Activision Blizzard, Inc.	-7.06%	-0.09%	0.02%	(\$541.48M)
HZNP-US	Horizon Therapeutics Public Limited Compan..	-3.24%	-0.02%	0.01%	(\$206.63M)
GIS-US	General Mills, Inc.	-2.94%	-0.02%	-0.01%	(\$16.99M)
TD-CA	Toronto-Dominion Bank	-2.94%	-0.04%	-0.02%	(\$468.32M)
EL-US	Estee Lauder Companies Inc. Class A	-2.94%	-0.06%	-0.04%	(\$40.77M)
BMJ-US	Bristol-Myers Squibb Company	-2.65%	-0.06%	-0.01%	(\$193.59M)
MRK-US	Merck & Co., Inc.	-2.35%	-0.01%	-0.04%	(\$51.87M)
AAP-US	Advance Auto Parts, Inc.	-2.35%	0.00%	0.00%	(\$18.15M)
DE-US	Deere & Company	-2.35%	-0.04%	-0.02%	(\$62.89M)
ILMN-US	Illumina, Inc.	-2.35%	-0.05%	-0.04%	(\$187.68M)
A-US	Agilent Technologies, Inc.	-2.35%	-0.02%	-0.03%	(\$85.89M)
UPS-US	United Parcel Service, Inc. Class B	-2.35%	-0.05%	0.01%	\$105.34M
ACN-US	Accenture Plc Class A	-2.06%	0.00%	-0.04%	(\$337.72M)
AZO-US	AutoZone, Inc.	-2.06%	0.00%	-0.01%	(\$44.74M)
ICE-US	Intercontinental Exchange, Inc.	-2.06%	0.00%	-0.01%	(\$36.29M)
WTW-US	Willis Towers Watson Public Limited Compa..	-2.06%	-0.02%	-0.02%	(\$205.14M)
LYB-US	LyondellBasell Industries NV	-2.06%	-0.01%	0.00%	(\$53.95M)
STLD-US	Steel Dynamics, Inc.	-2.06%	-0.01%	-0.01%	(\$15.08M)
WBA-US	Walgreens Boots Alliance, Inc.	-2.06%	-0.01%	0.00%	(\$13.07M)
EQIX-US	Equinix, Inc.	-1.76%	-0.02%	-0.02%	(\$328.60M)
KEYS-US	Keysight Technologies Inc	-1.76%	-0.02%	-0.01%	(\$60.06M)
WIRE-US	Encore Wire Corporation	-1.76%	0.00%	0.00%	(\$5.91M)
BKI-US	Black Knight, Inc.	-1.76%	-0.01%	0.00%	(\$34.10M)
DG-US	Dollar General Corporation	-1.76%	-0.01%	0.00%	(\$2.90M)

Americas: Largest Fund Level Stock Inflows/Outflows, \$, 7/31/2023 - 1/31/2024

Fund Name	Ticker	Stock Name	New or Close..	Change
American Funds New Perspective Fund	NVDA-US	NVIDIA Corporation	New	\$737M
American Funds Capital World Growth & Income Fu..	TRP-CA	TC Energy Corporation	New	\$373M
American Funds Capital World Growth & Income Fu..	APD-US	Air Products and Chemicals, ..	New	\$328M
American Funds New Perspective Fund	AVGO-US	Broadcom Inc.	New	\$324M
American Funds Capital World Growth & Income Fu..	TXN-US	Texas Instruments Incorpor..	New	\$310M
American Funds Capital World Growth & Income Fu..	MSFT-US	Microsoft Corporation	New	\$302M
American Funds Capital World Growth & Income Fu..	MOH-US	Molina Healthcare, Inc.	New	\$273M
American Funds Capital World Growth & Income Fu..	HD-US	Home Depot, Inc.	New	\$249M
St. James's Place International Equity Unit Trust	META-US	Meta Platforms Inc. Class A	New	\$242M
First Eagle Global Fund	DIS-US	Walt Disney Company	New	\$240M
American Funds New Perspective Fund	SHOP-CA	Shopify, Inc. Class A	New	\$226M
Fidelity Funds SICAV - Global Dividend Fund	PAYX-US	Paychex, Inc.	New	\$222M
American Funds Capital World Growth & Income Fu..	GE-US	General Electric Company	New	(\$244M)
American Funds Capital World Growth & Income Fu..	TD-CA	Toronto-Dominion Bank	Close	(\$267M)
American Funds Capital World Growth & Income Fu..	CCI-US	Crown Castle Inc.	Close	(\$274M)
Dodge & Cox Global Stock Fund	VMW-US	VMware, Inc. Class A	Close	(\$280M)
DWS Top Dividende	TRP-CA	TC Energy Corporation	Close	(\$285M)
American Funds Capital World Growth & Income Fu..	BKR-US	Baker Hughes Company Cla..	Close	(\$294M)
American Funds Capital World Growth & Income Fu..	MU-US	Micron Technology, Inc.	Close	(\$345M)
American Funds Capital World Growth & Income Fu..	LOGN-CH	Logitech International S.A.	Close	(\$365M)
Swedbank Robur Globalfond	VMW-US	VMware, Inc. Class A	Close	(\$476M)
American Funds New Perspective Fund	MDLZ-US	Mondelez International, Inc. ..	Close	(\$479M)
American Funds Capital World Growth & Income Fu..	VALE3-BR	Vale S.A.	Close	(\$483M)
American Funds New Perspective Fund	SGEN-US	Seagen, Inc.	Close	(\$504M)

Stock Sentiment Grid, Americas

We combine the latest Americas stock positioning, long-term positioning and short-term fund activity in the 'Sentiment Grid', below. The Y-Axis measures where today's ownership levels in each stock sit relative to the long-term range. We calculate the Z-Score of today's average weight, funds invested % and funds O/W %, relative to all monthly observations in our fund history (going back to 9/30/2012). A figure close to 100% would indicate today's positioning is close to its maximum ever level, a figure close to zero, the lowest. The X-axis provides a measure of short-term fund activity, or 'Momentum', by looking at the changes in average weight, funds invested % and funds o/w % between 7/31/2023 and 1/31/2024, relative to each stock. A figure above 50% means a stock has seen relative increases in ownership, a figure below 50% indicates a relative decrease in positioning. The size of the bubble represents the average weight of each stock.



Stock Holdings Snapshot, EMEA

EMEA: Aggregate Stock Holdings Data, Ranked by Most Widely Held.

Ticker	Stock Name	Funds Invested %	Average Weight	Vs Benchmark	Fund AUM, \$
NOVO.B-DK	Novo Nordisk A/S Class B	44.71%	1.04%	0.51%	\$14,594.89M
ASML-NL	ASML Holding NV	44.41%	0.94%	0.42%	\$13,525.97M
MC-FR	LVMH Moët Hennessy Louis Vuitton SE	35.59%	0.54%	0.20%	\$7,776.83M
NESN-CH	Nestlé S.A.	35.29%	0.47%	0.02%	\$5,912.85M
ROG-CH	Roche Holding Ltd Dividend Right Cert.	33.53%	0.40%	0.11%	\$3,629.64M
ULVR-GB	Unilever PLC	32.35%	0.42%	0.24%	\$4,271.16M
AZN-GB	AstraZeneca PLC	32.06%	0.43%	0.13%	\$6,375.46M
LIN-US	Linde plc	29.12%	0.45%	0.16%	\$4,295.38M
SAN-FR	Sanofi	28.24%	0.29%	0.12%	\$3,724.48M
NOVN-CH	Novartis AG	27.06%	0.35%	0.03%	\$3,213.33M
SU-FR	Schneider Electric SE	26.76%	0.43%	0.27%	\$4,058.93M
SHEL-GB	Shell PLC	26.18%	0.36%	0.06%	\$4,424.50M
OR-FR	L'Oréal S.A.	26.18%	0.38%	0.21%	\$2,851.31M
TTE-FR	TotalEnergies SE	23.82%	0.26%	0.05%	\$3,423.38M
SAP-DE	SAP SE	22.65%	0.34%	0.07%	\$4,632.59M
RKT-GB	Reckitt Benckiser Group plc	21.76%	0.30%	0.23%	\$3,314.32M
SIE-DE	Siemens AG	21.18%	0.23%	0.03%	\$3,278.09M
REL-GB	RELX PLC	19.12%	0.26%	0.14%	\$3,295.03M
GSK-GB	GSK plc	18.82%	0.19%	0.07%	\$1,157.03M
BNP-FR	BNP Paribas S.A. Class A	18.82%	0.18%	0.07%	\$1,842.37M
WKL-NL	Walters Kluwer NV	18.24%	0.17%	0.11%	\$1,410.93M
IFX-DE	Infineon Technologies AG	18.24%	0.19%	0.12%	\$1,111.55M
DTE-DE	Deutsche Telekom AG	17.35%	0.19%	0.08%	\$1,826.78M
CS-FR	AXA SA	17.35%	0.16%	0.07%	\$2,049.34M
TT-US	Trane Technologies plc	16.76%	0.20%	0.10%	\$610.53M

EMEA: Top Stock Holdings, %

Fund Name	Ticker	Stock Name	%
Fundsmith Equity Fund	NOVO.B-DK	Novo Nordisk A/S Class B	10.54%
GuardCap UCITS Funds Plc - Global Equity Fund	NOVO.B-DK	Novo Nordisk A/S Class B	9.09%
C Worldwide - Global Equities	NOVO.B-DK	Novo Nordisk A/S Class B	8.95%
C Worldwide - Global Equities Ethical	NOVO.B-DK	Novo Nordisk A/S Class B	8.82%
Davis Global Fund	DANSKE-DK	Danske Bank A/S	8.81%
Mundoval Fund	NOVO.B-DK	Novo Nordisk A/S Class B	8.57%
M&G (Lux) Investment Funds 1 - Positive Impact Fund	NOVO.B-DK	Novo Nordisk A/S Class B	8.50%
Baillie Gifford Investment Funds ICVC - Positive Change Fund	ASML-NL	ASML Holding NV	8.45%
Ninety One Glb. Strat. Fd. - Global Franchise Fund	ASML-NL	ASML Holding NV	8.35%
Scottish Mortgage Investment Trust Plc	ASML-NL	ASML Holding NV	7.97%
Allianz Global Investors Fund - Global Equity Growth	ASML-NL	ASML Holding NV	7.91%
Ninety One Glb. Strat. Fd. - Global Quality Equity Fund	ASML-NL	ASML Holding NV	7.75%
Mundoval Fund	LVMUY-US	LVMH Moët Hennessy Louis Vuitton SE Unsp..	7.28%
Schoellerbank Aktienfonds Value	SAP-DE	SAP SE	7.24%
GuardCap UCITS Funds Plc - Global Equity Fund	EL-FR	EssilorLuxottica SA	7.09%
Longleaf Partners Global Fund	EXO-NL	EXOR N.V.	6.91%
Morgan Stanley Invt. Fds. - Global Brands Fund	SAP-DE	SAP SE	6.71%
Ninety One Glb. Strat. Fd. - Global Quality Dividend Growth	ASML-NL	ASML Holding NV	6.40%
Hermes Invt. Funds Plc - Impact Opportunities Equity Fund	NOVO.B-DK	Novo Nordisk A/S Class B	6.17%
Sanlam Universal Fds. Plc - Global High Quality Fund	SAP-DE	SAP SE	6.09%
Baron Global Advantage Fund	DAVA-US	Endava Plc Sponsored ADR Class A	6.07%
Schoellerbank Aktienfonds Value	SU-FR	Schneider Electric SE	6.03%
Invesco Global Invt. Ser. - Global Focus Fund (UK)	RMS-FR	Hermes International SCA	6.02%
Polen Global Growth Fund	SAP-DE	SAP SE	5.99%
Ariel Global Fund	CHKP-US	Check Point Software Technologies Ltd.	5.97%

EMEA: Aggregate Stock Holdings Data, Largest Overweight Holdings

Ticker	Stock Name	Vs Benchmark	Average Weight	Funds Invested %	Fund AUM, \$
NOVO.B-DK	Novo Nordisk A/S Class B	0.51%	1.04%	44.71%	\$14,594.89M
ASML-NL	ASML Holding NV	0.42%	0.94%	44.41%	\$13,525.97M
SU-FR	Schneider Electric SE	0.27%	0.43%	26.76%	\$4,058.93M
ULVR-GB	Unilever PLC	0.24%	0.42%	32.35%	\$4,271.16M
RKT-GB	Reckitt Benckiser Group plc	0.23%	0.30%	21.76%	\$3,314.32M
OR-FR	L'Oréal S.A.	0.21%	0.38%	26.18%	\$2,851.31M
MC-FR	LVMH Moët Hennessy Louis Vuitton SE	0.20%	0.54%	35.59%	\$7,776.83M
LSEG-GB	London Stock Exchange Group plc	0.19%	0.26%	13.53%	\$2,338.20M
LIN-US	Linde plc	0.16%	0.45%	29.12%	\$4,295.38M
REL-GB	RELX PLC	0.14%	0.26%	19.12%	\$3,295.03M

EMEA: Top Stock Holdings, \$

Fund Name	Ticker	Stock Name	\$
American Funds New Perspective Fund	NOVO.B-DK	Novo Nordisk A/S Class B	\$4,510M
Fundsmith Equity Fund	NOVO.B-DK	Novo Nordisk A/S Class B	\$3,334M
American Funds New Perspective Fund	ASML-NL	ASML Holding NV	\$3,131M
American Funds Capital World Growth & Income Fund	ASML-NL	ASML Holding NV	\$2,032M
American Funds New Perspective Fund	AZN-GB	AstraZeneca PLC	\$1,775M
Morgan Stanley Invt. Fds. - Global Brands Fund	SAP-DE	SAP SE	\$1,574M
American Funds Capital World Growth & Income Fund	NOVO.B-DK	Novo Nordisk A/S Class B	\$1,564M
American Funds Capital World Growth & Income Fund	AIR-FR	Airbus SE	\$1,520M
American Funds Capital World Growth & Income Fund	MC-FR	LVMH Moët Hennessy Louis Vuitton SE	\$1,500M
Fundsmith Equity Fund	MC-FR	LVMH Moët Hennessy Louis Vuitton SE	\$1,459M
American Funds New Perspective Fund	MC-FR	LVMH Moët Hennessy Louis Vuitton SE	\$1,430M
Scottish Mortgage Investment Trust Plc	ASML-NL	ASML Holding NV	\$1,356M
Morgan Stanley Invt. Fds. - Global Brands Fund	RKT-GB	Reckitt Benckiser Group plc	\$1,200M
American Funds New Perspective Fund	NESN-CH	Nestlé S.A.	\$1,184M
American Funds New Perspective Fund	SAF-FR	Safran S.A.	\$1,125M
American Funds New Perspective Fund	AIR-FR	Airbus SE	\$1,093M
American Funds Capital World Growth & Income Fund	ZURN-CH	Zurich Insurance Group Ltd	\$1,015M
American Funds Capital World Growth & Income Fund	AZN-GB	AstraZeneca PLC	\$994M
Fundsmith Equity Fund	AMS-ES	Amadeus IT Group SA Class A	\$892M
American Funds New Perspective Fund	LSEG-GB	London Stock Exchange Group plc	\$888M
Morgan Stanley Invt. Fds. - Global Brands Fund	REL-GB	RELX PLC	\$875M
American Funds Capital World Growth & Income Fund	SAF-FR	Safran S.A.	\$861M
American Funds Capital World Growth & Income Fund	NESN-CH	Nestlé S.A.	\$831M
American Funds New Perspective Fund	TTE-FR	TotalEnergies SE	\$828M

EMEA: Aggregate Stock Holdings Data, Largest Underweight Holdings

Ticker	Stock Name	Vs Benchmark	Average Weight	Funds Invested %	Fund AUM, \$
HSBA-GB	HSBC Holdings Plc	-0.13%	0.09%	13.24%	\$749.33M
1120-SA	Al Rajhi Bank	-0.08%	0.00%	0.29%	\$3.60M
SAN-ES	Banco Santander, S.A.	-0.08%	0.03%	5.88%	\$298.10M
GLEN-GB	Glencore plc	-0.05%	0.02%	5.29%	\$1,216.71M
BP-GB	BP p.l.c.	-0.05%	0.10%	12.06%	\$1,735.26M
NBK-KW	National Bank of Kuwait K.S.C.	-0.05%	0.00%	0.00%	\$1.56M
1180-SA	Saudi National Bank	-0.05%	0.00%	0.29%	\$2.14M
FSR-ZA	FirstRand Limited	-0.04%	0.00%	0.59%	\$3.21M
BBVA-ES	Banco Bilbao Vizcaya Argentaria, S.A.	-0.04%	0.06%	10.00%	\$510.98M
EAND-AE	Emirates Telecommunications Group Compa..	-0.04%	0.00%	0.00%	\$1.12M

Stock Holdings Activity, EMEA

EMEA: Aggregate Stock Holdings Changes - Largest Increases in Funds Invested %, 7/31/2023 - 1/31/2024

Ticker	Stock Name	Funds Invested % Δ	Average Weight Δ	Average Wgt vs Benchmark Δ	Fund Flows, \$
NOVO.B-DK	Novo Nordisk A/S Class B	3.82%	0.28%	0.14%	\$450.75M
SDZ-CH	Sandoz Group Ltd	3.82%	0.00%	-0.02%	\$47.13M
LIN-US	Linde plc	2.35%	0.01%	0.04%	\$27.43M
TEL-US	TE Connectivity Ltd.	2.35%	0.00%	0.01%	\$26.29M
WBDF-RU	Wimm-Bill-Dann Foods OJSC	2.35%	0.02%	-0.02%	\$2.21M
SGO-FR	Compagnie de Saint-Gobain SA	2.35%	0.01%	0.01%	\$71.60M
CNA-GB	Centrica plc	2.35%	0.01%	0.01%	\$5.63M
A5G-IE	AIB Group plc	2.35%	0.00%	0.01%	\$29.80M
III-GB	3i Group plc	2.06%	0.02%	0.01%	\$15.81M
JHX-AU	James Hardie Industries PLC Chess Units of ..	2.06%	0.01%	0.01%	\$8.01M
G24-DE	Scout24 SE	2.06%	0.01%	0.01%	\$18.75M
VOD-GB	Vodafone Group Plc	1.76%	0.00%	0.01%	\$26.83M
ARM-US	ARM Holdings PLC ADR	1.76%	0.01%	0.01%	\$11.81M
TTE-FR	TotalEnergies SE	1.76%	0.02%	0.03%	(\$82.14M)
FERG-US	Ferguson Plc	1.47%	0.02%	0.01%	(\$26.44M)
WKL-NL	Walters Kluwer NV	1.47%	0.03%	0.02%	\$88.42M
SXS-GB	Spectris plc	1.47%	0.00%	0.00%	(\$16.27M)
PUB-FR	Publicis Groupe SA	1.47%	0.02%	0.01%	\$105.04M
MNDI-GB	Mondi plc	1.47%	0.01%	0.01%	\$10.28M
LISP-CH	Chocoladefabriken Lindt & Spruengli AG Par..	1.47%	0.00%	0.00%	\$82.83M
DTG-DE	Daimler Truck Holding AG	1.47%	0.01%	0.01%	\$23.88M
ALC-CH	Alcon, Inc.	1.47%	0.00%	0.01%	\$39.67M
BC-HT	Brunello Cucinelli S.p.A.	1.47%	0.01%	0.01%	\$2.78M
ALKS-US	Alkermes Plc	1.47%	0.00%	0.00%	\$12.07M
SPOT-US	Spotify Technology SA	1.47%	0.03%	0.03%	(\$9.61M)

EMEA: Aggregate Stock Holdings Changes - Largest Decreases in Funds Invested %, 7/31/2023 - 1/31/2024

Ticker	Stock Name	Funds Invested % Δ	Average Weight Δ	Average Wgt vs Benchmark Δ	Fund Flows, \$
LONN-CH	Lonza Group AG	-5.00%	-0.06%	-0.05%	(\$84.77M)
SEDG-US	SolarEdge Technologies, Inc.	-4.71%	-0.04%	-0.03%	\$266.31M
ROG-CH	Roche Holding Ltd Dividend Right Cert.	-4.12%	-0.13%	-0.09%	(\$238.82M)
ADYEN-NL	Adyen NV	-3.24%	-0.07%	-0.05%	\$72.27M
ORSTED-DK	Orsted	-3.24%	-0.05%	-0.05%	(\$211.60M)
ESSITY.B-SE	Essity AB Class B	-2.94%	-0.02%	-0.02%	(\$66.72M)
P91I-DE	Porsche AG	-2.35%	-0.02%	-0.01%	(\$165.55M)
AD-NL	Koninklijke Ahold Delhaize N.V.	-2.35%	-0.07%	-0.05%	(\$71.92M)
EDEN-FR	Edenred SA	-2.06%	-0.01%	0.00%	(\$5.31M)
WPP-GB	WPP Plc	-2.06%	0.00%	-0.01%	(\$17.74M)
BP-GB	BP p.l.c.	-2.06%	-0.04%	0.00%	(\$316.10M)
ERIC.B-SE	Telefonaktiebolaget LM Ericsson Class B	-2.06%	-0.01%	-0.01%	\$19.38M
SGE-GB	Sage Group plc	-2.06%	0.00%	0.00%	(\$54.88M)
BAYN-DE	Bayer AG	-1.76%	-0.05%	-0.01%	\$83.44M
NWG-GB	NatWest Group Plc	-1.76%	0.00%	-0.01%	(\$16.67M)
ALD-FR	Alstom SA	-1.76%	-0.04%	-0.03%	(\$35.11M)
AHT-GB	Ashtead Group plc	-1.76%	-0.03%	-0.02%	(\$24.56M)
AI-FR	Air Liquide SA	-1.76%	-0.01%	-0.01%	\$13.19M
CFR-CH	Compagnie Financiere Richemont SA	-1.76%	-0.02%	0.00%	\$238.39M
DB1-DE	Deutsche Boerse AG	-1.47%	-0.01%	-0.01%	(\$47.22M)
HEXA.B-SE	Hexagon AB Class B	-1.47%	0.01%	-0.01%	(\$35.14M)
IFX-DE	Infineon Technologies AG	-1.47%	-0.04%	-0.02%	(\$7.68M)
KESKOB-FI	Kesko Oyj Class B	-1.47%	0.00%	0.00%	(\$3.14M)
MC-FR	LVMH Moet Hennessy Louis Vuitton SE	-1.47%	-0.09%	-0.03%	(\$131.88M)
NOKIA-FI	Nokia Oyj	-1.47%	-0.01%	0.00%	\$21.18M

EMEA: Largest Fund Level Changes in Stock Weight, %, 7/31/2023 - 1/31/2024

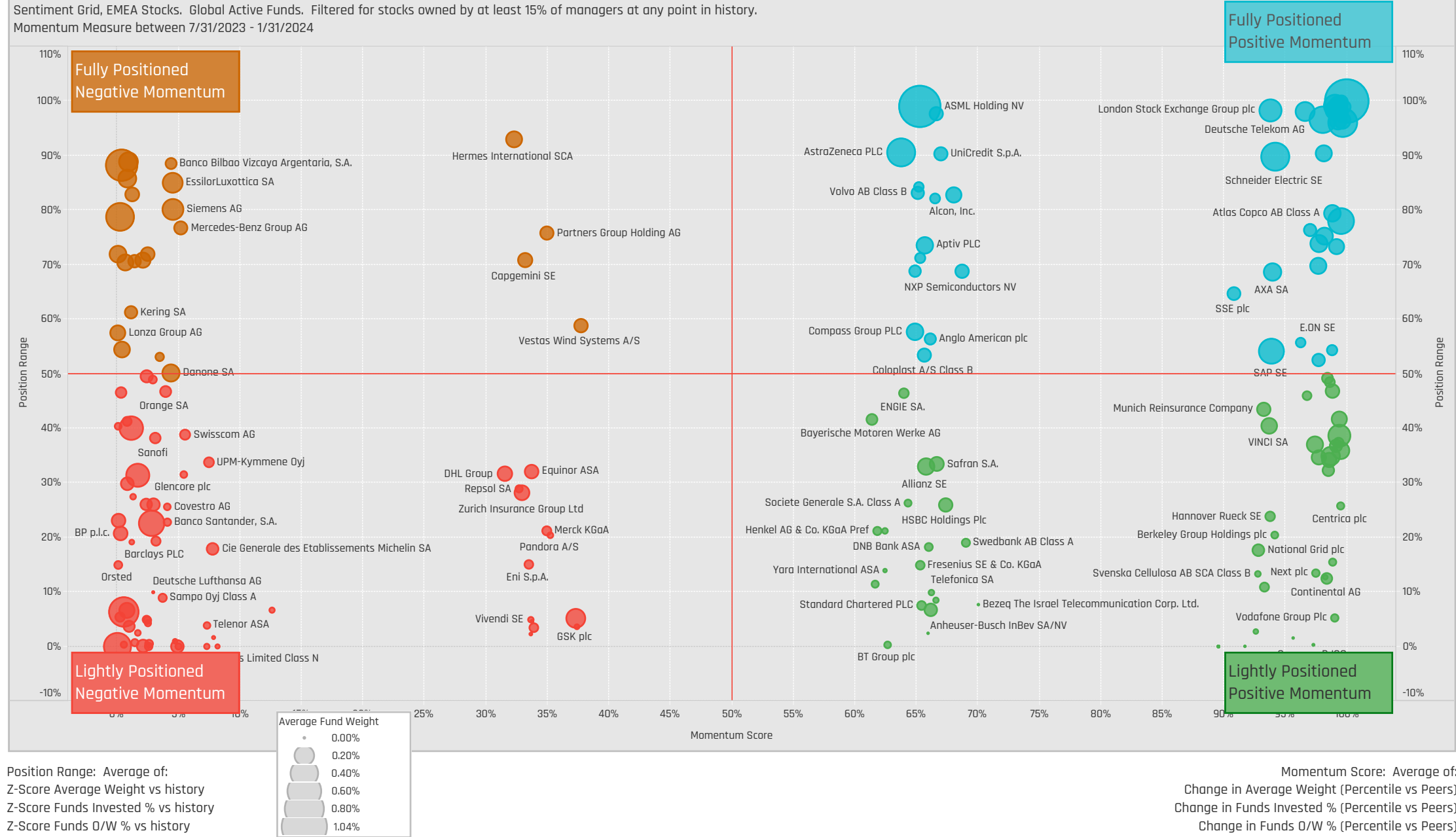
Fund Name	Ticker	Stock Name	New or Close..	Weight Change
Ariel Global Fund	CHKP-US	Check Point Software Tech..		5.17%
Longleaf Partners Global Fund	WBDF-RU	Wimm-Bill-Dann Foods OJSC	New	4.71%
Scharf Global Opportunity Fund	ASSA.B-SE	ASSA ABLOY AB Class B	New	3.65%
Franklin Mutual Ser. Fds. - Beacon Fund	SHEL-GB	Shell PLC	New	3.42%
Seligson & Co. Global Top 25 Brands Fund	MC-FR	LVMH Moet Hennessy Louis..	New	3.41%
Artisan Global Discovery Fund	MRO-GB	Melrose Industries PLC	New	3.36%
Guinness Asset Mgmt. Fund Plc - Global Equity Inco..	ASSA.B-SE	ASSA ABLOY AB Class B	New	3.25%
SEB Aktiesparfond	INVE.B-SE	Investor AB Class B	New	3.23%
Redwheel Funds SICAV - Global Horizon Fund	NN-NL	NN Group N.V.	New	3.20%
Janus Henderson Global Equity Fund	BA-GB	BAE Systems plc	New	3.20%
Invesco Global Inv. Ser. - Global Equity Income Fun..	AZE-BE	Azelis Group N.V.	New	3.20%
Guinness Atkinson Global Innovators Fund	NOVO.B-DK	Novo Nordisk A/S Class B	New	3.16%
Delaware Global Equity Fund	SAP-DE	SAP SE	Close	-4.24%
AIM Fds. Grp. (IFG) - Invesco Global Core Equity Fund	BATS-GB	British American Tobacco p...	Close	-4.29%
Delaware Global Equity Fund II	ULVR-GB	Unilever PLC	Close	-4.44%
Delaware Global Equity Fund	ULVR-GB	Unilever PLC	Close	-4.48%
Virtus NFJ Global Sustainability Fund	SRT-DE	Sartorius AG	Close	-4.76%
AIM Fds. Grp. (IFG) - Invesco Global Core Equity Fund	KGX-DE	KION GROUP AG	Close	-4.80%
AIM Fds. Grp. (IFG) - Invesco Global Core Equity Fund	LSEGB-GB	London Stock Exchange Gro..	Close	-5.08%
Delaware Global Equity Fund II	AD-NL	Koninklijke Ahold Delhaize ..	Close	-5.27%
Delaware Global Equity Fund	AD-NL	Koninklijke Ahold Delhaize ..	Close	-5.28%
AIM Fds. Grp. (IFG) - Invesco Global Core Equity Fund	TEMN-CH	Temenos AG	Close	-5.30%
AIM Fds. Grp. (IFG) - Invesco Global Core Equity Fund	SAP-DE	SAP SE	Close	-5.35%
Ninety One Glb. Strat. Fd. - Global Value Equity Fund	VTSC-DE	Vitesco Technologies Group..	Close	-6.98%

EMEA: Largest Fund Level Stock Inflows/Outflows, \$, 7/31/2023 - 1/31/2024

Fund Name	Ticker	Stock Name	New or Close..	Inflow/Outflow
American Funds Capital World Growth & Income Fu..	GAZP-RU	Gazprom PJSC	New	\$405M
American Funds Capital World Growth & Income Fu..	GLEN-GB	Glencore plc		\$377M
American Funds Capital World Growth & Income Fu..	RYA-IE	Ryanair Holdings Plc		\$268M
American Funds Capital World Growth & Income Fu..	HSBA-GB	HSBC Holdings Plc	New	\$267M
American Funds New Perspective Fund	GAZP-RU	Gazprom PJSC	New	\$267M
American Funds Capital World Growth & Income Fu..	LDO-IT	Leonardo SpA	New	\$240M
American Funds Capital World Growth & Income Fu..	NOVO.B-DK	Novo Nordisk A/S Class B		\$235M
American Funds Capital World Growth & Income Fu..	NESTE-FI	Neste Corporation	New	\$231M
American Funds New Perspective Fund	SIKA-CH	Sika AG		\$220M
Swedbank Robur Globalfond	SEDG-US	SolarEdge Technologies, Inc.		\$219M
American Funds New Perspective Fund	AZN-GB	AstraZeneca PLC		\$212M
American Funds Capital World Growth & Income Fu..	BBVA-ES	Banco Bilbao Vizcaya Argent..	New	\$210M
American Funds Capital World Growth & Income Fu..	SAN-ES	Banco Santander, S.A.	Close	(\$153M)
American Funds New Perspective Fund	STMPA-FR	STMMicroelectronics NV		(\$154M)
Fidelity Funds SICAV - Global Dividend Fund	ENEL-IT	Enel SpA		(\$156M)
Dodge & Cox Global Stock Fund	UBSG-CH	UBS Group AG		(\$166M)
American Funds Capital World Growth & Income Fu..	JCI-US	Johnson Controls Internatio..	Close	(\$203M)
DWS Top Dividende	ULVR-GB	Unilever PLC	Close	(\$213M)
American Funds Capital World Growth & Income Fu..	SHL-DE	Siemens Healthineers AG		(\$225M)
Scottish Mortgage Investment Trust Plc	ASML-NL	ASML Holding NV		(\$239M)
American Funds Capital World Growth & Income Fu..	ASML-NL	ASML Holding NV		(\$248M)
American Funds Capital World Growth & Income Fu..	MC-FR	LVMH Moet Hennessy Louis ..		(\$269M)
American Funds New Perspective Fund	NESN-CH	Nestle S.A.		(\$280M)
American Funds New Perspective Fund	DSV-DK	DSV A/S		(\$321M)

Stock Sentiment Grid, EMEA

We combine the latest EMEA stock positioning, long-term positioning and short-term fund activity in the 'Sentiment Grid', below. The Y-Axis measures where today's ownership levels in each stock sit relative to the long-term range. We calculate the Z-Score of today's average weight, funds invested % and funds O/W %, relative to all monthly observations in our fund history (going back to 9/30/2012). A figure close to 100% would indicate today's positioning is close to its maximum ever level, a figure close to zero, the lowest. The X-axis provides a measure of short-term fund activity, or 'Momentum', by looking at the changes in average weight, funds invested % and funds o/w % between 7/31/2023 and 1/31/2024, relative to each stock. A figure above 50% means a stock has seen relative increases in ownership, a figure below 50% indicates a relative decrease in positioning. The size of the bubble represents the average weight of each stock.



Stock Holdings Snapshot, Asia

Asia: Aggregate Stock Holdings Data, Ranked by Most Widely Held.

Ticker	Stock Name	Funds Invested %	Average Weight	Vs Benchmark	Fund AUM, \$
2330-TW	Taiwan Semiconductor Manufacturing Co., L.	49.71%	1.08%	0.35%	\$13,570.54M
1299-HK	AIA Group Limited	35.00%	0.41%	0.27%	\$4,065.87M
005930-KR	Samsung Electronics Co., Ltd.	28.24%	0.42%	0.03%	\$4,026.76M
6861-JP	Keyence Corporation	27.06%	0.36%	0.22%	\$3,403.96M
500180-IN	HDFC Bank Limited	26.18%	0.43%	0.35%	\$3,200.72M
6758-JP	Sony Group Corporation	22.06%	0.28%	0.10%	\$2,184.97M
700-HK	Tencent Holdings Ltd.	21.18%	0.20%	-0.14%	\$1,862.83M
005-SG	DBS Group Holdings Ltd	18.53%	0.14%	0.07%	\$1,355.49M
9988-HK	Alibaba Group Holding Ltd.	17.94%	0.17%	-0.05%	\$1,690.26M
9432-JP	Nippon Telegraph and Telephone Corporation	17.06%	0.12%	0.06%	\$1,110.88M
9433-JP	KDDI Corporation	15.88%	0.12%	0.04%	\$916.55M
4063-JP	Shin-Etsu Chemical Co Ltd	14.12%	0.13%	0.01%	\$2,025.38M
8001-JP	Itochu Corporation	12.94%	0.07%	-0.01%	\$592.30M
7741-JP	HOYA CORPORATION	12.94%	0.12%	0.05%	\$565.66M
8035-JP	Tokyo Electron Ltd.	11.18%	0.10%	-0.03%	\$1,990.06M
7974-JP	Nintendo Co., Ltd.	11.18%	0.09%	-0.02%	\$501.86M
039-SG	Oversea-Chinese Banking Corporation Limit.	10.88%	0.06%	0.00%	\$206.72M
BHP-AU	BHP Group Ltd	10.88%	0.08%	-0.17%	\$1,321.23M
8316-JP	Sumitomo Mitsui Financial Group, Inc.	10.88%	0.09%	-0.01%	\$558.28M
7267-JP	Honda Motor Co., Ltd.	10.88%	0.07%	-0.02%	\$443.91M
U11-SG	United Overseas Bank Ltd. (Singapore)	10.29%	0.06%	0.01%	\$271.43M
4503-JP	Astellas Pharma Inc.	10.29%	0.04%	0.00%	\$176.26M
BXB-AU	Brambles Limited	10.00%	0.08%	0.05%	\$214.28M
6501-JP	Hitachi, Ltd.	10.00%	0.08%	-0.03%	\$593.73M
CSL-AU	CSL Limited	9.41%	0.10%	-0.04%	\$595.19M

Asia: Top Stock Holdings, %

Fund Name	Ticker	Stock Name	Percentage
Swedbank Robur Globalfond	2330-TW	Taiwan Semiconductor Manufacturing Co., Lt.	7.69%
First Sentier Investors ICVC - Stewart Inv. Ww. Leaders Sust.	500520-IN	Mahindra & Mahindra Ltd.	7.30%
Eaton Vance Richard Bernstein Equity Strategy Fund	MCHI-US	iShares MSCI China ETF	7.11%
Baillie Gifford Investment Funds ICVC - Positive Change Fund	2330-TW	Taiwan Semiconductor Manufacturing Co., Lt.	7.04%
Scharf Global Opportunity Fund	005935-KR	Samsung Electronics Co Ltd Pfd Non-Voting	6.35%
Baillie Gifford Investment Funds ICVC - Long Term Global Gr.	PDD-US	Pinduoduo, Inc. Sponsored ADR Class A	5.68%
MassMutual Premier Global Fund	532868-IN	DLF Limited	5.65%
Sanlam Universal Fds. Plc - Global High Quality Fund	005930-KR	Samsung Electronics Co., Ltd.	5.14%
Baillie Gifford Investment Funds ICVC - Positive Change Fund	BBRI-ID	PT Bank Rakyat Indonesia (Persero) Tbk Clas..	5.05%
Janus Henderson Global Equity Fund	2330-TW	Taiwan Semiconductor Manufacturing Co., Lt.	4.99%
Artemis Global Income Fund	7011-JP	Mitsubishi Heavy Industries, Ltd.	4.95%
Janus Henderson Global Select Fund	2330-TW	Taiwan Semiconductor Manufacturing Co., Lt.	4.75%
RBC Global Opportunities Fund	2330-TW	Taiwan Semiconductor Manufacturing Co., Lt.	4.65%
Baring Global Umbrella Fund - Global Leaders Fund	2330-TW	Taiwan Semiconductor Manufacturing Co., Lt.	4.63%
First Sentier Investors ICVC - Stewart Inv. Ww. Leaders Sust.	500180-IN	HDFC Bank Limited	4.62%
FTIF SICAV - Global Climate Change Fund	533098-IN	NHPC Limited	4.59%
Acatris Aktien Global Fonds UI	FMG-AU	Fortescue Metals Group Ltd	4.57%
Thornburg Global Opportunities Fund	500325-IN	Reliance Industries Limited	4.51%
Touchstone Strategic Trust - Non-US ESG Equity Fund	6758-JP	Sony Group Corporation	4.50%
MainFirst SICAV - Global Equities Fund	2330-TW	Taiwan Semiconductor Manufacturing Co., Lt.	4.49%
St. James's Place Unit Trust - Global	005930-KR	Samsung Electronics Co., Ltd.	4.49%
Thornburg Global Opportunities Fund	005930-KR	Samsung Electronics Co., Ltd.	4.48%
Artisan Global Value Fund	005930-KR	Samsung Electronics Co., Ltd.	4.48%
Morgan Stanley Inv. Fds. - Global Opportunity Fund	500180-IN	HDFC Bank Limited	4.46%
John Hancock Funds II - Global Equity Fund	8316-JP	Sumitomo Mitsui Financial Group, Inc.	4.41%

Asia: Aggregate Stock Holdings Data, Largest Overweight Holdings

Ticker	Stock Name	Vs Benchmark	Average Weight	Funds Invested %	Fund AUM, \$
2330-TW	Taiwan Semiconductor Manufacturing Co., L.	0.35%	1.08%	49.71%	\$13,570.54M
500180-IN	HDFC Bank Limited	0.35%	0.43%	26.18%	\$3,200.72M
1299-HK	AIA Group Limited	0.27%	0.41%	35.00%	\$4,065.87M
6861-JP	Keyence Corporation	0.22%	0.36%	27.06%	\$3,403.96M
6758-JP	Sony Group Corporation	0.10%	0.28%	22.06%	\$2,184.97M
005935-KR	Samsung Electronics Co Ltd Pfd Non-Voting	0.08%	0.13%	9.41%	\$883.25M
BBRI-ID	PT Bank Rakyat Indonesia (Persero) Tbk Clas..	0.08%	0.13%	9.12%	\$649.35M
005-SG	DBS Group Holdings Ltd	0.07%	0.14%	18.53%	\$1,355.49M
9432-JP	Nippon Telegraph and Telephone Corporation	0.06%	0.12%	17.06%	\$1,110.88M
7741-JP	HOYA CORPORATION	0.05%	0.12%	12.94%	\$565.66M

Asia: Top Stock Holdings, \$

Fund Name	Ticker	Stock Name	Value
American Funds New Perspective Fund	2330-TW	Taiwan Semiconductor Manufacturing Co., Lt.	\$3,001M
American Funds Capital World Growth & Income Fund	2330-TW	Taiwan Semiconductor Manufacturing Co., Lt.	\$2,582M
American Funds Capital World Growth & Income Fund	FMG-AU	Fortescue Metals Group Ltd	\$1,557M
American Funds Capital World Growth & Income Fund	8035-JP	Tokyo Electron Ltd.	\$1,304M
American Funds New Perspective Fund	1299-HK	AIA Group Limited	\$988M
American Funds New Perspective Fund	4063-JP	Shin-Etsu Chemical Co Ltd	\$871M
Swedbank Robur Globalfond	2330-TW	Taiwan Semiconductor Manufacturing Co., Lt.	\$823M
American Funds Capital World Growth & Income Fund	6098-JP	Recruit Holdings Co., Ltd.	\$792M
Scottish Mortgage Investment Trust Plc	PDD-US	Pinduoduo, Inc. Sponsored ADR Class A	\$695M
American Funds Capital World Growth & Income Fund	4568-JP	Daiichi Sankyo Company, Limited	\$615M
Morgan Stanley Inv. Fds. - Global Opportunity Fund	500180-IN	HDFC Bank Limited	\$598M
American Funds Capital World Growth & Income Fund	1299-HK	AIA Group Limited	\$597M
American Funds New Perspective Fund	6367-JP	DAIKIN INDUSTRIES, LTD.	\$594M
American Funds Capital World Growth & Income Fund	500247-IN	Kotak Mahindra Bank Limited	\$589M
American Funds New Perspective Fund	9961-HK	Trip Com Group Ltd	\$539M
American Funds Capital World Growth & Income Fund	4502-JP	Takeda Pharmaceutical Co. Ltd.	\$534M
First Eagle Global Fund	2330-TW	Taiwan Semiconductor Manufacturing Co., Lt.	\$520M
DWS Top Dividende	BHP-AU	BHP Group Ltd	\$493M
DWS Top Dividende	9432-JP	Nippon Telegraph and Telephone Corporation	\$465M
First Eagle Global Fund	9735-JP	Secom Co., Ltd.	\$465M
First Eagle Global Fund	6954-JP	Fanuc Corporation	\$451M
American Funds New Perspective Fund	6861-JP	Keyence Corporation	\$441M
First Eagle Global Fund	8725-JP	MS&AD Insurance Group Holdings, Inc.	\$441M
American Funds Capital World Growth & Income Fund	3382-JP	Seven & I Holdings Co., Ltd.	\$434M

Asia: Aggregate Stock Holdings Data, Largest Underweight Holdings

Ticker	Stock Name	Vs Benchmark	Average Weight	Funds Invested %	Fund AUM, \$
7203-JP	Toyota Motor Corp.	-0.27%	0.05%	8.82%	\$505.93M
CBA-AU	Commonwealth Bank of Australia	-0.19%	0.01%	3.82%	\$39.73M
BHP-AU	BHP Group Ltd	-0.17%	0.08%	10.88%	\$1,321.23M
500790-IN	Nestle India Ltd.	-0.14%	0.00%	0.29%	\$17.59M
700-HK	Tencent Holdings Ltd.	-0.14%	0.20%	21.18%	\$1,862.83M
500325-IN	Reliance Industries Limited	-0.11%	0.05%	4.41%	\$902.93M
NAB-AU	National Australia Bank Limited	-0.10%	0.00%	2.35%	\$6.93M
8058-JP	Mitsubishi Corporation	-0.09%	0.01%	5.59%	\$74.56M
WBC-AU	Westpac Banking Corporation	-0.08%	0.00%	2.35%	\$23.78M
ANZ-AU	Australia and New Zealand Banking Group Li.	-0.07%	0.01%	3.53%	\$19.17M

Stock Holdings Activity, Asia

Asia: Aggregate Stock Holdings Changes - Largest Increases in Funds Invested %, 7/31/2023 - 1/31/2024

Ticker	Stock Name	Funds Invested % Δ	Average Weight Δ	Average Wgt vs Benchmark Δ	Fund Flows, \$
500180-IN	HDFC Bank Limited	2.65%	-0.01%	0.01%	\$96.01M
005930-KR	Samsung Electronics Co., Ltd.	2.35%	0.03%	0.05%	\$670.93M
039-SG	Oversea-Chinese Banking Corporation Limit.	1.47%	0.00%	0.00%	\$7.01M
000660-KR	SK hynix Inc.	1.47%	0.01%	0.01%	(\$3.44M)
9502-JP	Chubu Electric Power Company, Incorporated	1.47%	0.00%	0.00%	\$5.65M
9107-JP	Kawasaki Kisen Kaisha, Ltd.	1.47%	0.00%	-0.01%	\$8.15M
2388-HK	BOC Hong Kong (Holdings) Limited	1.47%	0.00%	0.00%	\$4.02M
U96-SG	Sembcorp Industries Ltd.	1.18%	0.00%	0.00%	\$4.36M
PDD-US	Pinduoduo, Inc. Sponsored ADR Class A	1.18%	0.02%	-0.02%	\$96.19M
BBCA-ID	PT Bank Central Asia Tbk	1.18%	0.00%	0.00%	\$127.19M
9022-JP	Central Japan Railway Company	1.18%	0.00%	0.01%	\$4.44M
5929-JP	Sanwa Holdings Corporation	1.18%	0.00%	0.00%	\$1.27M
500124-IN	Dr. Reddy's Laboratories Ltd.	1.18%	0.00%	0.00%	\$1.01M
3933-HK	United Laboratories International Holdings L.	1.18%	0.00%	0.00%	\$2.42M
7751-JP	Canon Inc.	0.88%	0.01%	0.01%	\$17.10M
6178-JP	JAPAN POST HOLDINGS Co., Ltd.	0.88%	0.01%	0.01%	(\$11.61M)
1925-JP	Daiwa House Industry Co., Ltd.	0.88%	0.00%	0.00%	\$5.71M
1211-HK	BYD Company Limited Class H	0.88%	-0.01%	0.01%	\$49.97M
NEM-AU	Newmont Corporation Registered Shs Chess..	0.88%	0.00%	0.00%	\$371.79M
C52-SG	Comfortdelgro Corporation Limited	0.88%	0.00%	0.00%	\$1.47M
9503-JP	Kansai Electric Power Company, Incorporated	0.88%	0.00%	0.00%	\$0.56M
9021-JP	West Japan Railway Company	0.88%	0.00%	0.00%	\$59.56M
857-HK	PetroChina Company Limited Class H	0.88%	0.00%	0.00%	\$14.37M
7182-JP	Japan Post Bank Co., Ltd.	0.88%	0.00%	0.00%	\$7.27M
5401-JP	NIPPON STEEL CORP.	0.88%	0.00%	0.00%	(\$15.19M)

Asia: Largest Fund Level Changes in Stock Weight, %, 7/31/2023 - 1/31/2024

Fund Name	Ticker	Stock Name	New or Close..	Weight Change
First Sentier Investors ICVC - Stewart Inv. Ww. Lea.	500180-IN	HDFC Bank Limited	New	4.62%
Virtus Vontobel Global Opportunities Fund	500180-IN	HDFC Bank Limited	New	4.10%
SVS Aubrey Capital Mgmt. Inv. Funds - Global Con.	543320-IN	Zomato Ltd.	New	4.05%
Liontrust Investment Funds I - Global Innovation Fu.	2330-TW	Taiwan Semiconductor Man..	New	3.31%
Franklin Mutual Ser. Fds. - Beacon Fund	005930-KR	Samsung Electronics Co., Lt.	New	3.09%
AIM Fds. Grp. (IFG) - Invesco Global Core Equity Fund	005930-KR	Samsung Electronics Co., Lt.	New	2.96%
HDFC Bank Limited	500180-IN	HDFC Bank Limited	New	2.81%
FTIF SICAV - Franklin Global Growth Fund	4568-JP	Daiichi Sankyo Company, Li.		2.75%
JOHCM Umbrella Fund Plc - Global Select Fund	6531-TW	AP Memory Technology Cor..	New	2.74%
Delaware Global Equity Fund II	2330-TW	Taiwan Semiconductor Man..	New	2.71%
Delaware Global Equity Fund	2330-TW	Taiwan Semiconductor Man..	New	2.71%
Eaton Vance Richard Bernstein Equity Strategy Fun..	INDA-US	iShares MSCI India ETF	New	2.69%
Liontrust Investment Funds I - Global Innovation Fu.	SE-US	Sea Ltd. (Singapore) Spons..	Close	-2.95%
Eaton Vance Richard Bernstein Equity Strategy Fun..	MCHI-US	iShares MSCI China ETF		-2.96%
First Sentier Investors ICVC - Stewart Inv. Worldwid..	500010-IN	Housing Development Fina..	Close	-3.06%
Redwheel Funds SICAV - Global Horizon Fund	2330-TW	Taiwan Semiconductor Man..	Close	-3.45%
AIM Fds. Grp. (IFG) - Invesco Global Core Equity Fund	1299-HK	AIA Group Limited	Close	-3.46%
Artisan Global Equity Fund	4568-JP	Daiichi Sankyo Company, Li.	Close	-3.49%
Ariel Global Fund	BIDU-US	Baidu Inc Sponsored ADR Cl.		-3.61%
Goldman Sachs Funds III - Global Equity Impact Op..	500010-IN	Housing Development Fina..	Close	-3.67%
Virtus Vontobel Global Opportunities Fund	500010-IN	Housing Development Fina..	Close	-4.07%
First Sentier Investors ICVC - Stewart Inv. Ww. Lea.	500010-IN	Housing Development Fina..	Close	-5.16%
C Worldwide - Global Equities	500010-IN	Housing Development Fina..	Close	-6.39%
C Worldwide - Global Equities Ethical	500010-IN	Housing Development Fina..	Close	-6.46%

Asia: Aggregate Stock Holdings Changes - Largest Decreases in Funds Invested %, 7/31/2023 - 1/31/2024

Ticker	Stock Name	Funds Invested % Δ	Average Weight Δ	Average Wgt vs Benchmark Δ	Fund Flows, \$
500010-IN	Housing Development Finance Corporation L.	-3.53%	-0.10%	-0.10%	(\$432.36M)
9618-HK	JD.com, Inc. Class A	-3.24%	-0.05%	-0.01%	(\$107.53M)
1299-HK	AIA Group Limited	-2.06%	-0.15%	-0.11%	(\$88.05M)
NCM-AU	Newcrest Mining Limited	-2.06%	-0.01%	0.02%	(\$170.31M)
4503-JP	Astellas Pharma Inc.	-1.76%	0.00%	0.01%	\$18.44M
5201-JP	AGC Inc.	-1.76%	0.00%	0.00%	(\$69.81M)
WTC-AU	Wisetech Global Ltd.	-1.76%	0.00%	0.00%	(\$2.83M)
2318-HK	Ping An Insurance (Group) Company of Chin..	-1.76%	-0.05%	-0.02%	(\$165.51M)
4452-JP	Kao Corp.	-1.47%	-0.01%	-0.03%	(\$50.22M)
6367-JP	DAIKIN INDUSTRIES, LTD.	-1.47%	-0.04%	-0.01%	(\$74.43M)
BHP-AU	BHP Group Ltd	-1.47%	-0.01%	0.00%	(\$92.91M)
SE-US	Sea Ltd. (Singapore) Sponsored ADR Class A	-1.47%	-0.01%	0.00%	(\$181.00M)
006400-KR	Samsung SDI Co., Ltd	-1.47%	-0.05%	-0.03%	(\$82.14M)
4204-JP	Sekisui Chemical Co., Ltd.	-1.47%	0.00%	0.00%	(\$6.17M)
3-HK	Hong Kong & China Gas Co. Ltd.	-1.18%	0.00%	0.00%	(\$2.07M)
3092-JP	ZOZO, Inc.	-1.18%	0.00%	0.00%	(\$22.48M)
3690-HK	Meituan Class B	-1.18%	-0.05%	0.04%	(\$11.33M)
4183-JP	Mitsui Chemicals, Inc.	-1.18%	0.00%	0.00%	(\$4.33M)
669-HK	Techtron Industries Co., Ltd.	-1.18%	-0.01%	-0.01%	\$21.34M
6954-JP	Fanuc Corporation	-1.18%	-0.01%	0.03%	\$51.29M
8002-JP	Marubeni Corporation	-1.18%	-0.02%	-0.01%	(\$14.87M)
8802-JP	Mitsubishi Estate Company, Limited	-1.18%	0.00%	0.00%	(\$38.04M)
AZJ-AU	Aurizon Holdings Ltd.	-1.18%	0.00%	0.00%	(\$4.12M)
S32-AU	South32 Ltd.	-1.18%	0.00%	0.00%	(\$0.84M)
8058-JP	Mitsubishi Corporation	-1.18%	0.00%	0.00%	(\$20.51M)

Asia: Largest Fund Level Stock Inflows/Outflows, \$, 7/31/2023 - 1/31/2024

Fund Name	Ticker	Stock Name	New or Close..	Inflow/Outflow
First Eagle Global Fund	NEM-AU	Newmont Corporation Regis..	New	\$356M
American Funds Capital World Growth & Income Fu..	9961-HK	Trip Com Group Ltd		\$225M
American Funds Capital World Growth & Income Fu..	005930-KR	Samsung Electronics Co., Ltd.	New	\$216M
American Funds New Perspective Fund	6702-JP	Fujitsu Limited	New	\$212M
American Funds New Perspective Fund	6762-JP	TDK Corporation	New	\$169M
American Funds New Perspective Fund	9961-HK	Trip Com Group Ltd		\$118M
American Funds Capital World Growth & Income Fu..	532215-IN	Axis Bank Limited		\$103M
American Funds New Perspective Fund	300750-CN	Contemporary Amperex Tec..	New	\$103M
American Funds Capital World Growth & Income Fu..	2454-TW	MediaTek Inc		\$102M
Franklin Mutual Ser. Fds. - Beacon Fund	005930-KR	Samsung Electronics Co., Ltd.	New	\$97M
American Funds Capital World Growth & Income Fu..	BBCA-ID	PT Bank Central Asia Tbk	New	\$96M
Sands Capital Funds Plc - Global Growth Fund	500180-IN	HDFC Bank Limited	New	\$92M
American Funds New Perspective Fund	532174-IN	ICICI Bank Limited		(\$145M)
American Funds Capital World Growth & Income Fu..	7733-JP	Olympus Corp.	Close	(\$146M)
First Eagle Global Fund	NCM-AU	Newcrest Mining Limited	Close	(\$147M)
American Funds Capital World Growth & Income Fu..	WDS-AU	Woodside Energy Group Ltd		(\$152M)
American Funds Capital World Growth & Income Fu..	4684-JP	OBIC Co., Ltd.	Close	(\$156M)
American Funds Capital World Growth & Income Fu..	2308-TW	Delta Electronics, Inc.		(\$159M)
American Funds Capital World Growth & Income Fu..	2330-TW	Taiwan Semiconductor Man..		(\$166M)
American Funds Capital World Growth & Income Fu..	5938-JP	LIXIL Corporation	Close	(\$215M)
American Funds Capital World Growth & Income Fu..	SE-US	Sea Ltd. (Singapore) Spons..	Close	(\$216M)
American Funds New Perspective Fund	6301-JP	Komatsu Ltd.	Close	(\$254M)
American Funds Capital World Growth & Income Fu..	500180-IN	HDFC Bank Limited		(\$276M)
American Funds New Perspective Fund	500325-IN	Reliance Industries Limited	Close	(\$803M)

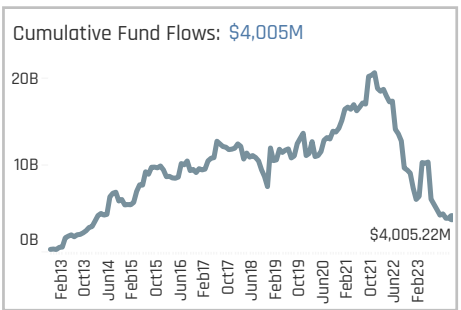
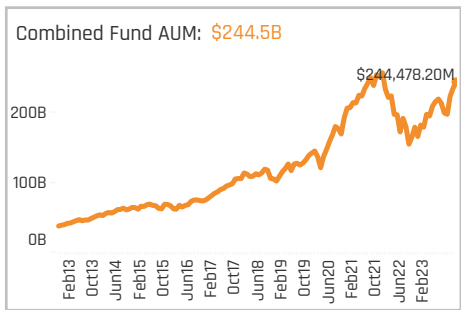
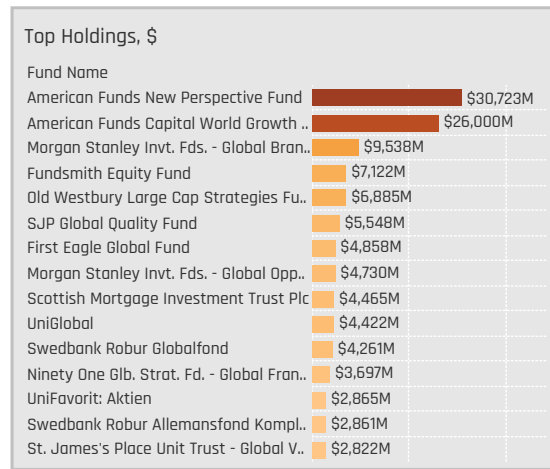
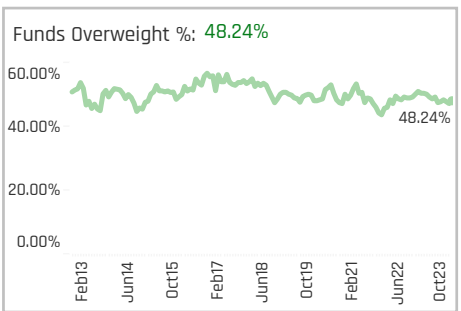
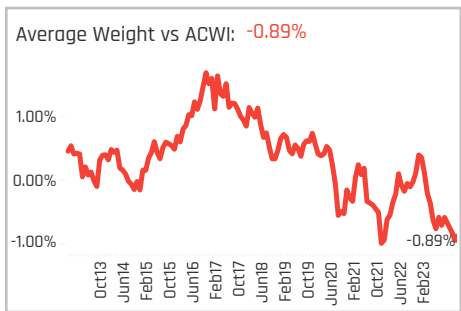
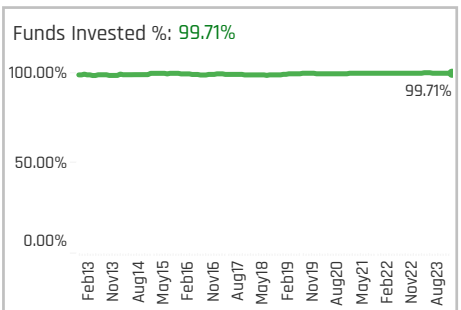
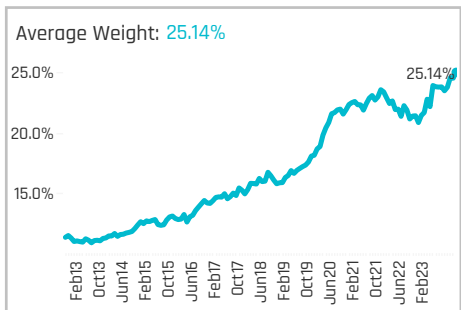
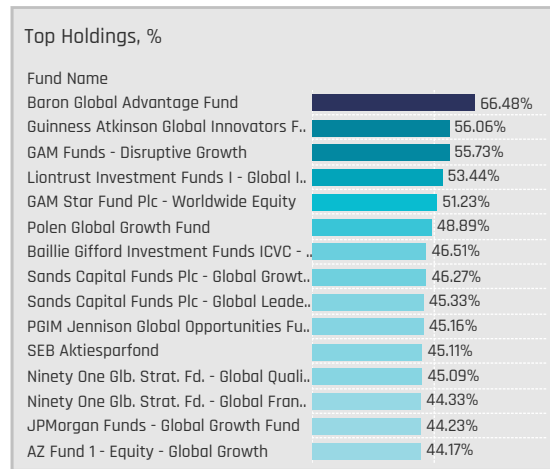
Stock Sentiment Grid, Asia

We combine the latest Asian stock positioning, long-term positioning and short-term fund activity in the 'Sentiment Grid', below. The Y-Axis measures where today's ownership levels in each stock sit relative to the long-term range. We calculate the Z-Score of today's average weight, funds invested % and funds O/W %, relative to all monthly observations in our fund history (going back to 9/30/2012). A figure close to 100% would indicate today's positioning is close to its maximum ever level, a figure close to zero, the lowest. The X-axis provides a measure of short-term fund activity, or 'Momentum', by looking at the changes in average weight, funds invested % and funds o/w % between 7/31/2023 and 1/31/2024, relative to each stock. A figure above 50% means a stock has seen relative increases in ownership, a figure below 50% indicates a relative decrease in positioning. The size of the bubble represents the average weight of each stock.





Sector Profiles



Aggregate Stock Holdings Data, Ranked by Most Widely Held.

Ticker	Stock Name	Funds Invested %	Average Weight	Vs Benchmark	Fund AUM, \$
MSFT-US	Microsoft Corporation	76.47%	3.62%	-0.51%	\$41,104M
2330-TW	Taiwan Semiconductor Manuf..	49.71%	1.08%	0.35%	\$13,571M
V-US	Visa Inc. Class A	45.59%	1.02%	0.36%	\$10,823M
ASML-NL	ASML Holding NV	44.41%	0.94%	0.42%	\$13,525M
NVDA-US	NVIDIA Corporation	43.82%	1.35%	-0.89%	\$13,039M
AAPL-US	Apple Inc.	43.24%	1.35%	-2.90%	\$11,818M
MA-US	Mastercard Incorporated Clas..	41.18%	0.86%	0.29%	\$6,566M
ADBE-US	Adobe Incorporated	34.41%	0.53%	0.12%	\$3,633M
ACN-US	Accenture Plc Class A	30.29%	0.47%	0.13%	\$4,552M
CSCO-US	Cisco Systems, Inc.	29.71%	0.34%	0.04%	\$2,112M
005930-KR	Samsung Electronics Co., Ltd.	28.24%	0.42%	0.03%	\$4,027M
6861-JP	Keyence Corporation	27.06%	0.36%	0.22%	\$3,404M
AVGO-US	Broadcom Inc.	26.76%	0.47%	-0.29%	\$12,802M
CRM-US	Salesforce, Inc.	25.59%	0.37%	-0.04%	\$4,293M
INTU-US	Intuit Inc.	23.82%	0.45%	0.19%	\$2,258M

Top Stock Holdings, %

Fund Name	Ticker	Stock Name	Weight (%)
Mundoval Fund	MA-US	Mastercard Incorporat..	11.74%
Baron Global Advantage Fund	NVDA-US	NVIDIA Corporation	11.33%
Fundsmith Equity Fund	MSFT-US	Microsoft Corporation	10.67%
GAM Funds - Disruptive Growth	MSFT-US	Microsoft Corporation	10.20%
Ninety One Glb. Strat. Fd. - Global Quali..	V-US	Visa Inc. Class A	9.97%
Ninety One Glb. Strat. Fd. - Global Fran..	V-US	Visa Inc. Class A	9.76%
BNY Mellon Worldwide Growth Fund	MSFT-US	Microsoft Corporation	9.73%
Ninety One Glb. Strat. Fd. - Global Quali..	MSFT-US	Microsoft Corporation	9.73%
JPMorgan Funds - Global Growth Fund	MSFT-US	Microsoft Corporation	9.50%
AZ Fund 1 - Equity - Global Growth	MSFT-US	Microsoft Corporation	9.43%
AB SICAV I - Concentrated Global Equit..	MSFT-US	Microsoft Corporation	9.12%
Danske Invest Global Sustainable Futu..	MSFT-US	Microsoft Corporation	9.09%
Brown Advisory Funds Plc - Global Lea..	MSFT-US	Microsoft Corporation	9.08%
AZ Fund 1 - Equity - Global Growth	AAPL-US	Apple Inc.	9.05%
Columbia Select Global Equity Fund	MSFT-US	Microsoft Corporation	9.02%

Aggregate Country Holdings: [Ave Wgt] / [vs ACWI] / [Funds Invested]

Country	Ave Wgt (%)	Vs ACWI (%)	Funds Invested (%)
United States	18.09%	-0.58%	98.53%
Taiwan	1.33%	0.15%	56.76%
Netherlands	1.25%	0.56%	55.00%
Japan	1.16%	0.20%	59.71%
South Korea	0.70%	0.06%	43.53%
Germany	0.57%	0.22%	38.53%
United Kingdom	0.48%	0.25%	33.53%
Canada	0.40%	0.14%	24.41%
France	0.29%	0.12%	27.65%
Switzerland	0.19%	0.06%	21.18%
India	0.10%	-0.16%	9.71%
Sweden	0.10%	0.03%	11.18%
Bermuda	0.10%	0.01%	8.24%
Spain	0.09%	0.04%	10.29%
Israel	0.06%	0.01%	10.00%

Top Country Holdings, %

Fund Name	Country	Weight (%)
Guinness Atkinson Global Innovators F..	United States	50.49%
GAM Funds - Disruptive Growth	United States	49.58%
GAM Star Fund Plc - Worldwide Equity	United States	46.46%
Polen Global Growth Fund	United States	41.79%
AZ Fund 1 - Equity - Global Growth	United States	40.75%
PGIM Jennison Global Opportunities Fu..	United States	39.29%
Liontrust Investment Funds I - Global I..	United States	37.20%
Ninety One Glb. Strat. Fd. - Global Quali..	United States	35.02%
Baron Global Advantage Fund	United States	34.51%
FTIF SICAV - Franklin Global Growth Fu..	United States	34.48%
Ninety One Glb. Strat. Fd. - Global Fran..	United States	34.19%
Erste Responsible Stock Global	United States	33.70%
Allianz Interglobal	United States	33.56%
Threadneedle (Lux) - Global Focus Fund	United States	32.82%
Ninety One Glb. Strat. Fd. - Global Quali..	United States	32.69%

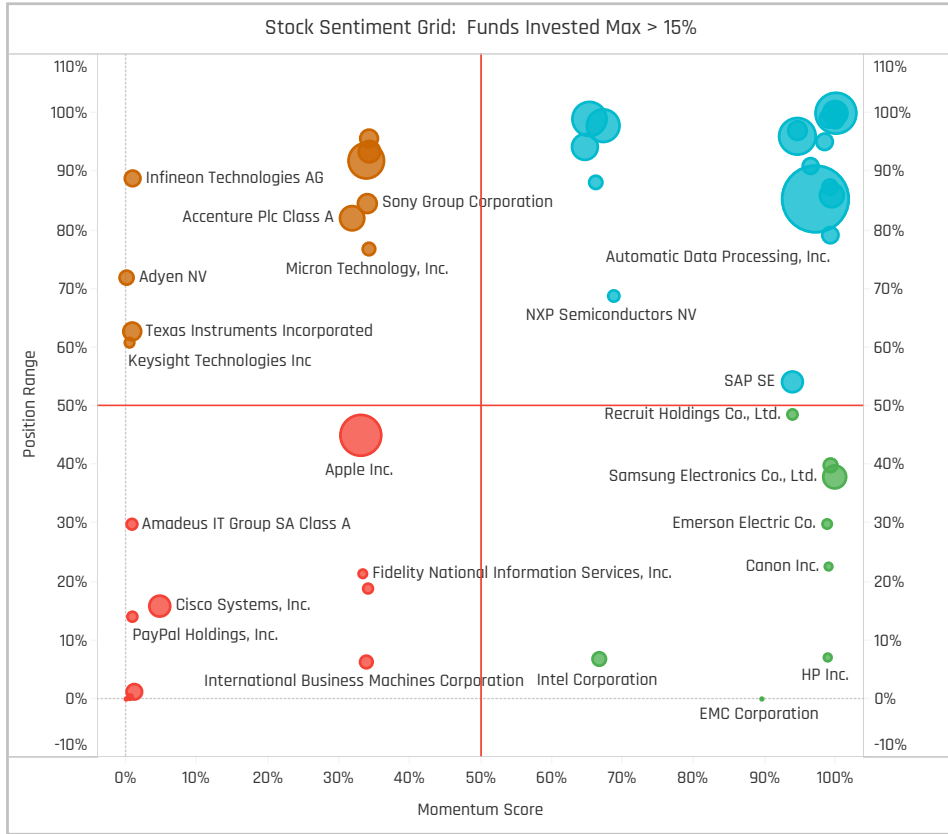
Top Stock Holdings, \$

Fund Name	Ticker	Stock Name	Value (\$)
American Funds New Perspective Fund	MSFT-US	Microsoft Corporation	\$6,595M
American Funds Capital World Growth ..	AVGO-US	Broadcom Inc.	\$5,226M
American Funds Capital World Growth ..	MSFT-US	Microsoft Corporation	\$4,977M
American Funds New Perspective Fund	AVGO-US	Broadcom Inc.	\$3,542M
Fundsmith Equity Fund	MSFT-US	Microsoft Corporation	\$3,373M
American Funds New Perspective Fund	ASML-NL	ASML Holding NV	\$3,131M
American Funds New Perspective Fund	2330-TW	Taiwan Semiconductor ..	\$3,001M
American Funds Capital World Growth ..	2330-TW	Taiwan Semiconductor ..	\$2,582M
American Funds Capital World Growth ..	ASML-NL	ASML Holding NV	\$2,032M
Morgan Stanley Inv. Fds. - Global Bran..	MSFT-US	Microsoft Corporation	\$1,943M
American Funds New Perspective Fund	NVDA-US	NVIDIA Corporation	\$1,613M
Morgan Stanley Inv. Fds. - Global Bran..	SAP-DE	SAP SE	\$1,574M
First Eagle Global Fund	ORCL-US	Oracle Corporation	\$1,497M
Morgan Stanley Inv. Fds. - Global Bran..	ACN-US	Accenture Plc Class A	\$1,476M
Fundsmith Equity Fund	V-US	Visa Inc. Class A	\$1,424M

Largest Changes in Fund Weight, %

Fund Name	New or C..	Change
Delaware Global Equity Fund II		4.04%
Delaware Global Equity Fund		3.99%
Liontrust Investment Funds I - G..		11.35%
Baillie Gifford Investment Funds..		9.47%
JOHCM Umbrella Fund Plc - Glob..		8.92%
Alger Global Focus Fund		7.83%
Sarasin Funds ICVC - Thematic ..		7.57%
Franklin Mutual Ser. Fds. - Ques..		-4.39%
Artemis SmartGARP Global Equi..		-4.53%
FP WHEB Asset Mgmt. Fds. - Su..		-4.63%
Fidelity Inv. Trust - Worldwide F..		-5.91%
Fidelity Advisor Global Capital A..		-8.11%
Redwheel Funds SICAV - Global ..		-13.22%
Virtus NFJ Global Sustainability ..		-16.62%

Ave Wgt Δ	Funds Invested Δ	Fund Flows, \$	Av Wgt vs ACWI Δ	Funds O/W % Δ
1.23%	0.00%	(\$1,524M)	-0.33%	-1.18%



Aggregate Stock Holdings Changes

Ticker	Stock Name	Funds Invested % Δ	Average Weight Δ	Fund Flows, \$
VLTO-US	Verato Corporation	7.35%	0.03%	\$338M
NVDA-US	NVIDIA Corporation	6.47%	0.39%	\$1,118M
AVGO-US	Broadcom Inc.	3.24%	0.12%	\$255M
SNPS-US	Synopsys, Inc.	2.94%	0.05%	\$80M
SMCI-US	Super Micro Computer, Inc.	2.65%	0.01%	\$22M
TEL-US	TE Connectivity Ltd.	2.35%	0.00%	\$25M
DELL-US	Dell Technologies, Inc. Class C	2.35%	0.03%	(\$30M)
KEYS-US	KeySight Technologies Inc	-1.76%	-0.02%	(\$60M)
SGE-GB	Sage Group plc	-2.05%	0.00%	(\$55M)
ERIC.B-SE	Telefonaktiebolaget LM Ericss..	-2.06%	-0.01%	\$19M
ACN-US	Accenture Plc Class A	-2.06%	0.00%	(\$338M)
ADYEN-NL	Adyen NV	-3.24%	-0.07%	\$72M
ATVI-US	Activision Blizzard, Inc.	-7.06%	-0.09%	(\$541M)
VMW-US	VMware, Inc. Class A	-8.82%	-0.09%	(\$1,183M)

Largest Fund Flows, \$

Fund Name	New or Cl..	Flow
American Funds New Perspecti..		\$1,312M
JPMorgan Investment Funds - ..		\$369M
JPMorgan Funds - Global Focus..		\$369M
JPMorgan Investment Funds - ..		\$197M
St. James's Place International..		\$176M
American Funds Global Insight ..		\$153M
Handelsbanken Global Tema		\$128M
PGIM Jennison Global Opportun..		(\$145M)
Templeton Growth Fund Inc.		(\$179M)
Franklin Mutual Ser. Fds. - Glob..		(\$214M)
FTIF SICAV - Growth (Euro) Fund		(\$237M)
Swedbank Robur Globalfond		(\$244M)
Dodge & Cox Global Stock Fund		(\$434M)
American Funds Capital World ..		(\$648M)

Largest Fund Level Changes in Stock Weight, %

Fund Name	Stock Name	New ..	Change
Columbia Threadneedle (UK) ICVC ..	Microsoft Corporation	New	7.59%
American Century Focused Global ..	NVIDIA Corporation	New	5.26%
Delaware Global Equity Fund II	Microsoft Corporation	New	5.06%
Delaware Global Equity Fund	Microsoft Corporation	New	5.04%
Virtus NFJ Global Sustainability Fu..	Autodesk, Inc.	New	4.37%
Aviva Investors SICAV - Global Equ..	Automatic Data Processi..	New	4.08%
SVS Aubrey Capital Mgmt. Inv. Fu..	Zomato Ltd.	New	4.05%
Franklin Mutual Ser. Fds. - Quest F..	Activision Blizzard, Inc.	Close	-4.35%
Swedbank Robur Globalfond	VMware, Inc. Class A	Close	-5.16%
Redwheel Funds SICAV - Global Ha..	Microsoft Corporation	Close	-5.27%
AIM Fds. Grp. (IFG) - Invesco Globa..	Temenos AG	Close	-5.30%
Carmignac Investissement	Oracle Corporation	Close	-5.32%
AIM Fds. Grp. (IFG) - Invesco Globa..	SAP SE	Close	-5.35%
AIM Fds. Grp. (IFG) - Invesco Globa..	Visa Inc. Class A	Close	-5.38%

Country Holding Changes: [Funds Invested Δ] / [Ave Wgt Δ] // Fund Flows, \$

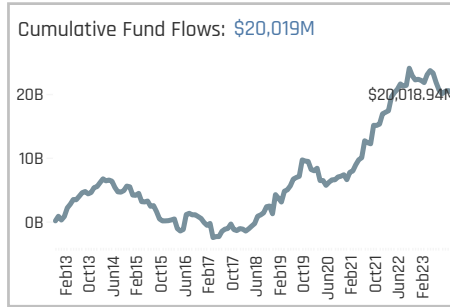
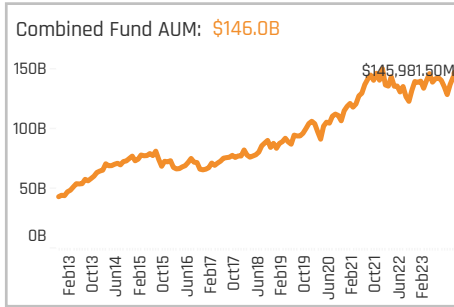
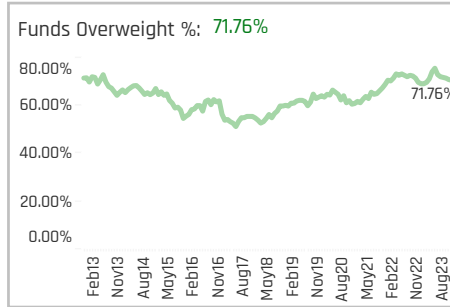
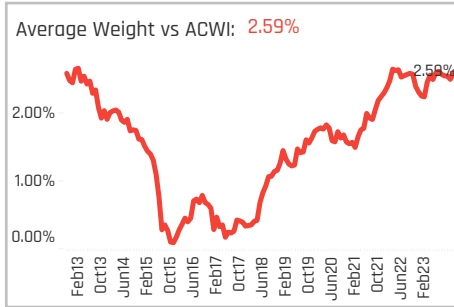
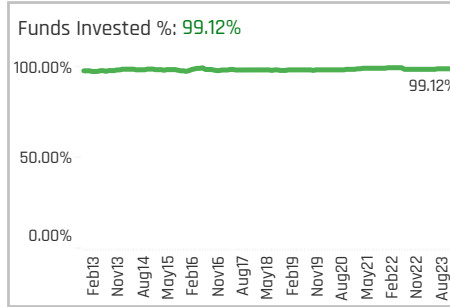
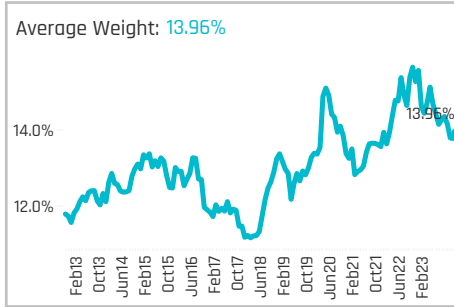
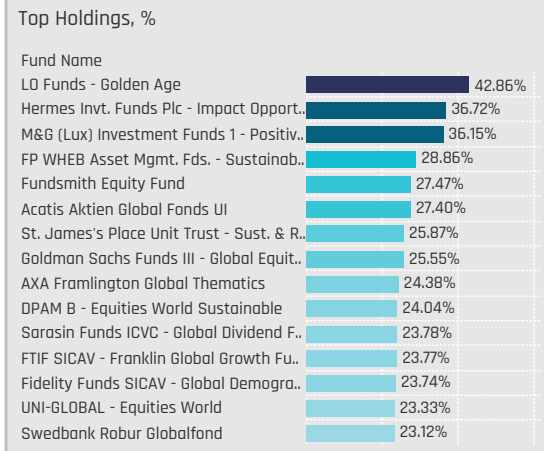
Country	Change	Flow
Switzerland	1.47%	(\$254M)
Cayman Islands	1.47%	\$106M
South Korea	0.59%	\$575M
Germany	0.59%	(\$114M)
India	0.59%	(\$86M)
Vietnam	0.29%	\$2M
Uruguay	0.29%	\$8M
Bermuda	-1.47%	(\$154M)
Australia	-1.47%	\$23M
Canada	-1.76%	\$278M
Israel	-2.35%	\$10M
Finland	-2.35%	\$19M
China & HK	-2.35%	(\$99M)
Sweden	-3.24%	(\$67M)

Largest Changes in Fund Country Weight, %

Fund Name	New o..	Country	Change
Delaware Global Equity Fund II		United States	17.58%
Delaware Global Equity Fund		United States	17.56%
Liontrust Investment Funds I - Glob..		United States	8.46%
Robeco Capital Gr. Fds. - QI Global M..		United States	6.80%
GAM Star Fund Plc - Worldwide Equi..		United States	6.75%
Handelsbanken Global Tema		United States	6.63%
Alger Global Focus Fund		United States	6.51%
SEB Fund 1 - Global Climate Opportu..		Taiwan	-4.42%
AIM Fds. Grp. (IFG) - Invesco Global C.. Close		Switzerland	-5.30%
AIM Fds. Grp. (IFG) - Invesco Global C.. Close		Germany	-5.35%
Fidelity Advisor Global Capital Appr..		United States	-5.69%
Redwheel Funds SICAV - Global Hori..		United States	-6.38%
Fidelity Inv. Trust - Worldwide Fund		United States	-6.69%
Virtus NFJ Global Sustainability Fund		United States	-19.32%

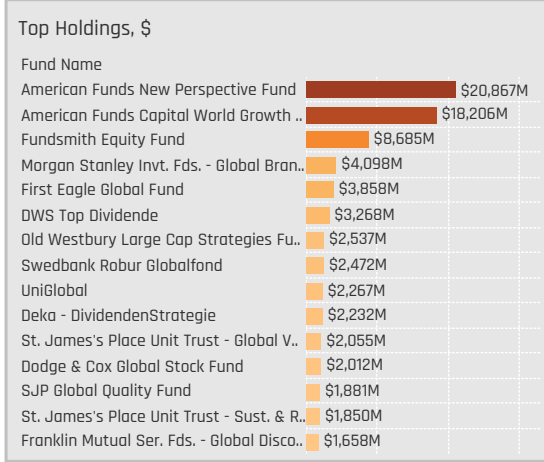
Largest Fund Level Stock Inflows/Outflows, \$

Fund Name	Stock Name	New..	Flow
American Funds New Perspective F..	NVIDIA Corporation		\$737M
American Funds New Perspective F..	Broadcom Inc.		\$324M
American Funds Capital World Gro..	Texas Instruments Incorp..		\$310M
American Funds Capital World Gro..	Microsoft Corporation		\$302M
American Funds New Perspective F..	Shopify, Inc. Class A		\$226M
Fidelity Funds SICAV - Global Divid..	Paychex, Inc.	New	\$222M
American Funds Capital World Gro..	Samsung Electronics Co.,...	New	\$216M
DWS Top Dividende	Broadcom Inc.		(\$225M)
Scottish Mortgage Investment Trus..	ASML Holding NV		(\$239M)
American Funds Capital World Gro..	ASML Holding NV		(\$248M)
Dodge & Cox Global Stock Fund	VMware, Inc. Class A	Close	(\$280M)
American Funds Capital World Gro..	Micron Technology, Inc.		(\$345M)
American Funds Capital World Gro..	Logitech International S.A.	Close	(\$365M)
Swedbank Robur Globalfond	VMware, Inc. Class A	Close	(\$476M)



Aggregate Stock Holdings Data, Ranked by Most Widely Held.

Ticker	Stock Name	Funds Invested %	Average Weight	Vs Benchmark	Fund AUM, \$
UNH-US	UnitedHealth Group In corpora..	48.82%	0.84%	0.14%	\$8,102M
NOVO.B-DK	Novo Nordisk A/S Class B	44.71%	1.04%	0.51%	\$14,595M
TMO-US	Thermo Fisher Scientific Inc.	35.59%	0.59%	0.28%	\$5,864M
LLY-US	Eli Lilly and Company	34.12%	0.58%	-0.18%	\$8,507M
ROG-CH	Roche Holding Ltd Dividend Ri..	33.53%	0.40%	0.11%	\$3,630M
MRK-US	Merck & Co., Inc.	33.53%	0.44%	0.00%	\$3,025M
AZN-GB	AstraZeneca PLC	32.06%	0.43%	0.13%	\$6,375M
ABBV-US	AbbVie, Inc.	30.59%	0.34%	-0.09%	\$2,659M
JNJ-US	Johnson & Johnson	28.53%	0.35%	-0.21%	\$2,936M
SAN-FR	Sanofi	28.24%	0.29%	0.12%	\$3,724M
NOVN-CH	Novartis AG	27.06%	0.35%	0.03%	\$3,213M
ELV-US	Elevance Health, Inc.	26.47%	0.35%	0.17%	\$3,214M
DHR-US	Danaher Corporation	25.59%	0.32%	0.09%	\$3,638M
GILD-US	Gilead Sciences, Inc.	24.41%	0.21%	0.06%	\$2,000M
VRTX-US	Vertex Pharmaceuticals Incor..	22.35%	0.21%	0.04%	\$3,769M



Top Stock Holdings, %

Fund Name	Ticker	Stock Name	Weight (%)
Fundsmith Equity Fund	NOVO.B-DK	Novo Nordisk A/S Clas..	10.54%
GuardCap UCITS Funds Plc - Global Equ..	NOVO.B-DK	Novo Nordisk A/S Clas..	9.09%
C Worldwide - Global Equities	NOVO.B-DK	Novo Nordisk A/S Clas..	8.95%
C Worldwide - Global Equities Ethical	NOVO.B-DK	Novo Nordisk A/S Clas..	8.82%
Mundoval Fund	NOVO.B-DK	Novo Nordisk A/S Clas..	8.57%
M&G (Lux) Investment Funds 1 - Positiv..	NOVO.B-DK	Novo Nordisk A/S Clas..	8.50%
GuardCap UCITS Funds Plc - Global Equ..	EL-FR	EssilorLuxottica SA	7.09%
Swedbank Robur Globalfond	CNC-US	Centene Corporation	7.08%
Comgest Growth Plc - Growth Global Fl..	LLY-US	Eli Lilly and Company	6.88%
Comgest Monde	LLY-US	Eli Lilly and Company	6.87%
Carmignac Investissement	LLY-US	Eli Lilly and Company	6.43%
Alger Global Focus Fund	LLY-US	Eli Lilly and Company	6.33%
Hermes Inv. Funds Plc - Impact Opport..	NOVO.B-DK	Novo Nordisk A/S Clas..	6.17%
Ninety One Glob. Strat. Fd. - Global Valu..	MCK-US	McKesson Corporation	5.93%
Baring Global Umbrella Fund - Global L..	UNH-US	UnitedHealth Group In..	5.81%

Aggregate Country Holdings: [Ave Wgt] / [vs ACWI] / [Funds Invested]

Country	Ave Wgt (%)	Vs ACWI	Funds Invested (%)
United States	8.70%		97.35%
Denmark	1.22%	0.63%	51.47%
Switzerland	1.21%	0.36%	64.12%
United Kingdom	0.83%	0.32%	51.76%
France	0.57%	0.30%	43.24%
Germany	0.50%	0.13%	40.59%
Japan	0.37%	-0.09%	37.65%
Australia	0.16%	-0.01%	17.35%
Netherlands	0.12%	0.05%	12.94%
China & HK	0.05%	-0.07%	13.24%
Italy	0.03%	0.01%	6.76%
India	0.03%	-0.04%	4.12%
Belgium	0.03%	0.00%	5.59%
New Zealand	0.02%	0.00%	3.82%
Ireland	0.02%	0.01%	5.00%

Top Country Holdings, %

Fund Name	Country	Weight (%)
LO Funds - Golden Age	United States	30.67%
Goldman Sachs Funds III - Global Equit..	United States	25.55%
M&G (Lux) Investment Funds 1 - Positiv..	United States	22.20%
Swedbank Robur Globalfond	United States	19.92%
DPAM B - Equities World Sustainable	United States	17.83%
Baillie Gifford Investment Funds ICVC - ..	United States	17.41%
Nordea Invest Globale UdbytteAktier	United States	17.25%
AXA Framlington Global Thematics	United States	16.88%
Deka - Globale Aktien LowRisk	United States	16.76%
Morgan Stanley Inv. Fds. - Global Quali..	United States	16.75%
Aviva Investors SICAV - Global Equity E..	United States	16.74%
Fidelity Funds SICAV - Global Demogra..	United States	16.52%
Morgan Stanley Inv. Fds. - Global Bran..	United States	16.18%
Liontrust Sustainable Future ICVC - Glo..	United States	16.16%
Fidelity Inv. Funds - Global Focus Fund	United States	15.76%

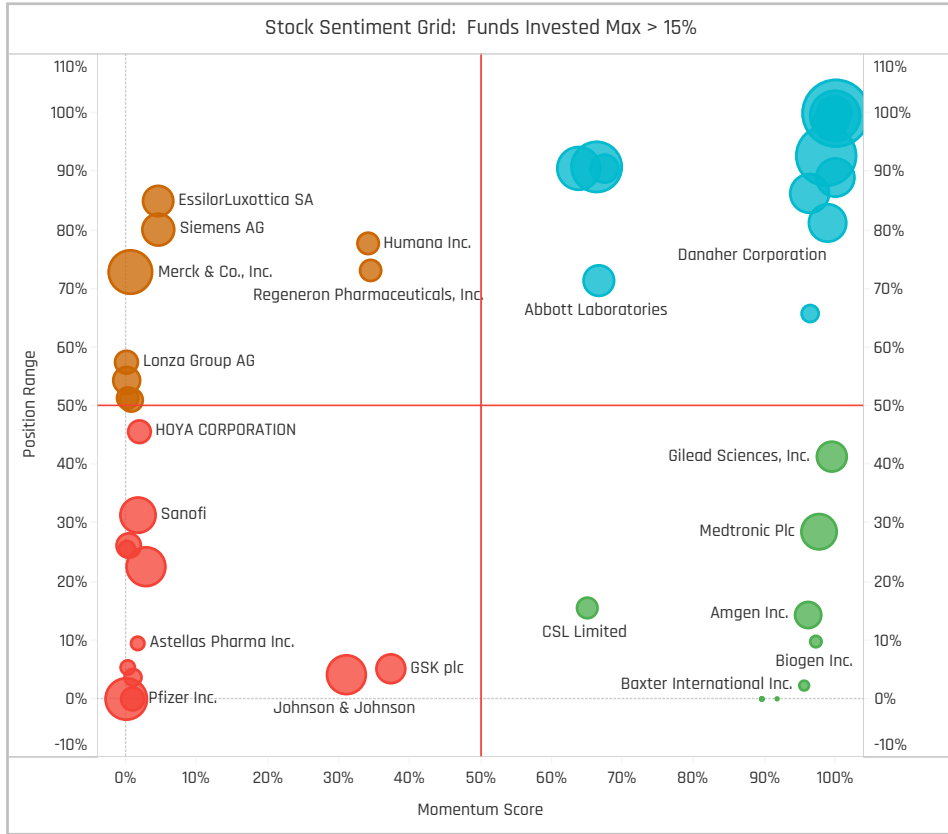
Top Stock Holdings, \$

Fund Name	Ticker	Stock Name	Value (\$)
American Funds New Perspective Fund	NOVO.B-DK	Novo Nordisk A/S Class B	\$4,510M
Fundsmith Equity Fund	NOVO.B-DK	Novo Nordisk A/S Class B	\$3,334M
American Funds New Perspective Fund	LLY-US	Eli Lilly and Company	\$2,471M
American Funds Capital World Growth ..	UNH-US	UnitedHealth Group Inco..	\$2,233M
American Funds Capital World Growth ..	LLY-US	Eli Lilly and Company	\$2,025M
American Funds Capital World Growth ..	ABT-US	Abbott Laboratories	\$1,810M
American Funds New Perspective Fund	AZN-GB	AstraZeneca PLC	\$1,776M
Fundsmith Equity Fund	SYK-US	Stryker Corporation	\$1,681M
American Funds Capital World Growth ..	NOVO.B-DK	Novo Nordisk A/S Class B	\$1,564M
Fundsmith Equity Fund	IDXX-US	IDEXX Laboratories, Inc.	\$1,418M
American Funds New Perspective Fund	VRTX-US	Vertex Pharmaceuticals ..	\$1,391M
American Funds Capital World Growth ..	VRTX-US	Vertex Pharmaceuticals ..	\$1,108M
Fundsmith Equity Fund	WAT-US	Waters Corporation	\$1,070M
Morgan Stanley Inv. Fds. - Global Bran..	TMO-US	Thermo Fisher Scientific ..	\$1,034M
American Funds New Perspective Fund	ZTS-US	Zoetis, Inc. Class A	\$1,012M

Largest Changes in Fund Weight, %

Fund Name	New or C..	Change
DWS Concept DJE Globale Aktien		5.47%
T Rowe Price Global Stock Fund		5.19%
DWS SDG Global Equities		4.73%
Aberdeen Standard SICAV I - Gl..		4.66%
abrdn Global Sust. and Resp. Inv..		4.54%
LO Funds - Golden Age		4.53%
BlackRock Global Funds - Syste..		4.19%
Templeton Growth Fund Inc.		-5.00%
Steward Global Equity Income F..		-5.33%
Franklin Mutual Ser. Fds. - Ques..		-6.48%
Delaware Global Equity Fund		-7.07%
Delaware Global Equity Fund II		-7.13%
Artisan Global Equity Fund		-7.28%
FTIF SICAV - Growth (Euro) Fund		-7.54%

Ave Wgt Δ	Funds Invested Δ	Fund Flows, \$	Av Wgt vs ACWI Δ	Funds O/W % Δ
-0.22%	0.00%	(\$854M)	-0.02%	-0.29%



Aggregate Stock Holdings Changes

Ticker	Stock Name	Funds Invested % Δ	Average Weight Δ	Fund Flows, \$
NOVO.B-DK	Novo Nordisk A/S Class B	3.82%	0.28%	\$451M
SDZ-CH	Sandoz Group Ltd	3.82%	0.00%	\$47M
LLY-US	Eli Lilly and Company	3.53%	0.15%	(\$423M)
EXAS-US	Exact Sciences Corporation	2.94%	0.01%	\$19M
ABBV-US	AbbVie, Inc.	2.65%	0.03%	(\$13M)
VRTX-US	Vertex Pharmaceuticals Incorp..	2.06%	0.04%	\$211M
MCK-US	McKesson Corporation	1.76%	0.04%	\$16M
A-US	Agilent Technologies, Inc.	-2.35%	-0.02%	(\$86M)
ILMN-US	Illumina, Inc.	-2.35%	-0.05%	(\$188M)
MRK-US	Merck & Co., Inc.	-2.35%	-0.01%	(\$52M)
BMJ-US	Bristol-Myers Squibb Company	-2.65%	-0.06%	(\$194M)
HZNP-US	Horizon Therapeutics Public Li..	-3.24%	-0.02%	(\$207M)
ROG-CH	Roche Holding Ltd Dividend Ri..	-4.12%	-0.13%	(\$239M)
LDNN-CH	Lonza Group AG	-5.00%	-0.06%	(\$85M)

Largest Fund Flows, \$

Fund Name	New or Cl..	Flow
St. James's Place Unit Trust - S..		\$276M
T Rowe Price Global Stock Fund		\$261M
BlackRock Global Funds - Syste..		\$233M
First Eagle Global Fund		\$220M
Dodge & Cox Global Stock Fund		\$178M
JPMorgan Funds - Global Focus..		\$176M
Swedbank Robur Globalfond		\$168M
Carmignac Investissement		(\$119M)
Scottish Mortgage Investment ..		(\$120M)
DWS Top Dividende		(\$161M)
Franklin Mutual Ser. Fds. - Glob..		(\$215M)
Templeton Growth Fund Inc.		(\$283M)
American Funds New Perspecti..		(\$324M)
FTIF SICAV - Growth (Euro) Fund		(\$448M)

Largest Fund Level Changes in Stock Weight, %

Fund Name	Stock Name	New ..	Change
Ariel Global Fund	DaVita Inc.	New	4.38%
abrdn Global Sust. and Resp. Inves..	Eli Lilly and Company	New	3.75%
Aberdeen Standard SICAV I - Glob..	Eli Lilly and Company	New	3.75%
Carmignac Investissement	Eli Lilly and Company		3.52%
DWS SDG Global Equities	Medtronic Plc		3.49%
Guinness Atkinson Global Innovato..	Novo Nordisk A/S Class B	New	3.15%
Sanlam Universal Fds. Plc - Global ..	Edwards Lifesciences Cor..	New	3.08%
Franklin Mutual Ser. Fds. - Quest F..	Horizon Therapeutics Pub..	Close	-3.42%
Artisan Global Equity Fund	Daiichi Sankyo Company...	Close	-3.49%
RBC Global Opportunities Fund	Roche Holding Ltd Divide..	Close	-3.53%
Ariel Global Fund	Roche Holding Ltd Divide..		-3.62%
Delaware Global Equity Fund	Smith & Nephew plc	Close	-3.67%
Delaware Global Equity Fund II	Smith & Nephew plc	Close	-3.69%
Virtus NFJ Global Sustainability Fu..	Sartorius AG	Close	-4.76%

Country Holding Changes: [Funds Invested Δ] / [Ave Wgt Δ] // Fund Flows, \$

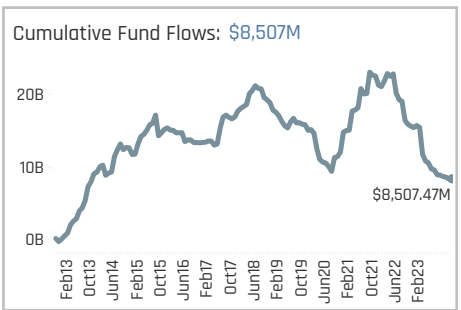
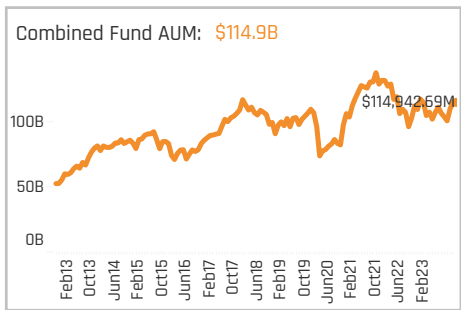
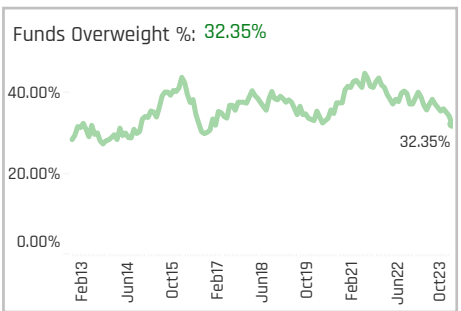
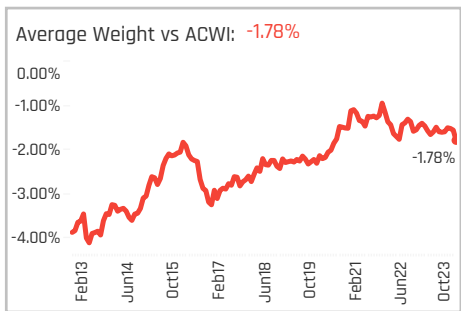
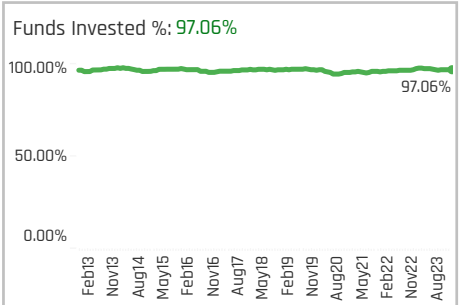
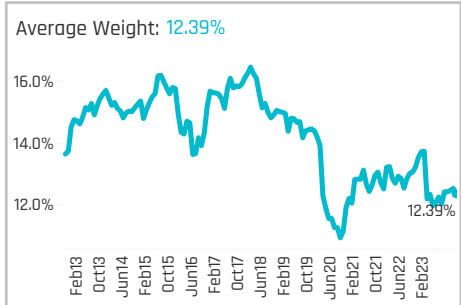
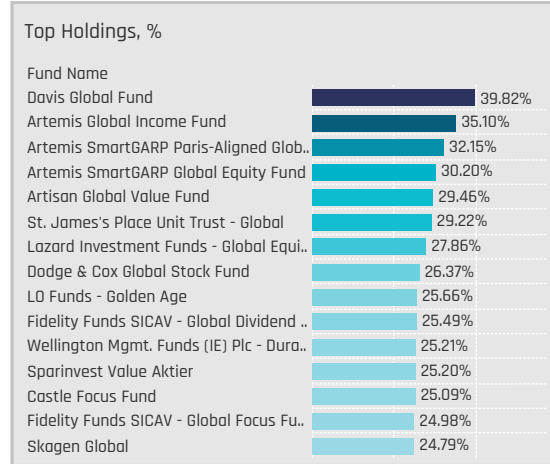
Country	Funds Invested Δ	Ave Wgt Δ	Fund Flows, \$
Denmark	3.82%	0.28%	\$566M
Ireland	1.18%	0.01%	\$22M
India	1.18%	0.01%	(\$8M)
China & HK	1.18%	-0.02%	\$25M
Jordan	0.88%	0.00%	\$31M
Hungary	0.59%	0.00%	\$1M
New Zealand	0.29%	0.00%	(\$7M)
France	-0.88%	-0.03%	(\$29M)
Sweden	-0.88%	0.00%	\$0M
Netherlands	-1.47%	-0.03%	\$25M
Israel	-1.47%	-0.01%	(\$1M)
Japan	-2.06%	-0.03%	(\$333M)
Germany	-2.65%	-0.10%	(\$24M)
Switzerland	-4.71%	-0.21%	(\$337M)

Largest Changes in Fund Country Weight, %

Fund Name	New o..	Country	Change
T Rowe Price Global Stock Fund		United States	4.77%
Aberdeen Standard SICAV I - Global ..		United States	4.18%
abrdn Global Sust. and Resp. Invest..		United States	4.07%
LO Funds - Golden Age		United States	3.87%
JOHCM Umbrella Fund Plc - Global S..		Denmark	3.59%
M&G (Lux) Investment Funds 1 - Pos..		Denmark	3.44%
DWS SDG Global Equities		United States	3.31%
Hermes Invt. Funds Plc - Impact Opp..		United States	-3.92%
Ariel Global Fund		Switzerland	-4.10%
Virtus NFJ Global Sustainability Fund Close		Germany	-4.76%
FTIF SICAV - Growth (Euro) Fund		United States	-5.15%
Steward Global Equity Income Fund		United States	-5.33%
JOHCM Umbrella Fund Plc - Global S..		United States	-6.12%
Franklin Mutual Ser. Fds. - Quest Fu..		United States	-6.17%

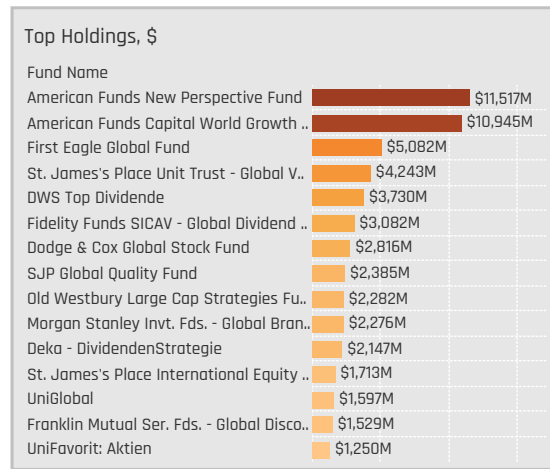
Largest Fund Level Stock Inflows/Outflows, \$

Fund Name	Stock Name	New..	Flow
American Funds Capital World Gro..	Molina Healthcare, Inc.		\$273M
American Funds Capital World Gro..	Novo Nordisk A/S Class B		\$235M
First Eagle Global Fund	Medtronic Plc		\$220M
American Funds New Perspective F..	AstraZeneca PLC		\$212M
American Funds Capital World Gro..	Vertex Pharmaceuticals I..		\$205M
American Funds Capital World Gro..	argenx SE ADR	New	\$180M
St. James's Place International Eq..	Gilead Sciences, Inc.	New	\$153M
Franklin Mutual Ser. Fds. - Global Di..	Eli Lilly and Company	Close	(\$157M)
St. James's Place International Eq..	UnitedHealth Group Incor..		(\$172M)
American Funds Capital World Gro..	Amgen Inc.	Close	(\$172M)
American Funds Capital World Gro..	GE Healthcare Technologi..		(\$186M)
American Funds New Perspective F..	Edwards Lifesciences Cor..		(\$215M)
American Funds Capital World Gro..	Siemens Healthineers AG		(\$225M)
American Funds New Perspective F..	Seagen, Inc.	Close	(\$504M)



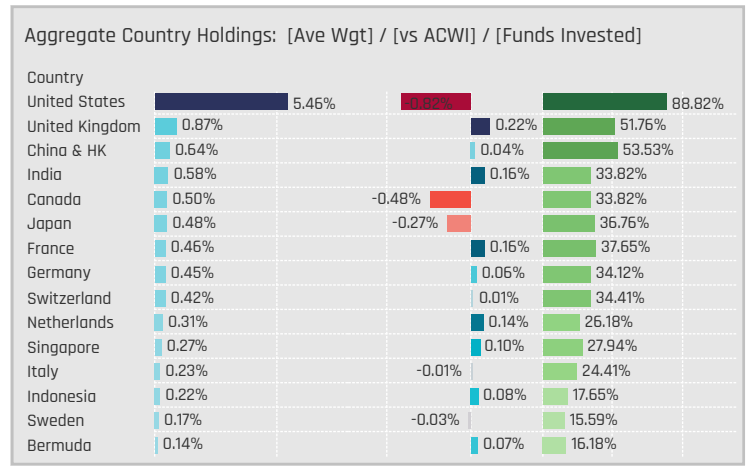
Aggregate Stock Holdings Data, Ranked by Most Widely Held.

Ticker	Stock Name	Funds Invested %	Average Weight	Vs Benchmark	Fund AUM, \$
1299-HK	AIA Group Limited	35.00%	0.41%	0.27%	\$4,066M
JPM-US	JPMorgan Chase & Co.	30.59%	0.47%	-0.28%	\$6,276M
500180-IN	HDFC Bank Limited	26.18%	0.43%	0.35%	\$3,201M
SPGI-US	S&P Global, Inc.	22.06%	0.35%	0.13%	\$2,849M
BNP-FR	BNP Paribas S.A. Class A	18.82%	0.18%	0.07%	\$1,842M
MMC-US	Marsh & McLennan Companie..	18.53%	0.19%	0.06%	\$1,369M
D05-SG	DBS Group Holdings Ltd	18.53%	0.14%	0.07%	\$1,355M
WFC-US	Wells Fargo & Company	17.35%	0.21%	-0.07%	\$1,978M
CS-FR	AXA SA	17.35%	0.16%	0.07%	\$2,049M
CME-US	CME Group Inc. Class A	17.35%	0.25%	0.15%	\$2,407M
INGA-NL	ING Groep NV	16.18%	0.14%	0.05%	\$1,724M
ALV-DE	Allianz SE	15.59%	0.14%	-0.01%	\$1,754M
SCHW-US	Charles Schwab Corp	15.29%	0.19%	0.06%	\$1,760M
CB-US	Chubb Limited	15.29%	0.11%	-0.05%	\$1,819M
BAC-US	Bank of America Corp	15.29%	0.15%	-0.21%	\$1,596M



Top Stock Holdings, %

Fund Name	Ticker	Stock Name	Percentage
Castle Focus Fund	BRK.B-US	Berkshire Hathaway I..	10.95%
Davis Global Fund	DANSKE-DK	Danske Bank A/S	8.81%
Longleaf Partners Global Fund	EXOR-NL	EXOR N.V.	6.91%
GuardCap UCITS Funds Plc - Global Equ..	CME-US	CME Group Inc. Class A	6.75%
Castle Focus Fund	L-US	Loews Corporation	6.74%
Value Square Fund - Equity World	BRK.B-US	Berkshire Hathaway I..	6.52%
Davis Global Fund	COF-US	Capital One Financial ..	6.24%
Scharf Global Opportunity Fund	BN-CA	Brookfield Corporation	6.06%
Artisan Global Equity Fund	UBSG-CH	UBS Group AG	5.97%
Davis Global Fund	WFC-US	Wells Fargo & Compa..	5.92%
Wellington Mgmt. Funds (IE) Plc - Dura..	IFC-CA	Intact Financial Corpo..	5.87%
Invesco Global Inv. Ser. - Global Equit..	III-GB	3i Group plc	5.61%
Sanlam Universal Fds. Plc - Global High..	LSEG-GB	London Stock Exchan..	5.45%
Longleaf Partners Global Fund	AMG-US	Affiliated Managers Gr..	5.28%
M&G (Lux) Investment Funds 1 - Positiv..	BGE0-GB	Bank of Georgia Group..	5.22%



Top Country Holdings, %

Fund Name	Country	Percentage
Skagen Global	United States	24.79%
Artisan Global Value Fund	United States	22.21%
St. James's Place Unit Trust - Global	United States	21.70%
Castle Focus Fund	United States	21.55%
Fidelity Funds SICAV - Global Focus Fu..	United States	17.59%
Fidelity Series Intrinsic Opportunities F..	United States	16.70%
Davis Global Fund	United States	15.43%
Sparinvest Value Aktier	United States	14.93%
Polaris Global Value Fund	United States	14.65%
Aviva Investors SICAV - Global Equity E..	United States	14.54%
BNP Paribas Funds - Sustainable Globa..	Canada	14.19%
AIM Fds. Grp. (IFG) - Invesco Global Car..	United States	13.88%
PineBridge Global Funds - Global Focus..	United States	13.86%
Flossbach von Storch - Global Quality	United States	13.75%
CapitalatWork Foyer Umbrella - Contra..	United States	13.51%

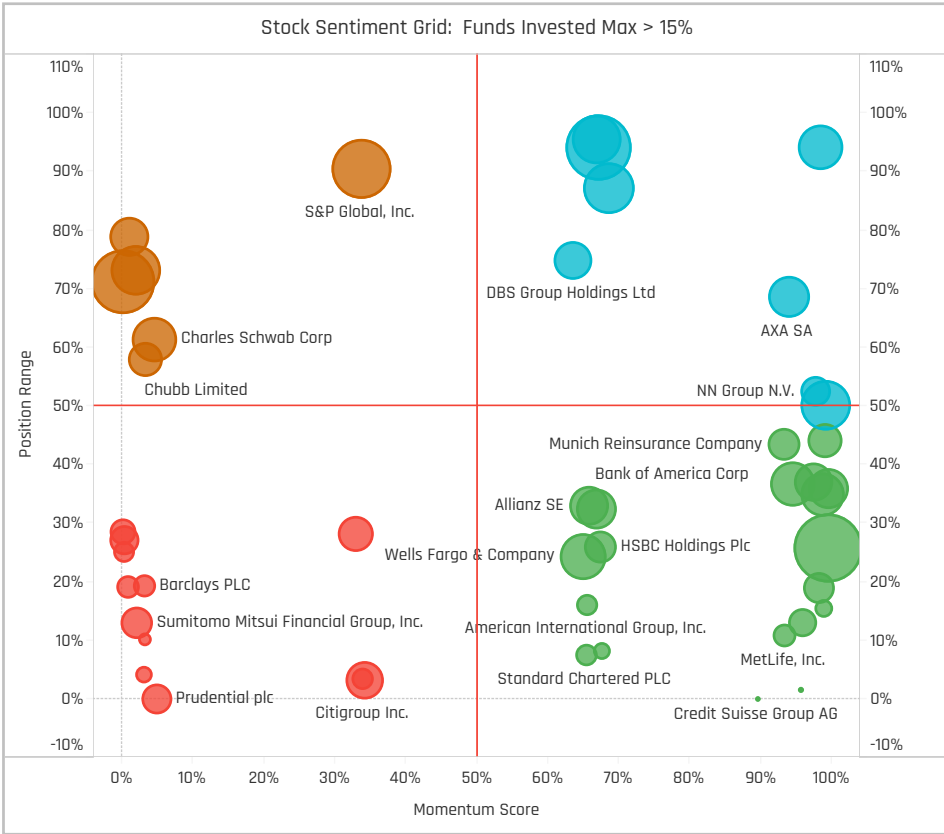
Top Stock Holdings, \$

Fund Name	Ticker	Stock Name	Value
American Funds New Perspective Fund	JPM-US	JPMorgan Chase & Co.	\$1,105M
American Funds Capital World Growth ..	ZURN-CH	Zurich Insurance Group L..	\$1,015M
American Funds New Perspective Fund	1299-HK	AIA Group Limited	\$988M
Morgan Stanley Inv. Fds. - Global Bran..	ICE-US	Intercontinental Exchan..	\$973M
American Funds New Perspective Fund	LSEG-GB	London Stock Exchange ..	\$888M
American Funds New Perspective Fund	CB-US	Chubb Limited	\$747M
American Funds Capital World Growth ..	INGA-NL	ING Groep NV	\$650M
First Eagle Global Fund	BK-US	Bank of New York Mello..	\$611M
Morgan Stanley Inv. Fds. - Global Opp..	500180-IN	HDFC Bank Limited	\$598M
American Funds Capital World Growth ..	1299-HK	AIA Group Limited	\$597M
American Funds Capital World Growth ..	500247-IN	Kotak Mahindra Bank Li..	\$589M
Old Westbury Large Cap Strategies Fu..	JPM-US	JPMorgan Chase & Co.	\$543M
American Funds New Perspective Fund	AON-US	Aon Plc Class A	\$528M
Swedbank Robur Globalfond	BRK.A-US	Berkshire Hathaway Inc. ..	\$520M
Morgan Stanley Inv. Fds. - Global Bran..	AON-US	Aon Plc Class A	\$519M

Largest Changes in Fund Weight, %

Fund Name	New or C..	Change
Delaware Global Equity Fund II	New	9.81%
Delaware Global Equity Fund	New	9.76%
Artemis Global Select Fund		6.50%
DWS Concept DJE Globale Aktien		6.35%
AIM Fds. Grp. (IFG) - Invesco Glo..		5.57%
Robeco Capital Gr. Fds. - QI Glob..		4.90%
Redwheel Funds SICAV - Global ..		4.78%
Candriam Equities L - Global De..		-4.81%
BNY Mellon Investment Fds. - Gl..		-5.40%
Artisan Global Equity Fund		-5.83%
C Worldwide - Global Equities		-6.80%
C Worldwide - Global Equities Et..		-6.92%
Fidelity Inv. Funds - Global Focu..		-6.92%
AXA IM Equity Trust - Global Equ..		-8.23%

Ave Wgt Δ	Funds Invested Δ	Fund Flows, \$	Av Wgt vs ACWI Δ	Funds O/W % Δ
0.11%	0.00%	(\$1,221M)	-0.19%	-5.00%



Aggregate Stock Holdings Changes

Ticker	Stock Name	Funds Invested % Δ	Average Weight Δ	Fund Flows, \$
500180-IN	HDFC Bank Limited	2.65%	-0.01%	\$96M
MFC-CA	Manulife Financial Corporation	2.35%	0.02%	\$32M
A5G-IE	AIB Group plc	2.35%	0.00%	\$30M
III-GB	3i Group plc	2.05%	0.02%	\$16M
AP0-US	Apollo Global Management Inc.	2.06%	0.01%	\$5M
MCD-US	Moody's Corporation	2.06%	0.02%	\$18M
BRO-US	Brown & Brown, Inc.	1.76%	0.00%	(\$12M)
NA-CA	National Bank of Canada	-1.76%	-0.01%	(\$32M)
NWG-GB	NatWest Group Plc	-1.76%	0.00%	(\$17M)
EDEN-FR	Edenred SA	-2.06%	-0.01%	(\$5M)
ICE-US	Intercontinental Exchange, Inc.	-2.06%	0.00%	(\$36M)
1299-HK	AIA Group Limited	-2.06%	-0.15%	(\$88M)
TD-CA	Toronto-Dominion Bank	-2.94%	-0.04%	(\$468M)
500010-IN	Housing Development Finance ..	-3.53%	-0.10%	(\$432M)

Largest Fund Flows, \$

Fund Name	New or Cl..	Flow
FTIF SICAV - Growth (Euro) Fund		\$307M
Templeton Growth Fund Inc.		\$208M
BlackRock Global Funds - Syste..		\$137M
St. James's Place International..		\$121M
Carmignac Investissement		\$73M
Deka - DividendenStrategie		\$72M
Fidelity Inv. Trust - Worldwide F..		\$64M
BNY Mellon Investment Fds. - G..		(\$95M)
Nordea Invest Portefolje Aktier		(\$95M)
AB SICAV I - Low Volatility Equi..		(\$117M)
C Worldwide - Global Equities		(\$127M)
Dodge & Cox Global Stock Fund		(\$162M)
Fidelity Funds SICAV - Global Di..		(\$208M)
American Funds Capital World ..		(\$599M)

Largest Fund Level Changes in Stock Weight, %

Fund Name	Stock Name	New ..	Change
First Sentier Investors ICVC - Stew..	HDFC Bank Limited	New	4.62%
Aviva Investors SICAV - Global Equ..	Arthur J. Gallagher & Co.	New	4.11%
Virtus Vontobel Global Opportuniti..	HDFC Bank Limited	New	4.10%
Castle Focus Fund	Brookfield Corporation	New	3.53%
Redwheel Funds SICAV - Global Ho..	Citigroup Inc.	New	3.38%
SEB Aktiesparfond	Investor AB Class B	New	3.23%
Redwheel Funds SICAV - Global Ho..	NN Group N.V.	New	3.20%
Redwheel Funds SICAV - Global Ho..	Charles Schwab Corp	Close	-3.68%
AIM Fds. Grp. (IFG) - Invesco Globa..	Aon Plc Class A	Close	-3.89%
Virtus Vontobel Global Opportuniti..	Housing Development Fin..	Close	-4.07%
AIM Fds. Grp. (IFG) - Invesco Globa..	London Stock Exchange ..	Close	-5.08%
First Sentier Investors ICVC - Stew..	Housing Development Fin..	Close	-5.16%
C Worldwide - Global Equities	Housing Development Fin..	Close	-6.39%
C Worldwide - Global Equities Ethl..	Housing Development Fin..	Close	-6.46%

Country Holding Changes: [Funds Invested Δ] / [Ave Wgt Δ] // Fund Flows, \$

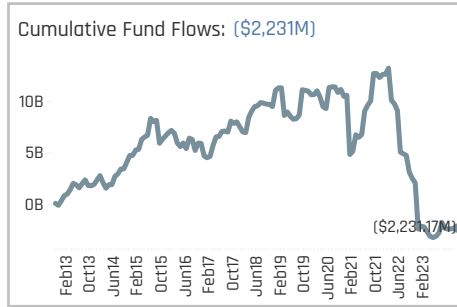
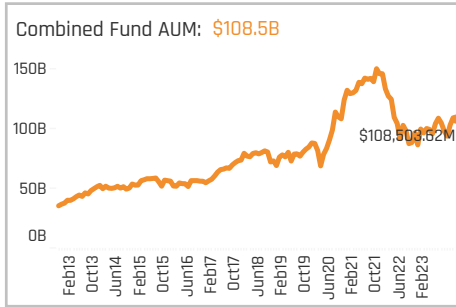
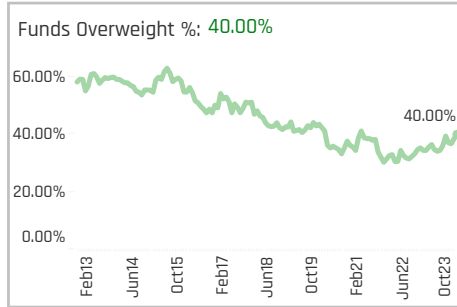
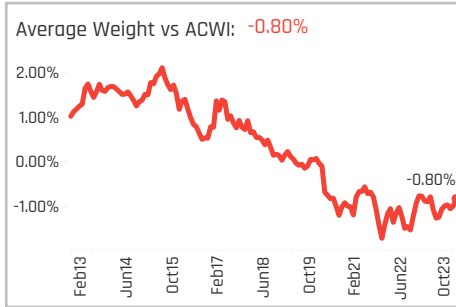
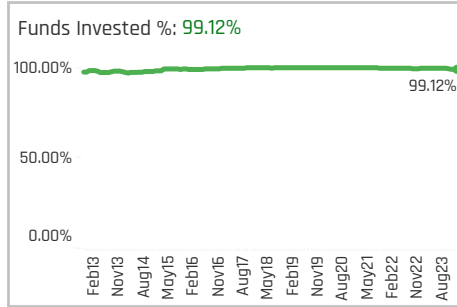
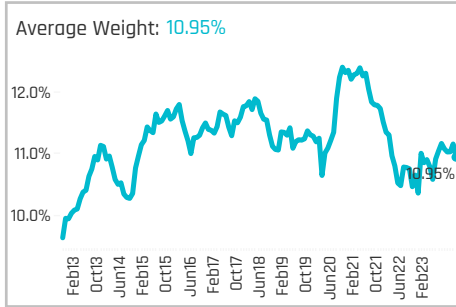
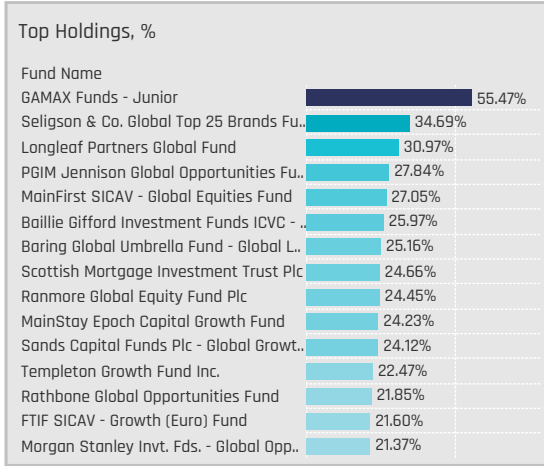
Country	Change	Flow
Ireland	2.65%	\$49M
Sweden	1.76%	\$58M
Mexico	1.47%	\$15M
South Korea	1.18%	\$11M
Singapore	1.18%	(\$274M)
Japan	1.18%	(\$64M)
India	1.18%	(\$484M)
Egypt	-0.29%	\$0M
Malaysia	-0.29%	(\$2M)
United States	-0.29%	\$120M
Canada	-0.59%	(\$403M)
Australia	-0.59%	\$16M
China & HK	-1.18%	(\$471M)
Israel	-1.47%	(\$35M)

Largest Changes in Fund Country Weight, %

Fund Name	New a..	Country	Change
AIM Fds. Grp. (IFG) - Invesco Global C..		United States	10.00%
Redwheel Funds SICAV - Global Hori..	New	Netherlands	8.04%
Redwheel Funds SICAV - Global Hori..	New	United Kingdom	5.89%
Aviva Investors SICAV - Global Equit..		United States	4.59%
Franklin Mutual Ser. Fds. - Quest Fu..		United States	4.06%
Castle Focus Fund	New	Canada	3.53%
Eaton Vance Richard Bernstein Equi..		United States	3.39%
AIM Fds. Grp. (IFG) - Invesco Global C..	Close	China & HK	-3.46%
Goldman Sachs Funds III - Global Eq..	Close	India	-3.67%
Redwheel Funds SICAV - Global Hori..	Close	Spain	-4.20%
AXA IM Equity Trust - Global Equity ..		United States	-5.94%
Artisan Global Equity Fund		United States	-6.36%
C Worldwide - Global Equities	Close	India	-6.39%
C Worldwide - Global Equities Ethical	Close	India	-6.46%

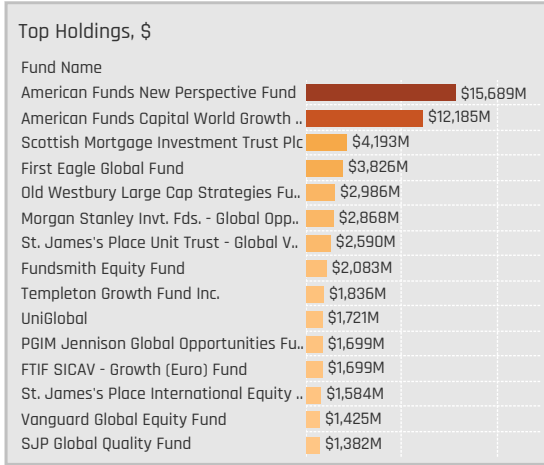
Largest Fund Level Stock Inflows/Outflows, \$

Fund Name	Stock Name	New..	Flow
American Funds Capital World Gro..	HSBC Holdings Plc	New	\$267M
American Funds Capital World Gro..	Banco Bilbao Vizcaya Arg..	New	\$210M
American Funds Capital World Gro..	KKR & Co Inc	New	\$176M
FTIF SICAV - Growth (Euro) Fund	Bank of America Corp	New	\$151M
American Funds New Perspective F..	Brookfield Corporation	New	\$147M
Templeton Growth Fund Inc.	PNC Financial Services Gr..	New	\$144M
FTIF SICAV - Growth (Euro) Fund	PNC Financial Services Gr..	New	\$138M
American Funds New Perspective F..	ICICI Bank Limited	Close	(\$145M)
American Funds Capital World Gro..	Banco Santander, S.A.	Close	(\$153M)
Dodge & Cox Global Stock Fund	UBS Group AG	Close	(\$166M)
American Funds Capital World Gro..	Morgan Stanley	Close	(\$204M)
American Funds Capital World Gro..	CME Group Inc. Class A	Close	(\$241M)
American Funds Capital World Gro..	Toronto-Dominion Bank	Close	(\$267M)
American Funds Capital World Gro..	HDFC Bank Limited	Close	(\$276M)



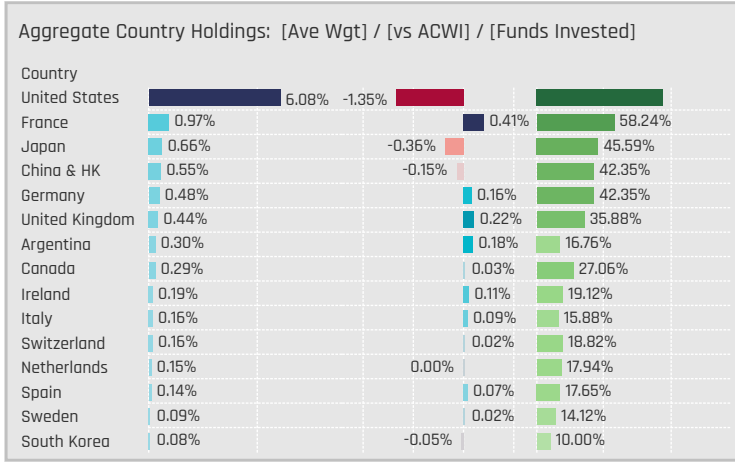
Aggregate Stock Holdings Data, Ranked by Most Widely Held.

Ticker	Stock Name	Funds Invested %	Average Weight	Vs Benchmark	Fund AUM, \$
AMZN-US	Amazon.com, Inc.	50.29%	1.55%	-0.56%	\$12,381M
MC-FR	LVMH Moet Hennessy Louis V..	35.59%	0.54%	0.20%	\$7,777M
BKNG-US	Booking Holdings Inc.	22.35%	0.29%	0.10%	\$4,487M
NKE-US	NIKE, Inc. Class B	21.76%	0.21%	0.02%	\$2,544M
HD-US	Home Depot, Inc.	21.76%	0.23%	-0.29%	\$3,893M
COST-US	Costco Wholesale Corporation	20.59%	0.29%	-0.16%	\$2,634M
MCD-US	McDonald's Corporation	20.29%	0.20%	-0.13%	\$1,588M
TJX-US	TJX Companies Inc	19.41%	0.25%	0.07%	\$1,335M
WMT-US	Walmart Inc.	18.53%	0.20%	-0.15%	\$1,669M
TSLA-US	Tesla Inc	18.53%	0.17%	-0.62%	\$3,922M
9988-HK	Alibaba Group Holding Ltd.	17.94%	0.17%	-0.05%	\$1,690M
ITX-ES	Industria de Diseno Textil, S.A.	16.76%	0.14%	0.07%	\$1,386M
MELI-US	MercadoLibre, Inc.	16.47%	0.30%	0.18%	\$4,072M
CFR-CH	Compagnie Financiere Richem..	14.12%	0.13%	0.01%	\$2,747M
AZO-US	AutoZone, Inc.	14.12%	0.13%	0.05%	\$736M



Top Stock Holdings, %

Fund Name	Ticker	Stock Name	Percentage
Baron Global Advantage Fund	MELI-US	MercadoLibre, Inc.	9.99%
GuardCap UCITS Funds Plc - Global Equ..	BKNG-US	Booking Holdings Inc.	8.51%
Polen Global Growth Fund	AMZN-US	Amazon.com, Inc.	8.43%
GAMAX Funds - Junior	AMZN-US	Amazon.com, Inc.	8.24%
Baillie Gifford Investment Funds ICVC - ..	MELI-US	MercadoLibre, Inc.	7.62%
Invesco Global Inv. Ser. - Global Focus ..	AMZN-US	Amazon.com, Inc.	7.33%
First Sentier Investors ICVC - Stewart I..	500520-IN	Mahindra & Mahindra ..	7.30%
Mundoval Fund	LVMUY-US	LVMH Moet Hennessy ..	7.28%
Baring Global Umbrella Fund - Global L..	AMZN-US	Amazon.com, Inc.	7.17%
Loomis Sayles Global Growth Fund	MELI-US	MercadoLibre, Inc.	6.99%
Ninety One Glb. Strat. Fd. - Global Quali..	BKNG-US	Booking Holdings Inc.	6.70%
JPMorgan Funds - Global Growth Fund	AMZN-US	Amazon.com, Inc.	6.56%
Baillie Gifford Investment Funds ICVC - ..	AMZN-US	Amazon.com, Inc.	6.50%
AB SICAV I - Concentrated Global Equit..	AMZN-US	Amazon.com, Inc.	6.43%
Morgan Stanley Inv. Fds. - Global Opp..	MELI-US	MercadoLibre, Inc.	6.22%



Top Country Holdings, %

Fund Name	Country	Percentage
GAMAX Funds - Junior	United States	37.65%
Longleaf Partners Global Fund	United States	18.31%
Maj Invest Value Aktier	United States	16.43%
Templeton Growth Fund Inc.	United States	15.09%
FTIF SICAV - Growth (Euro) Fund	United States	14.63%
Uni 21. Jahrhundert -net-	United States	13.94%
Rathbone Global Opportunities Fund	United States	13.37%
MainStay Epoch Capital Growth Fund	United States	13.17%
Franklin Global Equity Fund	United States	13.04%
Seligson & Co. Global Top 25 Brands Fu..	United States	12.85%
JPMorgan Funds - Global Growth Fund	United States	12.45%
Baring Global Umbrella Fund - Global L..	United States	12.37%
Quilter Investors Series I - Global Unco..	United States	12.31%
AZ Fund 1 - Equity - Global Growth	United States	12.24%
Sarasin Funds ICVC - Thematic Global E..	United States	12.23%

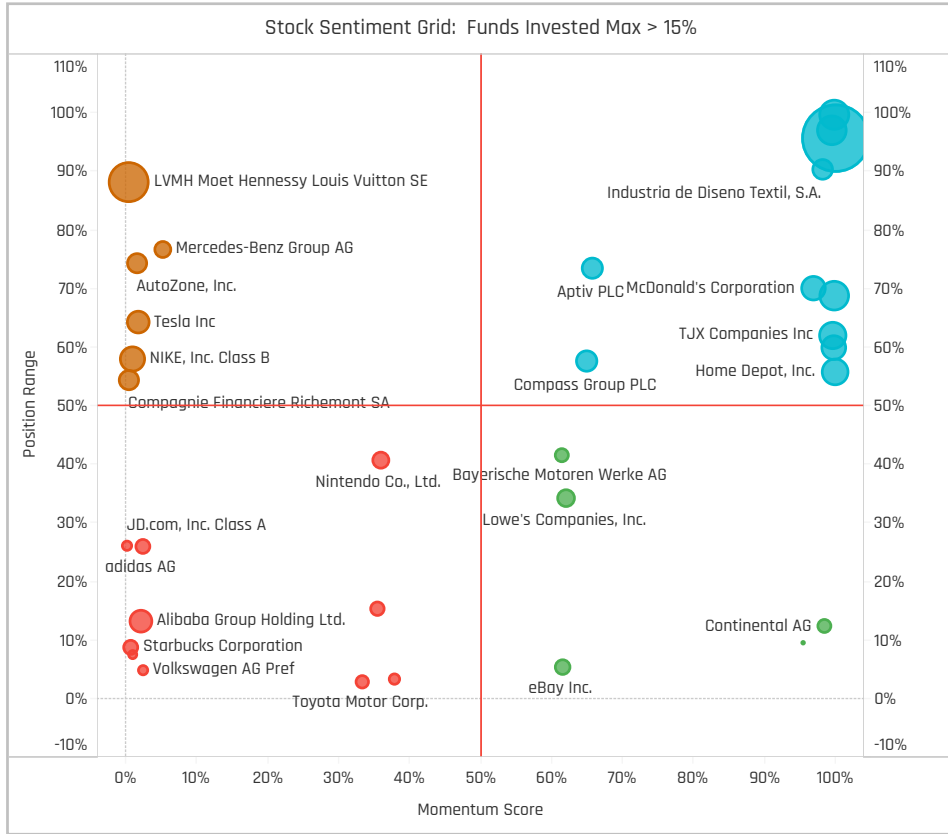
Top Stock Holdings, \$

Fund Name	Ticker	Stock Name	Amount
American Funds New Perspective Fund	TSLA-US	Tesla Inc	\$1,972M
American Funds Capital World Growth ..	HD-US	Home Depot, Inc.	\$1,731M
American Funds Capital World Growth ..	MC-FR	LVMH Moet Hennessy Lo..	\$1,500M
Fundsmith Equity Fund	MC-FR	LVMH Moet Hennessy Lo..	\$1,459M
American Funds New Perspective Fund	MC-FR	LVMH Moet Hennessy Lo..	\$1,430M
American Funds New Perspective Fund	BKNG-US	Booking Holdings Inc.	\$1,180M
American Funds Capital World Growth ..	AMZN-US	Amazon.com, Inc.	\$1,035M
Scottish Mortgage Investment Trust Plc	MELI-US	MercadoLibre, Inc.	\$966M
American Funds New Perspective Fund	HD-US	Home Depot, Inc.	\$839M
Morgan Stanley Inv. Fds. - Global Opp..	MELI-US	MercadoLibre, Inc.	\$835M
Scottish Mortgage Investment Trust Plc	AMZN-US	Amazon.com, Inc.	\$832M
American Funds New Perspective Fund	COST-US	Costco Wholesale Corpa..	\$813M
First Eagle Global Fund	WTW-US	Willis Towers Watson Pu..	\$707M
American Funds Capital World Growth ..	MRO-GB	Melrose Industries PLC	\$705M
First Eagle Global Fund	CFR-CH	Compagnie Financiere Ri..	\$698M

Largest Changes in Fund Weight, %

Fund Name	New or C..	Change
GAMAX Funds - Junior		5.04%
DWS Invest - CROCI Global Divid..		5.04%
Invesco Global Invst. Ser. - Global..		6.01%
AXA IM Equity Trust - Global Equ..		5.84%
Artisan Global Discovery Fund		5.45%
JOHCM Umbrella Fund Plc - Glob..		5.36%
JPMorgan Funds - Global Growt..		4.96%
Aviva Investors SICAV - Global E..		-4.65%
Carmignac Investissement		-4.70%
Alger Global Focus Fund		-5.74%
Liontrust Investment Funds I - G..		-5.79%
SVS Aubrey Capital Mgmt. Invst. ..		-6.65%
Robeco Capital Gr. Fds. - QI Glob..		-6.95%
Ninety One Glb. Strat. Fd. - Glob..		-7.65%

Ave Wgt Δ	Funds Invested Δ	Fund Flows, \$	Av Wgt vs ACWI Δ	Funds O/W % Δ
-0.10%	-0.59%	\$456M	0.41%	5.59%



Aggregate Stock Holdings Changes

Ticker	Stock Name	Funds Invested % Δ	Average Weight Δ	Fund Flows, \$
KVUE-US	Kenvue, Inc.	6.76%	0.05%	\$620M
AMZN-US	Amazon.com, Inc.	2.65%	0.27%	\$862M
MELI-US	MercadoLibre, Inc.	2.06%	0.09%	(\$32M)
HD-US	Home Depot, Inc.	2.06%	0.04%	\$301M
WMT-US	Walmart Inc.	1.76%	0.03%	\$64M
TJX-US	TJX Companies Inc	1.76%	0.01%	(\$3M)
ATD-CA	Alimentation Couche-Tard Inc. ..	1.76%	0.03%	\$24M
DG-US	Dollar General Corporation	-1.76%	-0.01%	(\$3M)
5201-JP	AGC Inc.	-1.76%	0.00%	(\$70M)
WTW-US	Willis Towers Watson Public Li..	-2.06%	-0.02%	(\$205M)
AZO-US	AutoZone, Inc.	-2.06%	0.00%	(\$45M)
P911-DE	Porsche AG	-2.35%	-0.02%	(\$166M)
AAP-US	Advance Auto Parts, Inc.	-2.35%	0.00%	(\$18M)
9618-HK	JD.com, Inc. Class A	-3.24%	-0.05%	(\$108M)

Largest Fund Flows, \$

Fund Name	New or Cl..	Flow
St. James's Place International..		\$206M
JPMorgan Investment Funds - ..		\$197M
Franklin Mutual Ser. Fds. - Glob..		\$164M
JPMorgan Funds - Global Focus..		\$156M
JPMorgan Investment Funds - ..		\$149M
T Rowe Price Global Stock Fund		\$135M
Swedbank Robur Kapitalinvest		\$130M
BlackRock Global Funds - Syste..		(\$109M)
Guinness Asset Mgmt. Fund Plc.. Close		(\$110M)
Handelsbanken Global Tema		(\$128M)
Carmignac Investissement		(\$131M)
Baillie Gifford Investment Fund..		(\$150M)
American Funds New Perspecti..		(\$299M)
American Funds Capital World ..		(\$530M)

Largest Fund Level Changes in Stock Weight, %

Fund Name	Stock Name	New ..	Change
American Century Focused Global ..	Amazon.com, Inc.	New	4.57%
Uni 21. Jahrhundert -net-	Amazon.com, Inc.	New	4.25%
Delaware Global Equity Fund II	Amazon.com, Inc.	New	3.77%
Delaware Global Equity Fund	Amazon.com, Inc.	New	3.76%
Carmignac Investissement	Amazon.com, Inc.		3.60%
AIM Fds. Grp. (IFG) - Invesco Global..	Amazon.com, Inc.	New	3.52%
Janus Henderson Global Select Fu..	Chipotle Mexican Grill, Inc.	New	3.52%
American Century Focused Global ..	Stellantis N.V.	Close	-3.29%
SVS Aubrey Capital Mgmt. Invst. Fu..	LVMH Moet Hennessy Lo..	Close	-3.54%
Delaware Global Equity Fund II	adidas AG	Close	-3.58%
Seligson & Co. Global Top 25 Bran..	Compagnie Financiere Ri..	Close	-3.59%
Delaware Global Equity Fund	adidas AG	Close	-3.60%
Redwheel Funds SICAV - Global Ha..	Amazon.com, Inc.	Close	-3.90%
Ninety One Glb. Strat. Fd. - Global ..	Vitesco Technologies Gro..	Close	-5.99%

Country Holding Changes: [Funds Invested Δ] / [Ave Wgt Δ] // Fund Flows, \$

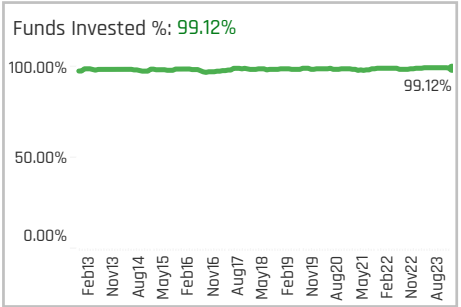
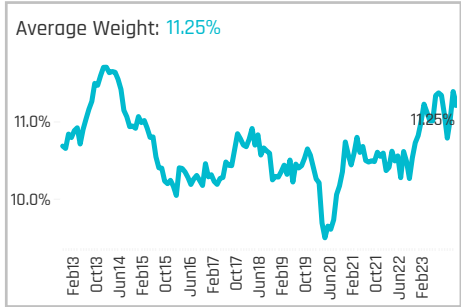
Country	Wgt Δ	Flow
United Kingdom	2.35%	\$234M
Argentina	2.35%	(\$32M)
Ireland	1.76%	(\$77M)
United States	1.47%	\$611M
Luxembourg	1.18%	\$19M
Greece	0.59%	(\$4M)
Russia	0.59%	\$0M
Brazil	-0.59%	(\$4M)
Japan	-0.59%	(\$262M)
Singapore	-0.88%	(\$182M)
France	-1.76%	(\$349M)
Sweden	-1.76%	\$321M
Switzerland	-2.35%	\$236M
China & HK	-3.82%	\$134M

Largest Changes in Fund Country Weight, %

Fund Name	New a..	Country	Change
Delaware Global Equity Fund II	New	United States	10.76%
Delaware Global Equity Fund	New	United States	10.73%
AIM Fds. Grp. (IFG) - Invesco Global C..		United States	6.52%
Uni 21. Jahrhundert -net-		United States	6.00%
GAMAX Funds - Junior		United States	5.58%
JPMorgan Funds - Global Growth Fu..		United States	5.38%
Redwheel Funds SICAV - Global Hori..	New	Germany	4.91%
Foord SICAV - Global Equity Fund LU		China & HK	-4.17%
Delaware Global Equity Fund II	Close	France	-4.19%
Redwheel Funds SICAV - Global Hori..		United States	-5.17%
Delaware Global Equity Fund II	Close	Germany	-5.52%
Delaware Global Equity Fund	Close	Germany	-5.56%
Ninety One Glb. Strat. Fd. - Global V..		Germany	-5.53%
Aviva Investors SICAV - Global Equit..		United States	-6.72%

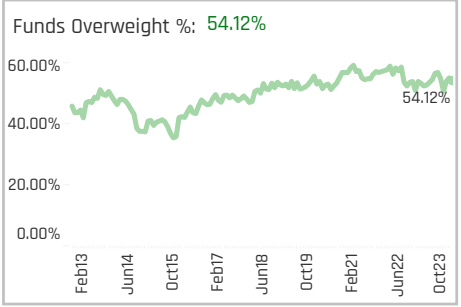
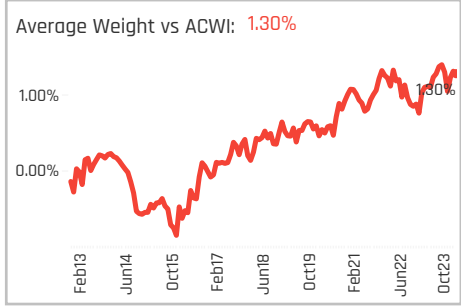
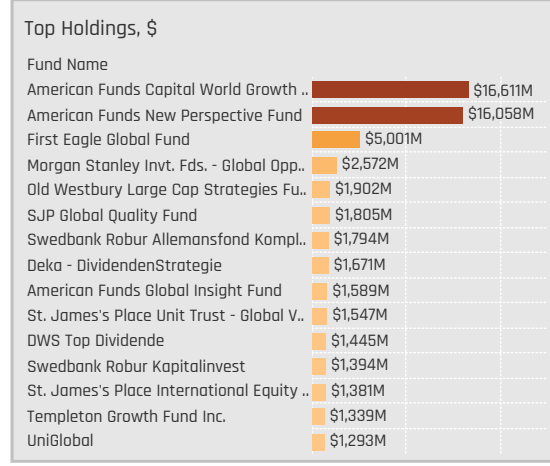
Largest Fund Level Stock Inflows/Outflows, \$

Fund Name	Stock Name	New..	Flow
American Funds Capital World Gro..	Home Depot, Inc.		\$249M
American Funds Capital World Gro..	Trip Com Group Ltd		\$225M
American Funds New Perspective F..	Amazon.com, Inc.		\$210M
DWS Top Dividende	Kenvue, Inc.	New	\$161M
American Funds New Perspective F..	Evolution Gaming Group ..		\$153M
FTIF SICAV - Growth (Euro) Fund	Target Corporation		\$153M
Swedbank Robur Allemansfond Ka..	NIBE Industrier AB Class B	New	\$152M
American Funds New Perspective F..	NIKE, Inc. Class B		(\$154M)
American Funds Capital World Gro..	Booking Holdings Inc.		(\$162M)
American Funds New Perspective F..	Airbnb, Inc. Class A		(\$164M)
American Funds New Perspective F..	Costco Wholesale Corpor..		(\$197M)
American Funds Capital World Gro..	Lennar Corporation Class..	Close	(\$210M)
American Funds Capital World Gro..	Sea Ltd. (Singapore) Spa..	Close	(\$216M)
American Funds Capital World Gro..	LVMH Moet Hennessy Lo..		(\$269M)



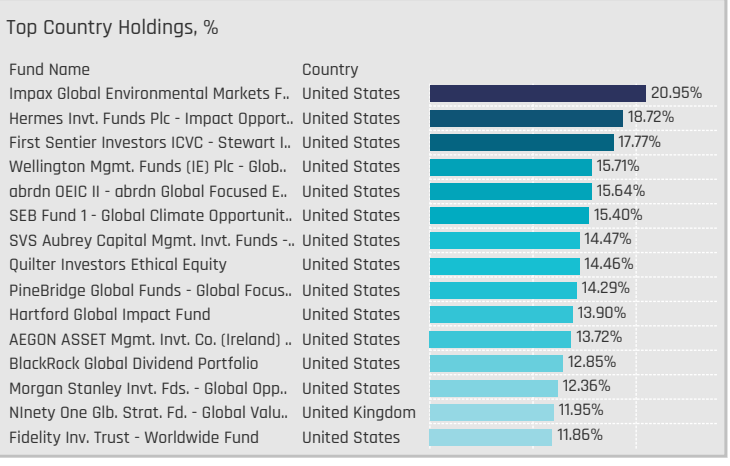
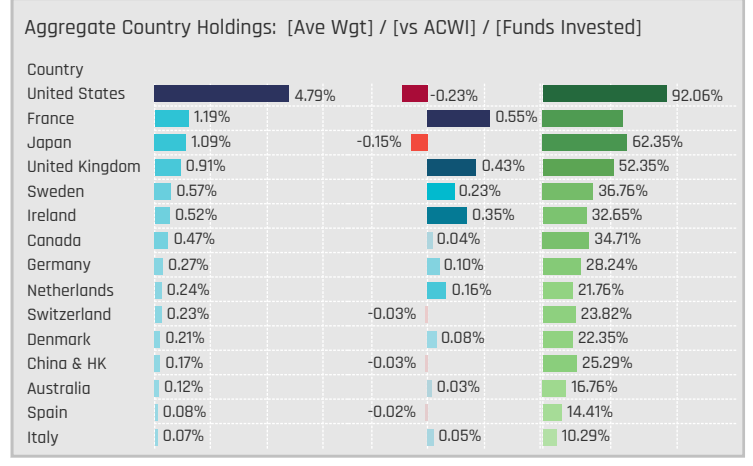
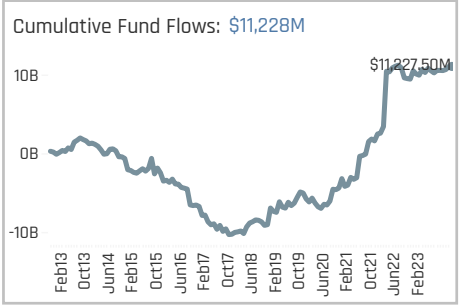
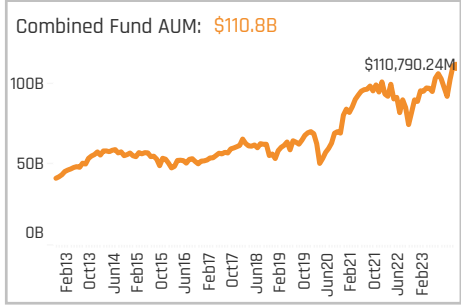
Aggregate Stock Holdings Data, Ranked by Most Widely Held.

Ticker	Stock Name	Funds Invested %	Average Weight	Vs Benchmark	Fund AUM, \$
SU-FR	Schneider Electric SE	26.76%	0.43%	0.27%	\$4,059M
AMAT-US	Applied Materials, Inc.	22.35%	0.21%	0.01%	\$2,690M
TT-US	Trane Technologies plc	16.76%	0.20%	0.10%	\$611M
WM-US	Waste Management, Inc.	15.59%	0.17%	0.06%	\$879M
DE-US	Deere & Company	14.12%	0.13%	-0.03%	\$1,469M
CAT-US	Caterpillar Inc.	13.24%	0.08%	-0.14%	\$2,635M
FERG-US	Ferguson Plc	12.94%	0.14%	0.07%	\$877M
BA-GB	BAE Systems plc	12.94%	0.15%	0.07%	\$3,117M
8001-JP	Itochu Corporation	12.94%	0.07%	-0.01%	\$592M
UNP-US	Union Pacific Corporation	12.35%	0.16%	-0.05%	\$533M
SGO-FR	Compagnie de Saint-Gobain S..	12.35%	0.11%	0.05%	\$942M
UPS-US	United Parcel Service, Inc. Cla..	12.06%	0.08%	-0.07%	\$497M
DG-FR	VINCI SA	12.06%	0.13%	0.03%	\$1,931M
AIR-FR	Airbus SE	12.06%	0.15%	0.01%	\$3,796M
ETN-US	Eaton Corp. Plc	11.76%	0.16%	0.00%	\$1,731M



Top Stock Holdings, %

Fund Name	Ticker	Stock Name	Weight
Morgan Stanley Invt. Fds. - Global Opp..	UBER-US	Uber Technologies, Inc.	12.36%
abrdn OEIC II - abrdn Global Focused E..	VRT-US	Vertiv Holdings Co. Cla.	7.66%
First Sentier Investors ICVC - Stewart I..	WSD-US	Watsco, Inc.	6.27%
Schoellerbank Aktienfonds Value	SU-FR	Schneider Electric SE	6.03%
Maj Invest Value Aktier	PH-US	Parker-Hannifin Corpo..	6.02%
Ninety One Glob. Strat. Fd. - Global Valu..	AER-US	AerCap Holdings NV	5.88%
First Sentier Investors ICVC - Stewart I..	DHL-DE	DHL Group	5.58%
M&G (Lux) Investment Funds 1 - Positiv..	SU-FR	Schneider Electric SE	5.55%
Longleaf Partners Global Fund	FDX-US	FedEx Corporation	5.54%
Ninety One Glob. Strat. Fd. - Global Valu..	RR-GB	Rolls-Royce Holdings ..	5.27%
Waverton Invt. Fds. Plc - Global Equity ..	CP-CA	Canadian Pacific Rail..	5.13%
Goldman Sachs Funds III - Global Equit..	SU-FR	Schneider Electric SE	5.13%
Skagen Global	DSV-DK	DSV A/S	5.01%
Hermes Invt. Funds Plc - Impact Opport..	EXPN-GB	Experian PLC	4.95%
Artemis Global Income Fund	7011-JP	Mitsubishi Heavy Indu..	4.95%



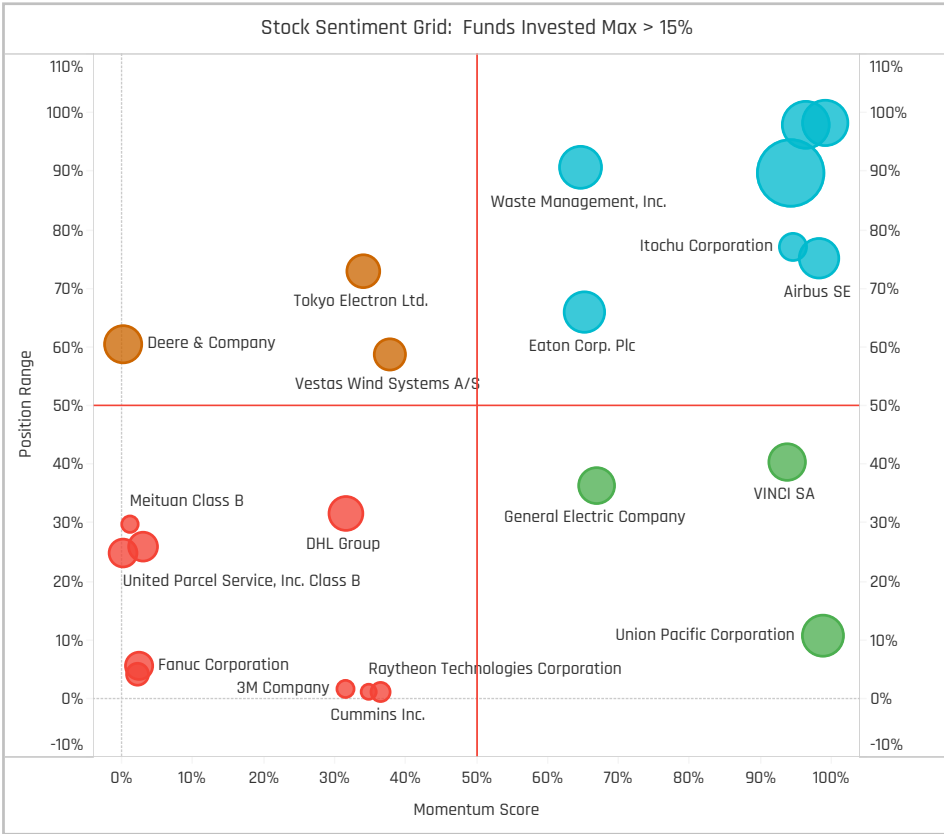
Top Stock Holdings, \$

Fund Name	Ticker	Stock Name	Amount
Morgan Stanley Invt. Fds. - Global Opp..	UBER-US	Uber Technologies, Inc.	\$1,658M
American Funds Capital World Growth ..	AIR-FR	Airbus SE	\$1,520M
American Funds New Perspective Fund	CAT-US	Caterpillar Inc.	\$1,362M
American Funds Capital World Growth ..	8035-JP	Tokyo Electron Ltd.	\$1,304M
American Funds Capital World Growth ..	GE-US	General Electric Company	\$1,282M
American Funds New Perspective Fund	SAF-FR	Safran S.A.	\$1,125M
American Funds New Perspective Fund	AIR-FR	Airbus SE	\$1,093M
American Funds New Perspective Fund	CARR-US	Carrier Global Corp.	\$1,021M
American Funds Capital World Growth ..	CARR-US	Carrier Global Corp.	\$899M
American Funds Capital World Growth ..	SAF-FR	Safran S.A.	\$861M
American Funds New Perspective Fund	AMAT-US	Applied Materials, Inc.	\$821M
American Funds Capital World Growth ..	GLEN-GB	Glencore plc	\$813M
American Funds Capital World Growth ..	BA-GB	BAE Systems plc	\$810M
American Funds New Perspective Fund	SU-FR	Schneider Electric SE	\$782M
American Funds New Perspective Fund	DSV-DK	DSV A/S	\$697M

Largest Changes in Fund Weight, %

Fund Name	New or C..	Change
Artisan Global Equity Fund		12.05%
Scharf Global Opportunity Fund		6.40%
Ninety One Glob. Strat. Fd. - Glob..		6.27%
SVS Aubrey Capital Mgmt. Invnt. ..		4.62%
Hermes Invnt. Funds Plc - Impact ..		3.97%
Franklin Mutual Ser. Fds. - Ques..		3.79%
BlackRock Global Dividend Portf..		3.50%
abrdn Global Sust. and Resp. Inv..		-4.50%
Aberdeen Standard SICAV I - Gl..		-4.59%
Liontrust Investment Funds I - G..		-4.97%
Virtus Vontobel Global Opportun..		-4.98%
Causeway Global Value Fund		-5.75%
Artemis SmartGARP Paris-Align..		-6.77%
Redwheel Funds SICAV - Global ..		-6.88%

Ave Wgt Δ	Funds Invested Δ	Fund Flows, \$	Av Wgt vs ACWI Δ	Funds O/W % Δ
-0.13%	-0.29%	\$819M	-0.09%	-2.35%



Aggregate Stock Holdings Changes

Ticker	Stock Name	Funds Invested % Δ	Average Weight Δ	Fund Flows, \$
SGO-FR	Compagnie de Saint-Gobain SA	2.35%	0.01%	\$72M
IR-US	Ingersoll Rand Inc.	2.06%	0.02%	\$202M
CTAS-US	Cintas Corporation	2.06%	0.03%	\$5M
BKR-US	Baker Hughes Company Class A	1.75%	-0.01%	(\$385M)
FERG-US	Ferguson Plc	1.47%	0.02%	(\$26M)
UNP-US	Union Pacific Corporation	1.47%	0.02%	(\$94M)
SYU-US	Sysco Corporation	1.47%	0.01%	\$201M
6367-JP	DAIKIN INDUSTRIES, LTD.	-1.47%	-0.04%	(\$74M)
AHT-GB	Ashtead Group plc	-1.76%	-0.03%	(\$25M)
ALO-FR	Alstom SA	-1.76%	-0.04%	(\$35M)
WIRE-US	Encore Wire Corporation	-1.76%	0.00%	(\$6M)
UPS-US	United Parcel Service, Inc. Clas..	-2.35%	-0.05%	\$105M
DE-US	Deere & Company	-2.35%	-0.04%	(\$63M)
SEDG-US	SolarEdge Technologies, Inc.	-4.71%	-0.04%	\$266M

Largest Fund Flows, \$

Fund Name	New or Cl..	Flow
American Funds New Perspecti..		\$419M
American Funds Capital World ..		\$268M
American Funds Global Insight ..		\$257M
Swedbank Robur Globalfond		\$222M
St. James's Place International..		\$219M
Franklin Mutual Ser. Fds. - Glob..		\$185M
Guinness Asset Mgmt. Fund Plc..		\$150M
Old Westbury Large Cap Strate..		(\$97M)
Carmignac Investissement		(\$104M)
Templeton Growth Fund Inc.		(\$112M)
BlackRock Global Funds - Syste..		(\$123M)
Rathbone Global Opportunities ..		(\$140M)
Robeco Capital Gr. Fds. - BP Glo..		(\$150M)
FTIF SICAV - Growth (Euro) Fund		(\$277M)

Largest Fund Level Changes in Stock Weight, %

Fund Name	Stock Name	New ..	Change
abrdn OEIC II - abrdn Global Focus..	Vertiv Holdings Co. Class ..		3.85%
Scharf Global Opportunity Fund	ASSA ABLOY AB Class B	New	3.65%
Artisan Global Equity Fund	General Electric Company	New	3.47%
Guinness Asset Mgmt. Fund Plc - G..	ASSA ABLOY AB Class B	New	3.25%
Janus Henderson Global Equity Fu..	BAE Systems plc	New	3.20%
Invesco Global Invnt. Ser. - Global E..	Azelis Group N.V.	New	3.20%
SVS Aubrey Capital Mgmt. Invnt. Fu..	ASM International N.V.	New	3.09%
Danske Invest Global Sustainable ..	Trane Technologies plc	Close	-3.00%
Redwheel Funds SICAV - Global Ho..	PACCAR Inc	Close	-3.02%
SVS Aubrey Capital Mgmt. Invnt. Fu..	HEICO Corporation	Close	-3.23%
AIM Fds. Grp. (IFG) - Invesco Globa..	Honeywell International I..	Close	-3.55%
Longleaf Partners Global Fund	General Electric Company	Close	-3.60%
Redwheel Funds SICAV - Global Ho..	CSX Corporation	Close	-3.63%
AIM Fds. Grp. (IFG) - Invesco Globa..	KION GROUP AG	Close	-4.80%

Country Holding Changes: [Funds Invested Δ] / [Ave Wgt Δ] / / Fund Flows, \$

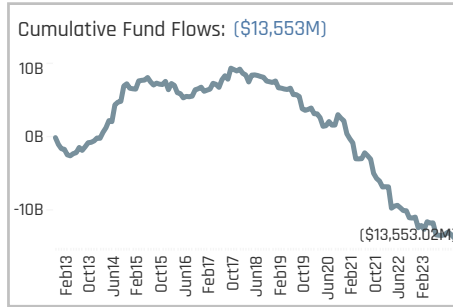
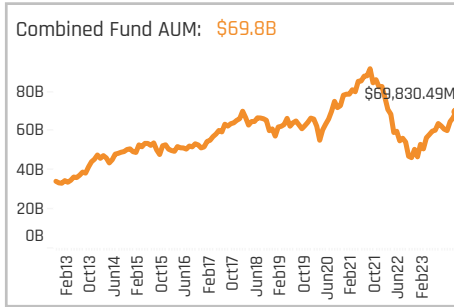
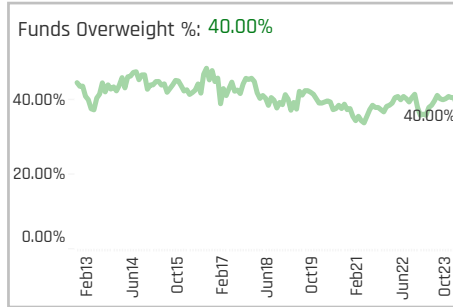
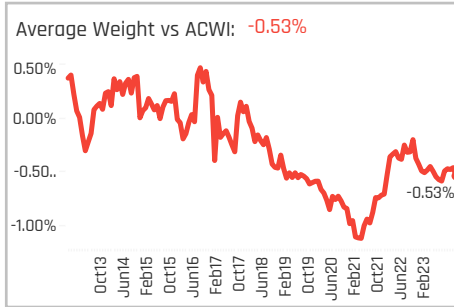
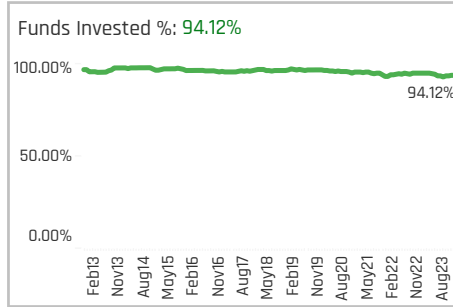
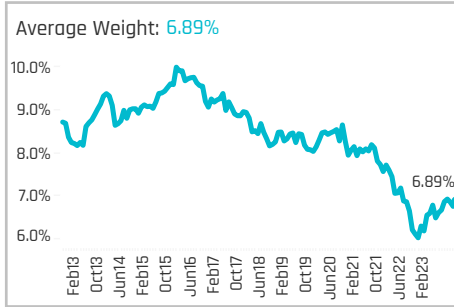
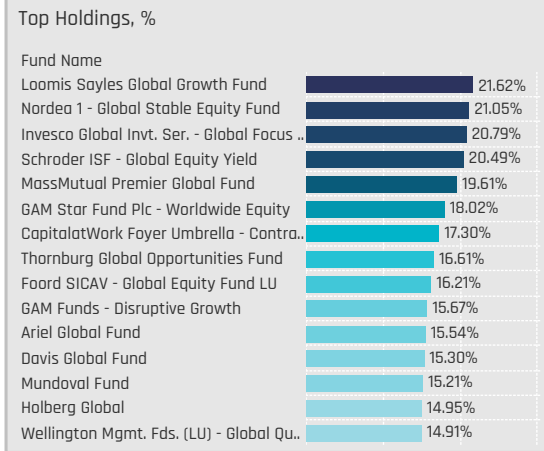
Country	Weight Change	Wgt vs ACWI Δ	Fund Flows, \$
Singapore	0.88%	-0.01%	(\$28M)
Norway	0.59%	-0.01%	(\$27M)
Turkey	0.59%	0.00%	\$5M
Belgium	0.59%	0.01%	\$32M
Japan	0.59%	-0.02%	(\$456M)
Canada	0.59%	0.02%	\$46M
Taiwan	0.29%	0.00%	(\$7M)
Germany	-1.76%	-0.04%	(\$134M)
Denmark	-1.76%	-0.02%	(\$475M)
Australia	-2.35%	0.00%	\$4M
Finland	-2.65%	-0.02%	\$70M
Switzerland	-2.94%	-0.01%	(\$46M)
China & HK	-2.94%	-0.08%	\$135M
Israel	-5.88%	-0.05%	\$254M

Largest Changes in Fund Country Weight, %

Fund Name	New a..	Country	Change
SVS Aubrey Capital Mgmt. Invnt. Fun..		United States	6.38%
AIM Fds. Grp. (IFG) - Invesco Global C..		United States	5.15%
Artisan Global Equity Fund	New	United States	4.39%
SEB Fund 1 - Global Climate Opportu..		United States	4.27%
Redwheel Funds SICAV - Global Hori..	New	Japan	4.11%
Guinness Asset Mgmt. Fund Plc - Gl..		Sweden	3.83%
Scharf Global Opportunity Fund	New	Sweden	3.65%
Virtus Vontobel Global Opportuniti..		United Kingdom	-2.96%
Danske Invest Global Sustainable F..	Close	Ireland	-3.00%
Janus Henderson Global Select Fund		United States	-3.01%
AB Sustainable Global Thematic Fun..		United States	-4.08%
DWS Invest - CROCI Global Dividends		Japan	-4.60%
AIM Fds. Grp. (IFG) - Invesco Global C..	Close	Germany	-4.80%
Redwheel Funds SICAV - Global Hori..	Close	United States	-10.48%

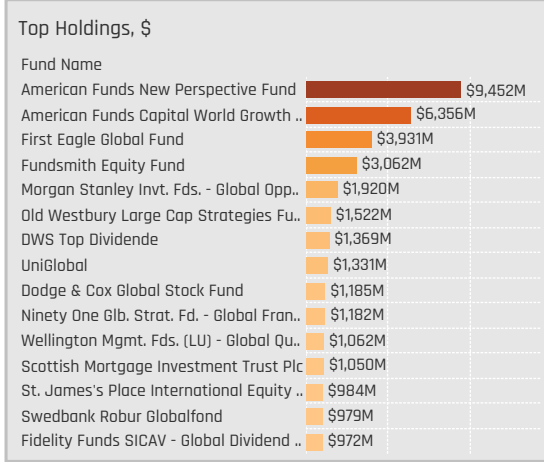
Largest Fund Level Stock Inflows/Outflows, \$

Fund Name	Stock Name	New..	Flow
American Funds Capital World Gro..	Glencore plc		\$377M
American Funds Capital World Gro..	Ryanair Holdings Plc		\$268M
American Funds Capital World Gro..	Leonardo SpA	New	\$240M
Swedbank Robur Globalfond	SolarEdge Technologies, I..		\$219M
American Funds New Perspective F..	Rolls-Royce Holdings plc	New	\$201M
Franklin Mutual Ser. Fds. - Global Di..	United Parcel Service, Inc..	New	\$183M
American Funds Capital World Gro..	Sysco Corporation	New	\$181M
American Funds Capital World Gro..	Canadian Pacific Railway..	Close	(\$137M)
American Funds Capital World Gro..	Johnson Controls Interna..	Close	(\$203M)
American Funds Capital World Gro..	LIXIL Corporation	Close	(\$215M)
American Funds Capital World Gro..	General Electric Company		(\$244M)
American Funds New Perspective F..	Komatsu Ltd.	Close	(\$254M)
American Funds Capital World Gro..	Baker Hughes Company ..		(\$294M)
American Funds New Perspective F..	DSV A/S		(\$321M)



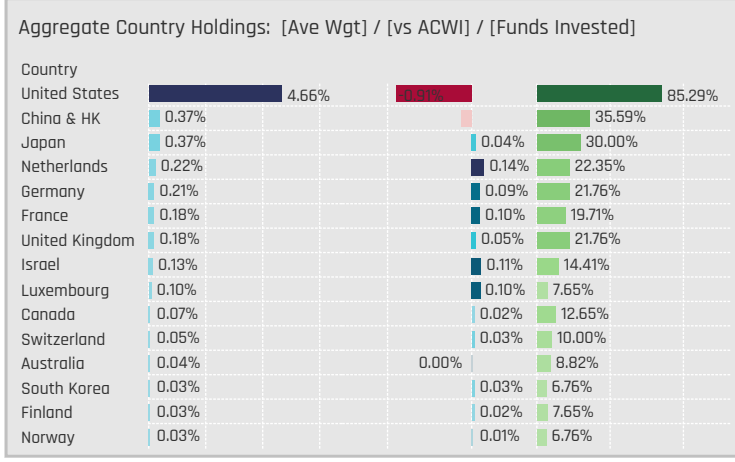
Aggregate Stock Holdings Data, Ranked by Most Widely Held.

Ticker	Stock Name	Funds Invested %	Average Weight	Vs Benchmark	Fund AUM, \$
GOOGL-US	Alphabet Inc. Class A	53.24%	1.41%	0.18%	\$11,533M
META-US	Meta Platforms Inc. Class A	35.59%	0.93%	-0.35%	\$15,964M
GOOG-US	Alphabet Inc. Class C	27.06%	0.65%	-0.46%	\$7,902M
NFLX-US	Netflix, Inc.	21.18%	0.27%	-0.09%	\$4,138M
700-HK	Tencent Holdings Ltd.	21.18%	0.20%	-0.14%	\$1,863M
CMCSA-US	Comcast Corporation Class A	19.12%	0.23%	-0.05%	\$3,025M
WKL-NL	Walters Kluwer NV	18.24%	0.17%	0.11%	\$1,411M
VZ-US	Verizon Communications Inc.	18.24%	0.18%	-0.08%	\$680M
DTE-DE	Deutsche Telekom AG	17.35%	0.19%	0.08%	\$1,827M
9432-JP	Nippon Telegraph and Teleph..	17.06%	0.12%	0.06%	\$1,111M
9433-JP	KDDI Corporation	15.88%	0.12%	0.04%	\$917M
DIS-US	Walt Disney Company	15.00%	0.18%	-0.07%	\$2,229M
TMUS-US	T-Mobile US, Inc.	13.24%	0.14%	0.00%	\$1,187M
T-US	AT&T Inc.	12.35%	0.08%	-0.11%	\$298M
CHKP-US	Check Point Software Technol..	12.06%	0.12%	0.10%	\$905M



Top Stock Holdings, %

Fund Name	Ticker	Stock Name	Weight
MassMutual Premier Global Fund	GOOGL-US	Alphabet Inc. Class A	10.90%
Invesco Global Invnt. Ser. - Global Focus ..	META-US	Meta Platforms Inc. Cl..	10.35%
Davis Global Fund	META-US	Meta Platforms Inc. Cl..	8.35%
Maj Invest Value Aktier	META-US	Meta Platforms Inc. Cl..	8.30%
Loomis Sayles Global Growth Fund	META-US	Meta Platforms Inc. Cl..	8.27%
MassMutual Premier Global Fund	META-US	Meta Platforms Inc. Cl..	7.58%
Mundoval Fund	GOOGL-US	Alphabet Inc. Class A	7.32%
GAM Funds - Disruptive Growth	NFLX-US	Netflix, Inc.	7.31%
Polen Global Growth Fund	GOOG-US	Alphabet Inc. Class C	7.07%
Thornburg Global Opportunities Fund	META-US	Meta Platforms Inc. Cl..	6.99%
Deka - GlobalChampions CF/TF	GOOGL-US	Alphabet Inc. Class A	6.86%
Seligson & Co. Global Top 25 Brands Fu..	GOOG-US	Alphabet Inc. Class C	6.74%
Morgan Stanley Invnt. Fds. - Global Opp..	META-US	Meta Platforms Inc. Cl..	6.70%
Fundsmith Equity Fund	META-US	Meta Platforms Inc. Cl..	6.68%
Invesco Global Invnt. Ser. - Global Focus ..	GOOGL-US	Alphabet Inc. Class A	6.66%



Top Country Holdings, %

Fund Name	Country	Weight
MassMutual Premier Global Fund	United States	19.17%
Loomis Sayles Global Growth Fund	United States	18.18%
Invesco Global Invnt. Ser. - Global Focus ..	United States	17.58%
GAM Star Fund Plc - Worldwide Equity	United States	17.45%
GAM Funds - Disruptive Growth	United States	15.67%
Mundoval Fund	United States	14.95%
Nordea 1 - Global Stable Equity Fund	United States	14.70%
Gabelli Global Growth Fund (The)	United States	14.66%
Davis Global Fund	United States	14.07%
Harding Laevner Global Equity Portfolio	United States	12.97%
Artisan Global Equity Fund	United States	12.50%
AZ Fund 1 - Equity - Global Growth	United States	12.36%
Holberg Global	United States	11.93%
Thornburg Global Opportunities Fund	United States	11.93%
Deka - GlobalChampions CF/TF	United States	11.81%

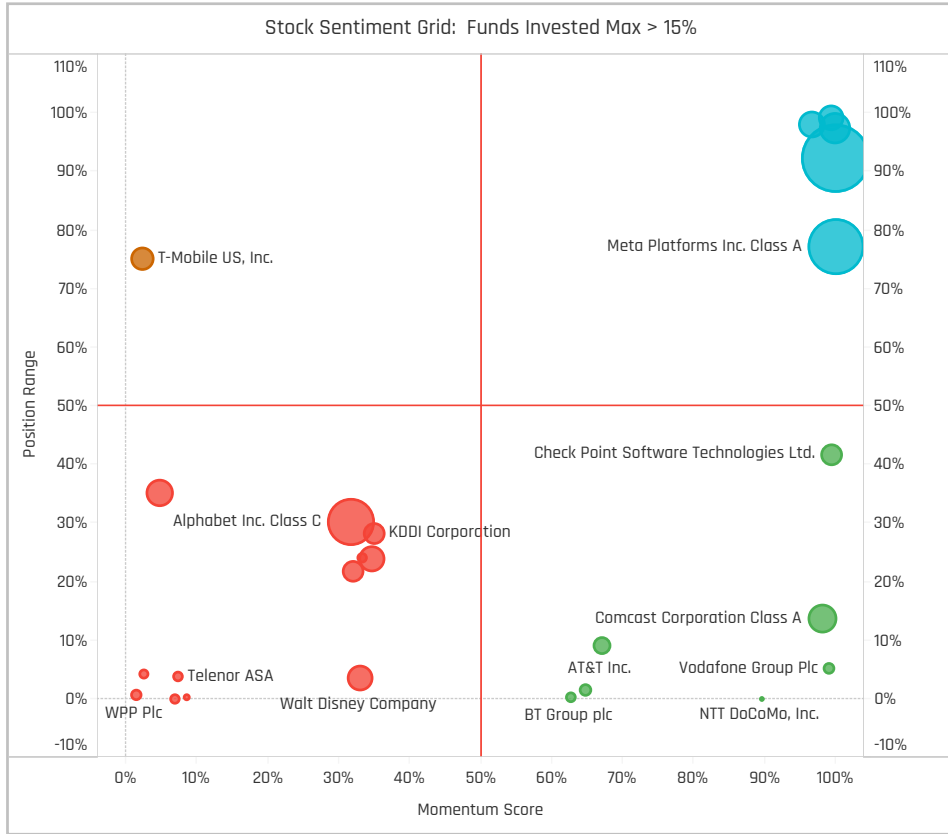
Top Stock Holdings, \$

Fund Name	Ticker	Stock Name	Value
American Funds New Perspective Fund	META-US	Meta Platforms Inc. Clas..	\$3,664M
Fundsmith Equity Fund	META-US	Meta Platforms Inc. Clas..	\$2,113M
First Eagle Global Fund	META-US	Meta Platforms Inc. Clas..	\$1,609M
American Funds New Perspective Fund	NFLX-US	Netflix, Inc.	\$1,402M
American Funds Capital World Growth ..	GOOG-US	Alphabet Inc. Class C	\$1,199M
American Funds New Perspective Fund	GOOG-US	Alphabet Inc. Class C	\$1,092M
American Funds New Perspective Fund	GOOGL-US	Alphabet Inc. Class A	\$1,064M
First Eagle Global Fund	CMCSA-U..	Comcast Corporation Cl..	\$1,022M
Fundsmith Equity Fund	GOOGL-US	Alphabet Inc. Class A	\$950M
Morgan Stanley Invnt. Fds. - Global Opp..	META-US	Meta Platforms Inc. Clas..	\$899M
American Funds Capital World Growth ..	META-US	Meta Platforms Inc. Clas..	\$838M
American Funds Capital World Growth ..	PUB-FR	Publicis Groupe SA	\$757M
American Funds Capital World Growth ..	NFLX-US	Netflix, Inc.	\$753M
First Eagle Global Fund	GOOG-US	Alphabet Inc. Class C	\$639M
American Funds Capital World Growth ..	GOOGL-US	Alphabet Inc. Class A	\$638M

Largest Changes in Fund Weight, %

Fund Name	New or C..	Change
Delaware Global Equity Fund II		7.94%
Delaware Global Equity Fund		7.88%
Carmignac Investissement		6.27%
BlackRock Global Funds - Syste..		5.21%
Artisan Global Equity Fund		5.14%
Artemis SmartGARP Paris-Align..		5.09%
American Century Focused Glob..		4.25%
AXA Framlington Global Themat..		-2.51%
Franklin Mutual Ser. Fds. - Ques..		-2.77%
LF Liontrust Investment Funds II..		-3.01%
BlackRock Global Dividend Portf..		-3.07%
Sanlam Universal Fds. Plc - Glob..		-3.29%
T Rowe Price Global Stock Fund		-3.70%
AIM Fds. Grp. (IFG) - Invesco Glo..		-4.92%

Ave Wgt Δ	Funds Invested Δ	Fund Flows, \$	Av Wgt vs ACWI Δ	Funds O/W % Δ
0.27%	0.29%	(\$283M)	0.03%	-0.29%



Aggregate Stock Holdings Changes

Ticker	Stock Name	Funds Invested % Δ	Average Weight Δ	Fund Flows, \$
META-US	Meta Platforms Inc. Class A	3.82%	0.18%	\$754M
NFLX-US	Netflix, Inc.	2.94%	0.07%	(\$94M)
GOOGL-US	Alphabet Inc. Class A	2.65%	0.07%	(\$30M)
G24-DE	Scout24 SE	2.06%	0.01%	\$19M
VOD-GB	Vodafone Group Plc	1.76%	0.00%	\$27M
WKL-NL	Walters Kluwer NV	1.47%	0.03%	\$88M
PUB-FR	Publicis Groupe SA	1.47%	0.02%	\$105M
O2D-DE	Telefonica Deutschland Holdin..	-1.18%	0.00%	(\$5M)
IT-US	Gartner, Inc.	-1.18%	0.00%	(\$10M)
LBTYK-US	Liberty Global Plc Class C	-1.18%	0.00%	(\$2M)
GOOG-US	Alphabet Inc. Class C	-1.18%	-0.01%	(\$370M)
DIS-US	Walt Disney Company	-1.18%	0.01%	\$394M
DOCS-US	Doximity, Inc. Class A	-1.47%	-0.01%	\$8M
WPP-GB	WPP Plc	-2.06%	0.00%	(\$18M)

Largest Fund Flows, \$

Fund Name	New or Cl..	Flow
American Funds New Perspecti..		\$289M
First Eagle Global Fund		\$240M
BlackRock Global Funds - Syste..		\$238M
Carmignac Investissement		\$182M
Deka - DividendenStrategie		\$114M
St. James's Place Unit Trust - S..		\$109M
St. James's Place International..		\$105M
Dodge & Cox Global Stock Fund		(\$113M)
St. James's Place Unit Trust - G..		(\$118M)
American Funds Capital World ..		(\$123M)
Franklin Mutual Ser. Fds. - Glob..		(\$125M)
FTIF SICAV - Growth (Euro) Fund		(\$133M)
T Rowe Price Global Stock Fund		(\$247M)
DWS Top Dividende		(\$258M)

Largest Fund Level Changes in Stock Weight, %

Fund Name	Stock Name	New ..	Change
Ariel Global Fund	Check Point Software Tec..		5.17%
Carmignac Investissement	Meta Platforms Inc. Class..	New	4.89%
American Century Focused Global ..	Alphabet Inc. Class A	New	4.69%
Artisan Global Equity Fund	Meta Platforms Inc. Class..	New	4.58%
Uni 21. Jahrhundert -net-	Alphabet Inc. Class A	New	4.15%
Franklin Mutual Ser. Fds. - Beacon ..	Walt Disney Company	New	3.48%
Ninety One Glob. Strat. Fd. - Global ..	Alphabet Inc. Class A	New	3.05%
LF Liontrust Investment Funds III ..	SoftBank Group Corp.	Close	-2.32%
DWS Global Growth	Alphabet Inc. Class A		-2.36%
SVS Aubrey Capital Mgmt. Invst. Fu..	Doximity, Inc. Class A	Close	-2.56%
Alger Global Focus Fund	Walt Disney Company	Close	-2.99%
Redwheel Funds SICAV - Global Ho..	Charter Communications...	Close	-3.12%
AIM Fds. Grp. (IFG) - Invesco Global..	Charter Communications...	Close	-3.28%
Ariel Global Fund	Baidu Inc Sponsored ADR..		-3.61%

Country Holding Changes: [Funds Invested Δ] / [Ave Wgt Δ] // Fund Flows, \$

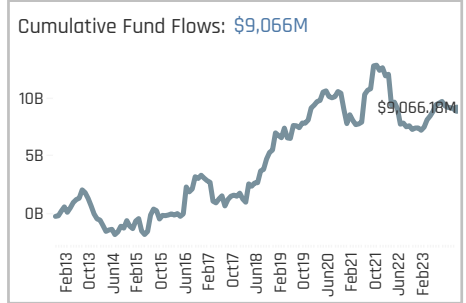
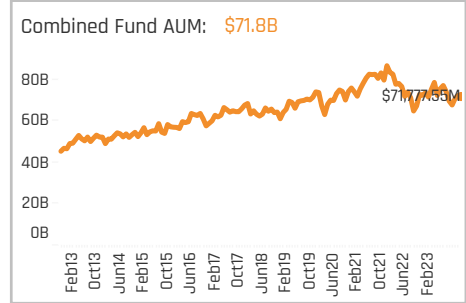
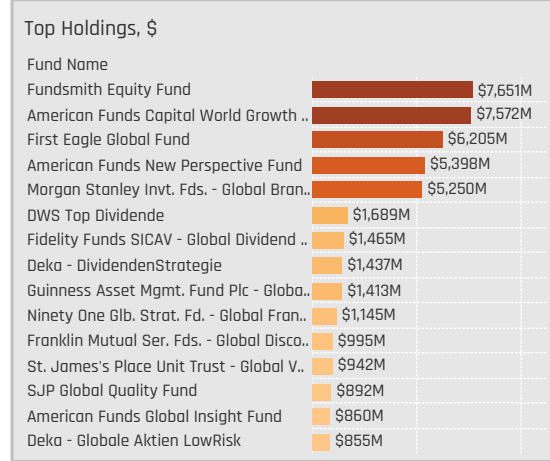
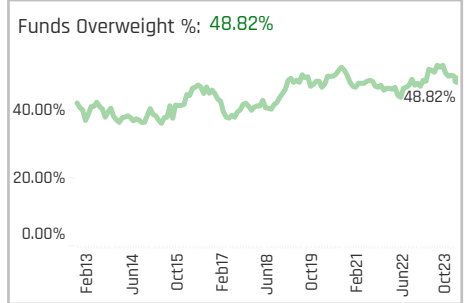
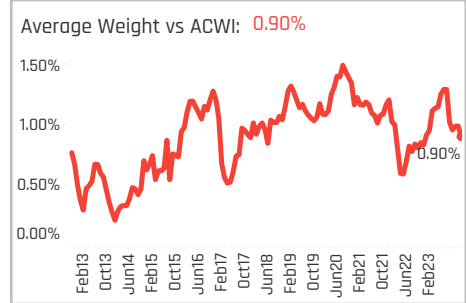
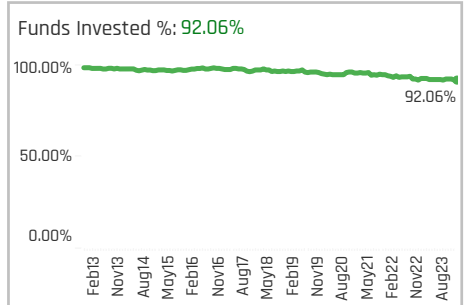
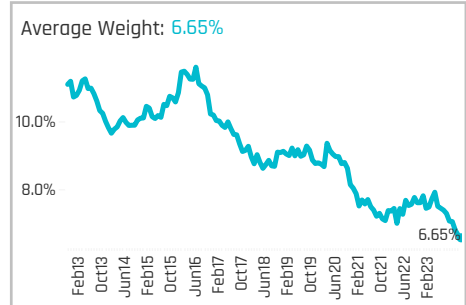
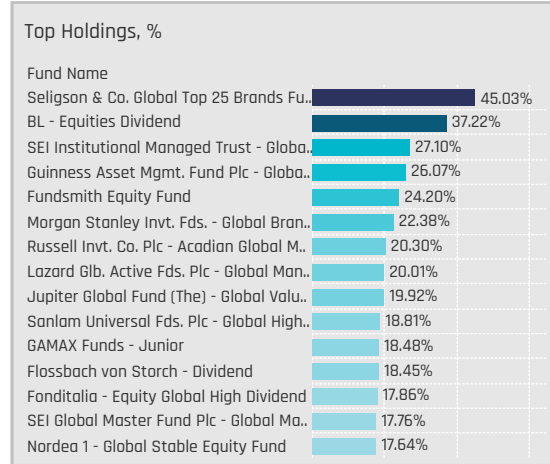
Country	Change	Flow
Germany	1.18%	\$56M
China & HK	1.18%	(\$32M)
Spain	1.18%	\$2M
Luxembourg	1.18%	(\$6M)
Israel	1.18%	(\$102M)
Netherlands	0.88%	\$101M
France	0.59%	\$88M
Belgium	-0.29%	\$0M
South Korea	-0.29%	(\$1M)
Australia	-0.59%	(\$46M)
South Africa	-0.59%	\$13M
Sweden	-0.88%	(\$41M)
Norway	-0.88%	(\$18M)
Japan	-2.35%	(\$101M)

Largest Changes in Fund Country Weight, %

Fund Name	New o..	Country	Change
Delaware Global Equity Fund II	New	United States	7.37%
Delaware Global Equity Fund	New	United States	7.34%
Carmignac Investissement		United States	7.05%
Artisan Global Equity Fund		United States	6.48%
Ariel Global Fund		Israel	5.17%
BlackRock Global Funds - Systemati..		United States	4.75%
Redwheel Funds SICAV - Global Hori..	New	Japan	4.39%
LF Liontrust Investment Funds III ..	Close	Japan	-2.32%
Sanlam Universal Fds. Plc - Global H..		China & HK	-2.77%
T Rowe Price Global Stock Fund		United States	-2.99%
Alger Global Focus Fund	Close	United States	-2.99%
Ariel Global Fund		China & HK	-3.61%
Redwheel Funds SICAV - Global Hori..		United States	-5.35%
AIM Fds. Grp. (IFG) - Invesco Global C..		United States	-7.26%

Largest Fund Level Stock Inflows/Outflows, \$

Fund Name	Stock Name	New..	Flow
St. James's Place International Eq..	Meta Platforms Inc. Class..	New	\$242M
First Eagle Global Fund	Walt Disney Company	New	\$240M
American Funds Capital World Gro..	Meta Platforms Inc. Class..		\$202M
Scottish Mortgage Investment Trus..	Meta Platforms Inc. Class..	New	\$148M
Carmignac Investissement	Meta Platforms Inc. Class..	New	\$142M
American Funds New Perspective F..	Meta Platforms Inc. Class..		\$138M
St. James's Place International Eq..	Netflix, Inc.	New	\$119M
T Rowe Price Global Stock Fund	T-Mobile US, Inc.	Close	(\$103M)
T Rowe Price Global Stock Fund	Meta Platforms Inc. Class..		(\$107M)
American Funds Capital World Gro..	Alphabet Inc. Class A		(\$109M)
FTIF SICAV - Growth (Euro) Fund	T-Mobile US, Inc.	Close	(\$151M)
American Funds Capital World Gro..	Alphabet Inc. Class C		(\$170M)
American Funds Capital World Gro..	Netflix, Inc.		(\$216M)
DWS Top Dividende	Verizon Communications ..	Close	(\$218M)



Aggregate Stock Holdings Data, Ranked by Most Widely Held.

Ticker	Stock Name	Funds Invested %	Average Weight	Vs Benchmark	Fund AUM, \$
NESN-CH	Nestle S.A.	35.29%	0.47%	0.02%	\$5,913M
ULVR-GB	Unilever PLC	32.35%	0.42%	0.24%	\$4,271M
PG-US	Procter & Gamble Company	32.06%	0.42%	-0.12%	\$3,671M
KO-US	Coca-Cola Company	26.47%	0.34%	-0.02%	\$2,657M
OR-FR	L'Oreal S.A.	26.18%	0.38%	0.21%	\$2,851M
PEP-US	PepsiCo, Inc.	24.71%	0.28%	-0.06%	\$2,741M
RKT-GB	Reckitt Benckiser Group plc	21.76%	0.30%	0.23%	\$3,314M
CVS-US	CVS Health Corporation	18.53%	0.15%	0.01%	\$988M
CL-US	Colgate-Palmolive Company	18.53%	0.19%	0.10%	\$2,068M
MDLZ-US	Mondelez International, Inc. C..	16.47%	0.15%	0.00%	\$1,438M
DGE-GB	Diageo plc	15.59%	0.12%	-0.01%	\$1,269M
EL-US	Estee Lauder Companies Inc. ..	15.29%	0.11%	0.06%	\$1,628M
AD-NL	Koninklijke Ahold Delhaize N.V.	13.82%	0.10%	0.05%	\$473M
RI-FR	Pernod Ricard SA	13.24%	0.06%	0.00%	\$1,055M
KMB-US	Kimberly-Clark Corporation	13.24%	0.08%	0.02%	\$303M

Top Stock Holdings, %

Fund Name	Ticker	Stock Name	Percentage
Seligson & Co. Global Top 25 Brands Fu..	PG-US	Procter & Gamble Co..	7.24%
Seligson & Co. Global Top 25 Brands Fu..	KO-US	Coca-Cola Company	6.85%
Seligson & Co. Global Top 25 Brands Fu..	PEP-US	PepsiCo, Inc.	6.75%
BL - Equities Dividend	ULVR-GB	Unilever PLC	5.85%
Morgan Stanley Invnt. Fds. - Global Bran..	PM-US	Philip Morris Internati..	5.75%
BL - Equities Dividend	NESN-CH	Nestle S.A.	5.62%
Castle Focus Fund	ULVR-GB	Unilever PLC	5.23%
Skagen Focus	ACI-US	Albertsons Companies..	5.15%
BL - Equities Dividend	RKT-GB	Reckitt Benckiser Grou..	5.14%
Morgan Stanley Invnt. Fds. - Global Bran..	RKT-GB	Reckitt Benckiser Grou..	5.12%
BL - Equities Dividend	CL-US	Colgate-Palmolive Co..	4.97%
Longleaf Partners Global Fund	WBDF-RU	Wimm-Bill-Dann Food..	4.71%
St. James's Place Unit Trust - Global	BN-FR	Danone SA	4.62%
Artisan Global Value Fund	BN-FR	Danone SA	4.61%
AB SICAV I - Global Core Equity Portfolio	KO-US	Coca-Cola Company	4.49%

Aggregate Country Holdings: [Ave Wgt] / [vs ACWI] / [Funds Invested]

Country	Ave Wgt	[vs ACWI]	[Funds Invested]
United States	2.94%	0.16%	59.41%
United Kingdom	1.16%	0.57%	39.41%
France	0.61%	0.32%	37.35%
Switzerland	0.49%	0.00%	32.06%
Japan	0.28%	-0.01%	24.41%
Netherlands	0.25%	0.14%	17.06%
China & HK	0.10%	-0.05%	10.88%
Germany	0.10%	0.05%	8.53%
Mexico	0.09%	0.00%	6.76%
Belgium	0.08%	0.01%	7.06%
Canada	0.08%	0.01%	14.12%
Ireland	0.07%	0.05%	7.06%
Denmark	0.06%	0.04%	9.71%
Brazil	0.04%	-0.01%	5.59%
Norway	0.03%	0.01%	7.94%

Top Country Holdings, %

Fund Name	Country	Percentage
Seligson & Co. Global Top 25 Brands Fu..	United States	31.48%
Fundsmith Equity Fund	United States	18.30%
SEI Institutional Managed Trust - Globa..	United States	15.59%
BL - Equities Dividend	United States	14.96%
Russell Invnt. Co. Plc - Acadian Global M..	United States	13.72%
Lazard Glb. Active Fds. Plc - Global Man..	United States	12.88%
SEI Global Master Fund Plc - Global Ma..	United States	11.78%
BL - Equities Dividend	United Kingdom	10.98%
Fonditalia - Equity Global High Dividend	United States	10.82%
Nordea 1 - Global Stable Equity Fund	United States	10.76%
Guinness Asset Mgmt. Fund Plc - Globa..	United States	10.69%
LSV Global Managed Volatility Fund	United States	10.43%
Sanlam Universal Fds. Plc - Global High..	United Kingdom	10.37%
Morgan Stanley Invnt. Fds. - Global Bran..	United States	10.30%
Lazard Investment Funds - Global Equi..	United States	9.02%

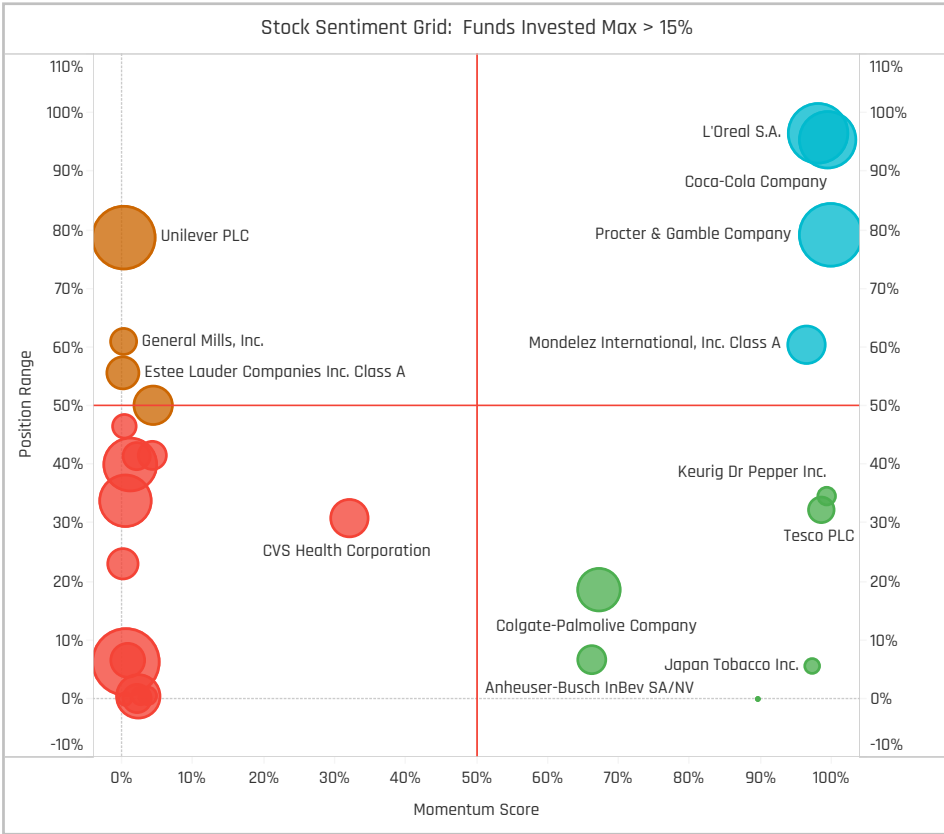
Top Stock Holdings, \$

Fund Name	Ticker	Stock Name	Value
American Funds Capital World Growth ..	PM-US	Philip Morris Internation..	\$1,837M
Fundsmith Equity Fund	PM-US	Philip Morris Internation..	\$1,352M
Morgan Stanley Invnt. Fds. - Global Bran..	PM-US	Philip Morris Internation..	\$1,349M
Morgan Stanley Invnt. Fds. - Global Bran..	RKT-GB	Reckitt Benckiser Group ..	\$1,200M
American Funds New Perspective Fund	NESN-CH	Nestle S.A.	\$1,184M
Fundsmith Equity Fund	PEP-US	PepsiCo, Inc.	\$1,011M
Fundsmith Equity Fund	MKC-US	McCormick & Company, I..	\$953M
American Funds Capital World Growth ..	NESN-CH	Nestle S.A.	\$831M
American Funds New Perspective Fund	PM-US	Philip Morris Internation..	\$821M
First Eagle Global Fund	FEMSAU..	Fomento Economico Me..	\$735M
Fundsmith Equity Fund	ULVR-GB	Unilever PLC	\$709M
First Eagle Global Fund	BN-FR	Danone SA	\$685M
Fundsmith Equity Fund	PG-US	Procter & Gamble Comp..	\$654M
Fundsmith Equity Fund	EL-US	Estee Lauder Companie..	\$652M
Fundsmith Equity Fund	DGE-GB	Diageo plc	\$647M

Largest Changes in Fund Weight, %

Fund Name	New or C..	Change
Seligson & Co. Global Top 25 Br..		6.98%
DWS Invest - CROCI Global Divid..	New	6.05%
Longleaf Partners Global Fund		5.07%
St. James's Place Unit Trust - Gl..		3.69%
Virtus NFJ Global Sustainability ..	New	2.99%
Artisan Global Value Fund		2.90%
Sanlam Universal Fds. Plc - Glob..		2.89%
Ariel Global Fund		-5.12%
JOHCM Umbrella Fund Plc - Glob..		-6.07%
Eaton Vance Richard Bernstein ..		-6.12%
Robeco Capital Gr. Fds. - QI Glob..		-6.54%
Baring Global Umbrella Fund - Gl..		-7.31%
Delaware Global Equity Fund II		-26.21%
Delaware Global Equity Fund		-26.31%

Ave Wgt Δ	Funds Invested Δ	Fund Flows, \$	Av Wgt vs ACWI Δ	Funds O/W % Δ
-0.80%	-0.29%	(\$521M)	-0.39%	-3.82%



Aggregate Stock Holdings Changes

Ticker	Stock Name	Funds Invested % Δ	Average Weight Δ	Fund Flows, \$
WBDF-RU	Wimm-Bill-Dann Foods OJSC	2.35%	0.02%	\$2M
PG-US	Procter & Gamble Company	1.76%	0.04%	\$86M
LISP-CH	Chocoladefabriken Lindt & Spr..	1.47%	0.00%	\$83M
KO-US	Coca-Cola Company	1.47%	0.02%	\$340M
KDP-US	Keurig Dr Pepper Inc.	1.47%	0.01%	\$157M
KLG-US	WK Kellogg Co	1.18%	0.00%	\$0M
CCH-GB	Coca-Cola HBC AG	0.88%	0.00%	\$4M
KESKOB-FI	Kesko Oyj Class B	-1.47%	0.00%	(\$3M)
4452-JP	Kao Corp.	-1.47%	-0.01%	(\$50M)
WBA-US	Walgreens Boots Alliance, Inc.	-2.06%	-0.01%	(\$13M)
AD-NL	Koninklijke Ahold Delhaize N.V.	-2.35%	-0.07%	(\$72M)
EL-US	Estee Lauder Companies Inc. C..	-2.94%	-0.06%	(\$41M)
ESSITY-B-SE	Essity AB Class B	-2.94%	-0.02%	(\$67M)
GIS-US	General Mills, Inc.	-2.94%	-0.02%	(\$17M)

Largest Fund Flows, \$

Fund Name	New or Cl..	Flow
American Funds Capital World ..		\$260M
DWS Top Dividende		\$183M
Dodge & Cox Global Stock Fund		\$158M
Deka - DividendenStrategie		\$155M
St. James's Place Unit Trust - G..		\$122M
Guinness Asset Mgmt. Fund Plc..		\$118M
St. James's Place Unit Trust - S..		\$113M
RBC Funds (Lux) - Global Equity..		(\$91M)
JOHCM Umbrella Fund Plc - Glo..		(\$96M)
PGIM Jennison Global Opportun..		(\$113M)
Carmignac Investissement		(\$124M)
Fidelity Funds SICAV - Global Di..		(\$126M)
T Rowe Price Global Stock Fund		(\$162M)
American Funds New Perspecti..		(\$67M)

Largest Fund Level Changes in Stock Weight, %

Fund Name	Stock Name	New ..	Change
Longleaf Partners Global Fund	Wimm-Bill-Dann Foods O..	New	4.71%
Seligson & Co. Global Top 25 Bran..	PepsiCo, Inc.		3.88%
Sanlam Universal Fds. Plc - Global ..	Heineken NV	New	3.12%
Vontobel Fund - Global Equity	Mondelez International, I..	New	3.00%
Virtus Vontobel Global Opportuniti..	Mondelez International, I..	New	2.98%
Ninety One Glob. Strat. Fd. - Global ..	Sendas Distribuidora SA	New	2.97%
BlackRock Global Dividend Portfolio	Nestle S.A.	New	2.95%
Delaware Global Equity Fund	Diageo plc	Close	-4.14%
Castle Focus Fund	Ingredion Incorporated	Close	-4.23%
AIM Fds. Grp. (IFG) - Invesco Global..	British American Tobacco..	Close	-4.29%
Delaware Global Equity Fund II	Unilever PLC	Close	-4.44%
Delaware Global Equity Fund	Unilever PLC	Close	-4.48%
Delaware Global Equity Fund II	Koninklijke Ahold Delhaiz..	Close	-5.27%
Delaware Global Equity Fund	Koninklijke Ahold Delhaiz..	Close	-5.28%

Country Holding Changes: [Funds Invested Δ] / [Ave Wgt Δ] / / Fund Flows, \$

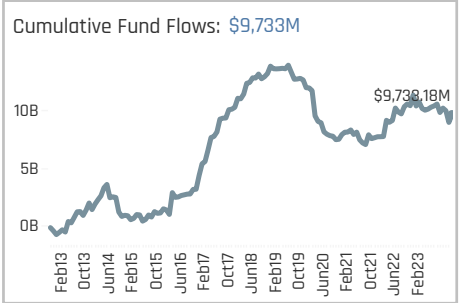
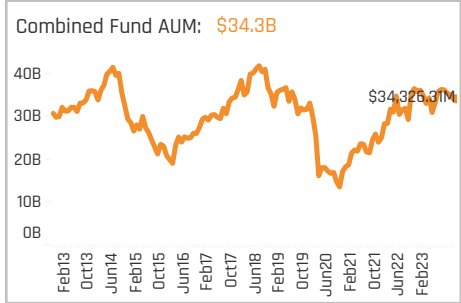
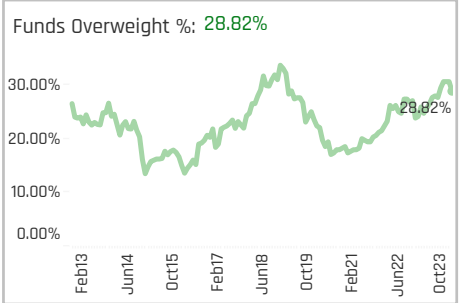
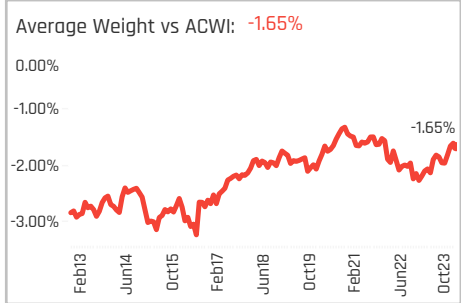
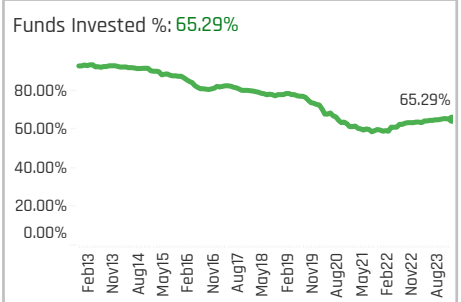
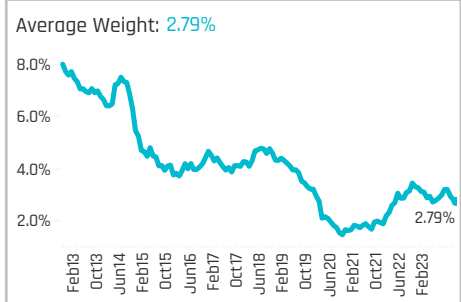
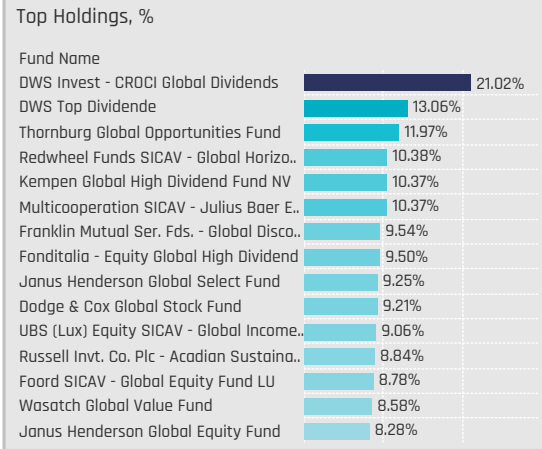
Country	Invested Δ	Ave Wgt Δ	Fund Flows, \$
Russia	2.65%	0.02%	\$3M
Brazil	0.88%	0.01%	\$98M
Canada	0.88%	0.00%	(\$5M)
India	0.59%	0.00%	(\$24M)
Spain	0.59%	0.00%	\$0M
Japan	0.29%	-0.02%	\$79M
Turkey	0.29%	0.00%	(\$11M)
Finland	-1.18%	0.00%	(\$3M)
France	-1.47%	-0.05%	(\$101M)
Norway	-1.76%	0.00%	(\$38M)
United States	-2.05%	-0.25%	\$310M
Netherlands	-2.05%	-0.07%	\$30M
Sweden	-2.55%	-0.02%	(\$67M)
United Kingdom	-2.94%	-0.22%	(\$501M)

Largest Changes in Fund Country Weight, %

Fund Name	New a..	Country	Change
Seligson & Co. Global Top 25 Brands..		United States	9.16%
DWS Invest - CROCI Global Dividends	New	United States	6.05%
Longleaf Partners Global Fund	New	Russia	4.71%
Sanlam Universal Fds. Plc - Global H..	New	Netherlands	3.12%
Vontobel Fund - Global Equity		United States	3.11%
Virtus Vontobel Global Opportunitie..		United States	3.02%
Ninety One Glob. Strat. Fd. - Global V..	New	Brazil	2.97%
Delaware Global Equity Fund II	Close	Netherlands	-5.27%
Delaware Global Equity Fund	Close	Netherlands	-5.28%
AIM Fds. Grp. (IFG) - Invesco Global C..	Close	United Kingdom	-5.84%
Delaware Global Equity Fund II		United Kingdom	-5.94%
Delaware Global Equity Fund		United Kingdom	-6.04%
Delaware Global Equity Fund II		United States	-6.38%
Delaware Global Equity Fund		United States	-6.40%

Largest Fund Level Stock Inflows/Outflows, \$

Fund Name	Stock Name	New..	Flow
American Funds Capital World Gro..	Philip Morris Internationa..		\$218M
DWS Top Dividende	PepsiCo, Inc.		\$175M
American Funds New Perspective F..	Danone SA		\$162M
St. James's Place Unit Trust - Sust..	Kerry Group Plc Class A	New	\$135M
Morgan Stanley Inv. Fds. - Global ..	Coca-Cola Company		\$106M
Vontobel Fund - Global Equity	Mondelez International, I..	New	\$101M
DWS Top Dividende	Diageo plc	New	\$101M
PGIM Jennison Global Opportunitie..	Pernod Ricard SA	Close	(\$113M)
American Funds Capital World Gro..	British American Tobacco..		(\$133M)
American Funds New Perspective F..	Constellation Brands, Inc..	Close	(\$138M)
American Funds Capital World Gro..	Altria Group Inc		(\$147M)
DWS Top Dividende	Unilever PLC	Close	(\$213M)
American Funds New Perspective F..	Nestle S.A.		(\$280M)
American Funds New Perspective F..	Mondelez International, I..	Close	(\$249M)



Aggregate Stock Holdings Data, Ranked by Most Widely Held.

Ticker	Stock Name	Funds Invested %	Average Weight	Vs Benchmark	Fund AUM, \$
SHEL-GB	Shell PLC	26.18%	0.36%	0.06%	\$4,424M
TTE-FR	TotalEnergies SE	23.82%	0.26%	0.05%	\$3,423M
XOM-US	Exxon Mobil Corporation	17.65%	0.17%	-0.44%	\$2,259M
COP-US	ConocoPhillips	14.41%	0.11%	-0.08%	\$1,084M
EOG-US	EOG Resources, Inc.	13.53%	0.08%	-0.01%	\$1,378M
CVX-US	Chevron Corporation	12.94%	0.12%	-0.27%	\$1,354M
FI-US	Expro Group Holdings N.V.	12.06%	0.14%	0.02%	\$1,044M
BP-GB	BP p.l.c.	12.06%	0.10%	-0.05%	\$1,735M
EQNR-NO	Equinor ASA	11.47%	0.10%	0.06%	\$522M
SLB-US	Schlumberger NV	10.88%	0.10%	-0.01%	\$2,810M
VLO-US	Valero Energy Corporation	9.41%	0.04%	-0.05%	\$191M
MPC-US	Marathon Petroleum Corpora..	9.12%	0.08%	-0.02%	\$402M
HES-US	Hess Corporation	9.12%	0.08%	0.02%	\$443M
REP-ES	Repsol SA	7.94%	0.03%	-0.01%	\$74M
SU-CA	Suncor Energy Inc.	7.65%	0.05%	-0.02%	\$565M

Top Stock Holdings, %

Fund Name	Ticker	Stock Name	Weight
Ranmore Global Equity Fund Plc	PETR3-BR	Petroleo Brasileiro SA	6.74%
Longleaf Partners Global Fund	CNX-US	CNX Resources Corpor..	5.45%
Sanlam Universal Fds. Plc - Global High..	FI-US	Expro Group Holdings ..	4.97%
Castle Focus Fund	ENB-CA	Enbridge Inc.	4.86%
Thornburg Global Opportunities Fund	TTE-FR	TotalEnergies SE	4.68%
Wasatch Global Value Fund	TTE-FR	TotalEnergies SE	4.54%
Thornburg Global Opportunities Fund	500325-IN	Reliance Industries Li..	4.51%
Ninety One Glb. Strat. Fd. - Global Valu..	NOV-US	NOV Inc.	4.42%
Scharf Global Opportunity Fund	FI-US	Expro Group Holdings ..	4.01%
Fidelity Inv. Trust - Worldwide Fund	FI-US	Expro Group Holdings ..	3.85%
Janus Henderson Global Select Fund	MPC-US	Marathon Petroleum ..	3.80%
Janus Henderson Global Equity Fund	MPC-US	Marathon Petroleum ..	3.76%
Davis Global Fund	TECK.B-CA	Teck Resources Limite..	3.54%
JOHCM Umbrella Fund Plc - Global Opp..	SHEL-GB	Shell PLC	3.49%
Franklin Mutual Ser. Fds. - Beacon Fund	SHEL-GB	Shell PLC	3.42%

Aggregate Country Holdings: [Ave Wgt] / [vs ACWI] / [Funds Invested]

Country	Ave Wgt	Vs ACWI	Funds Invested
United States	1.14%	-1.10%	48.82%
United Kingdom	0.48%	0.03%	
Canada	0.27%	-0.21%	22.65%
France	0.26%	0.05%	23.82%
Norway	0.15%	0.10%	17.94%
Netherlands	0.15%	0.03%	13.24%
India	0.05%	-0.14%	4.41%
Italy	0.05%	-0.03%	10.59%
Brazil	0.05%	-0.09%	4.41%
Australia	0.03%	-0.06%	9.12%
Spain	0.03%	-0.01%	8.82%
China & HK	0.02%	-0.10%	5.29%
Finland	0.02%	0.00%	5.00%
Japan	0.02%	-0.02%	5.47%
Austria	0.01%	0.00%	5.00%

Top Country Holdings, %

Fund Name	Country	Weight
DWS Invest - CROCI Global Dividends	United States	13.47%
UBS (Lux) Equity SICAV - Global Income..	United States	8.42%
Fonditalia - Equity Global High Dividend	United States	7.10%
Fidelity Series Intrinsic Opportunities F..	United States	6.88%
Ranmore Global Equity Fund Plc	Brazil	6.74%
BNY Mellon Worldwide Growth Fund	United States	6.60%
First Eagle Global Fund	United States	6.44%
T Rowe Price Global Stock Fund	United States	6.23%
First Eagle Amundi - International Fund	United States	6.17%
Multicooperation SICAV - Julius Baer E..	United States	6.12%
UniValueFonds: Global	United States	5.66%
Longleaf Partners Global Fund	United States	5.45%
Janus Henderson Global Select Fund	Canada	5.45%
UBS Lux Equity SICAV - Global High Divi..	United States	5.25%
Sanlam Universal Fds. Plc - Global High..	Netherlands	4.97%

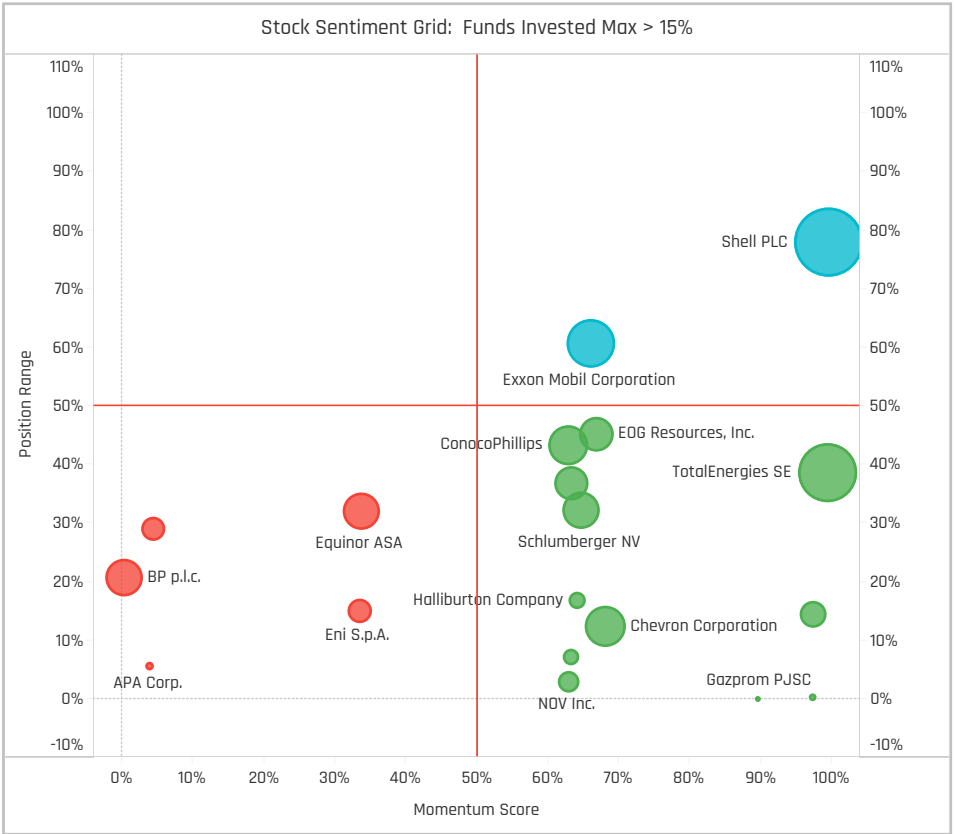
Top Stock Holdings, \$

Fund Name	Ticker	Stock Name	Value
American Funds Capital World Growth ..	CNQ-CA	Canadian Natural Resou..	\$1,595M
First Eagle Global Fund	XOM-US	Exxon Mobil Corporation	\$981M
First Eagle Global Fund	SLB-US	Schlumberger NV	\$969M
American Funds New Perspective Fund	TTE-FR	TotalEnergies SE	\$828M
American Funds New Perspective Fund	CVE-CA	Cenovus Energy Inc.	\$687M
American Funds Capital World Growth ..	EOG-US	EOG Resources, Inc.	\$633M
First Eagle Global Fund	IMO-CA	Imperial Oil Limited	\$629M
DWS Top Dividende	SHEL-GB	Shell PLC	\$594M
American Funds Capital World Growth ..	TRP-CA	TC Energy Corporation	\$579M
DWS Top Dividende	TTE-FR	TotalEnergies SE	\$558M
American Funds New Perspective Fund	BP-GB	BP p.l.c.	\$555M
First Eagle Global Fund	NOV-US	NOV Inc.	\$525M
American Funds New Perspective Fund	SLB-US	Schlumberger NV	\$504M
DWS Top Dividende	SLB-US	Schlumberger NV	\$460M
American Funds Capital World Growth ..	CVE-CA	Cenovus Energy Inc.	\$455M

Largest Changes in Fund Weight, %

Fund Name	New or C..	Change
Redwheel Funds SICAV - Global ..		7.14%
Delaware Global Equity Fund II	New	4.53%
Delaware Global Equity Fund	New	4.51%
Artemis SmartGARP Global Equi..		3.24%
Eaton Vance Richard Bernstein ..		2.71%
Causeway Global Value Fund		2.27%
DWS Concept DJE Globale Aktien		2.19%
Delaware Ivy Global Growth Fund		-2.99%
Quoniam Fds. Selection SICAV - ..		-3.33%
Carmignac Investissement		-3.35%
LF Liontrust Investment Funds II..		-3.58%
AXA IM Equity Trust - Global Equ..		-3.63%
Longleaf Partners Global Fund		-3.81%
Pioneer Global Sustainable Equi..		-4.47%

Ave Wgt Δ	Funds Invested Δ	Fund Flows, \$	Av Wgt vs ACWI Δ	Funds O/W % Δ
-0.12%	0.29%	(\$754M)	0.18%	0.88%



Aggregate Stock Holdings Changes

Ticker	Stock Name	Funds Invested % Δ	Average Weight Δ	Fund Flows, \$
TTE-FR	TotalEnergies SE	1.76%	0.02%	(\$82M)
XOM-US	Exxon Mobil Corporation	1.47%	-0.01%	(\$19M)
SHEL-GB	Shell PLC	1.18%	0.03%	\$277M
TOU-CA	Tourmaline Oil Corp.	1.18%	0.00%	\$32M
TECK.B-CA	Teck Resources Limited Class B	1.18%	0.01%	\$61M
PPL-CA	Pembina Pipeline Corporation	1.18%	0.00%	\$8M
CVX-US	Chevron Corporation	0.88%	0.00%	(\$36M)
386-HK	China Petroleum & Chemical C..	-0.59%	0.00%	(\$7M)
VLO-US	Valero Energy Corporation	-0.59%	0.00%	(\$28M)
EQNR-NO	Equinor ASA	-0.59%	0.00%	(\$65M)
ENI-IT	Eni S.p.A.	-0.88%	0.00%	(\$8M)
OVV-US	Ovintiv Inc	-0.88%	-0.01%	(\$159M)
SRG-IT	Snam S.p.A.	-1.47%	-0.01%	(\$12M)
BP-GB	BP p.l.c.	-2.06%	-0.04%	(\$316M)

Largest Fund Flows, \$

Fund Name	New or Cl..	Flow
American Funds Capital World ..		\$563M
First Eagle Global Fund		\$234M
T Rowe Price Global Stock Fund		\$72M
JPMorgan Investment Fds. - ..		\$63M
Fidelity Inv. Trust - Worldwide F..		\$56M
AB SICAV I - Low Volatility Equi..		\$55M
Old Westbury Large Cap Strate..		\$54M
BlackRock Global Funds - Syste..		(\$46M)
HBOS International Invnt. Funds ..		(\$50M)
BNY Mellon Investment Fds. - G..		(\$57M)
Dodge & Cox Global Stock Fund		(\$110M)
Carmignac Investissement		(\$126M)
DWS Top Dividende		(\$134M)
American Funds New Perspecti..		(\$1,068M)

Largest Fund Level Changes in Stock Weight, %

Fund Name	Stock Name	New ..	Change
Franklin Mutual Ser. Fds. - Beacon ..	Shell PLC	New	3.42%
Redwheel Funds SICAV - Global Ho..	Eni S.p.A.	New	2.93%
Redwheel Funds SICAV - Global Ho..	Shell PLC	New	2.90%
Redwheel Funds SICAV - Global Ho..	TotalEnergies SE	New	2.89%
Janus Henderson Global Equity Fu..	Canadian Natural Resour..	New	2.56%
Lazard Investment Funds - Global ..	Chevron Corporation	New	2.49%
Causeway Global Value Fund	Shell PLC	New	2.26%
DWS Invest - CROCI Global Dividen..	Marathon Petroleum Cor..	Close	-2.24%
Lazard Investment Funds - Global ..	Pioneer Natural Resource..	Close	-2.30%
Janus Henderson Global Equity Fu..	Marathon Petroleum Cor..		-2.44%
Pioneer Global Sustainable Equity ..	Occidental Petroleum Cor..	Close	-2.46%
Redwheel Funds SICAV - Global Ho..	BP p.l.c.	Close	-3.24%
LF Liontrust Investment Funds III - ..	Expro Group Holdings N.V.		-3.58%
Franklin Mutual Ser. Fds. - Beacon ..	BP p.l.c.	Close	-3.91%

Country Holding Changes: [Funds Invested Δ] / [Ave Wgt Δ] / / Fund Flows, \$

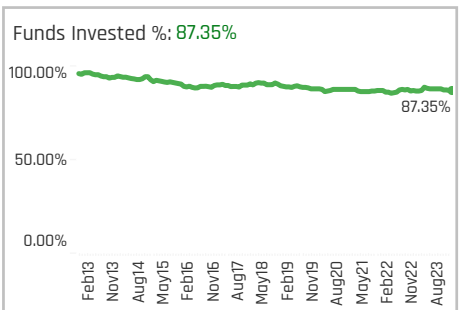
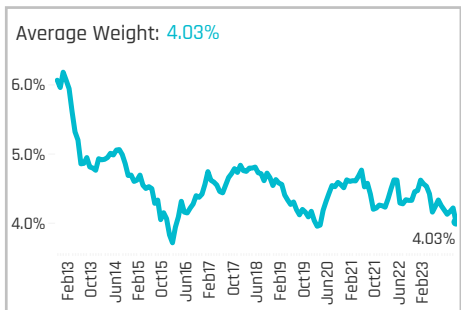
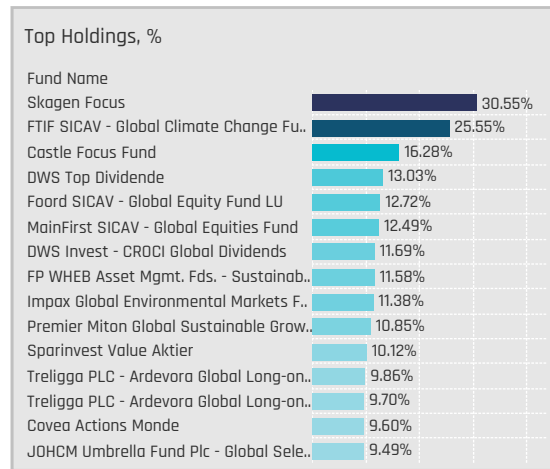
Country	Change	Flow
France	1.47%	\$82M
Canada	1.18%	\$67M
Portugal	0.88%	\$6M
Netherlands	0.88%	(\$55M)
China & HK	0.88%	\$20M
United States	0.88%	(\$611M)
Russia	0.59%	\$672M
Israel	-0.29%	(\$2M)
Hungary	-0.29%	(\$1M)
Germany	-0.29%	\$0M
South Korea	-0.59%	\$0M
Austria	-0.59%	(\$5M)
Australia	-1.18%	(\$183M)
Italy	-1.47%	(\$20M)

Largest Changes in Fund Country Weight, %

Fund Name	New a..	Country	Change
Janus Henderson Global Equity Fund	New	Canada	4.52%
DWS Invest - CROCI Global Dividends	Close	United States	3.01%
Redwheel Funds SICAV - Global Hori..	New	Italy	2.93%
Redwheel Funds SICAV - Global Hori..	New	France	2.89%
Causeway Global Value Fund		United Kingdom	2.68%
Eaton Vance Richard Bernstein Equi..		United States	2.31%
Artemis SmartGARP Global Equity F..	New	United States	2.29%
DWS Invest - CROCI Global Dividends	Close	Spain	-1.99%
DWS Invest - CROCI Global Dividends	Close	Italy	-2.03%
Steward Global Equity Income Fund	Close	Brazil	-2.05%
Longleaf Partners Global Fund	Close	Netherlands	-2.15%
Janus Henderson Global Equity Fund		United States	-2.44%
LF Liontrust Investment Funds III - ..		Netherlands	-3.58%
Pioneer Global Sustainable Equity F..		United States	-4.95%

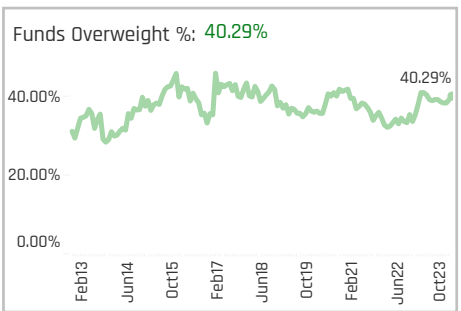
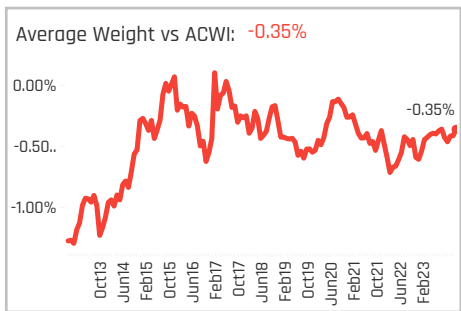
Largest Fund Level Stock Inflows/Outflows, \$

Fund Name	Stock Name	New..	Flow
American Funds Capital World Gra..	Gazprom PJSC	New	\$405M
American Funds Capital World Gra..	TC Energy Corporation		\$373M
American Funds New Perspective F..	Gazprom PJSC	New	\$267M
American Funds Capital World Gra..	Neste Corporation	New	\$231M
First Eagle Global Fund	ONEOK, Inc.	New	\$142M
Franklin Mutual Ser. Fds. - Beacon ..	Shell PLC	New	\$111M
Dodge & Cox Global Stock Fund	TotalEnergies SE	New	\$106M
American Funds New Perspective F..	Hess Corporation		(\$125M)
American Funds Capital World Gra..	Exxon Mobil Corporation	Close	(\$131M)
American Funds Capital World Gra..	Woodside Energy Group ..		(\$152M)
Dodge & Cox Global Stock Fund	Ovintiv Inc		(\$158M)
American Funds New Perspective F..	ConocoPhillips		(\$195M)
DWS Top Dividende	TC Energy Corporation		(\$285M)
American Funds New Perspective F..	Reliance Industries Limit..	Close	(\$803M)



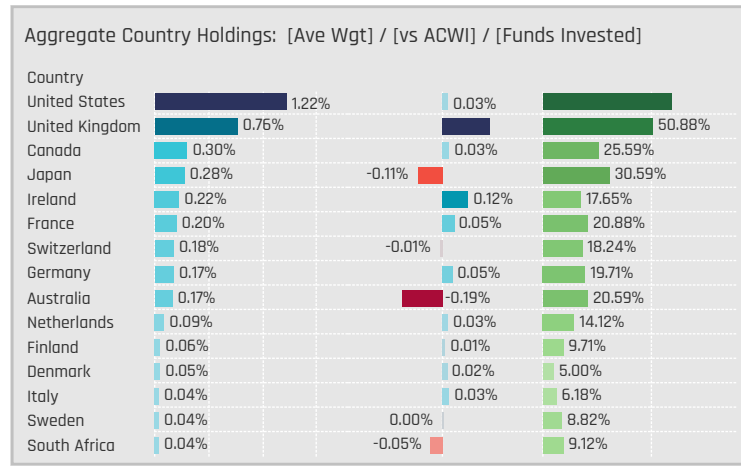
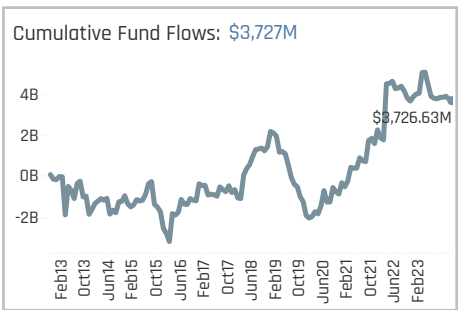
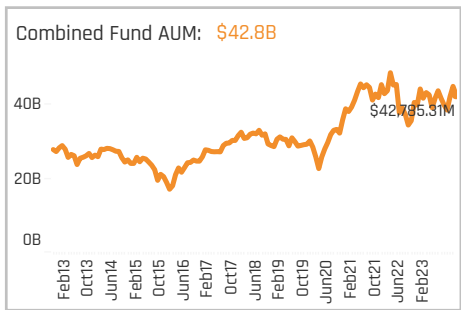
Aggregate Stock Holdings Data, Ranked by Most Widely Held.

Ticker	Stock Name	Funds Invested %	Average Weight	Vs Benchmark	Fund AUM, \$
LIN-US	Linde plc	29.12%	0.45%	0.16%	\$4,295M
RIO-GB	Rio Tinto plc	15.59%	0.11%	-0.01%	\$1,503M
AI-FR	Air Liquide SA	15.00%	0.17%	0.03%	\$1,519M
4063-JP	Shin-Etsu Chemical Co Ltd	14.12%	0.13%	0.01%	\$2,025M
ECL-US	Ecolab Inc.	12.35%	0.16%	0.09%	\$889M
SIKA-CH	Sika AG	11.18%	0.10%	0.03%	\$1,378M
CRG-IE	CRH Plc	11.18%	0.16%	0.08%	\$1,868M
OC-US	Owens Corning	10.88%	0.07%	0.05%	\$309M
BHP-AU	BHP Group Ltd	10.88%	0.08%	-0.17%	\$1,321M
AAL-GB	Anglo American plc	10.88%	0.06%	0.03%	\$365M
NUE-US	Nucor Corporation	9.71%	0.05%	-0.01%	\$253M
FCX-US	Freeport-McMoRan, Inc.	9.12%	0.06%	-0.03%	\$1,051M
SHW-US	Sherwin-Williams Company	8.82%	0.07%	-0.05%	\$1,267M
STLD-US	Steel Dynamics, Inc.	8.53%	0.05%	0.02%	\$169M
RIO-AU	Rio Tinto Limited	7.94%	0.03%	-0.02%	\$142M



Top Stock Holdings, %

Fund Name	Ticker	Stock Name	Weight
Castle Focus Fund	AEM-CA	Agnico Eagle Mines Li..	7.02%
Columbia Select Global Equity Fund	LIN-US	Linde plc	4.78%
Threadneedle (Lux) - Global Focus Fund	LIN-US	Linde plc	4.76%
BL - Equities Dividend	GIVN-CH	Givaudan SA	4.72%
First Eagle Amundi - International Fund	GOLD-FR	Amundi Physical Meta..	4.61%
Acatis Aktien Global Fonds UI	FMG-AU	Fortescue Metals Group ..	4.57%
St. James's Place Unit Trust - Global	HEI-DE	HeidelbergCement AG	4.49%
Artisan Global Value Fund	HEI-DE	HeidelbergCement AG	4.47%
Castle Focus Fund	DD-US	DuPont de Nemours, I..	4.45%
Foord SICAV - Global Equity Fund LU	FCX-US	Freeport-McMoRan, Inc.	4.42%
St. James's Place Unit Trust - Sust. & R..	LIN-US	Linde plc	4.36%
Artisan Global Equity Fund	AI-FR	Air Liquide SA	4.32%
Comgest Growth Plc - Growth Global Fl..	LIN-US	Linde plc	4.25%
Comgest Monde	LIN-US	Linde plc	4.25%
Impax Global Environmental Markets F..	LIN-US	Linde plc	4.21%



Top Country Holdings, %

Fund Name	Country	Weight
Skagen Focus	Canada	13.43%
FTIF SICAV - Global Climate Change Fu..	United States	11.55%
Castle Focus Fund	Canada	9.24%
Foord SICAV - Global Equity Fund LU	United States	7.98%
Quilter Investors Series I - Global Unca..	United States	7.11%
Castle Focus Fund	United States	7.04%
FP WHEB Asset Mgmt. Fds. - Sustainab..	United Kingdom	6.15%
MainFirst SICAV - Global Equities Fund	Canada	6.12%
Russell Inv. Co. Plc - Acadian Global M..	United States	6.03%
Impax Global Environmental Markets F..	United Kingdom	5.85%
St. James's Place Unit Trust - Sust. & R..	United Kingdom	5.74%
Sparinvest Value Aktier	United States	5.60%
Russell Inv. Co. Plc - Acadian Sustaina..	United States	5.54%
Fidelity Series Intrinsic Opportunities F..	United States	5.35%
Waverton Inv. Fds. Plc - Global Equity ..	United Kingdom	5.19%

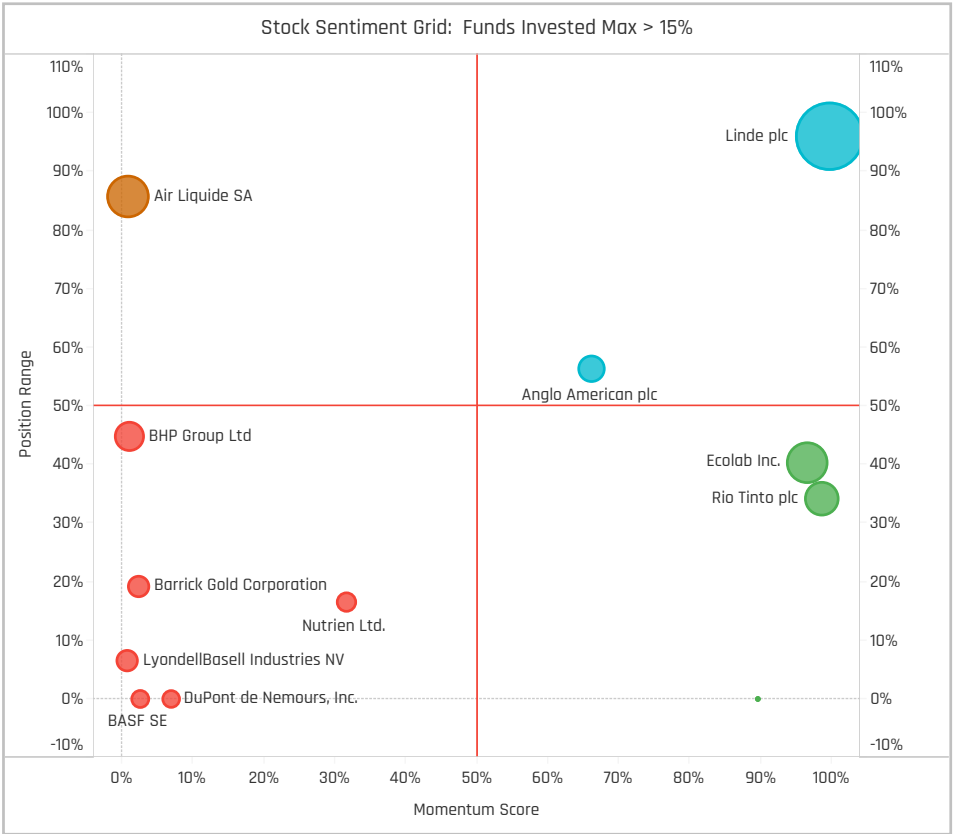
Top Stock Holdings, \$

Fund Name	Ticker	Stock Name	Amount
American Funds Capital World Growth ..	FMG-AU	Fortescue Metals Group ..	\$1,557M
American Funds Capital World Growth ..	VALE3-BR	Vale S.A.	\$1,258M
American Funds New Perspective Fund	SHW-US	Sherwin-Williams Comp..	\$887M
American Funds New Perspective Fund	4063-JP	Shin-Etsu Chemical Co L..	\$871M
American Funds New Perspective Fund	SIKA-CH	Sika AG	\$799M
American Funds New Perspective Fund	LIN-US	Linde plc	\$576M
American Funds Capital World Growth ..	CCO-CA	Cameco Corporation	\$546M
American Funds Capital World Growth ..	LIN-US	Linde plc	\$519M
American Funds Capital World Growth ..	FCX-US	Freeport-McMoRan, Inc.	\$499M
DWS Top Dividende	BHP-AU	BHP Group Ltd	\$493M
SJP Global Quality Fund	CRG-IE	CRH Plc	\$476M
American Funds Capital World Growth ..	RIO-GB	Rio Tinto plc	\$473M
DWS Top Dividende	AEM-CA	Agnico Eagle Mines Limi..	\$443M
American Funds Capital World Growth ..	APD-US	Air Products and Chemic..	\$442M
American Funds New Perspective Fund	VALE3-BR	Vale S.A.	\$406M

Largest Changes in Fund Weight, %

Fund Name	New or C..	Weight Change
Virtus NFJ Global Sustainability ..	New	3.43%
AIM Fds. Grp. (IFG) - Invesco Glo..	New	3.34%
BNY Mellon Investment Fds. - Gl..		2.35%
AXA Framlington Global Themat..	New	2.33%
Fidelity Inv. Funds - Global Focu..		2.02%
Acatis Aktien Global Fonds UI		1.90%
Invesco Global Inv. Ser. - Global..		1.71%
Invesco Global Inv. Ser. - Global..		-2.95%
AXA IM Equity Trust - Global Equ..		-3.04%
Ninety One Glb. Strat. Fd. - Glob..		-3.16%
American Century Focused Glob..	Close	-4.91%
Janus Henderson Global Equity ..		-5.13%
SEB Fund 1 - Global Climate Opp..		-5.54%
Scharf Global Opportunity Fund	Close	-5.72%

Ave Wgt Δ	Funds Invested Δ	Fund Flows, \$	Av Wgt vs ACWI Δ	Funds O/W % Δ
-0.32%	-0.88%	(\$116M)	0.01%	0.88%



Aggregate Stock Holdings Changes

Ticker	Stock Name	Funds Invested % Δ	Average Weight Δ	Fund Flows, \$
CTRA-US	Contura Energy, Inc.	2.65%	0.01%	\$28M
LIN-US	Linde plc	2.35%	0.01%	\$27M
JHX-AU	James Hardie Industries PLC C..	2.06%	0.01%	\$8M
SHW-US	Sherwin-Williams Company	1.75%	0.01%	(\$63M)
PKG-US	Packaging Corporation of Ame..	1.76%	0.01%	\$18M
MNDI-GB	Mondi plc	1.47%	0.01%	\$10M
BTO-CA	B2Gold Corp.	1.47%	0.00%	\$2M
GPK-US	Graphic Packaging Holding Co..	-1.47%	-0.01%	(\$9M)
BHP-AU	BHP Group Ltd	-1.47%	-0.01%	(\$93M)
AI-FR	Air Liquide SA	-1.76%	-0.01%	\$13M
FMC-US	FMC Corporation	-1.76%	-0.02%	(\$43M)
STLD-US	Steel Dynamics, Inc.	-2.06%	-0.01%	(\$15M)
LYB-US	LyondellBasell Industries NV	-2.06%	-0.01%	(\$54M)
NCM-AU	Newcrest Mining Limited	-2.06%	-0.01%	(\$170M)

Largest Fund Flows, \$

Fund Name	New or Cl..	Flow
First Eagle Global Fund		\$218M
St. James's Place International..		\$109M
American Funds New Perspecti..		\$107M
Templeton Growth Fund Inc.		\$102M
Deka - DividendenStrategie		\$80M
Swedbank Robur Allemansfond..		\$74M
FTIF SICAV - Growth (Euro) Fund		\$70M
Janus Henderson Global Equity..		(\$41M)
Schroder ISF - Global Equity Alp..	Close	(\$41M)
Ninety One Glb. Strat. Fd. - Glob..		(\$42M)
BlackRock Global Funds - Syste..		(\$56M)
DWS Top Dividende		(\$63M)
T Rowe Price Global Stock Fund		(\$81M)
American Funds Capital World ..		(\$219M)

Largest Fund Level Changes in Stock Weight, %

Fund Name	Stock Name	New ..	Weight Change
Redwheel Funds SICAV - Global Ho..	Anglo American plc	New	3.04%
Redwheel Funds SICAV - Global Ho..	Barrick Gold Corporation	New	2.60%
JOHCM Umbrella Fund Plc - Global ..	CRH Plc	New	2.55%
Virtus NFJ Global Sustainability Fu..	Nippon Paint Holdings Co..	New	2.31%
Artemis Global Income Fund	CRH Plc	New	2.29%
Castle Focus Fund	Franco-Nevada Corporati..	New	2.22%
Fidelity Inv. Funds - Global Focus ..	Smurfit Kappa Group Plc	New	2.10%
Invesco Global Inv. Ser. - Global E..	Verallia SAS		-2.65%
American Century Focused Global ..	Air Products and Chemic..	Close	-2.78%
Scharf Global Opportunity Fund	Valvoline, Inc.	Close	-2.85%
Scharf Global Opportunity Fund	Barrick Gold Corporation	Close	-2.92%
Janus Henderson Global Equity Fu..	Freeport-McMoRan, Inc.		-3.59%
Delaware Global Equity Fund	Air Liquide SA	Close	-3.88%
Delaware Global Equity Fund II	Air Liquide SA	Close	-3.90%

Country Holding Changes: [Funds Invested Δ] / [Ave Wgt Δ] // Fund Flows, \$

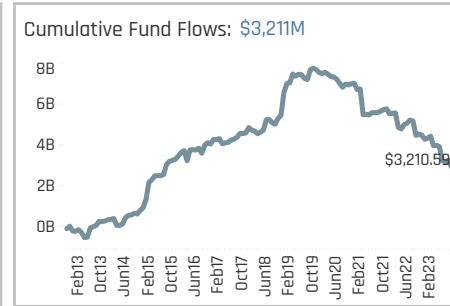
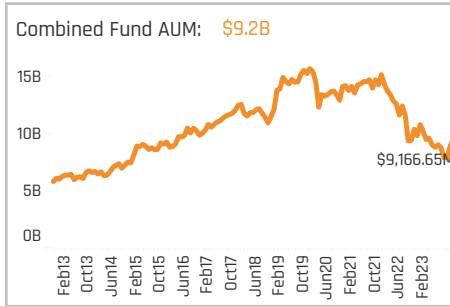
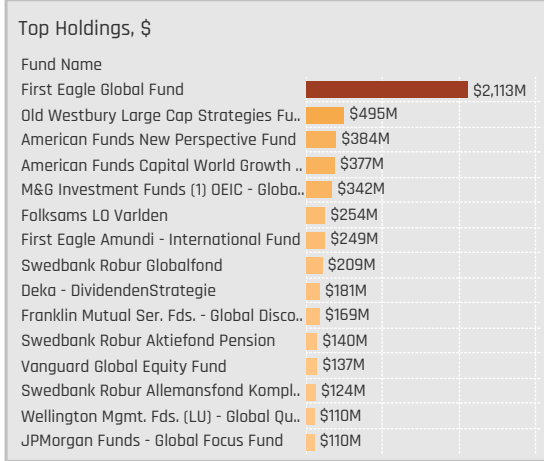
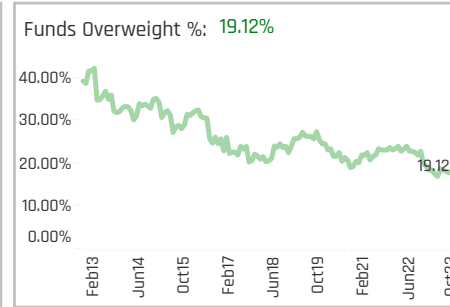
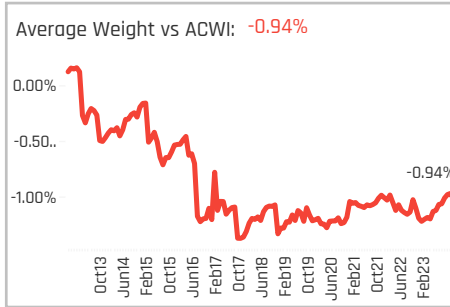
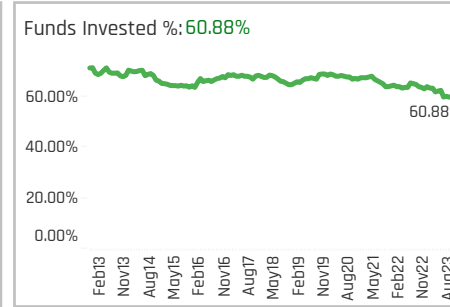
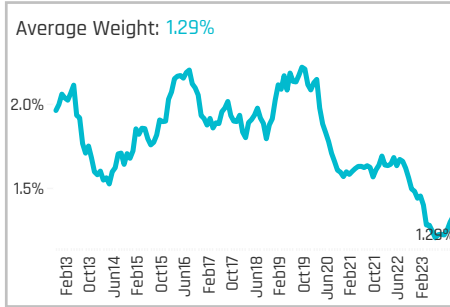
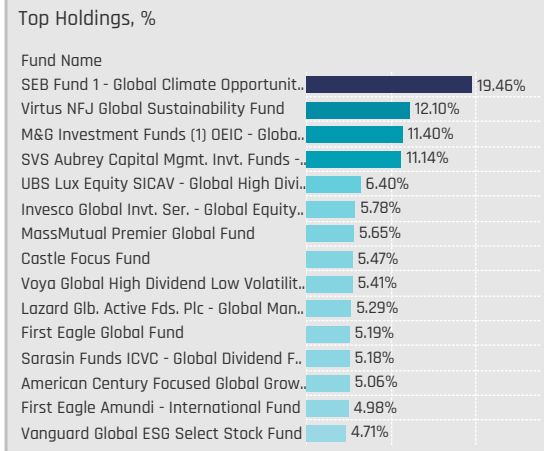
Country	Weight Change	Funds Invested Δ	Fund Flows, \$
Ireland	3.24%	0.04%	\$33M
South Africa	1.47%	0.01%	\$10M
Russia	1.18%	0.00%	\$10M
Japan	0.88%	0.01%	(\$173M)
United Kingdom	0.88%	-0.01%	\$8M
Italy	0.29%	-0.01%	(\$26M)
China & HK	0.29%	-0.01%	(\$1M)
Belgium	-0.88%	-0.02%	(\$8M)
Switzerland	-1.18%	-0.02%	\$202M
Canada	-1.47%	-0.05%	\$15M
Australia	-1.47%	-0.02%	\$112M
United States	-1.47%	-0.16%	\$424M
Sweden	-1.76%	-0.01%	(\$3M)
Finland	-1.76%	0.00%	(\$12M)

Largest Changes in Fund Country Weight, %

Fund Name	New a..	Country	Weight Change
Uni 21. Jahrhundert -net-	New	United States	3.39%
Redwheel Funds SICAV - Global Hori..	New	Canada	2.60%
JOHCM Umbrella Fund Plc - Global S..	New	Ireland	2.55%
Redwheel Funds SICAV - Global Hori..		United Kingdom	2.48%
Virtus NFJ Global Sustainability Fund	New	Japan	2.31%
Fidelity Inv. Funds - Global Focus F..	New	Ireland	2.10%
BNY Mellon Investment Fds. - Global..	New	United Kingdom	1.85%
Scharf Global Opportunity Fund	Close	Canada	-2.92%
LF Liontrust Investment Funds III - ..	Close	United States	-3.34%
Delaware Global Equity Fund	Close	France	-3.88%
Delaware Global Equity Fund II	Close	France	-3.90%
American Century Focused Global G..	Close	United States	-4.91%
Janus Henderson Global Equity Fund		United States	-5.13%
SEB Fund 1 - Global Climate Opportu..		United States	-6.11%

Largest Fund Level Stock Inflows/Outflows, \$

Fund Name	Stock Name	New..	Flow
First Eagle Global Fund	Newmont Corporation Re..	New	\$356M
American Funds Capital World Gro..	Air Products and Chemic..		\$328M
American Funds New Perspective F..	Sika AG		\$220M
American Funds New Perspective F..	Celanese Corporation	New	\$143M
American Funds Capital World Gro..	Celanese Corporation	New	\$118M
American Funds Capital World Gro..	First Quantum Minerals L..		\$113M
Templeton Growth Fund Inc.	Albemarle Corporation		\$102M
American Funds Capital World Gro..	Dow, Inc.	Close	(\$73M)
American Funds New Perspective F..	Asahi Kasei Corporation		(\$78M)
American Funds Capital World Gro..	Mitsui & Co.,Ltd		(\$92M)
American Funds New Perspective F..	Corteva Inc		(\$105M)
American Funds Capital World Gro..	Shin-Etsu Chemical Co Ltd		(\$110M)
First Eagle Global Fund	Newcrest Mining Limited	Close	(\$147M)
American Funds Capital World Gro..	Vale S.A.		(\$483M)



Aggregate Stock Holdings Data, Ranked by Most Widely Held.

Ticker	Stock Name	Funds Invested %	Average Weight	Vs Benchmark	Fund AUM, \$
PLD-US	Prologis, Inc.	13.53%	0.12%	-0.05%	\$925M
AMT-US	American Tower Corporation	10.88%	0.10%	-0.03%	\$563M
EQIX-US	Equinix, Inc.	10.29%	0.09%	-0.03%	\$783M
COR-US	CoreSite Realty Corporation	9.71%	0.06%	0.00%	\$681M
1928-JP	Sekisui House, Ltd.	8.53%	0.06%	0.04%	\$139M
WY-US	Weyerhaeuser Company	8.24%	0.05%	0.02%	\$595M
CCI-US	Crown Castle Inc.	6.47%	0.04%	-0.02%	\$135M
SPG-US	Simon Property Group, Inc.	5.88%	0.04%	-0.03%	\$184M
PSA-US	Public Storage	5.59%	0.03%	-0.04%	\$140M
CBRE-US	CBRE Group, Inc. Class A	5.59%	0.03%	-0.01%	\$326M
1113-HK	CK Asset Holdings Limited	5.59%	0.01%	-0.01%	\$215M
AVB-US	AvalonBay Communities, Inc.	5.00%	0.02%	-0.01%	\$76M
187B-JP	Daito Trust Construction Co., ..	5.00%	0.01%	0.00%	\$58M
823-HK	Link Real Estate Investment T..	4.71%	0.01%	0.00%	\$90M
16-HK	Sun Hung Kai Properties Limit..	4.41%	0.00%	-0.03%	\$38M

Top Stock Holdings, %

Fund Name	Ticker	Stock Name	Weight
MassMutual Premier Global Fund	532868-IN	DLF Limited	5.65%
SVS Aubrey Capital Mgmt. Invnt. Funds -..	533150-IN	Godrej Properties Limi..	4.22%
SVS Aubrey Capital Mgmt. Invnt. Funds -..	532868-IN	DLF Limited	4.18%
Invesco Global Invnt. Ser. - Global Equity..	AMT-US	American Tower Corp..	4.04%
Castle Focus Fund	EQC-US	Equity Commonwealth	3.49%
Virtus NFJ Global Sustainability Fund	SGRO-GB	SEGRO plc	3.44%
Virtus NFJ Global Sustainability Fund	ARE-US	Alexandria Real Estat..	3.31%
Sarasin Funds ICVC - Global Dividend F..	AMT-US	American Tower Corp..	3.03%
M&G Investment Funds (1) OEIC - Globa..	SGRO-GB	SEGRO plc	3.00%
UBS (Lux) Equity SICAV - Global Income..	SPG-US	Simon Property Group..	2.98%
Aviva Investors SICAV - Global Equity E..	AMT-US	American Tower Corp..	2.92%
JPMorgan Investment Funds - Global D..	PLD-US	Prologis, Inc.	2.80%
American Century Focused Global Grow..	PLD-US	Prologis, Inc.	2.77%
AB SICAV I - Concentrated Global Equit..	AMT-US	American Tower Corp..	2.74%
SVS Aubrey Capital Mgmt. Invnt. Funds -..	FSV-CA	FirstService Corp	2.74%

Aggregate Country Holdings: [Ave Wgt] / [vs ACWI] / [Funds Invested]

Country	Ave Wgt	Vs ACWI	Funds Invested
United States	0.89%	-0.05%	51.18%
Japan	0.11%	-0.05%	20.29%
United Kingdom	0.06%	0.03%	8.53%
China & HK	0.05%	-0.13%	17.35%
India	0.04%	0.04%	1.18%
Singapore	0.02%	-0.03%	7.06%
Australia	0.02%	-0.07%	8.24%
Canada	0.02%	0.01%	4.71%
France	0.01%	-0.02%	6.18%
Switzerland	0.01%	0.01%	5.00%
Germany	0.01%	-0.04%	4.41%
Mexico	0.01%	0.00%	1.76%
Spain	0.01%	0.01%	0.59%
Sweden	0.01%	-0.01%	2.06%
South Africa	0.00%	0.00%	0.88%

Top Country Holdings, %

Fund Name	Country	Weight
SEB Fund 1 - Global Climate Opportunit..	United States	11.29%
M&G Investment Funds (1) OEIC - Globa..	United States	8.41%
SVS Aubrey Capital Mgmt. Invnt. Funds -..	India	8.40%
Virtus NFJ Global Sustainability Fund	United States	7.65%
UBS Lux Equity SICAV - Global High Divi..	United States	6.40%
MassMutual Premier Global Fund	India	5.65%
Castle Focus Fund	United States	5.47%
Sarasin Funds ICVC - Global Dividend F..	United States	5.18%
American Century Focused Global Grow..	United States	5.06%
Vanguard Global ESG Select Stock Fund	United States	4.71%
Liontrust Sustainable Future ICVC - Glo..	United States	4.63%
Lazard Investment Funds - Global Equi..	United States	4.59%
Voya Global High Dividend Low Volatilit..	United States	4.57%
UBS (Lux) Equity SICAV - Global Income..	United States	4.34%
SEB Global Aktiefond	United States	4.15%

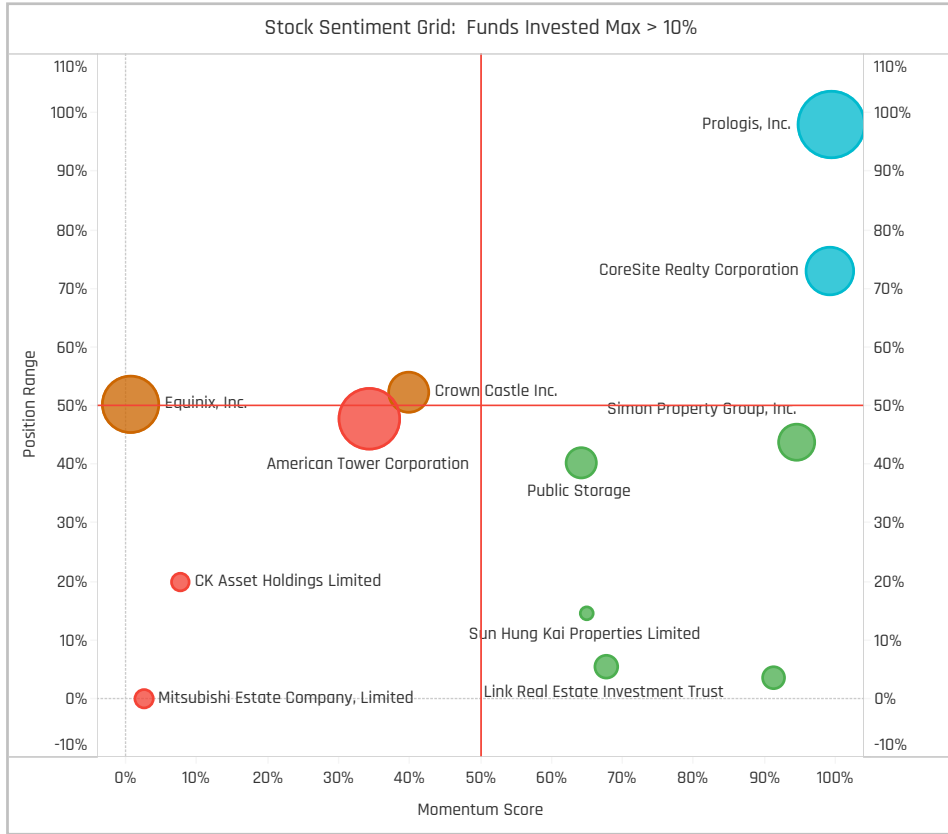
Top Stock Holdings, \$

Fund Name	Ticker	Stock Name	Value
First Eagle Global Fund	BKG-GB	Berkeley Group Holdings..	\$414M
First Eagle Global Fund	EQR-US	Equity Residential	\$358M
First Eagle Global Fund	WY-US	Weyerhaeuser Company	\$339M
American Funds New Perspective Fund	EQIX-US	Equinix, Inc.	\$256M
Old Westbury Large Cap Strategies Fu..	COR-US	CoreSite Realty Corpora..	\$228M
Swedbank Robur Globalfond	COR-US	CoreSite Realty Corpora..	\$209M
First Eagle Global Fund	1113-HK	CK Asset Holdings Limit..	\$171M
Franklin Mutual Ser. Fds. - Global Disco..	CBRE-US	CBRE Group, Inc. Class A	\$169M
First Eagle Global Fund	BXP-US	Boston Properties, Inc.	\$164M
First Eagle Global Fund	EXR-US	Extra Space Storage Inc.	\$159M
First Eagle Global Fund	8802-JP	Mitsubishi Estate Comp..	\$151M
American Funds New Perspective Fund	GMG-AU	Goodman Group	\$128M
First Eagle Global Fund	DEI-US	Douglas Emmett, Inc	\$124M
Folksams LO Varlden	EQIX-US	Equinix, Inc.	\$116M
JPMorgan Funds - Global Focus Fund	PLD-US	Prologis, Inc.	\$110M

Largest Changes in Fund Weight, %

Fund Name	New or C..	Change
Virtus NFJ Global Sustainability ..		3.26%
Artisan Global Equity Fund	New	2.24%
SVS Aubrey Capital Mgmt. Inv. ..		2.24%
HSBC GIF - Global Equity Volatili..		2.23%
Scharf Global Opportunity Fund	New	2.20%
Lazard Investment Funds - Glob..		1.99%
Quilter Investors Ethical Equity		1.80%
Eaton Vance Richard Bernstein ..		-1.09%
Redwheel Funds SICAV - Global ..	Close	-1.19%
Fidelity Funds SICAV - First All C..	Close	-1.50%
American Century Focused Glob..		-2.40%
St. James's Place Unit Trust - S..	Close	-2.45%
BNP Paribas Funds - Sustainabl..		-2.72%
Ariel Global Fund		-3.36%

Ave Wgt Δ	Funds Invested Δ	Fund Flows, \$	Av Wgt vs ACWI Δ	Funds O/W % Δ
0.06%	0.59%	\$0M	0.12%	0.88%



Aggregate Stock Holdings Changes

Ticker	Stock Name	Funds Invested % Δ	Average Weight Δ	Fund Flows, \$
PLD-US	Prologis, Inc.	1.47%	0.01%	\$316M
CDR-US	CoreSite Realty Corporation	1.18%	0.02%	\$76M
AVB-US	AvalonBay Communities, Inc.	0.88%	0.00%	\$40M
LI-FR	Kleppierre SA	0.88%	0.00%	\$4M
ADC-US	Agree Realty Corporation	0.88%	0.01%	\$5M
VESTA-MX	Corporacion Inmobiliaria Vesta..	0.59%	0.00%	\$1M
SBRA-US	Sabra Health Care REIT, Inc.	0.59%	0.00%	\$1M
PCH-US	PotlatchDeltic Corporation	-0.88%	0.00%	(\$1M)
LEG-DE	LEG Immobilien SE	-0.88%	0.00%	(\$8M)
VNA-DE	Vonovia SE	-0.88%	-0.01%	\$15M
JLL-US	Jones Lang LaSalle Incorporat..	-0.88%	0.00%	(\$2M)
8802-JP	Mitsubishi Estate Company, Li..	-1.18%	0.00%	(\$38M)
SBAC-US	SBA Communications Corp. Cl..	-1.76%	0.00%	(\$11M)
EQIX-US	Equinix, Inc.	-1.76%	-0.02%	(\$329M)

Largest Fund Flows, \$

Fund Name	New or Cl..	Flow
First Eagle Global Fund		\$209M
Swedbank Robur Allemansfond..	New	\$126M
Swedbank Robur Globalfond		\$75M
Swedbank Robur Kapitalinvest		\$45M
JPMorgan Funds - Global Focus..		\$38M
JPMorgan Investment Funds - ..		\$31M
Handelsbanken Global Tema		\$30M
Nordea 1 - Global Stable Equity ..		(\$18M)
St. James's Place International..		(\$21M)
Dodge & Cox Global Stock Fund	Close	(\$21M)
BNP Paribas Funds - Sustainabl..		(\$22M)
St. James's Place Unit Trust - S..	Close	(\$151M)
American Funds New Perspecti..		(\$168M)
American Funds Capital World ..		(\$221M)

Largest Fund Level Changes in Stock Weight, %

Fund Name	Stock Name	New ..	Change
SEB Fund 1 - Global Climate Oppor..	Simon Property Group, In..	New	2.47%
UBS (Lux) Equity SICAV - Global In..	Simon Property Group, In..		2.37%
Artisan Global Equity Fund	Crown Castle Inc.	New	2.24%
Scharf Global Opportunity Fund	Realty Income Corporatio..	New	2.20%
Castle Focus Fund	Crown Castle Inc.	New	1.98%
Quilter Investors Ethical Equity	Equinix, Inc.	New	1.83%
MassMutual Premier Global Fund	DLF Limited		1.76%
Virtus NFJ Global Sustainability Fu..	Vonovia SE	Close	-1.50%
Fidelity Funds SICAV - First All Cou..	Americold Realty Trust	Close	-1.50%
BNP Paribas Funds - Sustainable ..	Realty Income Corporatio..	Close	-1.90%
UBS (Lux) Equity SICAV - Global In..	Realty Income Corporatio..	Close	-2.36%
St. James's Place Unit Trust - Sust..	Equinix, Inc.	Close	-2.45%
American Century Focused Global ..	Equinix, Inc.	Close	-2.71%
Ariel Global Fund	Equity Commonwealth		-3.96%

Country Holding Changes: [Funds Invested Δ] / [Ave Wgt Δ] // Fund Flows, \$

Country	Change	Flow
United States	1.47%	(\$74M)
Switzerland	0.59%	(\$2M)
Canada	0.59%	\$30M
United Arab Emirates	0.29%	\$0M
Thailand	0.29%	\$0M
Sweden	0.29%	\$82M
South Africa	0.29%	\$2M
Belgium	0.00%	\$0M
Argentina	0.00%	\$0M
Luxembourg	-0.29%	\$1M
United Kingdom	-0.29%	\$51M
Singapore	-0.88%	(\$4M)
Australia	-0.88%	\$6M
Germany	-1.18%	\$6M

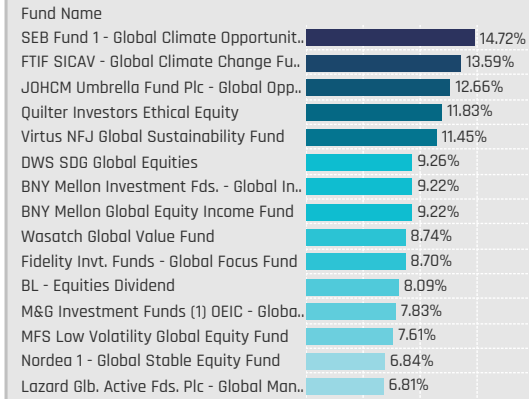
Largest Changes in Fund Country Weight, %

Fund Name	New o..	Country	Change
SVS Aubrey Capital Mgmt. Inv. Fun..		India	2.31%
Artisan Global Equity Fund	New	United States	2.24%
Scharf Global Opportunity Fund	New	United States	2.20%
Virtus NFJ Global Sustainability Fund		United States	2.19%
SEB Fund 1 - Global Climate Opportu..		United States	2.14%
Lazard Investment Funds - Global E..		United States	1.99%
Voya Global High Dividend Low Vala..		United States	1.88%
Virtus NFJ Global Sustainability Fund	Close	Germany	-1.50%
Fidelity Funds SICAV - First All Coun..	Close	United States	-1.50%
SEB Fund 1 - Global Climate Opportu..		China & HK	-1.56%
BNP Paribas Funds - Sustainable Gl..	Close	United States	-1.90%
American Century Focused Global G..		United States	-2.40%
St. James's Place Unit Trust - Sust..	Close	United States	-2.45%
Ariel Global Fund		United States	-3.36%

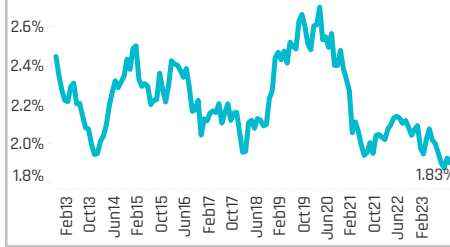
Largest Fund Level Stock Inflows/Outflows, \$

Fund Name	Stock Name	New..	Flow
First Eagle Global Fund	Extra Space Storage Inc.	New	\$134M
American Funds Capital World Gro..	Prologis, Inc.	New	\$102M
Swedbank Robur Allemansfond Ka..	Prologis, Inc.	New	\$88M
Swedbank Robur Globalfond	CoreSite Realty Corporat..		\$75M
First Eagle Global Fund	Derwent London plc		\$75M
Swedbank Robur Allemansfond Ka..	Wallenstam AB Class B	New	\$38M
JPMorgan Funds - Global Focus Fu..	Prologis, Inc.		\$38M
JPMorgan Investment Funds - Glob..	Equinix, Inc.	Close	(\$27M)
American Funds Capital World Gro..	Sun Hung Kai Properties ..	Close	(\$32M)
T Rowe Price Global Stock Fund	Derwent London plc	Close	(\$37M)
American Funds New Perspective F..	American Tower Corporat..	Close	(\$54M)
American Funds New Perspective F..	Equinix, Inc.		(\$114M)
St. James's Place Unit Trust - Sust..	Equinix, Inc.	Close	(\$151M)
American Funds Capital World Gro..	Crown Castle Inc.	Close	(\$240M)

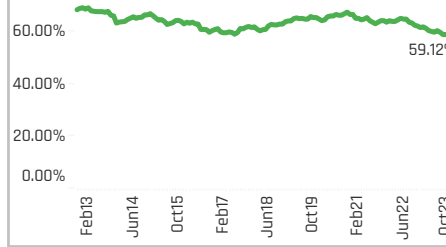
Top Holdings, %



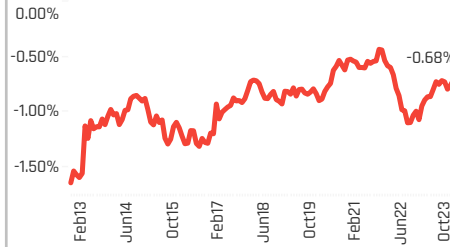
Average Weight: 1.83%



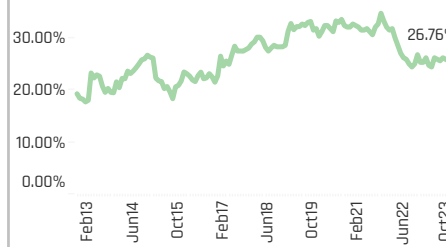
Funds Invested %: 59.12%



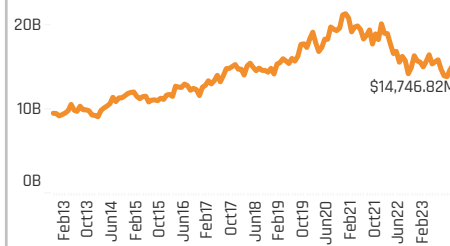
Average Weight vs ACWI: -0.68%



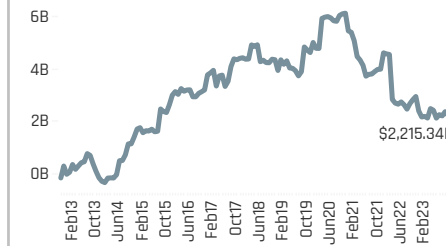
Funds Overweight %: 26.76%



Combined Fund AUM: \$14.7B



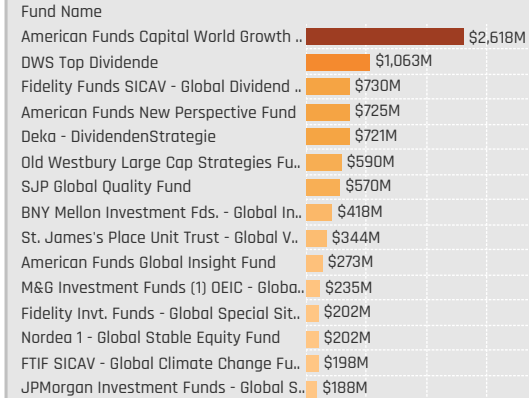
Cumulative Fund Flows: \$2,215M



Aggregate Stock Holdings Data, Ranked by Most Widely Held.

Ticker	Stock Name	Funds Invested %	Average Weight	Vs Benchmark	Fund AUM, \$
NEE-US	NextEra Energy, Inc.	14.41%	0.14%	-0.03%	\$1,729M
IBE-ES	Iberdrola SA	12.65%	0.10%	-0.03%	\$978M
ENGI-FR	ENGIE SA.	9.71%	0.05%	0.01%	\$879M
ENEL-IT	Enel SpA	9.41%	0.06%	-0.02%	\$757M
EOAN-DE	E.ON SE	8.24%	0.05%	0.01%	\$683M
SSE-GB	SSE plc	7.94%	0.09%	0.04%	\$409M
NG-GB	National Grid plc	7.94%	0.07%	-0.01%	\$661M
EXC-US	Exelon Corporation	7.65%	0.06%	0.01%	\$435M
ED-US	Consolidated Edison, Inc.	7.35%	0.04%	0.01%	\$118M
CNA-GB	Centrica plc	6.18%	0.03%	0.02%	\$44M
AWK-US	American Water Works Comp..	5.88%	0.06%	0.03%	\$209M
H-CA	Hydro One Limited	5.59%	0.03%	0.01%	\$80M
VIE-FR	Veolia Environnement SA	5.29%	0.07%	0.02%	\$359M
PEG-US	Public Service Enterprise Grou..	5.29%	0.03%	-0.02%	\$339M
LNG-US	Cheniere Energy, Inc.	5.29%	0.04%	-0.03%	\$161M

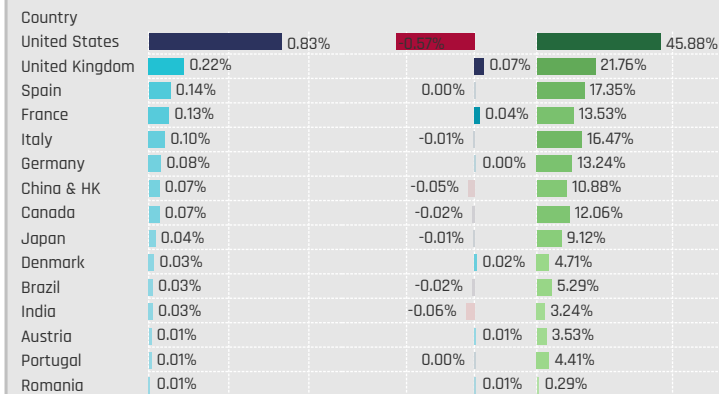
Top Holdings, \$



Top Stock Holdings, %

Fund Name	Ticker	Stock Name	Weight (%)
FTIF SICAV - Global Climate Change Fu..	533098-IN	NHPC Limited	4.59%
DWS SDG Global Equities	VIE-FR	Veolia Environnement ..	4.33%
BL - Equities Dividend	NG-GB	National Grid plc	4.24%
FTIF SICAV - Global Climate Change Fu..	SSE-GB	SSE plc	4.20%
Janus Henderson Global Equity Fund	VST-US	Vistra Corp.	4.19%
Goldman Sachs Funds III - Global Equit..	AWK-US	American Water Work..	3.95%
Virtus NFJ Global Sustainability Fund	NEE-US	NextEra Energy, Inc.	3.89%
Wasatch Global Value Fund	DUK-US	Duke Energy Corporati..	3.87%
Virtus NFJ Global Sustainability Fund	2688-HK	ENN Energy Holdings ..	3.74%
Fidelity Inv. Funds - Global Focus Fund	SSE-GB	SSE plc	3.64%
JOHCM Umbrella Fund Plc - Global Opp..	SRE-US	Sempra Energy	3.55%
Wellington Mgmt. Funds (IE) Plc - Dura..	BWXT-US	BWX Technologies, Inc.	3.54%
Janus Henderson Global Select Fund	VST-US	Vistra Corp.	3.30%
Fidelity Inv. Funds - Global Focus Fund	NEE-US	NextEra Energy, Inc.	3.27%
FTIF SICAV - Global Climate Change Fu..	VIE-FR	Veolia Environnement ..	3.15%

Aggregate Country Holdings: [Ave Wgt] / [vs ACWI] / [Funds Invested]



Top Country Holdings, %

Fund Name	Country	Weight (%)
JOHCM Umbrella Fund Plc - Global Opp..	United States	12.66%
Wasatch Global Value Fund	United States	8.74%
BL - Equities Dividend	United Kingdom	8.09%
Virtus NFJ Global Sustainability Fund	United States	7.71%
BNY Mellon Investment Fds. - Global In..	United States	5.52%
BNY Mellon Global Equity Income Fund	United States	5.52%
Franklin Mutual Ser. Fds. - Quest Fund	United States	5.14%
Covea Actions Monde	United States	4.97%
UBS (Lux) Equity SICAV - Global Income..	United States	4.75%
Voya Global High Dividend Low Volatilit..	United States	4.63%
Wellington Mgmt. Fds. (LU) - Global Op..	United States	4.61%
UniValueFonds: Global	United States	4.61%
FTIF SICAV - Global Climate Change Fu..	India	4.59%
DWS SDG Global Equities	France	4.33%
FTIF SICAV - Global Climate Change Fu..	United Kingdom	4.20%

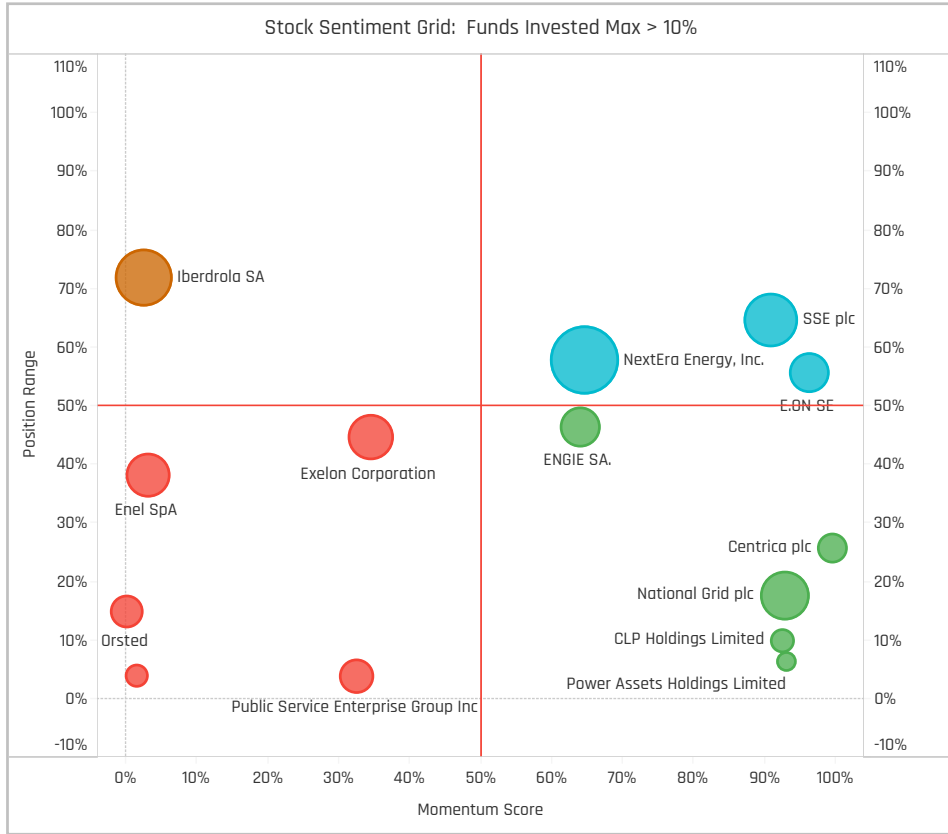
Top Stock Holdings, \$

Fund Name	Ticker	Stock Name	Amount (\$)
Fidelity Funds SICAV - Global Dividend ..	IBE-ES	Iberdrola SA	\$356M
American Funds Capital World Growth ..	EOAN-DE	E.ON SE	\$343M
American Funds New Perspective Fund	ENGI-FR	ENGIE SA.	\$335M
DWS Top Dividende	WEC-US	WEC Energy Group Inc	\$335M
DWS Top Dividende	NEE-US	NextEra Energy, Inc.	\$305M
American Funds Capital World Growth ..	DTE-US	DTE Energy Company	\$299M
Fidelity Funds SICAV - Global Dividend ..	NG-GB	National Grid plc	\$286M
American Funds Capital World Growth ..	ENGI-FR	ENGIE SA.	\$251M
American Funds Capital World Growth ..	CEG-US	Constellation Energy Co..	\$248M
DWS Top Dividende	ENEL-IT	Enel SpA	\$228M
American Funds Capital World Growth ..	NEE-US	NextEra Energy, Inc.	\$226M
Old Westbury Large Cap Strategies Fu..	NEE-US	NextEra Energy, Inc.	\$224M
St. James's Place Unit Trust - Global V..	EIX-US	Edison International	\$221M
American Funds New Perspective Fund	AES-US	AES Corporation	\$212M
American Funds Capital World Growth ..	EIX-US	Edison International	\$206M

Largest Changes in Fund Weight, %

Fund Name	New or C..	Change
Virtus NFJ Global Sustainability ..		4.19%
Janus Henderson Global Equity ..	New	2.27%
Fidelity Invt. Funds - Global Focu..		2.15%
FTIF SICAV - Global Climate Cha..		1.75%
Natixis AM Funds - Seeyond Glo..		1.69%
Robeco Capital Gr. Fds. - BP Glo..		1.63%
Robeco Capital Gr. Fds. - QI Glob..		-2.26%
JOHCM Umbrella Fund Plc - Glob..	Close	-2.47%
Fidelity Funds SICAV - Global Div..		-2.58%
Mirova Global Sustainable Equit..		-2.59%
Baillie Gifford Investment Funds..		-2.89%
T Rowe Price Global Value Equit..		-3.01%
American Century Focused Glob..		-3.65%
Premier Miton Global Sustainabl..	Close	

Ave Wgt Δ	Funds Invested Δ	Fund Flows, \$	Av Wgt vs ACWI Δ	Funds O/W % Δ
-0.13%	-0.59%	(\$69M)	0.07%	1.18%



Aggregate Stock Holdings Changes

Ticker	Stock Name	Funds Invested % Δ	Average Weight Δ	Fund Flows, \$
VST-US	Vistra Corp.	2.35%	0.02%	\$35M
CNA-GB	Centrica plc	2.35%	0.01%	\$6M
9502-JP	Chubu Electric Power Compan..	1.47%	0.00%	\$5M
U96-SG	Sembcorp Industries Ltd.	1.18%	0.00%	\$4M
FORTUM-FI	Fortum Oyj	1.18%	0.01%	\$47M
CEG-US	Constellation Energy Corporati..	1.18%	0.01%	\$79M
VER-AT	VERBUND AG Class A	0.88%	0.01%	\$6M
RENE-PT	Redes Energeticas Nacionais S..	-1.18%	0.00%	(\$4M)
ED-US	Consolidated Edison, Inc.	-1.18%	-0.01%	(\$21M)
AEP-US	American Electric Power Comp..	-1.18%	0.00%	(\$23M)
3-HK	Hong Kong & China Gas Co. Ltd.	-1.18%	0.00%	(\$2M)
EIX-US	Edison International	-1.18%	0.00%	\$2M
RWE-DE	RWE AG	-1.47%	-0.02%	(\$21M)
ORSTED-DK	Orsted	-3.24%	-0.05%	(\$212M)

Largest Fund Flows, \$

Fund Name	New or Cl..	Flow
American Funds Capital World ..		\$223M
Deka - DividendenStrategie		\$116M
Robeco Capital Gr. Fds. - BP Glo..		\$84M
T Rowe Price Global Stock Fund	New	\$77M
Swedbank Robur Kapitalinvest	New	\$60M
AB SICAV I - Low Volatility Equi..		\$48M
American Funds Global Insight ..		\$47M
Swedbank Robur Aktiefond Pe..		(\$33M)
Handelsbanken Global Tema	Close	(\$35M)
JOHCM Umbrella Fund Plc - Glo..	Close	(\$35M)
Baillie Gifford Investment Fund..		(\$47M)
DWS Top Dividende		(\$109M)
American Funds New Perspecti..		(\$291M)
Fidelity Funds SICAV - Global Di..		(\$302M)

Largest Fund Level Changes in Stock Weight, %

Fund Name	Stock Name	New ..	Change
Janus Henderson Global Equity Fu..	Vistra Corp.	New	4.19%
Virtus NFJ Global Sustainability Fu..	NextEra Energy, Inc.	New	3.89%
Fidelity Invt. Funds - Global Focus ..	NextEra Energy, Inc.	New	3.27%
Virtus NFJ Global Sustainability Fu..	Eversource Energy	New	2.84%
Redwheel Funds SICAV - Global Ho..	Centrica plc	New	2.46%
Virtus NFJ Global Sustainability Fu..	ENN Energy Holdings Lim..		1.95%
DWS Concept DJE Globale Aktien	Cheniere Energy, Inc.	New	1.82%
Mirova Global Sustainable Equity ..	Orsted	Close	-2.20%
Fidelity Invt. Funds - Global Focus ..	Orsted	Close	-2.21%
Premier Miton Global Sustainable ..	Veolia Environnement SA	Close	-2.23%
JOHCM Umbrella Fund Plc - Global ..	Orsted	Close	-2.26%
American Century Focused Global ..	American Water Works C..	Close	-2.48%
Baillie Gifford Investment Funds IC..	Orsted		-2.59%
Virtus NFJ Global Sustainability Fu..	Enel SpA	Close	-2.70%

Country Holding Changes: [Funds Invested Δ] / [Ave Wgt Δ] // Fund Flows, \$

Country	Funds Invested Δ	Ave Wgt Δ	Fund Flows, \$
United Kingdom	2.35%	0.01%	\$126M
Singapore	1.47%	0.00%	\$6M
Austria	1.47%	0.01%	\$7M
Finland	1.18%	0.01%	\$47M
Canada	1.18%	0.00%	(\$4M)
United States	0.88%	-0.05%	(\$387M)
Italy	0.59%	-0.01%	(\$163M)
France	-0.29%	0.00%	\$27M
Portugal	-0.59%	0.00%	\$7M
New Zealand	-0.59%	0.00%	(\$1M)
Spain	-0.88%	-0.02%	(\$80M)
Australia	-0.88%	0.00%	(\$5M)
China & HK	-1.18%	0.00%	(\$5M)
Denmark	-3.24%	-0.05%	(\$212M)

Largest Changes in Fund Country Weight, %

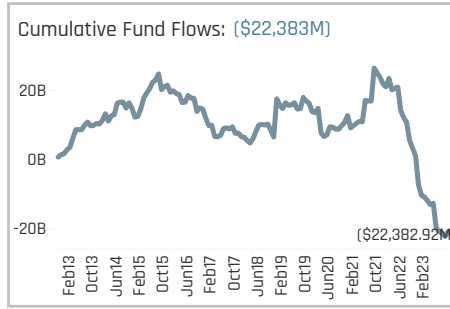
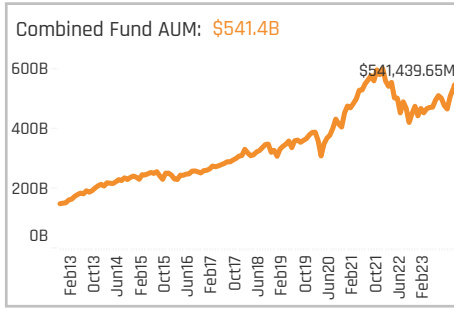
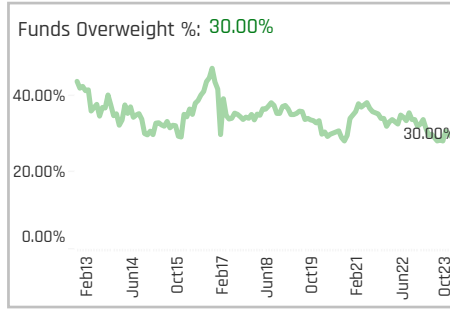
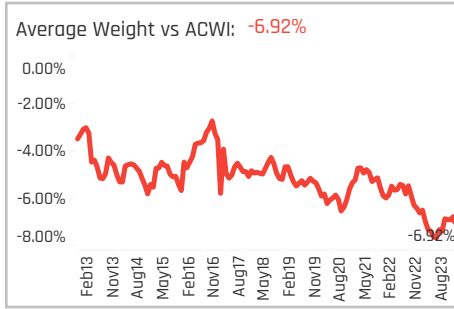
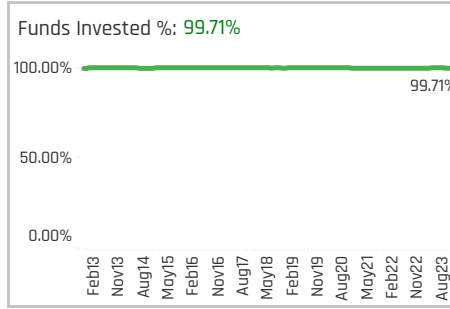
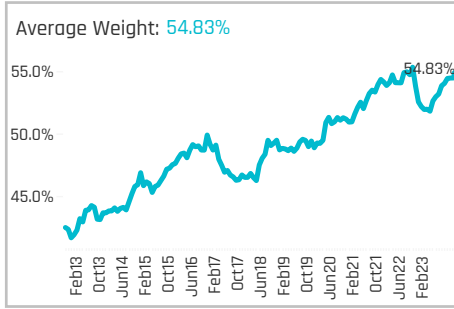
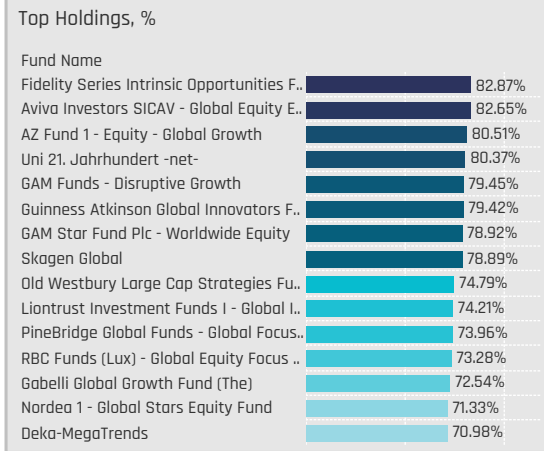
Fund Name	New a..	Country	Change
Virtus NFJ Global Sustainability Fund	New	United States	7.71%
Janus Henderson Global Equity Fu..	New	United States	4.19%
Fidelity Invt. Funds - Global Focus F..	New	United States	3.27%
Redwheel Funds SICAV - Global Hori..	New	United Kingdom	2.46%
Virtus NFJ Global Sustainability Fund		China & HK	1.95%
DWS Concept DJE Globale Aktien	New	United States	1.82%
FTIF SICAV - Global Climate Change ..	New	Denmark	1.65%
Fidelity Invt. Funds - Global Focus F..	Close	Denmark	-2.21%
Premier Miton Global Sustainable G..	Close	France	-2.23%
JOHCM Umbrella Fund Plc - Global S..	Close	Denmark	-2.26%
Baillie Gifford Investment Funds ICV..		Denmark	-2.59%
Virtus NFJ Global Sustainability Fund	Close	Italy	-2.70%
T Rowe Price Global Value Equity Fu..		United States	-2.92%
American Century Focused Global G..		United States	-3.01%

Largest Fund Level Stock Inflows/Outflows, \$

Fund Name	Stock Name	New..	Flow
American Funds Capital World Gra..	Dominion Energy Inc	New	\$138M
American Funds Capital World Gra..	FirstEnergy Corp.	New	\$128M
American Funds Capital World Gra..	Duke Energy Corporation	New	\$116M
American Funds Capital World Gra..	NextEra Energy, Inc.		\$110M
Deka - DividendenStrategie	Exelon Corporation	New	\$103M
T Rowe Price Global Stock Fund	Constellation Energy Cor..	New	\$77M
American Funds Capital World Gra..	National Grid plc	New	\$54M
American Funds New Perspective F..	Orsted	Close	(\$103M)
Fidelity Funds SICAV - Global Divide..	Ameren Corporation	Close	(\$123M)
American Funds Capital World Gra..	Power Grid Corporation o..		(\$144M)
Fidelity Funds SICAV - Global Divide..	Enel SpA		(\$156M)
DWS Top Dividende	Dominion Energy Inc	Close	(\$179M)
American Funds Capital World Gra..	PG&E Corporation		(\$203M)
American Funds New Perspective F..	Sempra Energy		(\$212M)

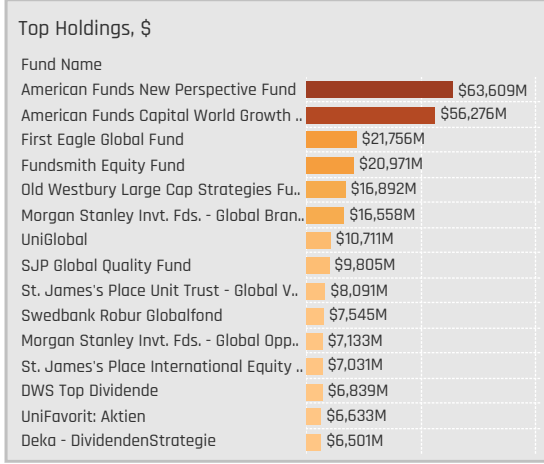
Country Profiles





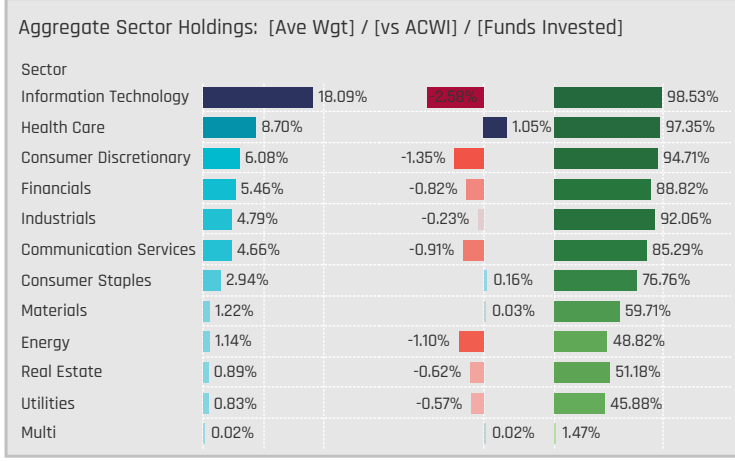
Aggregate Stock Holdings Data, Ranked by Most Widely Held.

Ticker	Stock Name	Funds Invested %	Average Weight	Vs Benchmark	Fund AUM, \$
MSFT-US	Microsoft Corporation	76.47%	3.62%	-0.51%	\$41,104M
GOOGL-US	Alphabet Inc. Class A	53.24%	1.41%	0.18%	\$11,533M
AMZN-US	Amazon.com, Inc.	50.29%	1.55%	-0.56%	\$12,381M
UNH-US	UnitedHealth Group Incorpora..	48.82%	0.84%	0.14%	\$8,102M
V-US	Visa Inc. Class A	45.59%	1.02%	0.36%	\$10,823M
NVDA-US	NVIDIA Corporation	43.82%	1.35%	-0.89%	\$13,039M
AAPL-US	Apple Inc.	43.24%	1.35%	-2.90%	\$11,818M
MA-US	Mastercard Incorporated Clas..	41.18%	0.86%	0.29%	\$5,566M
TMO-US	Thermo Fisher Scientific Inc..	35.59%	0.59%	0.28%	\$5,864M
META-US	Meta Platforms Inc. Class A	35.59%	0.93%	-0.35%	\$15,964M
ADBE-US	Adobe Incorporated	34.41%	0.53%	0.12%	\$3,633M
LLY-US	Eli Lilly and Company	34.12%	0.58%	-0.18%	\$8,507M
MRK-US	Merck & Co., Inc.	33.53%	0.44%	0.00%	\$3,025M
PG-US	Procter & Gamble Company	32.06%	0.42%	-0.12%	\$3,671M
JPM-US	JPMorgan Chase & Co.	30.59%	0.47%	-0.28%	\$6,276M



Top Stock Holdings, %

Fund Name	Ticker	Stock Name	Weight
Morgan Stanley Inv. Fds. - Global Opp..	UBER-US	Uber Technologies, Inc.	12.36%
Mundoval Fund	MA-US	Mastercard Incorporat..	11.74%
Baron Global Advantage Fund	NVDA-US	NVIDIA Corporation	11.33%
Castle Focus Fund	BRK.B-US	Berkshire Hathaway I..	10.95%
MassMutual Premier Global Fund	GOOGL-US	Alphabet Inc. Class A	10.90%
Fundsmith Equity Fund	MSFT-US	Microsoft Corporation	10.67%
Invesco Global Inv. Ser. - Global Focus ..	META-US	Meta Platforms Inc. Cl..	10.35%
GAM Funds - Disruptive Growth	MSFT-US	Microsoft Corporation	10.20%
Ninety One Glb. Strat. Fd. - Global Quali..	V-US	Visa Inc. Class A	9.97%
Ninety One Glb. Strat. Fd. - Global Fran..	V-US	Visa Inc. Class A	9.76%
BNY Mellon Worldwide Growth Fund	MSFT-US	Microsoft Corporation	9.73%
Ninety One Glb. Strat. Fd. - Global Quali..	MSFT-US	Microsoft Corporation	9.73%
JPMorgan Funds - Global Growth Fund	MSFT-US	Microsoft Corporation	9.50%
AZ Fund 1 - Equity - Global Growth	MSFT-US	Microsoft Corporation	9.43%
AB SICAV I - Concentrated Global Equit..	MSFT-US	Microsoft Corporation	9.12%



Top Sector Holdings, %

Fund Name	Sector	Weight
Guinness Atkinson Global Innovators F..	Information Technology	50.49%
GAM Funds - Disruptive Growth	Information Technology	49.58%
GAM Star Fund Plc - Worldwide Equity	Information Technology	46.46%
Polen Global Growth Fund	Information Technology	41.79%
AZ Fund 1 - Equity - Global Growth	Information Technology	40.75%
PGIM Jennison Global Opportunities Fu..	Information Technology	39.29%
GAMAX Funds - Junior	Consumer Discretionary	37.65%
Liontrust Investment Funds I - Global I..	Information Technology	37.20%
Ninety One Glb. Strat. Fd. - Global Quali..	Information Technology	35.02%
Baron Global Advantage Fund	Information Technology	34.51%
FTIF SICAV - Franklin Global Growth Fu..	Information Technology	34.48%
Ninety One Glb. Strat. Fd. - Global Fran..	Information Technology	34.19%
Erste Responsible Stock Global	Information Technology	33.70%
Allianz Interglobal	Information Technology	33.56%
Threadneedle (Lux) - Global Focus Fund	Information Technology	32.82%

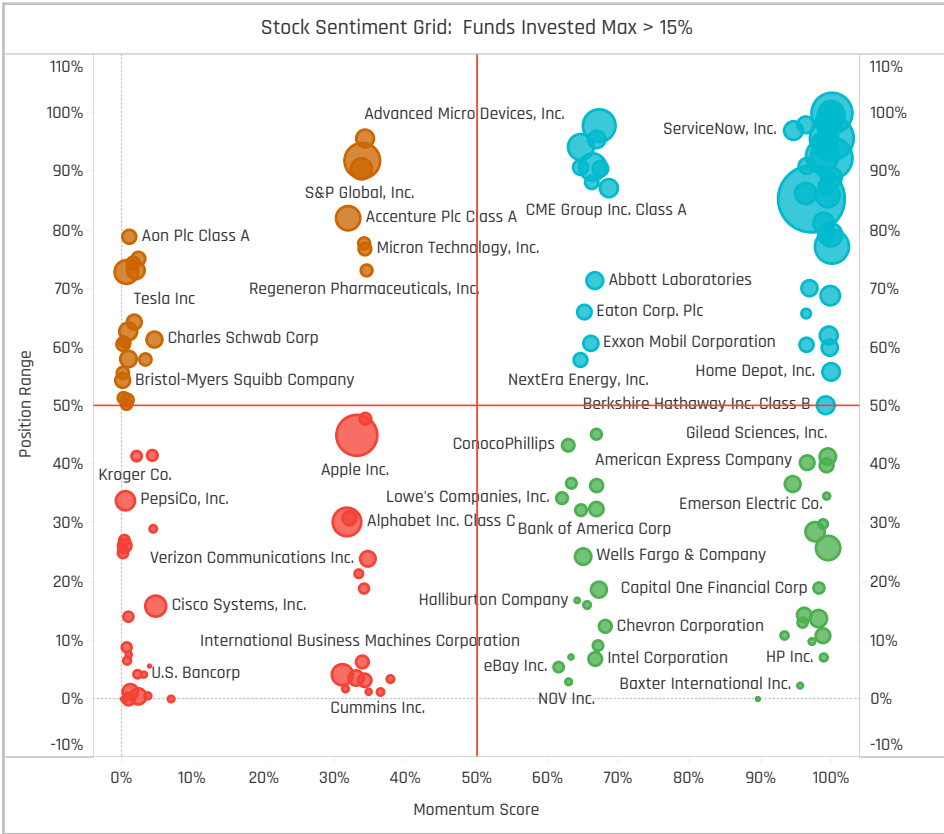
Top Stock Holdings, \$

Fund Name	Ticker	Stock Name	Value
American Funds New Perspective Fund	MSFT-US	Microsoft Corporation	\$6,595M
American Funds Capital World Growth ..	AVGO-US	Broadcom Inc.	\$5,226M
American Funds Capital World Growth ..	MSFT-US	Microsoft Corporation	\$4,977M
American Funds New Perspective Fund	META-US	Meta Platforms Inc. Clas..	\$3,664M
American Funds New Perspective Fund	AVGO-US	Broadcom Inc.	\$3,542M
Fundsmith Equity Fund	MSFT-US	Microsoft Corporation	\$3,373M
American Funds New Perspective Fund	LLY-US	Eli Lilly and Company	\$2,471M
American Funds Capital World Growth ..	UNH-US	UnitedHealth Group Inco..	\$2,233M
Fundsmith Equity Fund	META-US	Meta Platforms Inc. Clas..	\$2,113M
American Funds Capital World Growth ..	LLY-US	Eli Lilly and Company	\$2,025M
American Funds New Perspective Fund	TSLA-US	Tesla Inc	\$1,972M
Morgan Stanley Inv. Fds. - Global Bran..	MSFT-US	Microsoft Corporation	\$1,943M
American Funds Capital World Growth ..	PM-US	Philip Morris Internation..	\$1,837M
American Funds Capital World Growth ..	ABT-US	Abbott Laboratories	\$1,810M
American Funds Capital World Growth ..	HD-US	Home Depot, Inc.	\$1,731M

Largest Changes in Fund Weight, %

Fund Name	New or C..	Change
Delaware Global Equity Fund II		30.78%
Delaware Global Equity Fund		30.72%
AIM Fds. Grp. (IFG) - Invesco Glo..		19.25%
DWS Concept DJE Globale Aktien		13.47%
DWS Invest - CROCI Global Divid..		12.87%
SVS Aubrey Capital Mgmt. Inv. ..		12.23%
GAM Star Fund Plc - Worldwide ..		12.01%
Virtus NFJ Global Sustainability ..		-5.48%
Franklin Mutual Ser. Fds. - Ques..		-5.80%
Longleaf Partners Global Fund		-6.51%
JOHCM Umbrella Fund Plc - Glob..		-6.93%
Pioneer Global Sustainable Equi..		-6.95%
Janus Henderson Global Equity ..		-10.45%
Redwheel Funds SICAV - Global ..		-34.29%

Ave Wgt Δ	Funds Invested Δ	Fund Flows, \$	Av Wgt vs ACWI Δ	Funds O/W % Δ
1.60%	-0.29%	(\$1,675M)	0.39%	1.47%



Aggregate Stock Holdings Changes

Ticker	Stock Name	Funds Invested % Δ	Average Weight Δ	Fund Flows, \$
VLTO-US	Verato Corporation	7.35%	0.03%	\$338M
KVUE-US	Kenvue, Inc.	6.76%	0.05%	\$620M
NVDA-US	NVIDIA Corporation	6.47%	0.39%	\$1,118M
META-US	Meta Platforms Inc. Class A	3.82%	0.18%	\$754M
LLY-US	Eli Lilly and Company	3.53%	0.15%	(\$423M)
AVGO-US	Broadcom Inc.	3.24%	0.12%	\$255M
SNPS-US	Synopsys, Inc.	2.94%	0.05%	\$80M
MRK-US	Merck & Co., Inc.	-2.35%	-0.01%	(\$52M)
BMJ-US	Bristol-Myers Squibb Company	-2.65%	-0.06%	(\$194M)
EL-US	Estee Lauder Companies Inc. C..	-2.94%	-0.06%	(\$41M)
GIS-US	General Mills, Inc.	-2.94%	-0.02%	(\$17M)
HZNP-US	Horizon Therapeutics Public Li..	-3.24%	-0.02%	(\$207M)
ATVI-US	Activision Blizzard, Inc.	-7.06%	-0.09%	(\$541M)
VMW-US	VMware, Inc. Class A	-8.82%	-0.09%	(\$1,183M)

Largest Fund Flows, \$

Fund Name	New or Cl..	Flow
First Eagle Global Fund		\$986M
JPMorgan Investment Funds - ..		\$662M
St. James's Place International..		\$657M
JPMorgan Funds - Global Focus..		\$579M
Deka - DividendenStrategie		\$366M
JPMorgan Investment Funds - ..		\$324M
American Funds Global Insight ..		\$307M
Franklin Mutual Ser. Fds. - Glob..		(\$226M)
Fidelity Funds SICAV - Global Di..		(\$231M)
Dodge & Cox Global Stock Fund		(\$311M)
Robeco Capital Gr. Fds. - BP Glo..		(\$377M)
FTIF SICAV - Growth (Euro) Fund		(\$386M)
American Funds Capital World ..		(\$984M)
American Funds New Perspecti..		(\$1,350M)

Largest Fund Level Changes in Stock Weight, %

Fund Name	Stock Name	New ..	Change
Columbia Threadneedle (UK) ICVC ..	Microsoft Corporation	New	7.59%
American Century Focused Global ..	NVIDIA Corporation	New	5.26%
Delaware Global Equity Fund II	Microsoft Corporation	New	5.06%
Delaware Global Equity Fund	Microsoft Corporation	New	5.04%
Carmignac Investissement	Meta Platforms Inc. Class..	New	4.89%
American Century Focused Global ..	Alphabet Inc. Class A	New	4.69%
Artisan Global Equity Fund	Meta Platforms Inc. Class..	New	4.58%
Castle Focus Fund	Ingredion Incorporated	Close	-4.23%
Scharf Global Opportunity Fund	Activision Blizzard, Inc.	Close	-4.35%
Franklin Mutual Ser. Fds. - Quest F..	Activision Blizzard, Inc.	Close	-4.35%
Swedbank Robur Globalfond	VMware, Inc. Class A	Close	-5.16%
Redwheel Funds SICAV - Global Ho..	Microsoft Corporation	Close	-5.27%
Carmignac Investissement	Oracle Corporation	Close	-5.32%
AIM Fds. Grp. (IFG) - Invesco Global..	Visa Inc. Class A	Close	-5.38%

Sector Holding Changes: [Funds Invested Δ] / [Ave Wgt Δ] / Fund Flows, \$

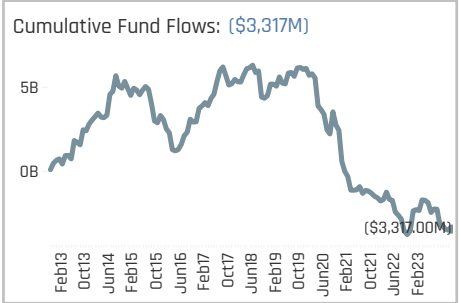
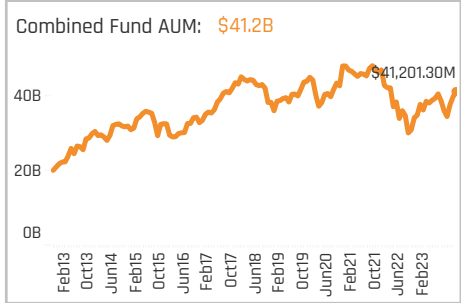
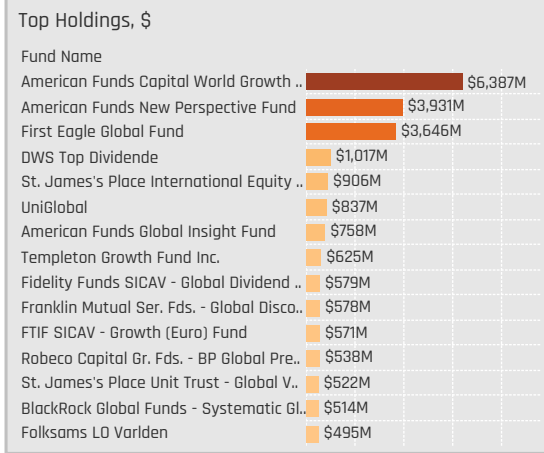
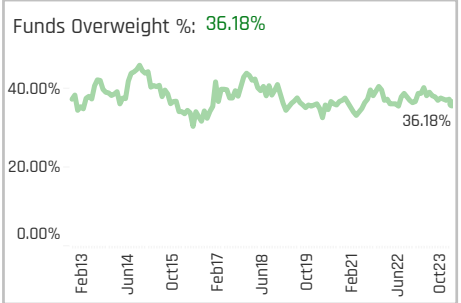
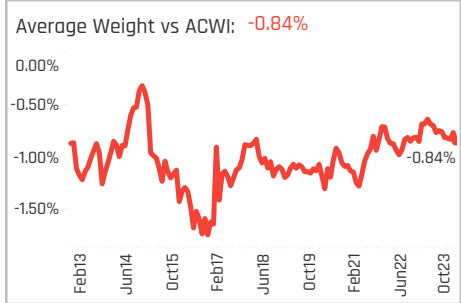
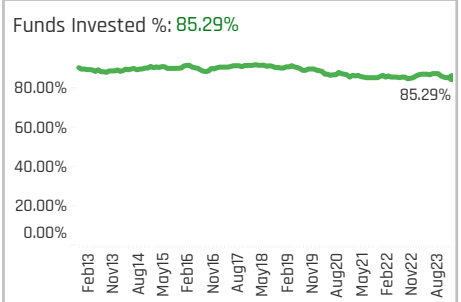
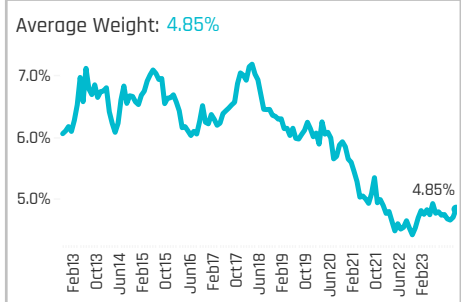
Sector	Wgt Δ	Flow
Real Estate	1.47%	(\$74M)
Consumer Discretionary	1.47%	\$511M
Utilities	0.88%	\$387M
Energy	0.88%	(\$511M)
Multi	0.59%	\$72M
Health Care	0.29%	(\$1,179M)
Information Technology	0.00%	(\$1,293M)
Industrials	0.00%	(\$300M)
Communication Services	-0.29%	(\$142M)
Financials	-0.29%	\$120M
Materials	-1.47%	\$424M
Consumer Staples	-2.06%	\$310M

Largest Changes in Fund Sector Weight, %

Fund Name	New o..	Sector	Change
Delaware Global Equity Fund II		Information Technology	17.58%
Delaware Global Equity Fund		Information Technology	17.56%
Delaware Global Equity Fund II	New	Consumer Discretionary	10.76%
Delaware Global Equity Fund	New	Consumer Discretionary	10.73%
AIM Fds. Grp. (IFG) - Invesco Global C..		Financials	10.00%
Seligson & Co. Global Top 25 Brands..		Consumer Staples	9.16%
Liontrust Investment Funds I - Glob..		Information Technology	8.46%
Delaware Global Equity Fund II		Consumer Staples	-6.38%
Delaware Global Equity Fund		Consumer Staples	-6.40%
Fidelity Inv. Trust - Worldwide Fund		Information Technology	-6.69%
Aviva Investors SICAV - Global Equit..		Consumer Discretionary	-6.72%
AIM Fds. Grp. (IFG) - Invesco Global C..		Communication Services	-7.26%
Redwheel Funds SICAV - Global Hori..	Close	Industrials	-10.48%
Virtus NFJ Global Sustainability Fund		Information Technology	-19.32%

Largest Fund Level Stock Inflows/Outflows, \$

Fund Name	Stock Name	New..	Flow
American Funds New Perspective F..	NVIDIA Corporation		\$737M
American Funds Capital World Gro..	Air Products and Chemic..		\$328M
American Funds New Perspective F..	Broadcom Inc.		\$324M
American Funds Capital World Gro..	Texas Instruments Incorp..		\$310M
American Funds Capital World Gro..	Microsoft Corporation		\$302M
American Funds Capital World Gro..	Molina Healthcare, Inc.		\$273M
American Funds Capital World Gro..	Home Depot, Inc.		\$249M
Dodge & Cox Global Stock Fund	VMware, Inc. Class A	Close	(\$280M)
American Funds Capital World Gro..	Baker Hughes Company ..		(\$294M)
American Funds Capital World Gro..	Micron Technology, Inc.		(\$346M)
American Funds Capital World Gro..	Logitech International S.A.	Close	(\$365M)
Swedbank Robur Globalfond	VMware, Inc. Class A	Close	(\$476M)
American Funds New Perspective F..	Mondelez International, I..	Close	(\$479M)
American Funds New Perspective F..	Seagen, Inc.	Close	(\$504M)

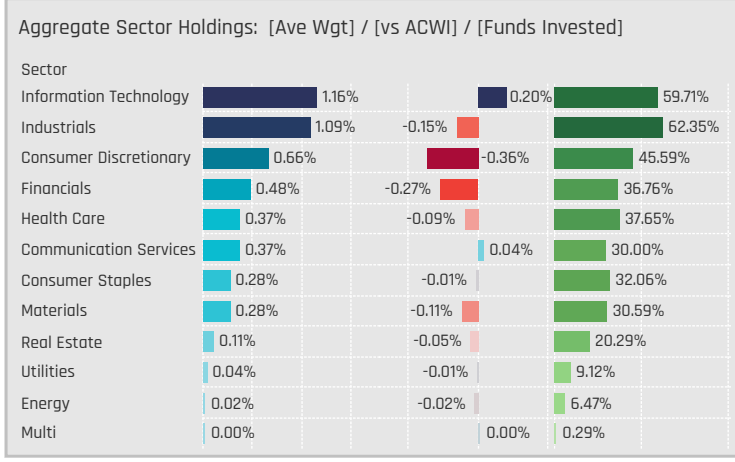


Aggregate Stock Holdings Data, Ranked by Most Widely Held.

Ticker	Stock Name	Funds Invested %	Average Weight	Vs Benchmark	Fund AUM, \$
6861-JP	Keyence Corporation	27.06%	0.36%	0.22%	\$3,404M
6758-JP	Sony Group Corporation	22.06%	0.28%	0.10%	\$2,185M
9432-JP	Nippon Telegraph and Teleph..	17.06%	0.12%	0.06%	\$1,111M
9433-JP	KDDI Corporation	15.88%	0.12%	0.04%	\$917M
4063-JP	Shin-Etsu Chemical Co Ltd	14.12%	0.13%	0.01%	\$2,025M
8001-JP	Itochu Corporation	12.94%	0.07%	-0.01%	\$592M
7741-JP	HOYA CORPORATION	12.94%	0.12%	0.05%	\$566M
8035-JP	Tokyo Electron Ltd.	11.18%	0.10%	-0.03%	\$1,990M
7974-JP	Nintendo Co., Ltd.	11.18%	0.09%	-0.02%	\$502M
8316-JP	Sumitomo Mitsui Financial Gr..	10.88%	0.09%	-0.01%	\$558M
7267-JP	Honda Motor Co., Ltd.	10.88%	0.07%	-0.02%	\$444M
4503-JP	Astellas Pharma Inc.	10.29%	0.04%	0.00%	\$176M
6501-JP	Hitachi,Ltd.	10.00%	0.08%	-0.03%	\$594M
8306-JP	Mitsubishi UFJ Financial Grou..	9.41%	0.11%	-0.05%	\$442M
6367-JP	DAIKIN INDUSTRIES, LTD.	9.41%	0.07%	-0.01%	\$1,292M

Top Stock Holdings, %

Fund Name	Ticker	Stock Name	Weight
Artemis Global Income Fund	7011-JP	Mitsubishi Heavy Indu..	4.95%
Touchstone Strategic Trust - Non-US E..	6758-JP	Sony Group Corporati..	4.50%
John Hancock Funds II - Global Equity F..	8316-JP	Sumitomo Mitsui Fin..	4.41%
Manulife Global Fund - Global Equity Fu..	8316-JP	Sumitomo Mitsui Fin..	4.40%
Ranmore Global Equity Fund Plc	9404-JP	Nippon Television Hol..	4.37%
Value Square Fund - Equity World	6201-JP	Toyota Industries Corp.	4.34%
Baring Global Umbrella Fund - Global L..	7974-JP	Nintendo Co., Ltd.	4.26%
Maj Invest Value Aktier	6758-JP	Sony Group Corporati..	4.21%
abrdn OEIC II - abrdn Global Focused E..	6758-JP	Sony Group Corporati..	4.08%
Sands Capital Funds Plc - Global Growt..	6861-JP	Keyence Corporation	4.08%
Artemis Global Income Fund	8306-JP	Mitsubishi UFJ Financi..	4.04%
Waverton Invnt. Fds. Plc - Global Equity ..	6501-JP	Hitachi,Ltd.	3.95%
Vanguard Global ESG Select Stock Fund	6098-JP	Recruit Holdings Co., L..	3.90%
Ariel Global Fund	5108-JP	Bridgestone Corporati..	3.86%
Touchstone Strategic Trust - Non-US E..	6501-JP	Hitachi,Ltd.	3.82%



Top Sector Holdings, %

Fund Name	Sector	Weight
Quilter Investors Ethical Equity	Industrials	10.09%
Schroder ISF - Global Equity Yield	Communication Services	8.28%
Ariel Global Fund	Consumer Discretionary	7.63%
Touchstone Strategic Trust - Non-US E..	Industrials	7.59%
BNP Paribas Funds - Sustainable Globa..	Information Technology	7.11%
Artemis Global Income Fund	Industrials	6.93%
DWS Invest - CROCI Global Dividends	Consumer Discretionary	6.62%
Skagen Focus	Information Technology	6.44%
MainFirst SICAV - Global Equities Fund	Information Technology	6.28%
UNI-GLOBAL - Equities World	Consumer Discretionary	6.22%
C Worldwide - Global Equities Ethical	Information Technology	6.02%
Fidelity Invnt. Funds - Global Special Sit..	Information Technology	5.89%
Touchstone Strategic Trust - Non-US E..	Consumer Discretionary	5.72%
Artemis Global Select Fund	Financials	5.68%
Sands Capital Funds Plc - Global Leade..	Information Technology	5.61%

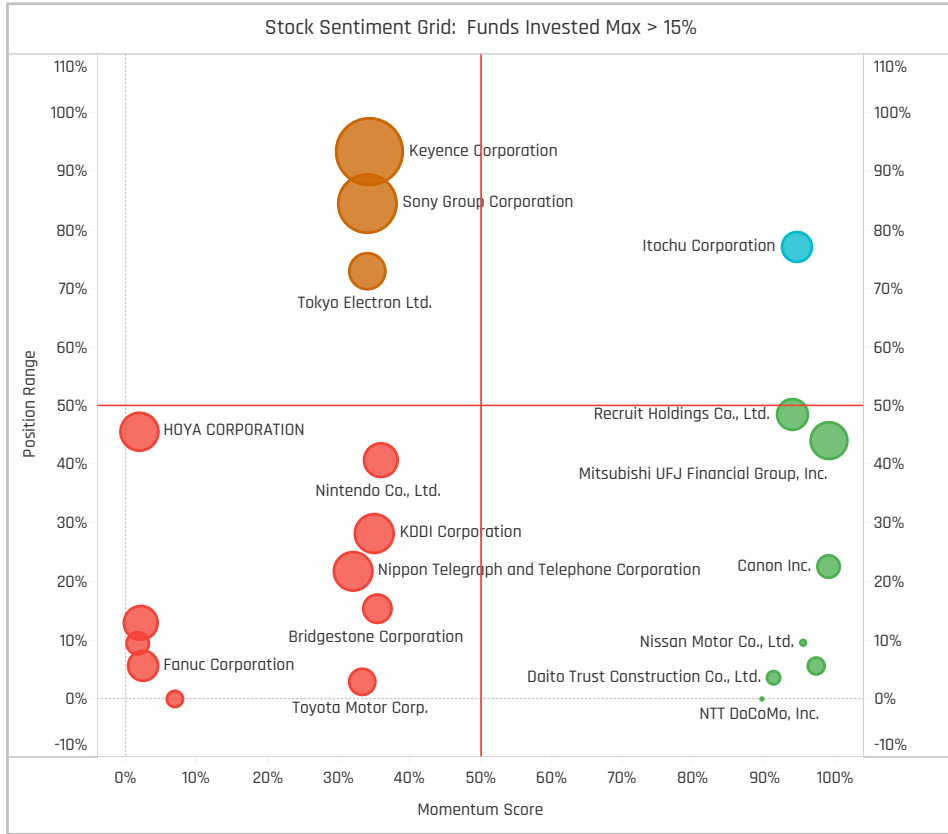
Top Stock Holdings, \$

Fund Name	Ticker	Stock Name	Value
American Funds Capital World Growth ..	8035-JP	Tokyo Electron Ltd.	\$1,304M
American Funds New Perspective Fund	4063-JP	Shin-Etsu Chemical Co L..	\$871M
American Funds Capital World Growth ..	6098-JP	Recruit Holdings Co., Ltd.	\$792M
American Funds Capital World Growth ..	4568-JP	Daiichi Sankyo Company..	\$615M
American Funds New Perspective Fund	6367-JP	DAIKIN INDUSTRIES, LTD.	\$594M
American Funds Capital World Growth ..	4502-JP	Takeda Pharmaceutical ..	\$534M
DWS Top Dividende	9432-JP	Nippon Telegraph and T..	\$465M
First Eagle Global Fund	9735-JP	Secom Co., Ltd.	\$465M
First Eagle Global Fund	6954-JP	Fanuc Corporation	\$451M
American Funds New Perspective Fund	6861-JP	Keyence Corporation	\$441M
First Eagle Global Fund	8725-JP	MS&AD Insurance Group..	\$441M
American Funds Capital World Growth ..	3382-JP	Seven & I Holdings Co., L..	\$434M
American Funds Capital World Growth ..	2802-JP	Ajinomoto Co., Inc.	\$415M
American Funds Capital World Growth ..	8031-JP	Mitsui & Co.,Ltd	\$391M
First Eagle Global Fund	8630-JP	Sompo Holdings,Inc.	\$375M

Largest Changes in Fund Weight, %

Fund Name	New or C..	Change
Redwheel Funds SICAV - Global ..		
Virtus NFJ Global Sustainability ..		4.18%
BNP Paribas Funds - Sustainabl..		3.35%
FTIF SICAV - Franklin Global Gro..		2.75%
Kepler Ethik Aktienfonds		2.53%
Ariel Global Fund		2.52%
Alger Global Focus Fund		2.35%
Invesco Global Invnt. Ser. - Global..	Close	-2.24%
First Sentier Investors ICVC - St..		-2.30%
LF Liontrust Investment Funds II..		-2.41%
Threadneedle (Lux) - Global Fac..		-3.01%
Columbia Threadneedle (UK) ICV..		-3.44%
Baillie Gifford Investment Funds..	Close	-4.02%
DWS Invest - CROCI Global Divid..		-4.70%

Ave Wgt Δ	Funds Invested Δ	Fund Flows, \$	Av Wgt vs ACWI Δ	Funds O/W % Δ
0.04%	-2.06%	(\$1,179M)	-0.10%	-1.75%



Aggregate Stock Holdings Changes

Ticker	Stock Name	Funds Invested % Δ	Average Weight Δ	Fund Flows, \$
9502-JP	Chubu Electric Power Compan..	1.47%	0.00%	\$6M
9107-JP	Kawasaki Kisen Kaisha, Ltd.	1.47%	0.00%	\$8M
9022-JP	Central Japan Railway Compa..	1.18%	0.00%	\$4M
5929-JP	Sanwa Holdings Corporation	1.18%	0.00%	\$1M
7751-JP	Canon Inc.	0.88%	0.01%	\$17M
6178-JP	JAPAN POST HOLDINGS Co., Ltd.	0.88%	0.01%	(\$12M)
1925-JP	Daiwa House Industry Co., Ltd.	0.88%	0.00%	\$6M
4183-JP	Mitsui Chemicals, Inc.	-1.18%	0.00%	(\$4M)
3092-JP	ZOZO, Inc.	-1.18%	0.00%	(\$22M)
4204-JP	Seisui Chemical Co., Ltd.	-1.47%	0.00%	(\$6M)
6367-JP	DAIKIN INDUSTRIES, LTD.	-1.47%	-0.04%	(\$74M)
4452-JP	Kao Corp.	-1.47%	-0.01%	(\$50M)
5201-JP	AGC Inc.	-1.75%	0.00%	(\$70M)
4503-JP	Astellas Pharma Inc.	-1.75%	0.00%	\$18M

Largest Fund Flows, \$

Fund Name	New or Cl..	Flow
American Funds New Perspecti..		\$168M
American Funds Global Insight ..		\$97M
First Eagle Global Fund		\$95M
Robeco Capital Gr. Fds. - BP Glo..		\$83M
Long Term Themes USD		\$76M
DNB Global		\$66M
Swedbank Robur Kapitalinvest		\$49M
Threadneedle (Lux) - Global Fac..		(\$57M)
AB SICAV I - Low Volatility Equi..		(\$60M)
Old Westbury Large Cap Strate..		(\$77M)
BlackRock Global Funds - Syste..		(\$90M)
Baillie Gifford Investment Fund..	Close	(\$98M)
Fidelity Funds SICAV - Global Di..		(\$100M)
American Funds Capital World ..		(\$952M)

Largest Fund Level Changes in Stock Weight, %

Fund Name	Stock Name	New ..	Change
FTIF SICAV - Franklin Global Growt..	Daiichi Sankyo Company,...		2.75%
Baring Global Umbrella Fund - Glo..	Nintendo Co., Ltd.		2.49%
JOHCM Umbrella Fund Plc - Global ..	Daifuku Co., Ltd.	New	2.34%
Alger Global Focus Fund	Lasertec Corp.	New	2.33%
Virtus NFJ Global Sustainability Fu..	Nippon Paint Holdings Co..	New	2.31%
Redwheel Funds SICAV - Global Ho..	Honda Motor Co., Ltd.	New	2.29%
Redwheel Funds SICAV - Global Ho..	Nippon Television Holdin..	New	2.29%
DWS Invest - CROCI Global Dividen..	Itochu Corporation	Close	-2.19%
Invesco Global Invnt. Ser. - Global E..	Asahi Group Holdings,Ltd.	Close	-2.24%
LF Liontrust Investment Funds III - ..	SoftBank Group Corp.	Close	-2.32%
DWS Invest - CROCI Global Dividen..	Marubeni Corporation	Close	-2.36%
FP WHEB Asset Mgmt. Fds. - Susta..	DAIKIN INDUSTRIES, LTD.	Close	-2.40%
JOHCM Umbrella Fund Plc - Global ..	Keyence Corporation	Close	-2.57%
Artisan Global Equity Fund	Daiichi Sankyo Company,...	Close	-\$49M

Sector Holding Changes: [Funds Invested Δ] / [Ave Wgt Δ] / Fund Flows, \$

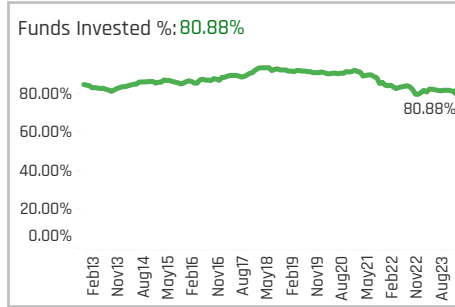
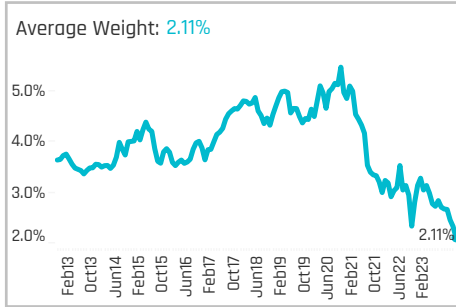
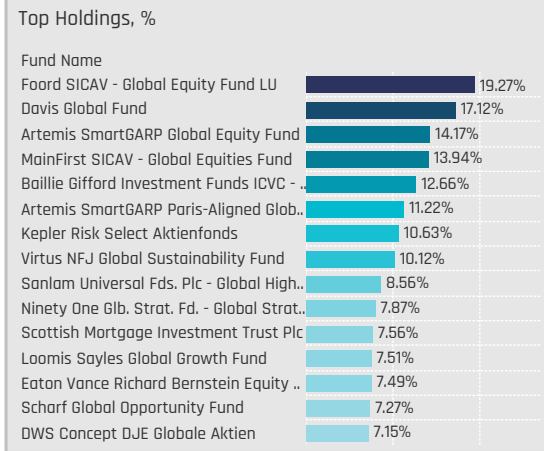
Sector	Change	Flow
Financials	1.18%	(\$64M)
Materials	0.88%	(\$173M)
Industrials	0.59%	(\$456M)
Consumer Staples	0.29%	\$79M
Utilities	0.29%	\$4M
Real Estate	0.29%	(\$46M)
Multi	0.00%	(\$72M)
Information Technology	-0.29%	\$251M
Energy	-0.29%	(\$4M)
Consumer Discretionary	-0.59%	(\$262M)
Health Care	-2.06%	(\$333M)
Communication Services	-2.35%	(\$101M)

Largest Changes in Fund Sector Weight, %

Fund Name	New o..	Sector	Change
DWS Invest - CROCI Global Dividends		Consumer Discretionary	4.65%
BNP Paribas Funds - Sustainable Gl..		Information Technology	4.60%
Redwheel Funds SICAV - Global Hori..	New	Communication Services	4.39%
Redwheel Funds SICAV - Global Hori..	New	Industrials	4.11%
Ariel Global Fund		Consumer Discretionary	3.03%
FTIF SICAV - Franklin Global Growth ..		Health Care	2.75%
Handelsbanken Global Tema		Information Technology	2.62%
BNP Paribas Funds - Sustainable Gl..		Consumer Discretionary	-2.25%
LF Liontrust Investment Funds III - ..	Close	Communication Services	-2.32%
FP WHEB Asset Mgmt. Fds. - Susta..		Industrials	-2.33%
Pioneer Global Sustainable Equity F..		Consumer Discretionary	-2.33%
First Sentier Investors ICVC - Stewa..		Industrials	-2.41%
Artisan Global Equity Fund		Health Care	-2.69%
DWS Invest - CROCI Global Dividends		Industrials	-4.60%

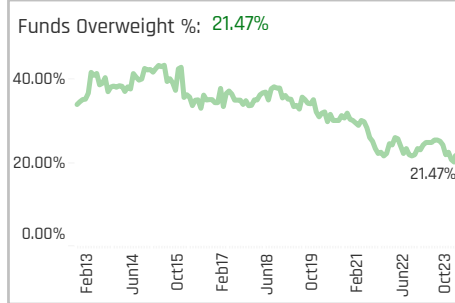
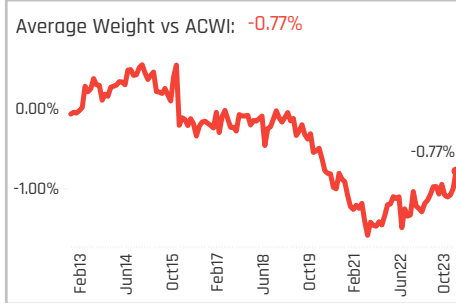
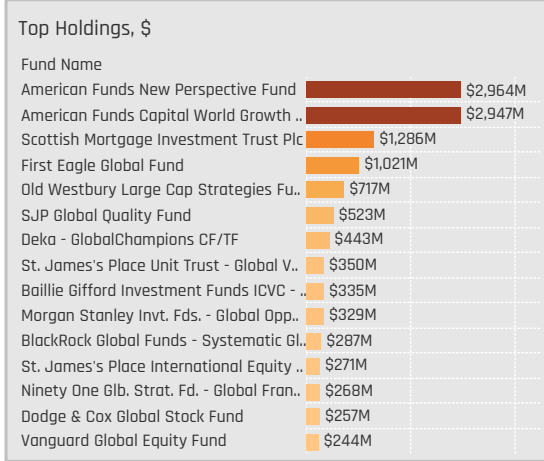
Largest Fund Level Stock Inflows/Outflows, \$

Fund Name	Stock Name	New..	Flow
American Funds New Perspective F..	Fujitsu Limited	New	\$212M
American Funds New Perspective F..	TDK Corporation	New	\$169M
American Funds New Perspective F..	Asahi Intecc Co., Ltd.	New	\$90M
American Funds New Perspective F..	Keyence Corporation		\$83M
American Funds New Perspective F..	DAIKIN INDUSTRIES, LTD.		\$75M
American Funds Capital World Gro..	Secom Co., Ltd.	New	\$65M
First Eagle Global Fund	Fanuc Corporation		\$63M
American Funds Capital World Gro..	Shin-Etsu Chemical Co Ltd		(\$110M)
American Funds Capital World Gro..	Takeda Pharmaceutical C..		(\$124M)
American Funds Capital World Gro..	Sony Group Corporation		(\$130M)
American Funds Capital World Gro..	Olympus Corp.	Close	(\$146M)
American Funds Capital World Gro..	OBIC Co., Ltd.	Close	(\$156M)
American Funds Capital World Gro..	LIXIL Corporation	Close	(\$215M)
American Funds New Perspective F..	Komatsu Ltd.	Close	(\$254M)



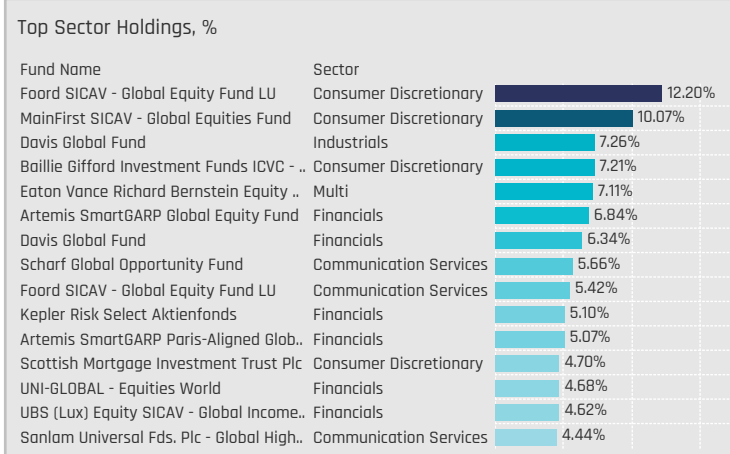
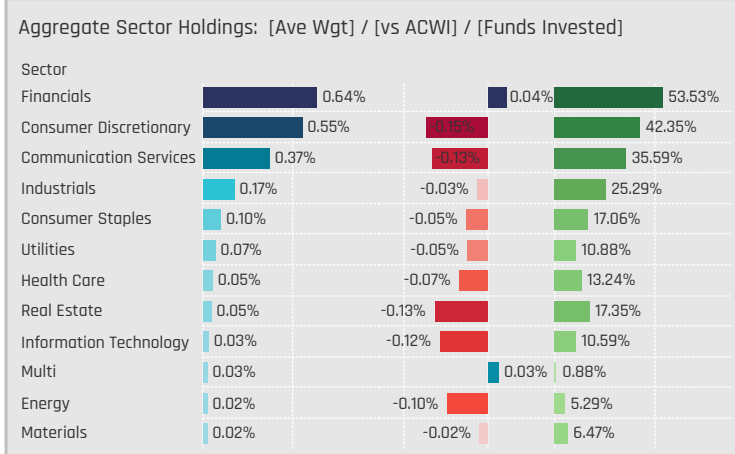
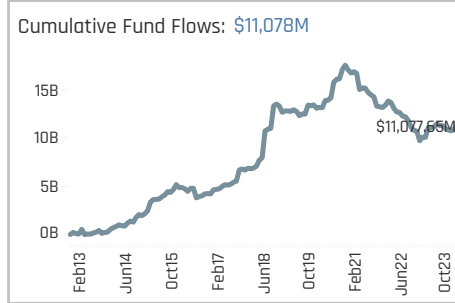
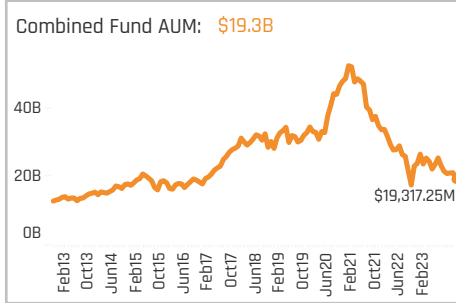
Aggregate Stock Holdings Data, Ranked by Most Widely Held.

Ticker	Stock Name	Funds Invested %	Average Weight	Vs Benchmark	Fund AUM, \$
1299-HK	AIA Group Limited	35.00%	0.41%	0.27%	\$4,066M
700-HK	Tencent Holdings Ltd.	21.18%	0.20%	-0.14%	\$1,863M
9988-HK	Alibaba Group Holding Ltd.	17.94%	0.17%	-0.05%	\$1,690M
1-HK	CK Hutchison Holdings Ltd	8.24%	0.03%	0.01%	\$51M
NTESF-US	NetEase, Inc.	7.94%	0.09%	0.04%	\$1,085M
388-HK	Hong Kong Exchanges & Clear..	7.65%	0.03%	-0.02%	\$225M
2388-HK	BOC Hong Kong (Holdings) Li..	7.06%	0.01%	0.00%	\$33M
3690-HK	Meituan Class B	6.76%	0.03%	-0.03%	\$454M
6823-HK	HKT Trust and HKT Ltd	6.47%	0.02%	0.01%	\$91M
2318-HK	Ping An Insurance (Group) Co..	6.18%	0.04%	-0.01%	\$399M
9961-HK	Trip Com Group Ltd	5.88%	0.05%	0.02%	\$1,297M
1398-HK	Industrial and Commercial Ba..	5.59%	0.02%	-0.02%	\$103M
1211-HK	BYD Company Limited Class H	5.59%	0.04%	0.01%	\$132M
1113-HK	CK Asset Holdings Limited	5.59%	0.01%	-0.01%	\$215M
PDD-US	Pinduoduo, Inc. Sponsored AD..	5.29%	0.06%	-0.05%	\$1,016M



Top Stock Holdings, %

Fund Name	Ticker	Stock Name	Weight
Eaton Vance Richard Bernstein Equity ..	MCHI-US	iShares MSCI China ET..	7.11%
Baillie Gifford Investment Funds ICVC - ..	PDD-US	Pinduoduo, Inc. Spons..	5.68%
Ninety One Glb. Strat. Fd. - Global Quali..	NTESF-US	NetEase, Inc.	4.24%
MainFirst SICAV - Global Equities Fund	PDD-US	Pinduoduo, Inc. Spons..	4.16%
Scottish Mortgage Investment Trust Plc	PDD-US	Pinduoduo, Inc. Spons..	4.09%
Foord SICAV - Global Equity Fund LU	700-HK	Tencent Holdings Ltd.	4.04%
Davis Global Fund	2318-HK	Ping An Insurance (Gr..	3.87%
Virtus NFJ Global Sustainability Fund	2688-HK	ENN Energy Holdings ..	3.74%
Foord SICAV - Global Equity Fund LU	9988-HK	Alibaba Group Holding..	3.68%
MainFirst SICAV - Global Equities Fund	9961-HK	Trip Com Group Ltd	3.67%
Scharf Global Opportunity Fund	BIDU-US	Baidu Inc Sponsored ..	3.60%
Davis Global Fund	HOLI-US	Hollysys Automation T..	3.47%
RBC Global Opportunities Fund	1299-HK	AIA Group Limited	3.26%
Invesco Global Inv. Ser. - Global Focus ..	700-HK	Tencent Holdings Ltd.	3.22%
Ariel Global Fund	BIDU-US	Baidu Inc Sponsored ..	3.21%



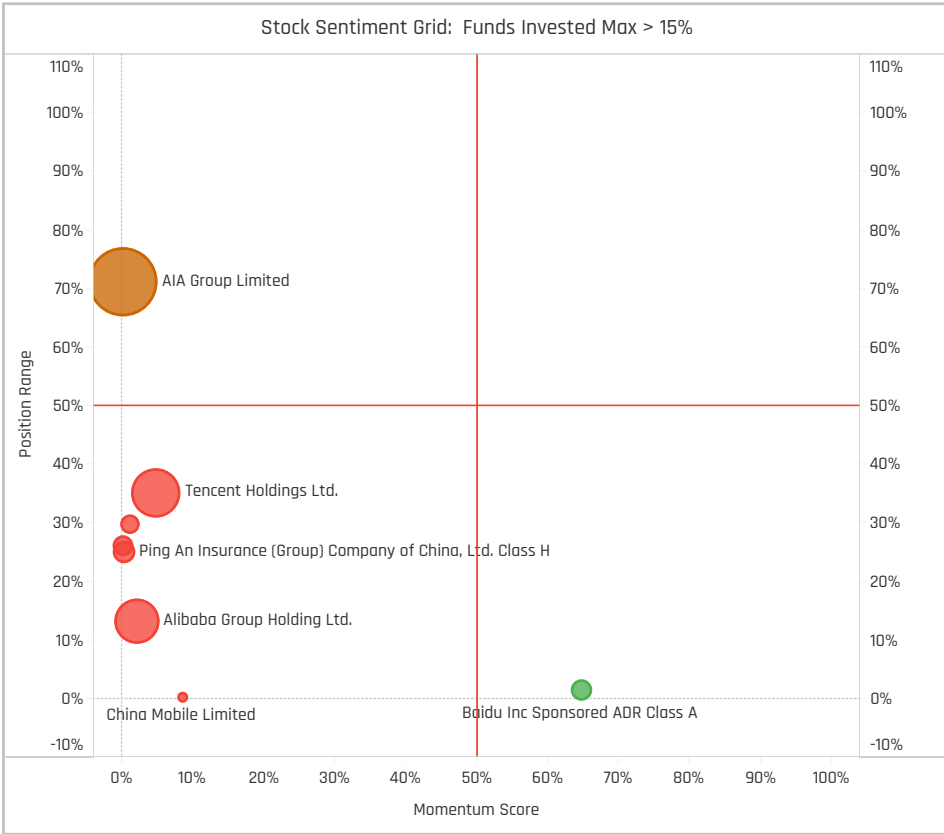
Top Stock Holdings, \$

Fund Name	Ticker	Stock Name	Value
American Funds New Perspective Fund	1299-HK	AIA Group Limited	\$988M
Scottish Mortgage Investment Trust Plc	PDD-US	Pinduoduo, Inc. Sponsor..	\$695M
American Funds Capital World Growth ..	1299-HK	AIA Group Limited	\$597M
American Funds New Perspective Fund	9961-HK	Trip Com Group Ltd	\$539M
American Funds Capital World Growth ..	9961-HK	Trip Com Group Ltd	\$425M
American Funds New Perspective Fund	NTESF-US	NetEase, Inc.	\$395M
American Funds New Perspective Fund	700-HK	Tencent Holdings Ltd.	\$394M
American Funds New Perspective Fund	BGNE-US	BeiGene Ltd Sponsored ..	\$369M
First Eagle Global Fund	9988-HK	Alibaba Group Holding L..	\$309M
Scottish Mortgage Investment Trust Plc	700-HK	Tencent Holdings Ltd.	\$285M
American Funds Capital World Growth ..	600519-C..	Kweichow Moutai Co., Lt..	\$284M
First Eagle Global Fund	J36-SG	Jardine Matheson Holdi..	\$284M
Ninety One Glb. Strat. Fd. - Global Fran..	NTESF-US	NetEase, Inc.	\$268M
SJP Global Quality Fund	1299-HK	AIA Group Limited	\$218M
St. James's Place Unit Trust - Global V..	9988-HK	Alibaba Group Holding L..	\$213M

Largest Changes in Fund Weight, %

Fund Name	New or C..	Change
Virtus NFJ Global Sustainability ..		3.93%
Delaware Global Equity Fund II	New	2.36%
Delaware Global Equity Fund	New	2.35%
Liontrust Investment Funds I - G..	New	2.34%
Redwheel Funds SICAV - Global ..		2.00%
Pioneer Global Sustainable Equi..		1.30%
Baillie Gifford Investment Funds..	New	1.21%
Columbia International Dividend..		-4.11%
BNY Mellon Investment Fds. - Gl..		-4.15%
Invesco Global Inv. Ser. - Global..		-4.31%
Vontobel Fund - Global Equity		-4.65%
Virtus Vontobel Global Opportun..		-4.75%
Alger Global Focus Fund		-5.16%
Foord SICAV - Global Equity Fun..		-5.64%

Ave Wgt Δ	Funds Invested Δ	Fund Flows, \$	Av Wgt vs ACWI Δ	Funds O/W % Δ
-0.73%	-0.59%	(\$326M)	0.28%	-3.82%



Aggregate Stock Holdings Changes

Ticker	Stock Name	Funds Invested % Δ	Average Weight Δ	Fund Flows, \$
2388-HK	BOC Hong Kong (Holdings) Lim..	1.47%	0.00%	\$4M
PDD-US	Pinduoduo, Inc. Sponsored AD..	1.18%	0.02%	\$96M
3933-HK	United Laboratories Internatio..	1.18%	0.00%	\$2M
1211-HK	BYD Company Limited Class H	0.88%	-0.01%	\$50M
857-HK	PetroChina Company Limited ..	0.88%	0.00%	\$14M
300750-CN	Contemporary Amperex Techn..	0.88%	-0.01%	\$123M
6823-HK	HKT Trust and HKT Ltd	0.59%	0.00%	\$2M
11-HK	Hang Seng Bank, Limited	-0.88%	0.00%	\$0M
669-HK	Techtronic Industries Co., Ltd.	-1.18%	-0.01%	\$21M
3690-HK	Meituan Class B	-1.18%	-0.05%	(\$11M)
3-HK	Hong Kong & China Gas Co. Ltd.	-1.18%	0.00%	(\$2M)
2318-HK	Ping An Insurance (Group) Co..	-1.75%	-0.05%	(\$166M)
1299-HK	AIA Group Limited	-2.05%	-0.15%	(\$88M)
9618-HK	JD.com, Inc. Class A	-3.24%	-0.05%	(\$108M)

Largest Fund Flows, \$

Fund Name	New or Cl..	Flow
American Funds New Perspecti..		\$208M
St. James's Place Unit Trust - S..		\$79M
Baillie Gifford Investment Fund..	New	\$78M
Deka - DividendenStrategie		\$51M
Dodge & Cox Global Stock Fund		\$50M
Scottish Mortgage Investment ..		\$32M
JPMorgan Investment Funds - ..		\$24M
BlackRock Global Funds - Syste..		(\$49M)
Long Term Themes USD		(\$49M)
Carmignac Investissement		(\$51M)
T Rowe Price Global Stock Fund		(\$74M)
Handelsbanken Global Tema	Close	(\$96M)
Vontobel Fund - Global Equity		(\$122M)
American Funds Capital World ..		(\$132M)

Largest Fund Level Changes in Stock Weight, %

Fund Name	Stock Name	New ..	Change
Redwheel Funds SICAV - Global Ho..	CK Hutchison Holdings Ltd	New	2.47%
Sanlam Universal Fds. Plc - Global ..	Yum China Holdings, Inc.	New	2.45%
Liontrust Investment Funds I - Glo..	Pinduoduo, Inc. Sponsore..	New	2.34%
Virtus NFJ Global Sustainability Fu..	ENN Energy Holdings Lim..		1.95%
JSS Investmentfonds - Sustainabl..	Tencent Holdings Ltd.	New	1.79%
Ninety One Glb. Strat. Fd. - Global ..	Kweichow Moutai Co., Lt..	New	1.79%
Davis Global Fund	KE Holdings Inc Class A	New	1.72%
JSS Investmentfonds - Sustainabl..	Alibaba Group Holding Lt..	Close	-2.27%
SVS Aubrey Capital Mgmt. Inv. Fu..	Vipshop Holdings Ltd Sp..	Close	-2.44%
American Century Focused Global ..	AIA Group Limited	Close	-2.53%
Sanlam Universal Fds. Plc - Sustai..	AIA Group Limited	Close	-2.80%
Eaton Vance Richard Bernstein Eq..	iShares MSCI China ETF		-2.96%
AIM Fds. Grp. (IFG) - Invesco Globa..	AIA Group Limited	Close	-3.46%
Ariel Global Fund	Baidu Inc Sponsored ADR..		-3.61%

Sector Holding Changes: [Funds Invested Δ] / [Ave Wgt Δ] / Fund Flows, \$

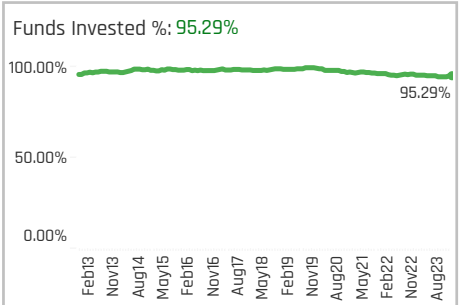
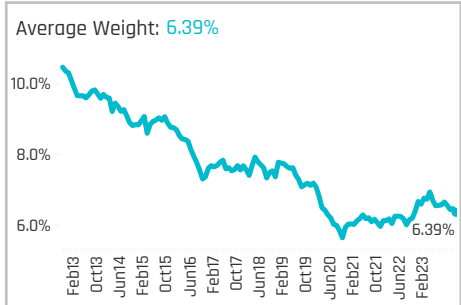
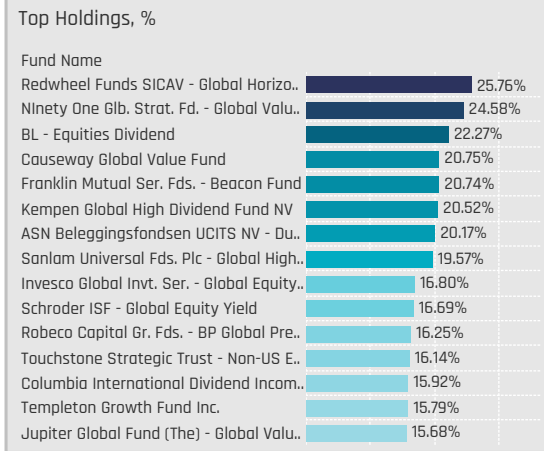
Sector	Weight	Δ	Flows
Communication Services	1.18%	-0.11%	(\$32M)
Health Care	1.18%	-0.02%	\$25M
Energy	0.88%	0.00%	\$20M
Multi	0.59%	0.00%	\$13M
Materials	0.29%	-0.01%	(\$1M)
Real Estate	0.00%	-0.02%	(\$50M)
Consumer Staples	-0.59%	-0.01%	\$4M
Utilities	-1.18%	0.00%	(\$5M)
Financials	-1.18%	-0.24%	(\$471M)
Information Technology	-2.35%	-0.03%	(\$99M)
Industrials	-2.94%	-0.08%	\$135M
Consumer Discretionary	-3.82%	-0.21%	\$134M

Largest Changes in Fund Sector Weight, %

Fund Name	New o..	Sector	Change
Ninety One Glb. Strat. Fd. - Global St..	New	Consumer Staples	2.52%
Redwheel Funds SICAV - Global Hori..	New	Consumer Discretionary	2.47%
Liontrust Investment Funds I - Glob..	New	Consumer Discretionary	2.34%
AIM Fds. Grp. (IFG) - Invesco Global C..	New	Communication Services	2.34%
Virtus NFJ Global Sustainability Fund		Utilities	1.95%
Sanlam Universal Fds. Plc - Global H..		Consumer Discretionary	1.81%
JSS Investmentfonds - Sustainable..	New	Communication Services	1.79%
Eaton Vance Richard Bernstein Equi..		Multi	-2.96%
Langleaf Partners Global Fund		Consumer Discretionary	-3.02%
American Century Focused Global G..		Financials	-3.31%
AIM Fds. Grp. (IFG) - Invesco Global C..	Close	Financials	-3.46%
Ariel Global Fund		Communication Services	-3.61%
Alger Global Focus Fund		Consumer Discretionary	-3.72%
Foord SICAV - Global Equity Fund LU		Consumer Discretionary	-4.17%

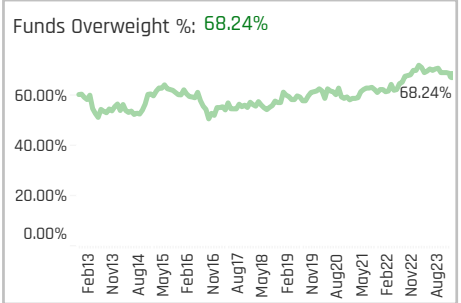
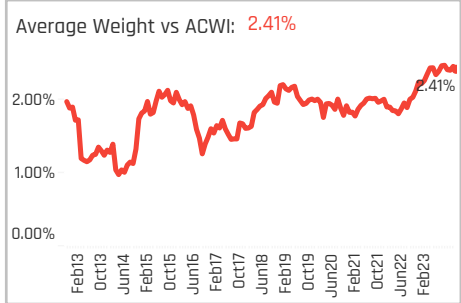
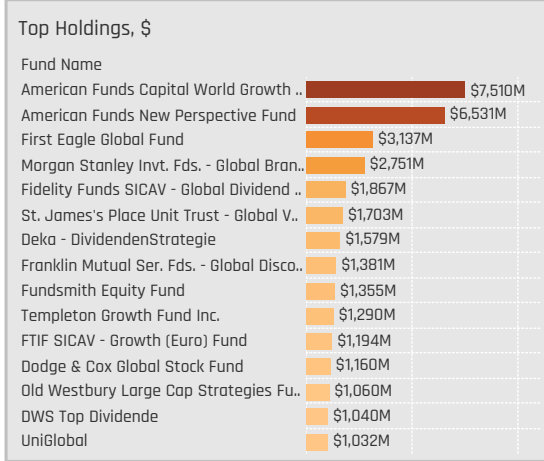
Largest Fund Level Stock Inflows/Outflows, \$

Fund Name	Stock Name	New..	Flow
American Funds Capital World Gro..	Trip Com Group Ltd		\$225M
American Funds New Perspective F..	Trip Com Group Ltd		\$118M
American Funds New Perspective F..	Contemporary Amperex T..	New	\$103M
St. James's Place Unit Trust - Sust..	AIA Group Limited		\$79M
Baillie Gifford Investment Funds IC..	Wuxi Biologics (Cayman) ..	New	\$78M
American Funds Capital World Gro..	Techtronic Industries Co.,...		\$61M
St. James's Place International Eq..	Pinduoduo, Inc. Sponsore..	New	\$51M
American Funds New Perspective F..	Wuxi Biologics (Cayman) ..	Close	(\$55M)
Long Term Themes USD	Li Auto, Inc. Sponsored A..	Close	(\$56M)
Vontobel Fund - Global Equity	Hong Kong Exchanges & ..	Close	(\$57M)
American Funds Capital World Gro..	Postal Savings Bank of C..		(\$81M)
American Funds Capital World Gro..	Ping An Insurance (Group..		(\$94M)
American Funds Capital World Gro..	China Merchants Bank C..		(\$95M)
St. James's Place International Eq..	Alibaba Group Holding Lt..	Close	(\$104M)



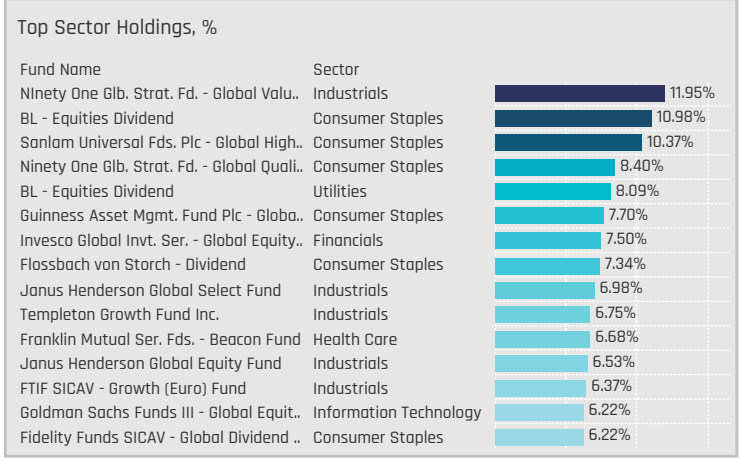
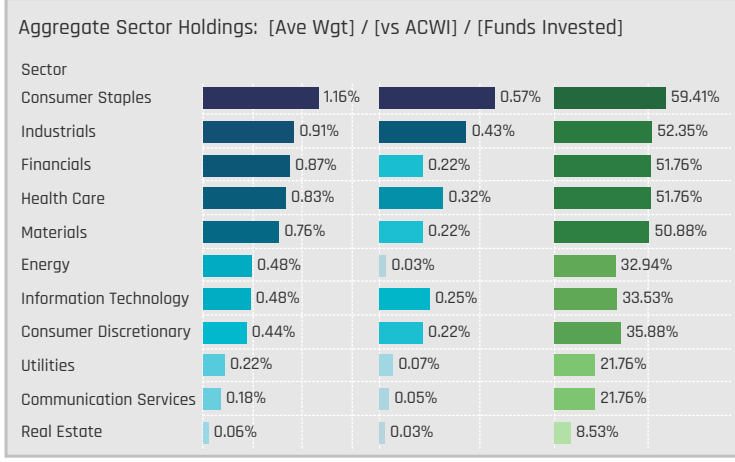
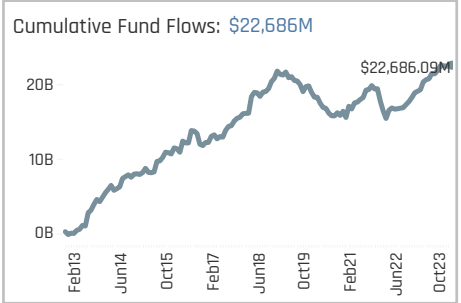
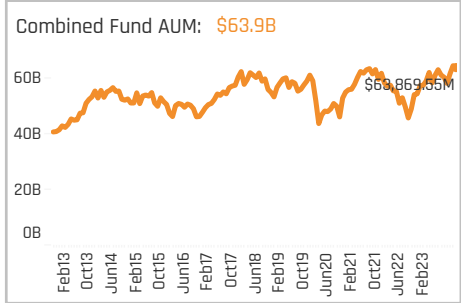
Aggregate Stock Holdings Data, Ranked by Most Widely Held.

Ticker	Stock Name	Funds Invested %	Average Weight	Vs Benchmark	Fund AUM, \$
ULVR-GB	Unilever PLC	32.35%	0.42%	0.24%	\$4,271M
AZN-GB	AstraZeneca PLC	32.06%	0.43%	0.13%	\$6,375M
LIN-US	Linde plc	29.12%	0.45%	0.16%	\$4,295M
SHEL-GB	Shell PLC	26.18%	0.36%	0.06%	\$4,424M
RKT-GB	Reckitt Benckiser Group plc	21.76%	0.30%	0.23%	\$3,314M
REL-GB	RELX PLC	19.12%	0.26%	0.14%	\$3,295M
GSK-GB	GSK plc	18.82%	0.19%	0.07%	\$1,157M
RIO-GB	Rio Tinto plc	15.59%	0.11%	-0.01%	\$1,503M
DGE-GB	Diageo plc	15.59%	0.12%	-0.01%	\$1,269M
LSEG-GB	London Stock Exchange Grou..	13.53%	0.26%	0.19%	\$2,338M
HSBA-GB	HSBC Holdings Plc	13.24%	0.09%	-0.13%	\$749M
FERG-US	Ferguson Plc	12.94%	0.14%	0.07%	\$877M
BA-GB	BAE Systems plc	12.94%	0.15%	0.07%	\$3,117M
BP-GB	BP p.l.c.	12.06%	0.10%	-0.05%	\$1,735M
CPG-GB	Compass Group PLC	11.76%	0.15%	0.07%	\$1,108M



Top Stock Holdings, %

Fund Name	Ticker	Stock Name	Weight
Baron Global Advantage Fund	DAVA-US	Endava Plc Sponsored..	6.07%
BL - Equities Dividend	ULVR-GB	Unilever PLC	5.85%
Invesco Global Invnt. Ser. - Global Equity..	III-GB	3i Group plc	5.61%
Fidelity Funds SICAV - Global Dividend ..	REL-GB	RELX PLC	5.47%
Sanlam Universal Fds. Plc - Global High..	LSEG-GB	London Stock Exchan..	5.45%
Nlenty One Glb. Strat. Fd. - Global Valu..	RR-GB	Rolls-Royce Holdings ..	5.27%
Castle Focus Fund	ULVR-GB	Unilever PLC	5.23%
Virtus Vontobel Global Opportunities F..	REL-GB	RELX PLC	5.21%
BL - Equities Dividend	RKT-GB	Reckitt Benckiser Grou..	5.14%
Morgan Stanley Invnt. Fds. - Global Bran..	RKT-GB	Reckitt Benckiser Grou..	5.12%
Goldman Sachs Funds III - Global Equit..	HLMA-GB	Halma plc	5.08%
Hermes Invnt. Funds Plc - Impact Oppart..	EXPN-GB	Experian PLC	4.95%
Columbia Select Global Equity Fund	LIN-US	Linde plc	4.78%
Threadneedle (Lux) - Global Focus Fund	LIN-US	Linde plc	4.76%
Vontobel Fund - Global Equity	REL-GB	RELX PLC	4.69%



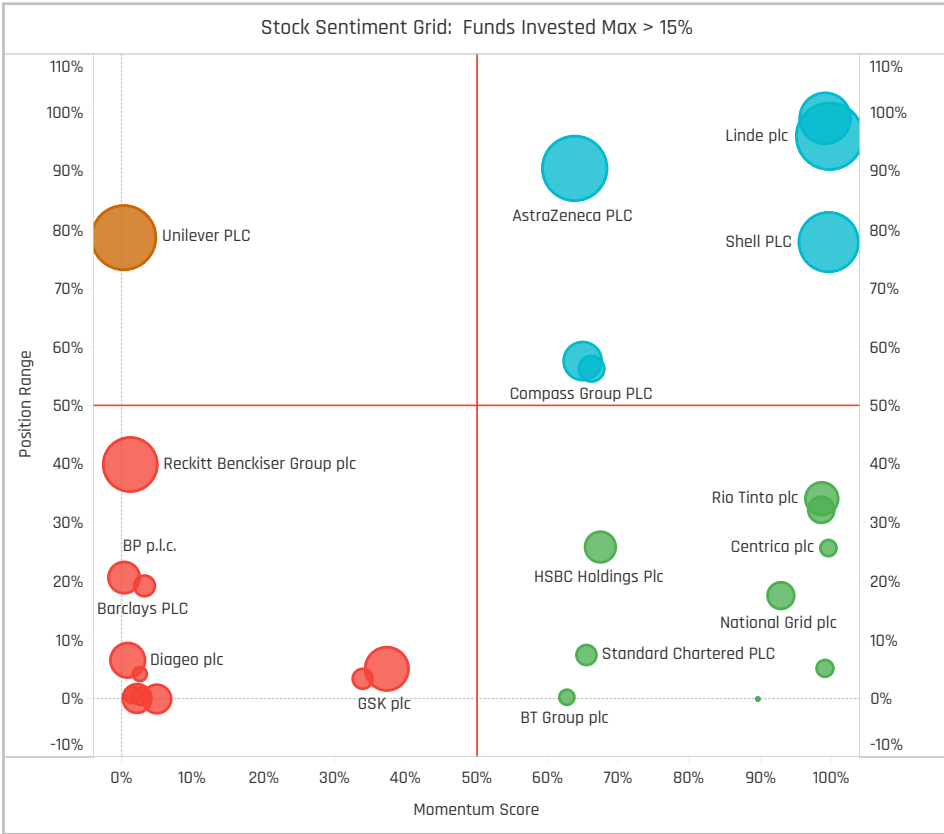
Top Stock Holdings, \$

Fund Name	Ticker	Stock Name	Value
American Funds New Perspective Fund	AZN-GB	AstraZeneca PLC	\$1,776M
Morgan Stanley Invnt. Fds. - Global Bran..	RKT-GB	Reckitt Benckiser Group ..	\$1,200M
American Funds Capital World Growth ..	AZN-GB	AstraZeneca PLC	\$994M
American Funds New Perspective Fund	LSEG-GB	London Stock Exchange ..	\$888M
Morgan Stanley Invnt. Fds. - Global Bran..	REL-GB	RELX PLC	\$875M
American Funds Capital World Growth ..	GLEN-GB	Glencore plc	\$813M
American Funds Capital World Growth ..	BA-GB	BAE Systems plc	\$810M
Fundsmith Equity Fund	ULVR-GB	Unilever PLC	\$709M
American Funds Capital World Growth ..	MRO-GB	Melrose Industries PLC	\$705M
Fidelity Funds SICAV - Global Dividend ..	REL-GB	RELX PLC	\$661M
Fundsmith Equity Fund	DGE-GB	Diageo plc	\$647M
First Eagle Global Fund	ULVR-GB	Unilever PLC	\$632M
DWS Top Dividende	SHEL-GB	Shell PLC	\$594M
American Funds New Perspective Fund	LIN-US	Linde plc	\$576M
First Eagle Global Fund	BATS-GB	British American Tobacc..	\$570M

Largest Changes in Fund Weight, %

Fund Name	New or C..	Change
Redwheel Funds SICAV - Global ..		4.87%
Virtus NFJ Global Sustainability ..		4.06%
Causeway Global Value Fund		2.92%
FP WHEB Asset Mgmt. Fds. - Su..		2.87%
American Century Focused Glob..		2.75%
Artemis Global Select Fund		2.75%
Artisan Global Discovery Fund		2.75%
Robeco Capital Gr. Fds. - Sustai..		-3.58%
Aberdeen Standard SICAV I - Gl..		-3.52%
abrdn Global Sust. and Resp. Inv..		-3.93%
Sarasin Funds ICVC - Thematic ..		-5.34%
Sarasin Funds ICVC - Global Divi..		-5.01%
Delaware Global Equity Fund II		-8.41%
Delaware Global Equity Fund		-8.51%

Ave Wgt Δ	Funds Invested Δ	Fund Flows, \$	Av Wgt vs ACWI Δ	Funds O/W % Δ
-0.20%	0.00%	\$1,156M	0.03%	-2.65%



Aggregate Stock Holdings Changes

Ticker	Stock Name	Funds Invested % Δ	Average Weight Δ	Fund Flows, \$
LIN-US	Linde plc	2.35%	0.01%	\$27M
CNA-GB	Centrica plc	2.35%	0.01%	\$6M
III-GB	3i Group plc	2.06%	0.02%	\$16M
VOD-GB	Vodafone Group Plc	1.75%	0.00%	\$27M
ARM-US	ARM Holdings PLC ADR	1.76%	0.01%	\$12M
FERG-US	Ferguson Plc	1.47%	0.02%	(\$26M)
SXS-GB	Spectris plc	1.47%	0.00%	(\$16M)
ULVR-GB	Unilever PLC	-1.47%	-0.11%	(\$354M)
RKT-GB	Reckitt Benckiser Group plc	-1.47%	-0.02%	\$73M
AHT-GB	Ashtead Group plc	-1.76%	-0.03%	(\$25M)
NWG-GB	NatWest Group Plc	-1.76%	0.00%	(\$17M)
SGE-GB	Sage Group plc	-2.06%	0.00%	(\$55M)
BP-GB	BP p.l.c.	-2.06%	-0.04%	(\$316M)
WPP-GB	WPP Plc	-2.06%	0.00%	(\$18M)

Largest Fund Flows, \$

Fund Name	New or Cl..	Flow
American Funds Capital World ..		\$679M
American Funds New Perspecti..		\$266M
Deka - DividendenStrategie		\$251M
First Eagle Global Fund		\$227M
St. James's Place Unit Trust - S..		\$212M
Robeco Capital Gr. Fds. - BP Glo..		\$114M
American Funds Global Insight ..		\$91M
Morgan Stanley Invst. Fds. - Glo..		(\$56M)
Baillie Gifford UK & Bal. Fds. - G..		(\$59M)
Old Westbury Large Cap Strate..		(\$76M)
T Rowe Price Global Stock Fund		(\$85M)
FTIF SICAV - Growth (Euro) Fund		(\$108M)
Long Term Themes USD		(\$128M)
Fidelity Funds SICAV - Global Di..		(\$144M)

Largest Fund Level Changes in Stock Weight, %

Fund Name	Stock Name	New ..	Change
Franklin Mutual Ser. Fds. - Beacon ..	Shell PLC	New	3.42%
Artisan Global Discovery Fund	Melrose Industries PLC	New	3.36%
Janus Henderson Global Equity Fu..	BAE Systems plc	New	3.20%
Redwheel Funds SICAV - Global Ho..	Anglo American plc	New	3.04%
Redwheel Funds SICAV - Global Ho..	International Distribution..	New	2.99%
Redwheel Funds SICAV - Global Ho..	Shell PLC	New	2.90%
Redwheel Funds SICAV - Global Ho..	ITV PLC	New	2.85%
Franklin Mutual Ser. Fds. - Beacon ..	BP p.l.c.	Close	-3.91%
Delaware Global Equity Fund II	Diageo plc	Close	-4.09%
Delaware Global Equity Fund	Diageo plc	Close	-4.14%
AIM Fds. Grp. (IFG) - Invesco Global..	British American Tobacco..	Close	-4.29%
Delaware Global Equity Fund II	Unilever PLC	Close	-4.44%
Delaware Global Equity Fund	Unilever PLC	Close	-4.48%
AIM Fds. Grp. (IFG) - Invesco Global..	London Stock Exchange ..	Close	-5.09%

Sector Holding Changes: [Funds Invested Δ] / [Ave Wgt Δ] / Fund Flows, \$

Sector	Invested Δ	Ave Wgt Δ	Flows
Consumer Discretionary	2.35%	0.04%	\$234M
Utilities	2.35%	0.01%	\$126M
Materials	0.88%	-0.01%	\$8M
Financials	0.59%	-0.02%	\$363M
Multi	0.00%	0.00%	\$0M
Health Care	0.00%	-0.05%	\$478M
Energy	0.00%	-0.01%	\$61M
Communication Services	-0.29%	0.00%	(\$24M)
Real Estate	-0.29%	0.01%	\$51M
Information Technology	-0.29%	0.05% (\$237M)	
Industrials	-1.18%	0.01%	\$596M
Consumer Staples	-2.94%	-0.22%	(\$501M)

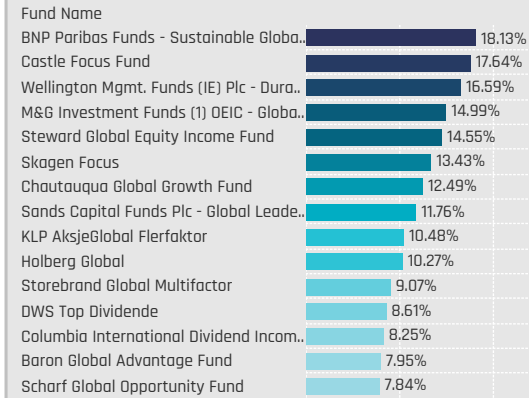
Largest Changes in Fund Sector Weight, %

Fund Name	New o..	Sector	Change
Redwheel Funds SICAV - Global Hori..	New	Financials	5.89%
Artisan Global Discovery Fund	New	Consumer Discretionary	3.36%
Janus Henderson Global Equity Fund		Industrials	3.18%
Causeway Global Value Fund		Energy	2.68%
Artisan Global Equity Fund		Industrials	2.60%
American Century Focused Global G..	New	Industrials	2.52%
JOHCM Umbrella Fund Plc - Global S..	New	Consumer Discretionary	2.49%
Sarasin Funds ICVC - Global Dividen..		Consumer Staples	-2.68%
BlackRock Global Dividend Portfolio	Close	Consumer Staples	-2.86%
Sarasin Funds ICVC - Thematic Glob..		Consumer Staples	-2.89%
Virtus Vontobel Global Opportunitie..		Industrials	-2.96%
AIM Fds. Grp. (IFG) - Invesco Global C..	Close	Consumer Staples	-5.84%
Delaware Global Equity Fund II		Consumer Staples	-5.94%
Delaware Global Equity Fund		Consumer Staples	-6.04%

Largest Fund Level Stock Inflows/Outflows, \$

Fund Name	Stock Name	New..	Flow
American Funds Capital World Gra..	Glencore plc		\$377M
American Funds Capital World Gra..	HSBC Holdings Plc	New	\$267M
American Funds New Perspective F..	AstraZeneca PLC		\$212M
American Funds New Perspective F..	Rolls-Royce Holdings plc	New	\$201M
American Funds Capital World Gra..	Next plc		\$143M
St. James's Place Unit Trust - Sust..	Haleon PLC	New	\$137M
DWS Top Dividende	AstraZeneca PLC		\$135M
FTIF SICAV - Growth (Euro) Fund	Compass Group PLC	Close	(\$105M)
American Funds New Perspective F..	Spirax-Sarco Engineering..		(\$116M)
American Funds New Perspective F..	Halma plc	Close	(\$117M)
Franklin Mutual Ser. Fds. - Beacon ..	BP p.l.c.	Close	(\$123M)
American Funds Capital World Gra..	BP p.l.c.		(\$123M)
American Funds Capital World Gra..	British American Tobacco..		(\$133M)
DWS Top Dividende	Unilever PLC	Close	(\$213M)

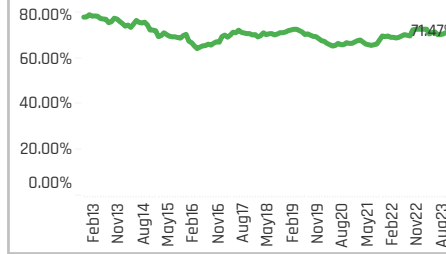
Top Holdings, %



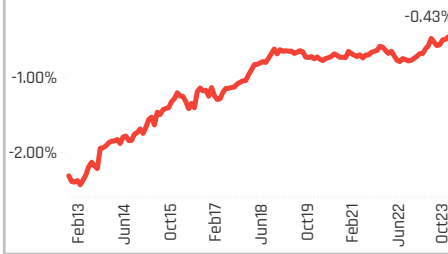
Average Weight: **2.47%**



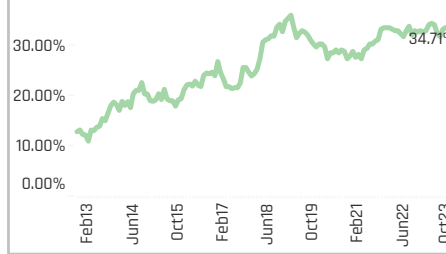
Funds Invested %: **71.47%**



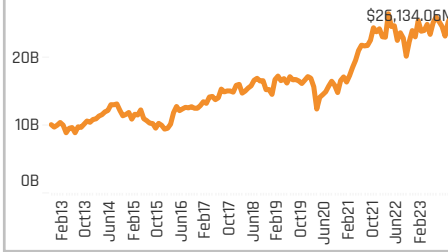
Average Weight vs ACWI: **-0.43%**



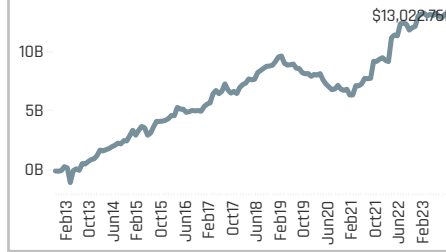
Funds Overweight %: **34.71%**



Combined Fund AUM: **\$26.1B**



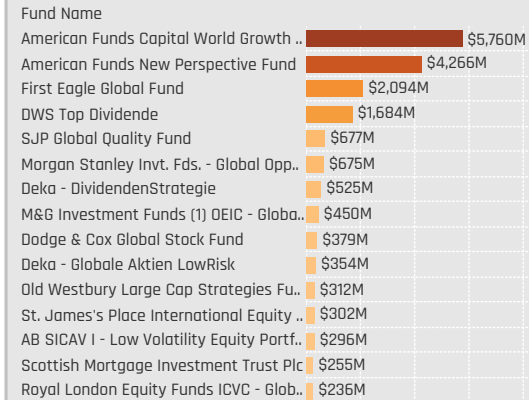
Cumulative Fund Flows: **\$13,023M**



Aggregate Stock Holdings Data, Ranked by Most Widely Held.

Ticker	Stock Name	Funds Invested %	Average Weight	Vs Benchmark	Fund AUM, \$
TD-CA	Toronto-Dominion Bank	12.35%	0.06%	-0.10%	\$552M
SHOP-CA	Shopify, Inc. Class A	12.35%	0.17%	0.03%	\$2,865M
CP-CA	Canadian Pacific Railway Limi..	11.47%	0.16%	0.04%	\$1,423M
CNR-CA	Canadian National Railway C..	10.88%	0.09%	-0.01%	\$571M
CSU-CA	Constellation Software Inc.	10.59%	0.18%	0.08%	\$1,014M
MFC-CA	Manulife Financial Corporation	10.29%	0.07%	0.00%	\$228M
LULU-US	Lululemon Athletica Inc	10.29%	0.08%	0.00%	\$747M
RY-CA	Royal Bank of Canada	9.12%	0.04%	-0.15%	\$243M
L-CA	Loblaw Companies Limited	8.53%	0.04%	0.01%	\$129M
WCN-CA	Waste Connections, Inc.	7.94%	0.06%	0.00%	\$436M
ATD-CA	Alimentation Couche-Tard Inc...	7.94%	0.10%	0.02%	\$346M
SU-CA	Suncor Energy Inc.	7.65%	0.05%	-0.02%	\$565M
MRU-CA	Metro Inc.	7.65%	0.02%	0.00%	\$95M
GIB.A-CA	CGI Inc. Class A	7.06%	0.04%	-0.01%	\$173M
CNQ-CA	Canadian Natural Resources L..	7.06%	0.06%	-0.04%	\$2,017M

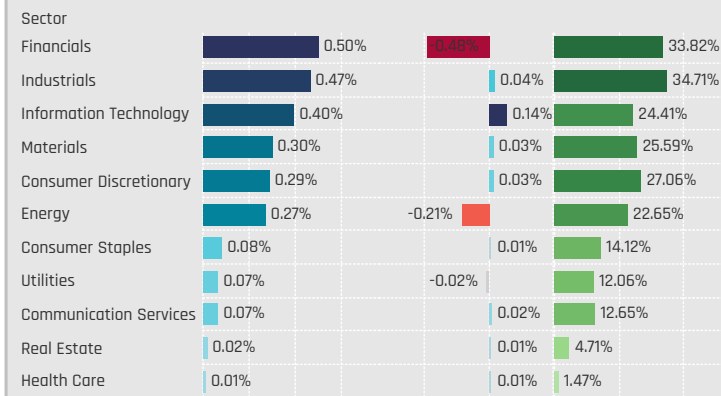
Top Holdings, \$



Top Stock Holdings, %

Fund Name	Ticker	Stock Name	Weight (%)
Baron Global Advantage Fund	SHOP-CA	Shopify, Inc. Class A	7.95%
Castle Focus Fund	AEM-CA	Agnico Eagle Mines Li..	7.02%
Flossbach von Storch - Global Quality	CSU-CA	Constellation Softwar..	6.69%
Baillie Gifford Investment Funds ICVC - ..	SHOP-CA	Shopify, Inc. Class A	6.42%
Scharf Global Opportunity Fund	BN-CA	Brookfield Corporation	6.06%
Holberg Global	ATD-CA	Alimentation Couche..	5.97%
Wellington Mgmt. Funds (IE) Plc - Dura..	IFC-CA	Intact Financial Corpo..	5.87%
Sands Capital Funds Plc - Global Leade..	CSU-CA	Constellation Softwar..	5.76%
Waverton Inv. Fds. Plc - Global Equity ..	CP-CA	Canadian Pacific Rail..	5.13%
Morgan Stanley Inv. Fds. - Global Opp..	SHOP-CA	Shopify, Inc. Class A	5.03%
Wellington Mgmt. Funds (IE) Plc - Dura..	CSU-CA	Constellation Softwar..	5.01%
Ranmore Global Equity Fund Plc	CLS-CA	Celestica Inc.	4.89%
Castle Focus Fund	ENB-CA	Enbridge Inc.	4.86%
Skagen Global	CP-CA	Canadian Pacific Rail..	4.78%
Longleaf Partners Global Fund	FFH-CA	Fairfax Financial Holdi..	4.74%

Aggregate Sector Holdings: [Ave Wgt] / [vs ACWI] / [Funds Invested]



Top Sector Holdings, %

Fund Name	Sector	Weight (%)
BNP Paribas Funds - Sustainable Globa..	Financials	14.19%
Skagen Focus	Materials	13.43%
Castle Focus Fund	Materials	9.24%
Sands Capital Funds Plc - Global Leade..	Information Technology	8.49%
Baron Global Advantage Fund	Information Technology	7.95%
Flossbach von Storch - Global Quality	Information Technology	6.84%
Baillie Gifford Investment Funds ICVC - ..	Information Technology	6.42%
LO Funds - Golden Age	Financials	6.17%
MainFirst SICAV - Global Equities Fund	Materials	6.12%
Scharf Global Opportunity Fund	Financials	6.06%
Steward Global Equity Income Fund	Financials	5.97%
Holberg Global	Consumer Discretionary	5.97%
Wellington Mgmt. Funds (IE) Plc - Dura..	Financials	5.87%
Janus Henderson Global Select Fund	Energy	5.45%
M&G Investment Funds (1) OEIC - Globa..	Financials	5.23%

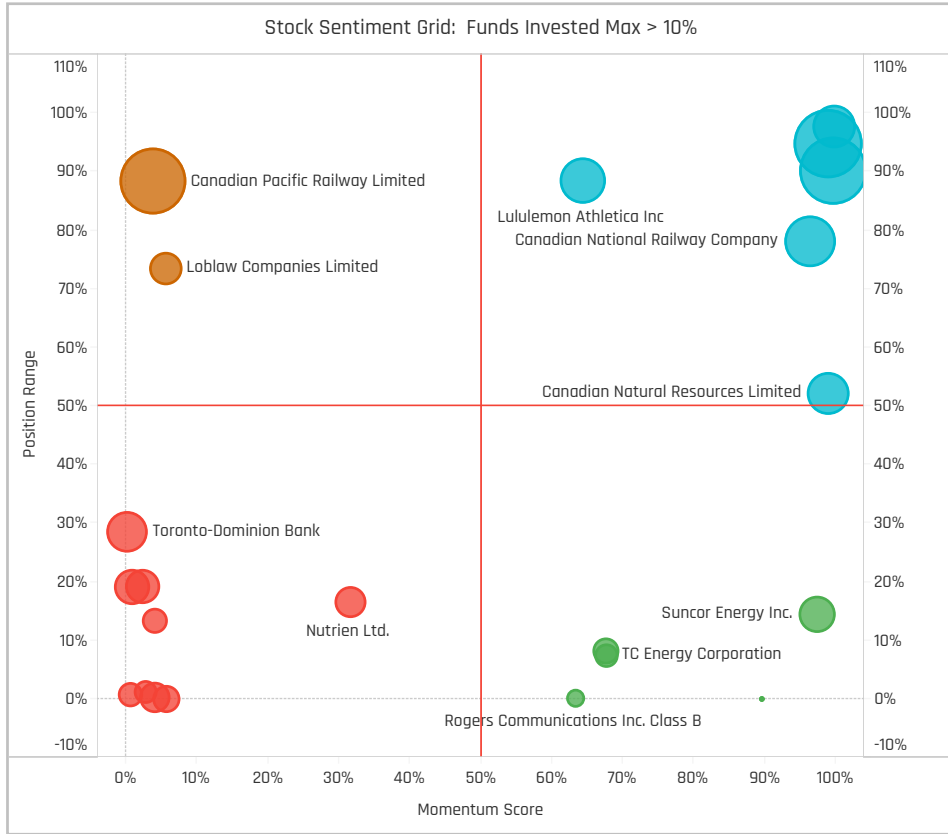
Top Stock Holdings, \$

Fund Name	Ticker	Stock Name	Value (\$)
American Funds Capital World Growth ..	CNQ-CA	Canadian Natural Resou..	\$1,595M
American Funds New Perspective Fund	CVE-CA	Cenovus Energy Inc.	\$687M
Morgan Stanley Inv. Fds. - Global Opp..	SHOP-CA	Shopify, Inc. Class A	\$675M
American Funds New Perspective Fund	SHOP-CA	Shopify, Inc. Class A	\$665M
American Funds New Perspective Fund	CP-CA	Canadian Pacific Railw..	\$646M
First Eagle Global Fund	IMO-CA	Imperial Oil Limited	\$629M
American Funds Capital World Growth ..	TRP-CA	TC Energy Corporation	\$579M
American Funds Capital World Growth ..	QSR-CA	Restaurant Brands Inter..	\$556M
American Funds Capital World Growth ..	CCO-CA	Cameco Corporation	\$546M
American Funds Capital World Growth ..	CVE-CA	Cenovus Energy Inc.	\$455M
DWS Top Dividende	AEM-CA	Agnico Eagle Mines Limi..	\$443M
American Funds New Perspective Fund	QSR-CA	Restaurant Brands Inter..	\$423M
American Funds New Perspective Fund	LULU-US	Lululemon Athletica Inc	\$410M
First Eagle Global Fund	WPM-CA	Wheaton Precious Metal..	\$372M
First Eagle Global Fund	POW-CA	Power Corporation of Ca..	\$360M

Largest Changes in Fund Weight, %

Fund Name	New or C..	Change
Janus Henderson Global Equity ..	New	5.66%
Delaware Global Equity Fund II	New	3.92%
Delaware Global Equity Fund	New	3.90%
Castle Focus Fund		3.85%
Redwheel Funds SICAV - Global ..	New	2.60%
AIM Fds. Grp. (IFG) - Invesco Glo..		2.34%
Virtus Vontobel Global Opportun..		2.27%
SVS Aubrey Capital Mgmt. Invt. ..		-1.89%
DWS Top Dividende		-2.10%
First Eagle Amundi - Internation..		-2.11%
Scharf Global Opportunity Fund		-2.27%
Delaware Ivy Global Growth Fund		-3.07%
Natixis AM Funds - Seeyond Glo..		-3.13%
BNP Paribas Funds - Sustainabl..		-5.50%

Ave Wgt Δ	Funds Invested Δ	Fund Flows, \$	Av Wgt vs ACWI Δ	Funds O/W % Δ
0.03%	1.18%	\$7M	0.14%	2.94%



Aggregate Stock Holdings Changes

Ticker	Stock Name	Funds Invested % Δ	Average Weight Δ	Fund Flows, \$
MFC-CA	Manulife Financial Corporation	2.35%	0.02%	\$32M
ATD-CA	Alimentation Couche-Tard Inc. ..	1.76%	0.03%	\$24M
BTO-CA	B2Gold Corp.	1.47%	0.00%	\$2M
AEM-CA	Agnico Eagle Mines Limited	1.18%	0.00%	\$9M
TOU-CA	Tourmaline Oil Corp.	1.18%	0.00%	\$32M
TECK.B-CA	Teck Resources Limited Class B	1.18%	0.01%	\$61M
SHOP-CA	Shopify, Inc. Class A	1.18%	0.03%	\$216M
IGM-CA	IGM Financial Inc.	-0.88%	0.00%	(\$2M)
GIL-CA	Gildan Activewear Inc.	-0.88%	-0.01%	(\$7M)
RY-CA	Royal Bank of Canada	-1.18%	-0.01%	(\$48M)
BMO-CA	Bank of Montreal	-1.47%	0.00%	(\$8M)
OTEX-CA	Open Text Corporation	-1.76%	-0.01%	(\$14M)
NA-CA	National Bank of Canada	-1.76%	-0.01%	(\$32M)
TD-CA	Toronto-Dominion Bank	-2.94%	-0.04%	(\$468M)

Largest Fund Flows, \$

Fund Name	New or Cl..	Flow
American Funds Capital World ..		\$295M
American Funds New Perspecti..		\$261M
Carmignac Investissement		\$61M
Janus Henderson Global Equity..	New	\$49M
Vontobel Fund - Global Equity		\$48M
Robeco Capital Gr. Fds. - BP Glo..	New	\$42M
Handelsbanken Global Tema		\$36M
St. James's Place Unit Trust - G..	Close	(\$33M)
Baillie Gifford Investment Fund..		(\$38M)
BlackRock Global Funds - Syste..		(\$47M)
BNP Paribas Funds - Sustainabl..		(\$51M)
AB SICAV I - Low Volatility Equi..		(\$51M)
First Eagle Amundi - Internatio..		(\$107M)
DWS Top Dividende		(\$295M)

Largest Fund Level Changes in Stock Weight, %

Fund Name	Stock Name	New ..	Change
Castle Focus Fund	Brookfield Corporation	New	3.53%
Delaware Global Equity Fund II	Alimentation Couche-Tar..	New	2.64%
Delaware Global Equity Fund	Alimentation Couche-Tar..	New	2.63%
JOHCM Umbrella Fund Plc - Global ..	Intact Financial Corporati..	New	2.63%
Redwheel Funds SICAV - Global Ho..	Barrick Gold Corporation	New	2.60%
AIM Fds. Grp. (IFG) - Invesco Global..	Constellation Software I..	New	2.59%
Janus Henderson Global Equity Fu..	Canadian Natural Resour..	New	2.56%
Thornburg Global Opportunities Fu..	First Quantum Minerals L..	Close	-1.85%
BNP Paribas Funds - Sustainable ..	Canadian Imperial Bank ..	Close	-1.95%
Castle Focus Fund	Barrick Gold Corporation	Close	-2.14%
Fidelity Invt. Funds - Global Focus ..	Canadian Pacific Railway..	Close	-2.15%
SVS Aubrey Capital Mgmt. Invt. Fu..	ATS Corporation	Close	-2.50%
Scharf Global Opportunity Fund	Barrick Gold Corporation	Close	-2.92%
AIM Fds. Grp. (IFG) - Invesco Global..	Topicus.com, Inc.	Close	-3.31%

Sector Holding Changes: [Funds Invested Δ] / [Ave Wgt Δ] / Fund Flows, \$

Sector	Change	Flow
Energy	1.18%	\$67M
Utilities	1.18%	(\$4M)
Consumer Staples	0.88%	(\$5M)
Real Estate	0.59%	\$30M
Industrials	0.59%	\$46M
Health Care	0.29%	(\$3M)
Consumer Discretionary	0.29%	\$14M
Multi	0.00%	
Communication Services	0.00%	(\$29M)
Financials	-0.59%	(\$403M)
Materials	-1.47%	\$15M
Information Technology	-3.76%	\$278M

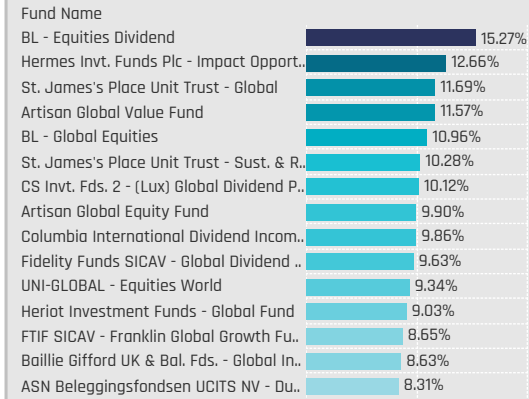
Largest Changes in Fund Sector Weight, %

Fund Name	New o..	Sector	Change
Janus Henderson Global Equity Fund	New	Energy	4.52%
Castle Focus Fund	New	Financials	3.53%
Delaware Global Equity Fund II	New	Consumer Discretionary	2.64%
Delaware Global Equity Fund	New	Consumer Discretionary	2.63%
JOHCM Umbrella Fund Plc - Global O..	New	Financials	2.63%
Redwheel Funds SICAV - Global Hori..	New	Materials	2.60%
Artisan Global Equity Fund		Industrials	2.16%
Danske Invest Global Sustainable F..	Close	Financials	-1.60%
Natixis AM Funds - Seeyond Global ..		Financials	-1.72%
Thornburg Global Opportunities Fund	Close	Materials	-1.85%
SVS Aubrey Capital Mgmt. Invt. Fun..	Close	Industrials	-2.50%
BNP Paribas Funds - Sustainable Gl..		Industrials	-2.55%
BNP Paribas Funds - Sustainable Gl..		Financials	-2.68%
Scharf Global Opportunity Fund	Close	Materials	-2.92%

Largest Fund Level Stock Inflows/Outflows, \$

Fund Name	Stock Name	New..	Flow
American Funds Capital World Gra..	TC Energy Corporation		\$373M
American Funds New Perspective F..	Shopify, Inc. Class A		\$226M
American Funds New Perspective F..	Brookfield Corporation	New	\$147M
American Funds Capital World Gra..	Constellation Software I..	New	\$120M
American Funds Capital World Gra..	First Quantum Minerals L..		\$113M
American Funds New Perspective F..	TC Energy Corporation		\$61M
Carmignac Investissement	Canadian Pacific Railway..	New	\$61M
St. James's Place International Eq..	Enbridge Inc.	Close	(\$57M)
American Funds New Perspective F..	Canadian Pacific Railway..		(\$64M)
First Eagle Amundi - International ..	Imperial Oil Limited	Close	(\$86M)
American Funds New Perspective F..	Canadian Natural Resour..		(\$87M)
American Funds Capital World Gra..	Canadian Pacific Railway..	Close	(\$137M)
American Funds Capital World Gra..	Toronto-Dominion Bank	Close	(\$267M)
DWS Top Dividende	TC Energy Corporation		(\$285M)

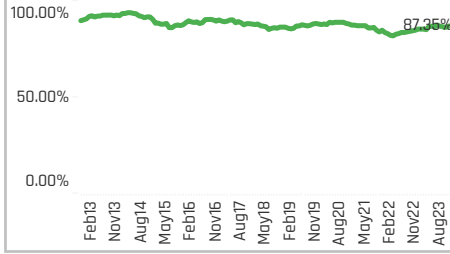
Top Holdings, %



Average Weight: 2.95%



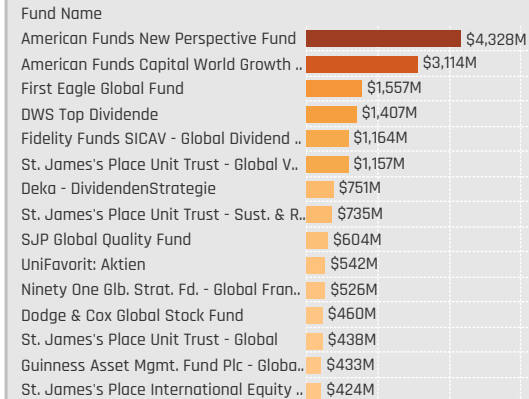
Funds Invested %: 87.35%



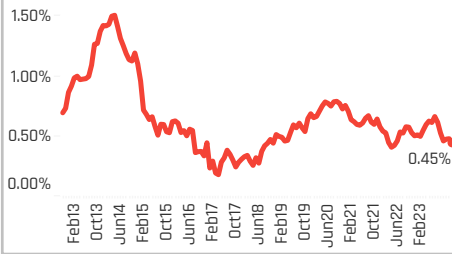
Aggregate Stock Holdings Data, Ranked by Most Widely Held.

Ticker	Stock Name	Funds Invested %	Average Weight	Vs Benchmark	Fund AUM, \$
NESN-CH	Nestle S.A.	35.29%	0.47%	0.02%	\$5,913M
ROG-CH	Roche Holding Ltd Dividend Ri..	33.53%	0.40%	0.11%	\$3,630M
NOVN-CH	Novartis AG	27.06%	0.35%	0.03%	\$3,213M
CFR-CH	Compagnie Financiere Richem..	14.12%	0.13%	0.01%	\$2,747M
TEL-US	TE Connectivity Ltd.	12.94%	0.12%	0.04%	\$1,949M
ZURN-CH	Zurich Insurance Group Ltd	12.65%	0.12%	0.00%	\$1,983M
UBSG-CH	UBS Group AG	11.76%	0.15%	0.01%	\$1,765M
SIKA-CH	Sika AG	11.18%	0.10%	0.03%	\$1,378M
ALC-CH	Alcon, Inc.	10.88%	0.12%	0.07%	\$824M
LONN-CH	Lonza Group AG	10.29%	0.12%	0.06%	\$1,057M
SCMN-CH	Swisscom AG	10.00%	0.05%	0.03%	\$199M
STMPA-FR	STMicroelectronics NV	9.41%	0.05%	0.00%	\$501M
PGHN-CH	Partners Group Holding AG	8.53%	0.09%	0.06%	\$525M
ABBN-CH	ABB Ltd.	8.53%	0.08%	-0.02%	\$1,093M
KNIN-CH	Kuehne & Nagel International..	7.65%	0.03%	0.01%	\$161M

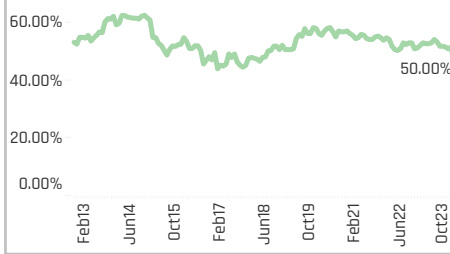
Top Holdings, \$



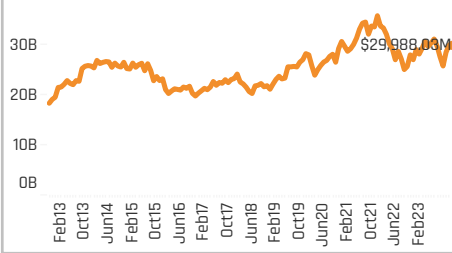
Average Weight vs ACWI: 0.45%



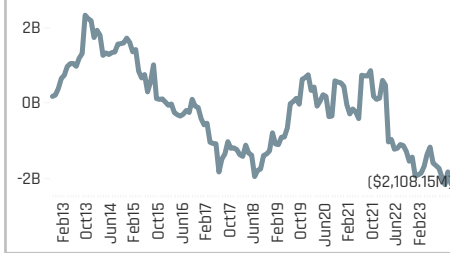
Funds Overweight %: 50.00%



Combined Fund AUM: \$30.0B



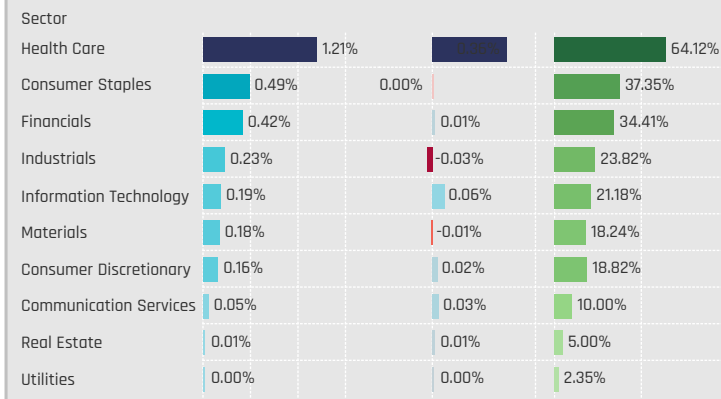
Cumulative Fund Flows: (\$2,108M)



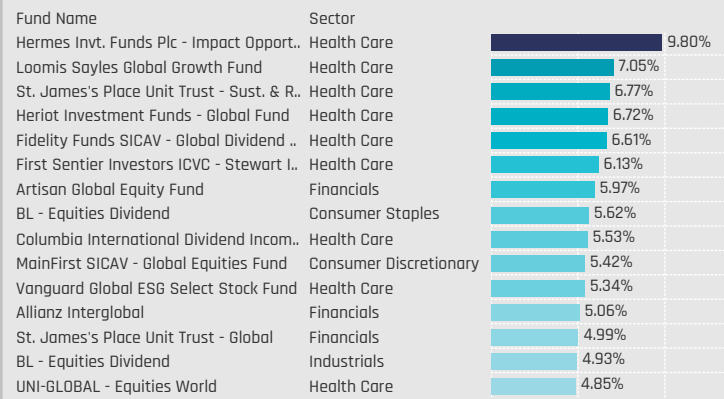
Top Stock Holdings, %

Fund Name	Ticker	Stock Name	Weight
Artisan Global Equity Fund	UBSG-CH	UBS Group AG	5.97%
BL - Equities Dividend	NESN-CH	Nestle S.A.	5.62%
Allianz Interglobal	PGHN-CH	Partners Group Holdin..	5.06%
St. James's Place Unit Trust - Global	UBSG-CH	UBS Group AG	4.99%
BL - Equities Dividend	SGSN-CH	SGS SA	4.93%
Artisan Global Value Fund	UBSG-CH	UBS Group AG	4.74%
BL - Equities Dividend	GIVN-CH	Givaudan SA	4.72%
St. James's Place Unit Trust - Global	NOVN-CH	Novartis AG	4.47%
Artisan Global Value Fund	NOVN-CH	Novartis AG	4.46%
Ninety One Glb. Strat. Fd. - Global Quali..	NESN-CH	Nestle S.A.	4.29%
Ranmore Global Equity Fund Plc	UBSG-CH	UBS Group AG	4.25%
First Sentier Investors ICVC - Stewart I..	RO-CH	Roche Holding Ltd	4.13%
MainFirst SICAV - Global Equities Fund	CFR-CH	Compagnie Financiere..	4.12%
Vontobel Fund - Global Equity	NESN-CH	Nestle S.A.	4.09%
Virtus Vontobel Global Opportunities F..	NESN-CH	Nestle S.A.	4.08%

Aggregate Sector Holdings: [Ave Wgt] / [vs ACWI] / [Funds Invested]



Top Sector Holdings, %



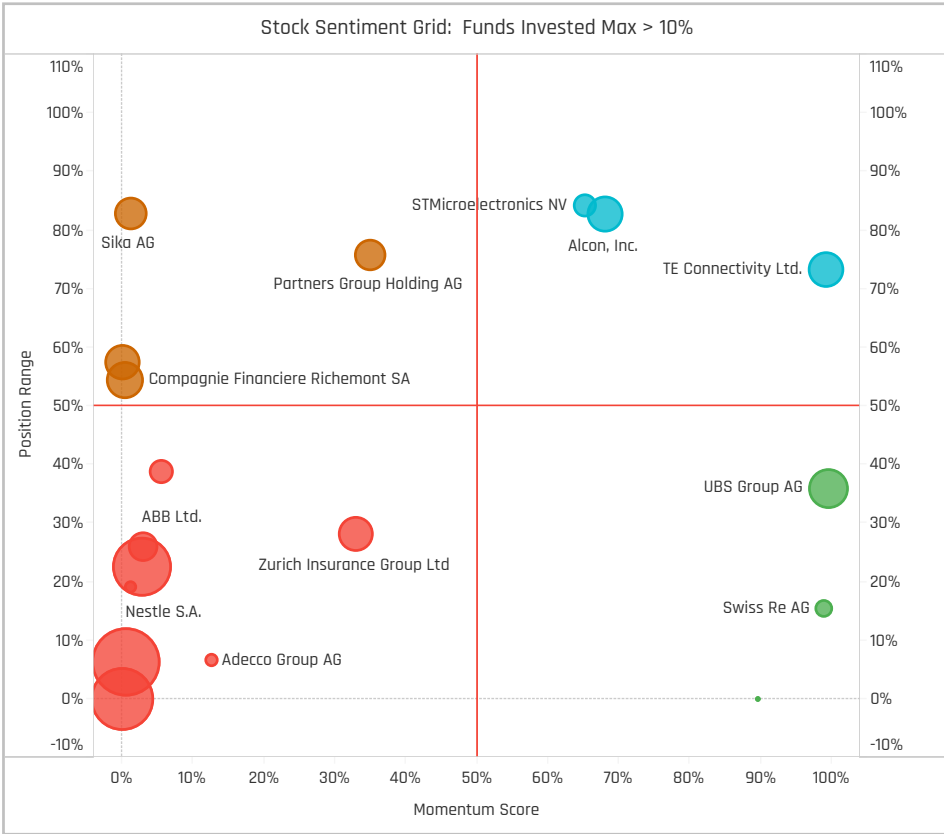
Top Stock Holdings, \$

Fund Name	Ticker	Stock Name	Value
American Funds New Perspective Fund	NESN-CH	Nestle S.A.	\$1,184M
American Funds Capital World Growth ..	ZURN-CH	Zurich Insurance Group L..	\$1,015M
American Funds Capital World Growth ..	NESN-CH	Nestle S.A.	\$831M
American Funds New Perspective Fund	SIKA-CH	Sika AG	\$779M
First Eagle Global Fund	CFR-CH	Compagnie Financiere Ri..	\$698M
American Funds New Perspective Fund	TEL-US	TE Connectivity Ltd.	\$654M
DWS Top Dividende	NESN-CH	Nestle S.A.	\$518M
American Funds New Perspective Fund	ABBN-CH	ABB Ltd.	\$484M
First Eagle Global Fund	SCHP-CH	Schindler Holding AG Pref	\$453M
St. James's Place Unit Trust - Global V..	UBSG-CH	UBS Group AG	\$437M
American Funds Capital World Growth ..	NOVN-CH	Novartis AG	\$407M
Fidelity Funds SICAV - Global Dividend ..	ROG-CH	Roche Holding Ltd Divide..	\$402M
Fidelity Funds SICAV - Global Dividend ..	NOVN-CH	Novartis AG	\$398M
American Funds Capital World Growth ..	CFR-CH	Compagnie Financiere Ri..	\$392M
Fidelity Funds SICAV - Global Dividend ..	ZURN-CH	Zurich Insurance Group L..	\$365M

Largest Changes in Fund Weight, %

Fund Name	New or C..	Change
Longleaf Partners Global Fund	New	2.95%
Carmignac Investissement		2.66%
BNP Paribas Funds - Sustainabl..		2.62%
American Century Focused Glob..	New	2.43%
Virtus NFJ Global Sustainability ..	New	2.09%
Fidelity Funds SICAV - Global De..		2.07%
Quoniam Fds. Selection SICAV - ..		2.02%
RBC Global Opportunities Fund	Close	-3.53%
FP WHEB Asset Mgmt. Fds. - Su..		-3.59%
Ariel Global Fund		-4.06%
Seligson & Co. Global Top 25 Br..		-6.11%
Delaware Global Equity Fund II		-7.60%
Delaware Global Equity Fund		-7.63%
AIM Fds. Grp. (IFG) - Invesco Glo..		-9.82%

Ave Wgt Δ	Funds Invested Δ	Fund Flows, \$	Av Wgt vs ACWI Δ	Funds O/W % Δ
-0.35%	-0.29%	(\$477M)	-0.22%	-3.53%



Aggregate Stock Holdings Changes

Ticker	Stock Name	Funds Invested % Δ	Average Weight Δ	Fund Flows, \$
SDZ-CH	Sandoz Group Ltd	3.82%	0.00%	\$47M
TEL-US	TE Connectivity Ltd.	2.35%	0.00%	\$26M
LISP-CH	Chocoladefabriken Lindt & Spr..	1.47%	0.00%	\$83M
ALC-CH	Alcon, Inc.	1.47%	0.00%	\$40M
UBSG-CH	UBS Group AG	1.18%	0.04%	(\$61M)
SREN-CH	Swiss Re AG	0.88%	0.01%	\$19M
PSPN-CH	PSP Swiss Property AG	0.59%	0.00%	(\$2M)
UHR-CH	Swatch Group Ltd. Bearer	-0.88%	-0.01%	(\$4M)
NESN-CH	Nestle S.A.	-1.18%	-0.09%	(\$162M)
GEBN-CH	Geberit AG	-1.18%	0.00%	(\$7M)
CFRAD-CH	CIE FINANCIERE RICHEMONT SA..	-1.18%	0.00%	(\$1M)
CFR-CH	Compagnie Financiere Richem..	-1.76%	-0.02%	\$238M
ROG-CH	Roche Holding Ltd Dividend Ri..	-4.12%	-0.13%	(\$239M)
LDNN-CH	Lonza Group AG	-5.00%	-0.06%	(\$85M)

Largest Fund Flows, \$

Fund Name	New or Cl..	Flow
St. James's Place Unit Trust - S..		\$148M
American Funds Capital World ..		\$124M
Franklin Mutual Ser. Fds. - Glob..		\$110M
Carmignac Investissement		\$94M
Swedbank Robur Globalfond		\$74M
DNB Global		\$52M
Guinness Asset Mgmt. Fund Plc..		\$43M
St. James's Place Unit Trust - G..		(\$51M)
Threadneedle (Lux) - Global Foc..		(\$60M)
RBC Funds (Lux) - Global Equity..	Close	(\$61M)
Fidelity Funds SICAV - Global Di..		(\$80M)
Swedbank Robur Kapitalinvest		(\$89M)
Swedbank Robur Allemansfond..		(\$91M)
Dodge & Cox Global Stock Fund		(\$231M)

Largest Fund Level Changes in Stock Weight, %

Fund Name	Stock Name	New ..	Change
BlackRock Global Dividend Portfolio	Nestle S.A.	New	2.95%
Longleaf Partners Global Fund	Compagnie Financiere Ri..	New	2.95%
Carmignac Investissement	UBS Group AG	New	2.67%
American Century Focused Global ..	Alcon, Inc.	New	2.43%
Artisan Global Equity Fund	Temenos AG	New	2.31%
Virtus NFJ Global Sustainability Fu..	Tecan Group AG	New	2.09%
DWS Concept DJE Globale Aktien	Novartis AG	New	2.08%
RBC Funds (Lux) - Global Equity Fa..	Roche Holding Ltd Divide..	Close	-2.92%
Delaware Global Equity Fund II	Nestle S.A.		-2.93%
Delaware Global Equity Fund	Nestle S.A.		-2.94%
RBC Global Opportunities Fund	Roche Holding Ltd Divide..	Close	-3.53%
Seligson & Co. Global Top 25 Bran..	Compagnie Financiere Ri..	Close	-3.59%
Ariel Global Fund	Roche Holding Ltd Divide..		-3.62%
AIM Fds. Grp. (IFG) - Invesco Global..	Temenos AG	Close	-5.00%

Sector Holding Changes: [Funds Invested Δ] / [Ave Wgt Δ] / Fund Flows, \$

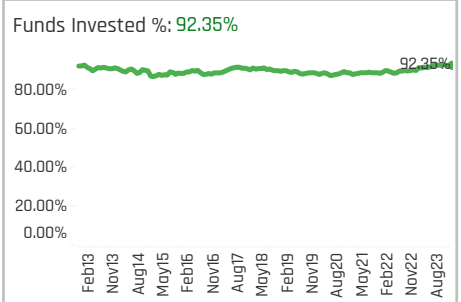
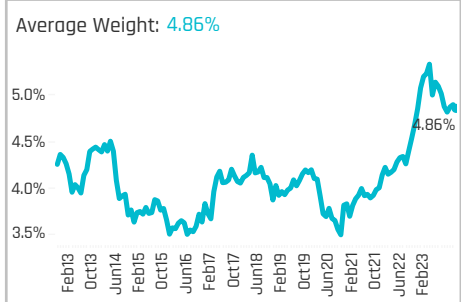
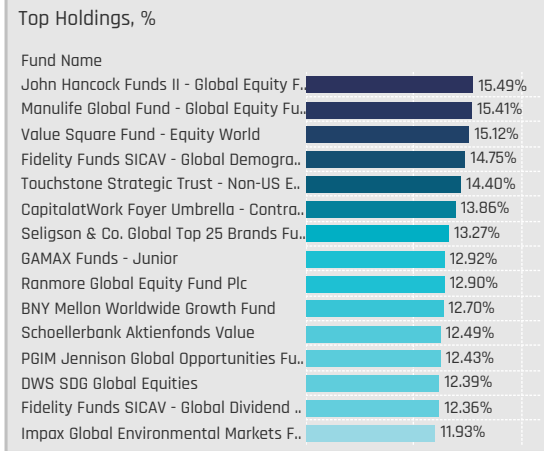
Sector	Change	Flow
Information Technology	1.47%	(\$254M)
Utilities	0.59%	\$0M
Real Estate	0.59%	(\$2M)
Financials	0.59%	(\$181M)
Multi	0.00%	0.00%
Energy	0.00%	0.00%
Consumer Staples	-0.29%	(\$81M)
Communication Services	-0.29%	(\$12M)
Materials	-1.18%	\$202M
Consumer Discretionary	-2.35%	\$236M
Industrials	-2.94%	(\$46M)
Health Care	-4.7%	(\$337M)

Largest Changes in Fund Sector Weight, %

Fund Name	New o..	Sector	Change
BlackRock Global Dividend Portfolio	New	Consumer Staples	2.95%
Longleaf Partners Global Fund	New	Consumer Discretionary	2.95%
Carmignac Investissement	New	Financials	2.67%
American Century Focused Global G..	New	Health Care	2.43%
Artisan Global Equity Fund	New	Information Technology	2.31%
Virtus NFJ Global Sustainability Fund	New	Health Care	2.09%
DWS Concept DJE Globale Aktien	New	Health Care	2.08%
RBC Funds (Lux) - Global Equity Foc..	Close	Health Care	-2.92%
Delaware Global Equity Fund II		Consumer Staples	-2.93%
Delaware Global Equity Fund		Consumer Staples	-2.94%
RBC Global Opportunities Fund	Close	Health Care	-3.53%
Seligson & Co. Global Top 25 Brands..	Close	Consumer Discretionary	-3.59%
Ariel Global Fund		Health Care	-4.10%
AIM Fds. Grp. (IFG) - Invesco Global C..	Close	Information Technology	-5.00%

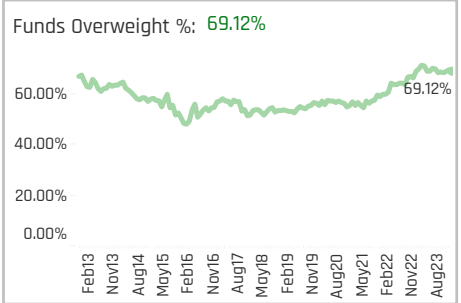
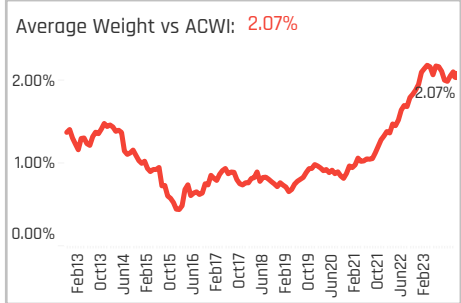
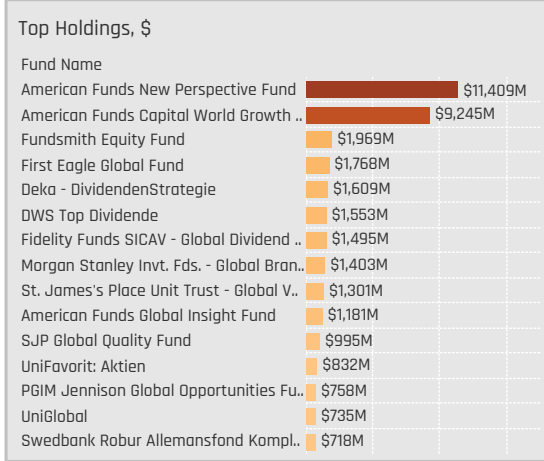
Largest Fund Level Stock Inflows/Outflows, \$

Fund Name	Stock Name	New..	Flow
American Funds New Perspective F..	Sika AG		\$220M
Franklin Mutual Ser. Fds. - Global Di..	Compagnie Financiere Ri..	New	\$140M
St. James's Place Unit Trust - Sust..	DSM-Firmenich AG	New	\$99M
American Funds Capital World Gra..	Nestle S.A.		\$91M
Carmignac Investissement	UBS Group AG	New	\$90M
Deka - DividendenStrategie	Compagnie Financiere Ri..		\$81M
American Funds New Perspective F..	Chocoladefabriken Lindt ..	New	\$80M
Deka - DividendenStrategie	UBS Group AG	Close	(\$61M)
Deka - DividendenStrategie	STMicroelectronics NV	Close	(\$84M)
Swedbank Robur Allemansfond Ko..	ABB Ltd.	Close	(\$104M)
DWS Top Dividende	Novartis AG		(\$131M)
American Funds New Perspective F..	STMicroelectronics NV		(\$154M)
Dodge & Cox Global Stock Fund	UBS Group AG		(\$166M)
American Funds New Perspective F..	Nestle S.A.		(\$280M)



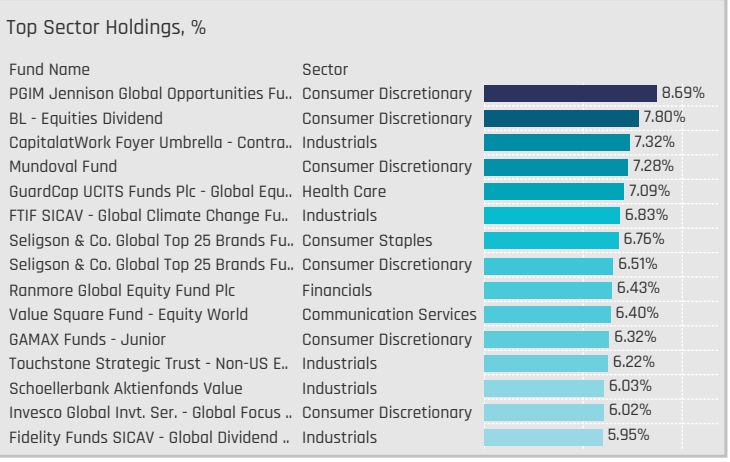
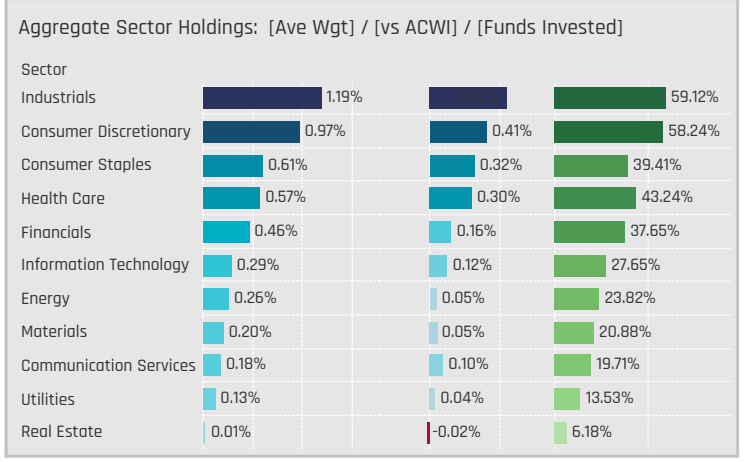
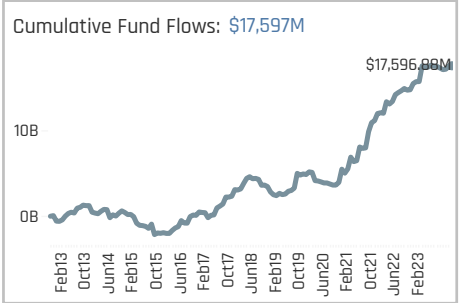
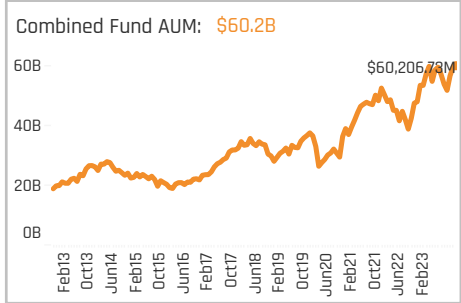
Aggregate Stock Holdings Data, Ranked by Most Widely Held.

Ticker	Stock Name	Funds Invested %	Average Weight	Vs Benchmark	Fund AUM, \$
MC-FR	LVMH Moet Hennessy Louis V..	35.59%	0.54%	0.20%	\$7,777M
SAN-FR	Sanofi	28.24%	0.29%	0.12%	\$3,724M
SU-FR	Schneider Electric SE	26.76%	0.43%	0.27%	\$4,059M
OR-FR	L'oreal S.A.	26.18%	0.38%	0.21%	\$2,851M
TTE-FR	TotalEnergies SE	23.82%	0.26%	0.05%	\$3,423M
BNP-FR	BNP Paribas S.A. Class A	18.82%	0.18%	0.07%	\$1,842M
CS-FR	AXA SA	17.35%	0.16%	0.07%	\$2,049M
EL-FR	EssilorLuxottica SA	16.18%	0.21%	0.12%	\$2,388M
AI-FR	Air Liquide SA	15.00%	0.17%	0.03%	\$1,519M
RI-FR	Pernod Ricard SA	13.24%	0.06%	0.00%	\$1,055M
RMS-FR	Hermes International SCA	12.65%	0.13%	0.04%	\$1,972M
SGO-FR	Compagnie de Saint-Gobain S..	12.35%	0.11%	0.05%	\$942M
BN-FR	Danone SA	12.35%	0.16%	0.10%	\$3,070M
DG-FR	VINCI SA	12.06%	0.13%	0.03%	\$1,931M
AIR-FR	Airbus SE	12.06%	0.15%	0.01%	\$3,796M



Top Stock Holdings, %

Fund Name	Ticker	Stock Name	Weight (%)
Mundoval Fund	LVMUY-US	LVMH Moet Hennessy ..	7.28%
GuardCap UCITS Funds Plc - Global Equ..	EL-FR	EssilorLuxottica SA	7.09%
Schoellerbank Aktienfonds Value	SU-FR	Schneider Electric SE	6.03%
Invesco Global Inv. Ser. - Global Focus ..	RMS-FR	Hermes International ..	6.02%
First Sentier Investors ICVC - Stewart I..	BIM-FR	bioMerieux SA	5.67%
PGIM Jennison Global Opportunities Fu..	RMS-FR	Hermes International ..	5.59%
M&G (Lux) Investment Funds 1 - Positiv..	SU-FR	Schneider Electric SE	5.55%
Goldman Sachs Funds III - Global Equit..	SU-FR	Schneider Electric SE	5.13%
Thornburg Global Opportunities Fund	TTE-FR	TotalEnergies SE	4.68%
Thornburg Global Opportunities Fund	BNP-FR	BNP Paribas S.A. Class..	4.67%
MassMutual Premier Global Fund	AIR-FR	Airbus SE	4.65%
St. James's Place Unit Trust - Global	BN-FR	Danone SA	4.62%
Fundsmith Equity Fund	MC-FR	LVMH Moet Hennessy ..	4.61%
Artisan Global Value Fund	BN-FR	Danone SA	4.61%
FTIF SICAV - Global Climate Change Fu..	SGO-FR	Compagnie de Saint-..	4.56%



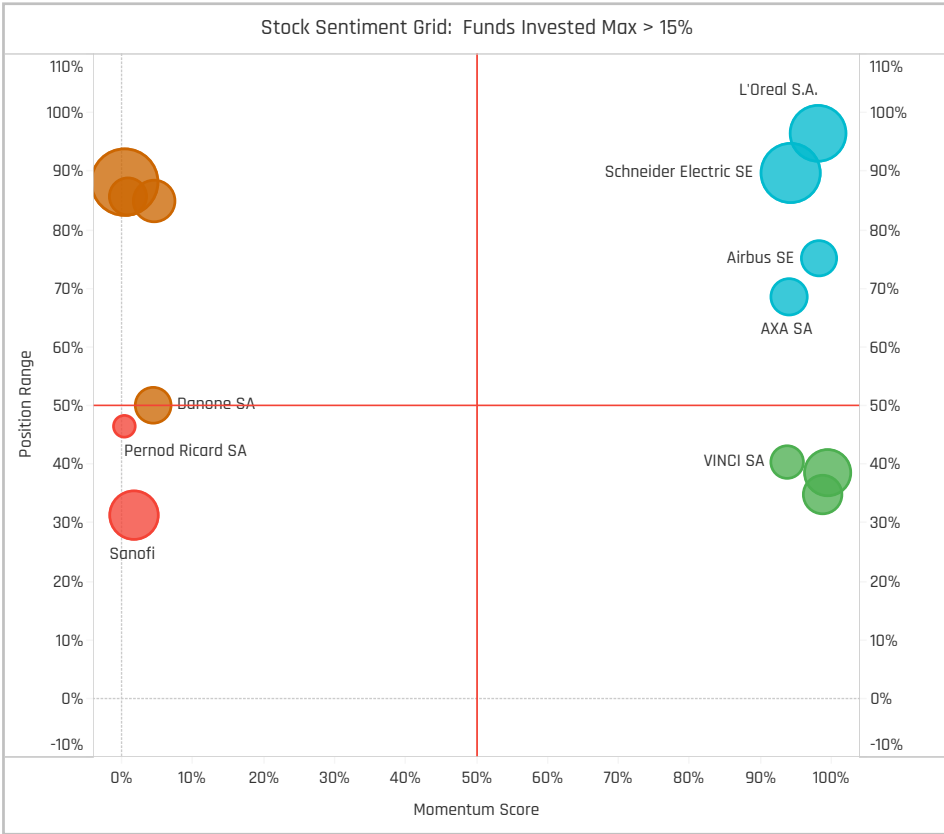
Top Stock Holdings, \$

Fund Name	Ticker	Stock Name	Value (\$)
American Funds Capital World Growth ..	AIR-FR	Airbus SE	\$1,520M
American Funds Capital World Growth ..	MC-FR	LVMH Moet Hennessy Lo..	\$1,500M
Fundsmith Equity Fund	MC-FR	LVMH Moet Hennessy Lo..	\$1,459M
American Funds New Perspective Fund	MC-FR	LVMH Moet Hennessy Lo..	\$1,430M
American Funds New Perspective Fund	SAF-FR	Safran S.A.	\$1,125M
American Funds New Perspective Fund	AIR-FR	Airbus SE	\$1,093M
American Funds Capital World Growth ..	SAF-FR	Safran S.A.	\$861M
American Funds New Perspective Fund	TTE-FR	TotalEnergies SE	\$828M
American Funds New Perspective Fund	SU-FR	Schneider Electric SE	\$782M
American Funds New Perspective Fund	EL-FR	EssilorLuxottica SA	\$764M
American Funds Capital World Growth ..	PUB-FR	Publicis Groupe SA	\$757M
American Funds Capital World Growth ..	CAP-FR	Cappemini SE	\$751M
American Funds New Perspective Fund	RMS-FR	Hermes International SC..	\$686M
First Eagle Global Fund	BN-FR	Danone SA	\$685M
American Funds Capital World Growth ..	SAN-FR	Sanofi	\$617M

Largest Changes in Fund Weight, %

Fund Name	New or C..	Change
BNY Mellon Investment Fds. - Gl..		5.33%
AIM Fds. Grp. (IFG) - Invesco Glo..		3.47%
FP WHEB Asset Mgmt. Fds. - Su..	New	3.40%
Seligson & Co. Global Top 25 Br..		3.20%
BNY Mellon Investment Fds. - Gl..		2.88%
Invesco Global Invst. Ser. - Global..		2.50%
BlackRock Global Dividend Portf..		2.37%
Causeway Global Value Fund		-4.47%
PGIM Jennison Global Opportuni..		-4.84%
Calamos Global Equity Fund		-4.91%
American Century Focused Glob..		-4.97%
Carmignac Investissement		-5.11%
Delaware Global Equity Fund II		-6.37%
Delaware Global Equity Fund		-6.40%

Ave Wgt Δ	Funds Invested Δ	Fund Flows, \$	Av Wgt vs ACWI Δ	Funds O/W % Δ
-0.24%	-0.29%	\$50M	-0.11%	-0.88%



Aggregate Stock Holdings Changes

Ticker	Stock Name	Funds Invested % Δ	Average Weight Δ	Fund Flows, \$
SGO-FR	Compagnie de Saint-Gobain SA	2.35%	0.01%	\$72M
TTE-FR	TotalEnergies SE	1.76%	0.02%	(\$82M)
PUB-FR	Publicis Groupe SA	1.47%	0.02%	\$105M
IPN-FR	Ipsen SA	1.18%	0.00%	\$7M
VRLA-FR	Verallia SAS	0.88%	-0.01%	(\$10M)
SCR-FR	SCOR SE	0.88%	0.00%	\$5M
LI-FR	Klepierre SA	0.88%	0.00%	\$4M
HO-FR	Thales SA	-1.18%	-0.01%	\$156M
CAP-FR	Capgemini SE	-1.18%	0.00%	\$206M
RI-FR	Pernod Ricard SA	-1.47%	-0.05%	(\$266M)
MC-FR	LVMH Moet Hennessy Louis Vu..	-1.47%	-0.09%	(\$132M)
AI-FR	Air Liquide SA	-1.76%	-0.01%	\$13M
ALO-FR	Alstom SA	-1.76%	-0.04%	(\$35M)
EDEN-FR	Edenred SA	-2.06%	-0.01%	(\$5M)

Largest Fund Flows, \$

Fund Name	New or Cl..	Flow
American Funds New Perspecti..		\$579M
JPMorgan Investment Funds - ..		\$118M
Dodge & Cox Global Stock Fund		\$92M
BNY Mellon Investment Fds. - G..		\$76M
American Funds Global Insight ..		\$67M
JPMorgan Funds - Global Focus..		\$65M
Swedbank Robur Allemansfond..		\$63M
First Eagle Global Fund		(\$61M)
Old Westbury Large Cap Strate..		(\$75M)
Swedbank Robur Kapitalinvest		(\$76M)
Fidelity Funds SICAV - Global Di..		(\$91M)
T Rowe Price Global Stock Fund	Close	(\$95M)
PGIM Jennison Global Opportun..		(\$145M)
Carmignac Investissement		(\$194M)

Largest Fund Level Changes in Stock Weight, %

Fund Name	Stock Name	New ..	Change
Seligson & Co. Global Top 25 Bran..	LVMH Moet Hennessy La..	New	3.41%
Redwheel Funds SICAV - Global Ho..	TotalEnergies SE	New	2.89%
Delaware Global Equity Fund II	L'Oreal S.A.	New	2.83%
Delaware Global Equity Fund	L'Oreal S.A.	New	2.82%
BNY Mellon Investment Fds. - Glob..	Sanofi	New	2.64%
Delaware Global Equity Fund II	Airbus SE	New	2.51%
Delaware Global Equity Fund	Airbus SE	New	2.48%
Delaware Global Equity Fund II	Sodexo SA	Close	-2.76%
Delaware Global Equity Fund	Sodexo SA	Close	-2.76%
SVS Aubrey Capital Mgmt. Invst. Fu..	LVMH Moet Hennessy La..	Close	-3.54%
Delaware Global Equity Fund	Air Liquide SA	Close	-3.88%
Delaware Global Equity Fund II	Air Liquide SA	Close	-3.90%
Delaware Global Equity Fund II	Danone SA	Close	-3.96%
Delaware Global Equity Fund	Danone SA	Close	-3.98%

Sector Holding Changes: [Funds Invested Δ] / [Ave Wgt Δ] / Fund Flows, \$

Sector	Weight Change	Flow
Energy	1.47%	\$82M
Financials	0.88%	(\$68M)
Communication Services	0.59%	\$88M
Real Estate	0.00%	(\$5M)
Utilities	-0.29%	\$27M
Information Technology	-0.88%	\$247M
Health Care	-0.88%	(\$29M)
Materials	-0.88%	(\$1M)
Consumer Staples	-1.47%	(\$101M)
Industrials	-1.76%	\$323M
Consumer Discretionary	-1.76%	(\$349M)

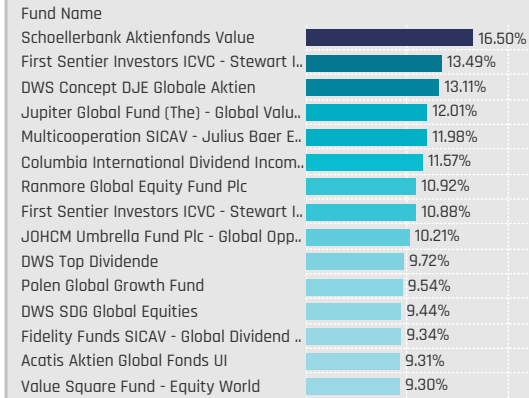
Largest Changes in Fund Sector Weight, %

Fund Name	New o..	Sector	Change
FP WHEB Asset Mgmt. Fds. - Sustai..	New	Industrials	3.40%
Seligson & Co. Global Top 25 Brands..		Consumer Discretionary	3.31%
BNY Mellon Investment Fds. - Global..	New	Industrials	2.93%
Redwheel Funds SICAV - Global Hori..	New	Energy	2.89%
BNY Mellon Investment Fds. - Global..	New	Health Care	2.64%
Delaware Global Equity Fund II	New	Industrials	2.51%
Delaware Global Equity Fund	New	Industrials	2.48%
Artisan Global Equity Fund	Close	Consumer Discretionary	-2.80%
Artemis SmartGARP Paris-Aligned G..		Industrials	-2.81%
SVS Aubrey Capital Mgmt. Invst. Fun..	Close	Consumer Discretionary	-3.54%
Delaware Global Equity Fund	Close	Materials	-3.88%
Delaware Global Equity Fund II	Close	Materials	-3.90%
Delaware Global Equity Fund	Close	Consumer Discretionary	-4.15%
Delaware Global Equity Fund II	Close	Consumer Discretionary	-4.19%

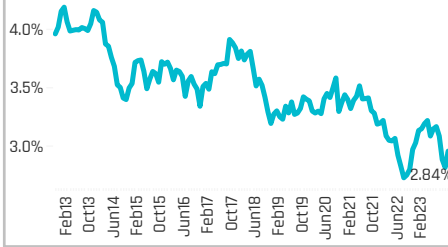
Largest Fund Level Stock Inflows/Outflows, \$

Fund Name	Stock Name	New..	Flow
American Funds New Perspective F..	Safran S.A.		\$177M
American Funds New Perspective F..	Danone SA		\$162M
American Funds New Perspective F..	Schneider Electric SE		\$121M
American Funds Capital World Gro..	Safran S.A.		\$112M
Dodge & Cox Global Stock Fund	TotalEnergies SE	New	\$106M
American Funds Capital World Gro..	Publicis Groupe SA		\$104M
American Funds Capital World Gro..	Sanofi		\$102M
Templeton Growth Fund Inc.	Pernod Ricard SA	Close	(\$85M)
T Rowe Price Global Stock Fund	Airbus SE	Close	(\$95M)
DWS Top Dividende	Sanofi	Close	(\$103M)
American Funds Capital World Gro..	TotalEnergies SE		(\$110M)
PGIM Jennison Global Opportunitie..	Pernod Ricard SA	Close	(\$113M)
DWS Top Dividende	Cie Generale des Etabliss..	Close	(\$128M)
American Funds Capital World Gro..	LVMH Moet Hennessy La..		(\$269M)

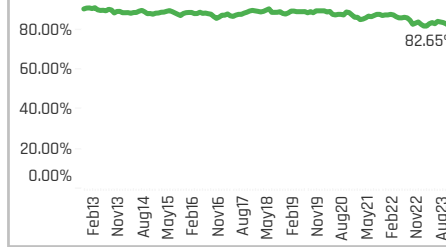
Top Holdings, %



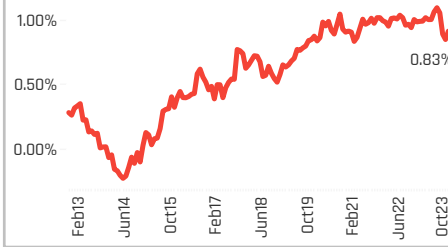
Average Weight: **2.84%**



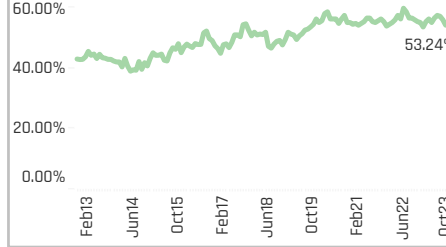
Funds Invested %: **82.65%**



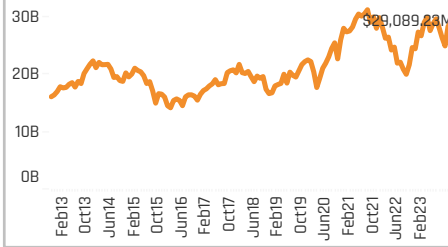
Average Weight vs ACWI: **0.83%**



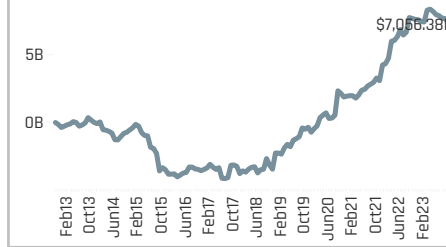
Funds Overweight %: **53.24%**



Combined Fund AUM: **\$29.1B**



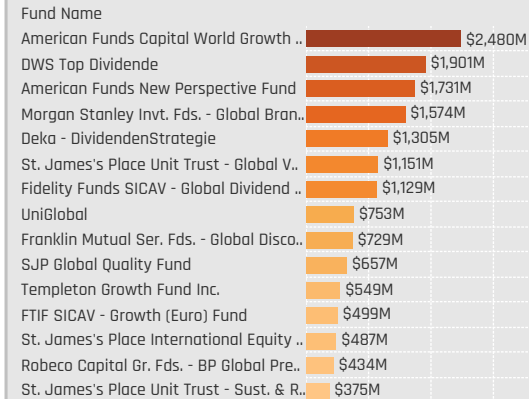
Cumulative Fund Flows: **\$7,056M**



Aggregate Stock Holdings Data, Ranked by Most Widely Held.

Ticker	Stock Name	Funds Invested %	Average Weight	Vs Benchmark	Fund AUM, \$
SAP-DE	SAP SE	22.65%	0.34%	0.07%	\$4,633M
SIE-DE	Siemens AG	21.18%	0.23%	0.03%	\$3,278M
IFX-DE	Infineon Technologies AG	18.24%	0.19%	0.12%	\$1,112M
DTE-DE	Deutsche Telekom AG	17.35%	0.19%	0.08%	\$1,827M
ALV-DE	Allianz SE	15.59%	0.14%	-0.01%	\$1,754M
MBG-DE	Mercedes-Benz Group AG	13.82%	0.09%	0.01%	\$638M
MUV2-DE	Munich Reinsurance Company	12.06%	0.09%	0.00%	\$857M
DHL-DE	DHL Group	11.47%	0.11%	0.05%	\$818M
DB1-DE	Deutsche Boerse AG	10.29%	0.14%	0.08%	\$1,500M
BMW-DE	Bayerische Motoren Werke AG	10.00%	0.06%	0.01%	\$416M
ADS-DE	adidas AG	8.53%	0.07%	0.02%	\$619M
EOAN-DE	E.ON SE	8.24%	0.05%	0.01%	\$683M
DTG-DE	Daimler Truck Holding AG	7.35%	0.04%	0.01%	\$470M
HEI-DE	HeidelbergCement AG	7.06%	0.05%	0.03%	\$670M
BAYN-DE	Bayer AG	6.76%	0.04%	0.00%	\$696M

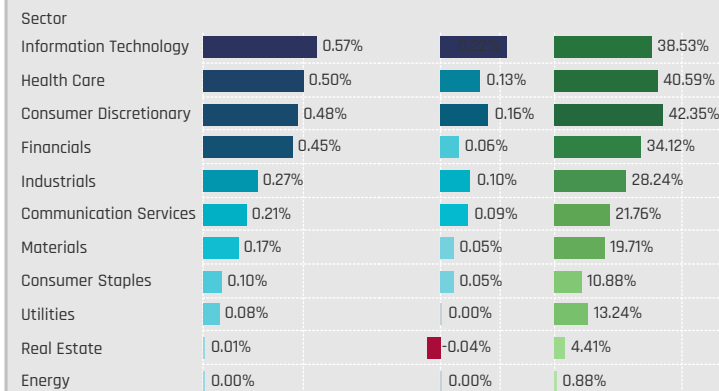
Top Holdings, \$



Top Stock Holdings, %

Fund Name	Ticker	Stock Name	Weight (%)
Schoellerbank Aktienfonds Value	SAP-DE	SAP SE	7.24%
Morgan Stanley Inv. Fds. - Global Bran..	SAP-DE	SAP SE	6.71%
Sanlam Universal Fds. Plc - Global High..	SAP-DE	SAP SE	6.09%
Polen Global Growth Fund	SAP-DE	SAP SE	5.99%
First Sentier Investors ICVC - Stewart I..	DHL-DE	DHL Group	5.58%
Morgan Stanley Inv. Fds. - Global Quali..	SAP-DE	SAP SE	5.49%
DWS SDG Global Equities	DTE-DE	Deutsche Telekom AG	4.50%
St. James's Place Unit Trust - Global	HEI-DE	HeidelbergCement AG	4.49%
Artisan Global Value Fund	HEI-DE	HeidelbergCement AG	4.47%
First Sentier Investors ICVC - Stewart I..	IFX-DE	Infineon Technologies ..	4.47%
Schoellerbank Aktienfonds Value	DHL-DE	DHL Group	4.38%
Ninety One Glb. Strat. Fd. - Global Fran..	BEI-DE	Beiersdorf AG	4.22%
Fidelity Funds SICAV - Global Dividend ..	DB1-DE	Deutsche Boerse AG	4.16%
Brown Advisory Funds Plc - Global Lea..	DB1-DE	Deutsche Boerse AG	4.08%
First Sentier Investors ICVC - Stewart I..	IFX-DE	Infineon Technologies ..	4.04%

Aggregate Sector Holdings: [Ave Wgt] / [vs ACWI] / [Funds Invested]



Top Sector Holdings, %

Fund Name	Sector	Weight (%)
Fidelity Funds SICAV - Global Dividend ..	Financials	9.34%
DWS Concept DJE Globale Aktien	Financials	7.90%
Schoellerbank Aktienfonds Value	Information Technology	7.24%
Ranmore Global Equity Fund Plc	Consumer Discretionary	6.71%
Morgan Stanley Inv. Fds. - Global Bran..	Information Technology	6.71%
Seligson & Co. Global Top 25 Brands Fu..	Consumer Discretionary	6.13%
Sanlam Universal Fds. Plc - Global High..	Information Technology	6.09%
Jupiter Global Fund (The) - Global Valu..	Consumer Discretionary	6.05%
Polen Global Growth Fund	Information Technology	5.99%
First Sentier Investors ICVC - Stewart I..	Information Technology	5.98%
abrdn OEIC II - abrdn Global Focused E..	Consumer Discretionary	5.83%
First Sentier Investors ICVC - Stewart I..	Industrials	5.58%
Morgan Stanley Inv. Fds. - Global Quali..	Information Technology	5.49%
Acatis Aktien Global Fonds UI	Health Care	5.43%
Value Square Fund - Equity World	Consumer Discretionary	5.40%

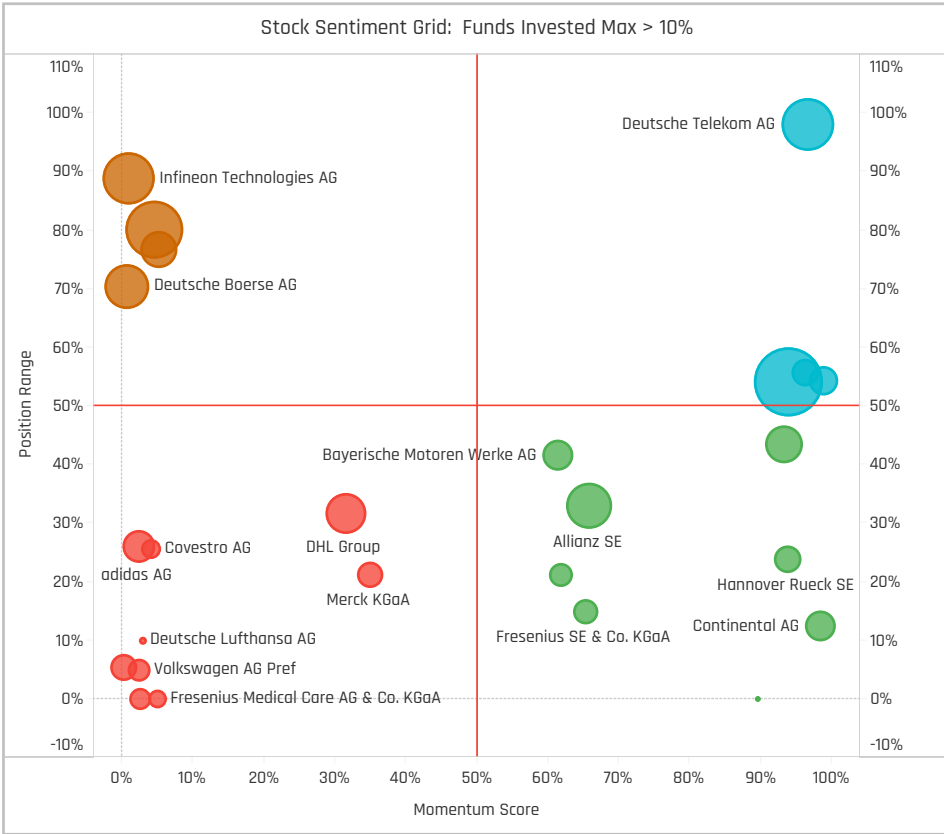
Top Stock Holdings, \$

Fund Name	Ticker	Stock Name	Value (\$)
Morgan Stanley Inv. Fds. - Global Bran..	SAP-DE	SAP SE	\$1,574M
American Funds New Perspective Fund	SAP-DE	SAP SE	\$734M
American Funds Capital World Growth ..	SIE-DE	Siemens AG	\$681M
Fidelity Funds SICAV - Global Dividend ..	DB1-DE	Deutsche Boerse AG	\$503M
DWS Top Dividende	HNR1-DE	Hannover Rueck SE	\$402M
DWS Top Dividende	DTE-DE	Deutsche Telekom AG	\$383M
Fidelity Funds SICAV - Global Dividend ..	MUV2-DE	Munich Reinsurance Co..	\$373M
Ninety One Glb. Strat. Fd. - Global Fran..	BEI-DE	Beiersdorf AG	\$352M
American Funds Capital World Growth ..	EOAN-DE	E.ON SE	\$343M
American Funds New Perspective Fund	SHL-DE	Siemens Healthineers AG	\$284M
First Eagle Global Fund	HEN3-DE	Henkel AG & Co. KGaA Pr..	\$272M
DWS Top Dividende	ALV-DE	Allianz SE	\$257M
Fidelity Funds SICAV - Global Dividend ..	ALV-DE	Allianz SE	\$253M
Deka - DividendenStrategie	DTE-DE	Deutsche Telekom AG	\$241M
St. James's Place Unit Trust - Sust. & R..	HNR1-DE	Hannover Rueck SE	\$234M

Largest Changes in Fund Weight, %

Fund Name	New or C..	Change
JOHCM Umbrella Fund Plc - Glob..		3.14%
Natixis AM Funds - Seeyond Glo..		2.80%
Redwheel Funds SICAV - Global ..		2.35%
Langleaf Partners Global Fund		1.79%
Calamos Global Equity Fund		1.67%
JSS Investmentfonds - Sustain..		1.65%
UBS (Lux) Equity SICAV - Global ..		1.65%
SVS Aubrey Capital Mgmt. Invst. ..	Close	-3.30%
Uni 21. Jahrhundert -net-	Close	-5.96%
Virtus NFJ Global Sustainability ..		-6.10%
Ninety One Glob. Strat. Fd. - Glob..		-9.11%
AIM Fds. Grp. (IFG) - Invesco Glo..	Close	-10.15%
Delaware Global Equity Fund II		-11.04%
Delaware Global Equity Fund		-10.09%

Ave Wgt Δ	Funds Invested Δ	Fund Flows, \$	Av Wgt vs ACWI Δ	Funds O/W % Δ
-0.33%	-1.18%	(\$796M)	-0.28%	-3.82%



Aggregate Stock Holdings Changes

Ticker	Stock Name	Funds Invested % Δ	Average Weight Δ	Fund Flows, \$
G24-DE	Scout24 SE	2.06%	0.01%	\$19M
DTG-DE	Daimler Truck Holding AG	1.47%	0.01%	\$24M
HEI-DE	HeidelbergCement AG	1.47%	0.00%	(\$8M)
TLX-DE	Talanx AG	1.18%	0.00%	(\$1M)
EOAN-DE	E.ON SE	0.88%	0.00%	(\$22M)
ZAL-DE	Zalando SE	0.59%	0.00%	\$19M
TMV-DE	TeamViewer AG	0.59%	0.00%	\$0M
SIE-DE	Siemens AG	-1.18%	0.00%	\$201M
BAS-DE	BASF SE	-1.47%	0.00%	(\$36M)
RWE-DE	RWE AG	-1.47%	-0.02%	(\$21M)
IFX-DE	Infineon Technologies AG	-1.47%	-0.04%	(\$8M)
DB1-DE	Deutsche Boerse AG	-1.47%	-0.01%	(\$47M)
BAYN-DE	Bayer AG	-1.76%	-0.05%	\$83M
P911-DE	Porsche AG	-2.35%	-0.02%	(\$166M)

Largest Fund Flows, \$

Fund Name	New or Cl..	Flow
American Funds New Perspecti..		\$259M
Deka - DividendenStrategie		\$104M
BlackRock Global Funds - Syste..		\$52M
FTIF SICAV - Growth (Euro) Fund		\$45M
St. James's Place International..		\$34M
Janus Henderson Global Select..		\$25M
Federated Hermes Invst. Funds ..	New	\$25M
AIM Fds. Grp. (IFG) - Invesco Glo..	Close	(\$57M)
JPMorgan Investment Funds - ..		(\$70M)
DWS Top Dividende		(\$70M)
Templeton Growth Fund Inc.		(\$94M)
Morgan Stanley Invst. Fds. - Glo..		(\$115M)
PGIM Jennison Global Opportun..	Close	(\$120M)
American Funds Capital World ..		(\$177M)

Largest Fund Level Changes in Stock Weight, %

Fund Name	Stock Name	New ..	Change
Redwheel Funds SICAV - Global Ho..	Continental AG	New	2.98%
JOHCM Umbrella Fund Plc - Global ..	Merck KGaA	New	2.40%
Delaware Global Equity Fund II	Deutsche Telekom AG	New	2.04%
Delaware Global Equity Fund	Deutsche Telekom AG	New	2.03%
Redwheel Funds SICAV - Global Ho..	Daimler Truck Holding AG	New	1.93%
Langleaf Partners Global Fund	Delivery Hero SE		1.79%
Touchstone Strategic Trust - Non-..	Merck KGaA	New	1.79%
Delaware Global Equity Fund	adidas AG	Close	-3.60%
Delaware Global Equity Fund II	SAP SE	Close	-4.21%
Delaware Global Equity Fund	SAP SE	Close	-4.24%
Virtus NFJ Global Sustainability Fu..	Sartorius AG	Close	-4.76%
AIM Fds. Grp. (IFG) - Invesco Globa..	KION GROUP AG	Close	-4.80%
AIM Fds. Grp. (IFG) - Invesco Globa..	SAP SE	Close	-5.35%
Ninety One Glob. Strat. Fd. - Global ..	Vitesco Technologies Gro..	Close	-5.99%

Sector Holding Changes: [Funds Invested Δ] / [Ave Wgt Δ] / Fund Flows, \$

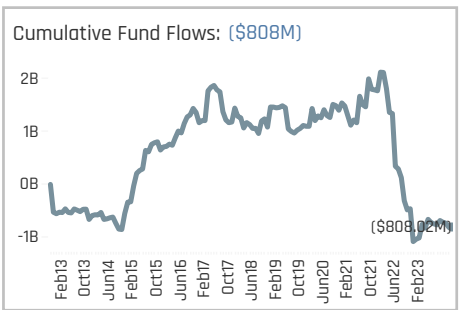
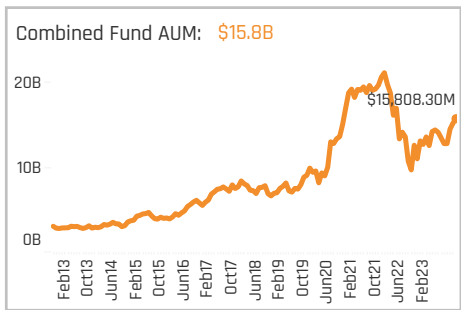
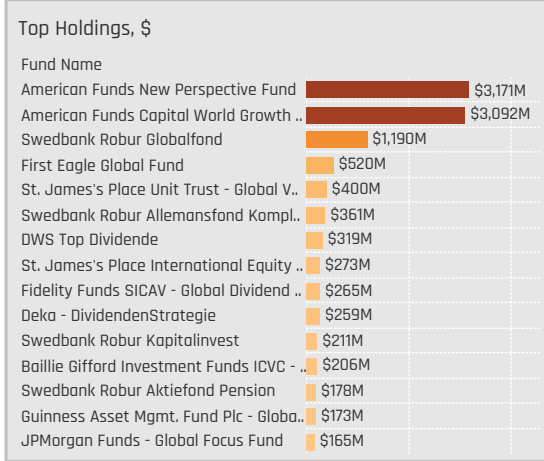
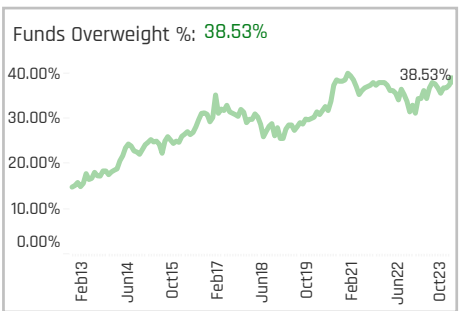
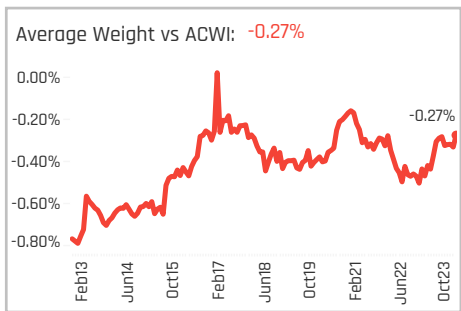
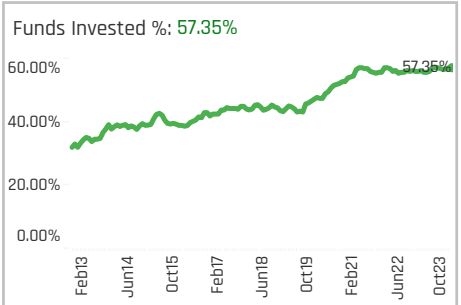
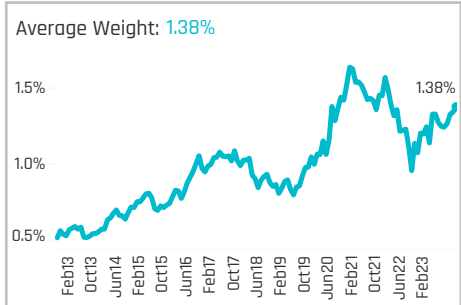
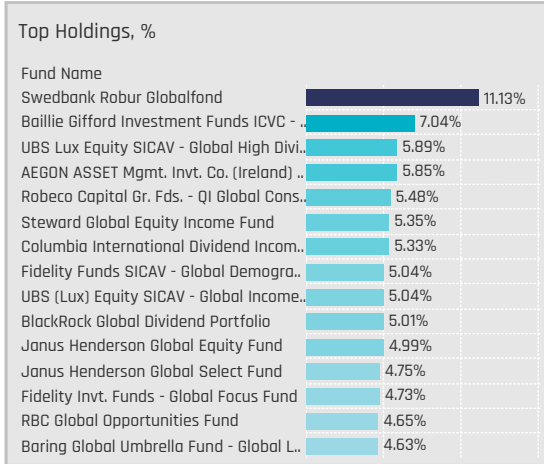
Sector	Change	Flow
Communication Services	1.18%	(\$56M)
Financials	0.88%	(\$59M)
Information Technology	0.59%	(\$114M)
Multi	0.00%	
Utilities	-0.29%	(\$43M)
Energy	-0.29%	\$0M
Consumer Discretionary	-0.59%	(\$199M)
Consumer Staples	-0.59%	(\$44M)
Materials	-0.59%	(\$131M)
Real Estate	-1.18%	\$6M
Industrials	-1.76%	(\$134M)
Health Care	-2.65%	(\$24M)

Largest Changes in Fund Sector Weight, %

Fund Name	New o..	Sector	Change
Redwheel Funds SICAV - Global Hori..	New	Consumer Discretionary	4.91%
JOHCM Umbrella Fund Plc - Global O..	New	Health Care	2.40%
Delaware Global Equity Fund II	New	Communication Services	2.04%
Delaware Global Equity Fund	New	Communication Services	2.03%
Langleaf Partners Global Fund		Consumer Discretionary	1.79%
Touchstone Strategic Trust - Non-U..	New	Health Care	1.79%
DWS Concept DJE Globale Aktien		Financials	1.75%
Delaware Global Equity Fund	Close	Information Technology	-4.24%
Virtus NFJ Global Sustainability Fund	Close	Health Care	-4.76%
AIM Fds. Grp. (IFG) - Invesco Global C..	Close	Industrials	-4.80%
AIM Fds. Grp. (IFG) - Invesco Global C..	Close	Information Technology	-5.35%
Delaware Global Equity Fund II	Close	Consumer Discretionary	-5.52%
Delaware Global Equity Fund	Close	Consumer Discretionary	-5.56%
Ninety One Glob. Strat. Fd. - Global V..		Consumer Discretionary	-5.53%

Largest Fund Level Stock Inflows/Outflows, \$

Fund Name	Stock Name	New..	Flow
American Funds New Perspective F..	Siemens AG	New	\$134M
FTIF SICAV - Growth (Euro) Fund	Bayer AG		\$115M
American Funds New Perspective F..	Deutsche Bank Aktienges..	New	\$114M
American Funds Capital World Gro..	adidas AG	New	\$103M
American Funds Capital World Gro..	Siemens AG		\$91M
American Funds New Perspective F..	Siemens Healthineers AG		\$78M
Deka - DividendenStrategie	SAP SE		\$45M
Long Term Themes USD	Infineon Technologies AG	Close	(\$67M)
DWS Top Dividende	Siemens AG		(\$72M)
Morgan Stanley Invst. Fds. - Global ..	SAP SE		(\$115M)
PGIM Jennison Global Opportunitie..	Porsche AG	Close	(\$120M)
FTIF SICAV - Growth (Euro) Fund	Fresenius Medical Care A..	Close	(\$123M)
Templeton Growth Fund Inc.	Fresenius Medical Care A..	Close	(\$141M)
American Funds Capital World Gro..	Siemens Healthineers AG		(\$225M)



Aggregate Stock Holdings Data, Ranked by Most Widely Held.

Ticker	Stock Name	Funds Invested %	Average Weight	Vs Benchmark	Fund AUM, \$
2330-TW	Taiwan Semiconductor Manuf..	49.71%	1.08%	0.35%	\$13,571M
2454-TW	MediaTek Inc	7.06%	0.07%	0.01%	\$707M
2317-TW	Hon Hai Precision Industry Co...	4.12%	0.02%	-0.05%	\$259M
2308-TW	Delta Electronics, Inc.	4.12%	0.02%	-0.01%	\$140M
2301-TW	Lite-On Technology Corp.	2.65%	0.01%	0.00%	\$63M
3034-TW	Novatek Microelectronics Corp.	2.06%	0.01%	0.00%	\$20M
2303-TW	United Microelectronics Corp.	2.06%	0.01%	-0.01%	\$18M
8069-TW	E Ink Holdings Inc.	1.76%	0.00%	0.00%	\$18M
2379-TW	Realtek Semiconductor Corp	1.76%	0.00%	0.00%	\$11M
6409-TW	Valtronic Power Technology C..	1.47%	0.00%	0.00%	\$25M
2474-TW	Catcher Technology Co., Ltd.	1.47%	0.00%	0.00%	\$4M
2412-TW	Chunghwa Telecom Co., Ltd	1.47%	0.00%	-0.02%	\$10M
2395-TW	Advantech Co., Ltd.	1.47%	0.00%	0.00%	\$84M
2356-TW	Inventec Corporation	1.47%	0.00%	0.00%	\$14M
6669-TW	Wiwynn Corp.	1.18%	0.00%	-0.01%	\$11M

Top Stock Holdings, %

Fund Name	Ticker	Stock Name	Weight
Swedbank Robur Globalfond	2330-TW	Taiwan Semiconducto..	7.69%
Baillie Gifford Investment Funds ICVC - ..	2330-TW	Taiwan Semiconducto..	7.04%
Janus Henderson Global Equity Fund	2330-TW	Taiwan Semiconducto..	4.99%
Janus Henderson Global Select Fund	2330-TW	Taiwan Semiconducto..	4.75%
RBC Global Opportunities Fund	2330-TW	Taiwan Semiconducto..	4.65%
Baring Global Umbrella Fund - Global L..	2330-TW	Taiwan Semiconducto..	4.63%
MainFirst SICAV - Global Equities Fund	2330-TW	Taiwan Semiconducto..	4.49%
Swedbank Robur Allemansfond Kompl..	2330-TW	Taiwan Semiconducto..	4.12%
Touchstone Strategic Trust - Non-US E..	2330-TW	Taiwan Semiconducto..	4.11%
JPMorgan Investment Funds - Global D..	2330-TW	Taiwan Semiconducto..	4.07%
FTIF SICAV - Global Climate Change Fu..	2330-TW	Taiwan Semiconducto..	4.03%
Comgest Growth Plc - Growth Global Fl..	2330-TW	Taiwan Semiconducto..	3.98%
Comgest Monde	2330-TW	Taiwan Semiconducto..	3.98%
Vanguard Global ESG Select Stock Fund	2330-TW	Taiwan Semiconducto..	3.98%
Fidelity Funds SICAV - Global Demogra..	2330-TW	Taiwan Semiconducto..	3.79%

Aggregate Sector Holdings: [Ave Wgt] / [vs ACWI] / [Funds Invested]

Sector	Ave Wgt	Vs ACWI	Funds Invested
Information Technology	1.33%	0.15%	56.76%
Industrials	0.02%	-0.05%	6.47%
Communication Services	0.01%	-0.03%	2.06%
Financials	0.01%	-0.19%	2.94%
Consumer Discretionary	0.01%	-0.01%	3.53%
Multi	0.01%	0.01%	0.29%
Health Care	0.00%	0.00%	1.18%
Materials	0.00%	-0.11%	1.18%
Consumer Staples	0.00%	-0.04%	1.18%
Energy	0.00%	0.00%	0.00%

Top Sector Holdings, %

Fund Name	Sector	Weight
Swedbank Robur Globalfond	Information Technology	9.98%
Baillie Gifford Investment Funds ICVC - ..	Information Technology	7.04%
UBS Lux Equity SICAV - Global High Divi..	Information Technology	5.89%
Steward Global Equity Income Fund	Information Technology	5.35%
Columbia International Dividend Incom..	Information Technology	5.33%
UBS (Lux) Equity SICAV - Global Income..	Information Technology	5.04%
BlackRock Global Dividend Portfolio	Information Technology	5.01%
Janus Henderson Global Equity Fund	Information Technology	4.99%
Janus Henderson Global Select Fund	Information Technology	4.75%
RBC Global Opportunities Fund	Information Technology	4.65%
Baring Global Umbrella Fund - Global L..	Information Technology	4.63%
AEGON ASSET Mgmt. Inv. Co. (Ireland) ..	Information Technology	4.52%
MainFirst SICAV - Global Equities Fund	Information Technology	4.49%
Foord SICAV - Global Equity Fund LU	Information Technology	4.26%
Swedbank Robur Allemansfond Kompl..	Information Technology	4.12%

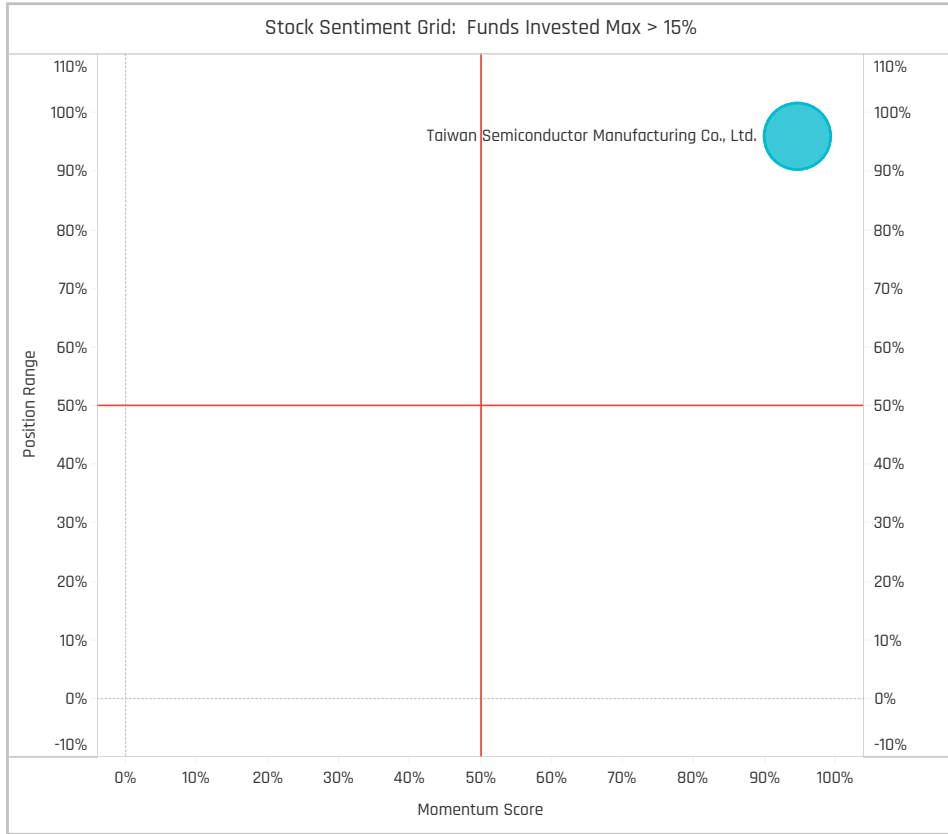
Top Stock Holdings, \$

Fund Name	Ticker	Stock Name	Value
American Funds New Perspective Fund	2330-TW	Taiwan Semiconductor ..	\$3,001M
American Funds Capital World Growth ..	2330-TW	Taiwan Semiconductor ..	\$2,582M
Swedbank Robur Globalfond	2330-TW	Taiwan Semiconductor ..	\$823M
First Eagle Global Fund	2330-TW	Taiwan Semiconductor ..	\$520M
Swedbank Robur Allemansfond Kompl..	2330-TW	Taiwan Semiconductor ..	\$361M
DWS Top Dividende	2330-TW	Taiwan Semiconductor ..	\$319M
Fidelity Funds SICAV - Global Dividend ..	2330-TW	Taiwan Semiconductor ..	\$265M
Deka - DividendenStrategie	2330-TW	Taiwan Semiconductor ..	\$259M
St. James's Place Unit Trust - Global V..	2330-TW	Taiwan Semiconductor ..	\$258M
American Funds Capital World Growth ..	2454-TW	MediaTek Inc	\$241M
Swedbank Robur Kapitalinvest	2330-TW	Taiwan Semiconductor ..	\$211M
Baillie Gifford Investment Funds ICVC - ..	2330-TW	Taiwan Semiconductor ..	\$206M
St. James's Place International Equity ..	2330-TW	Taiwan Semiconductor ..	\$204M
Guinness Asset Mgmt. Fund Plc - Globa..	2330-TW	Taiwan Semiconductor ..	\$173M
American Funds New Perspective Fund	2454-TW	MediaTek Inc	\$171M

Largest Changes in Fund Weight, %

Fund Name	New or C..	Change
Liontrust Investment Funds I - G..	New	3.31%
JOHCM Umbrella Fund Plc - Glob..	New	2.74%
Delaware Global Equity Fund II	New	2.71%
Delaware Global Equity Fund	New	2.71%
Ariel Global Fund		2.31%
Fidelity Inv. Funds - Global Focu..		2.02%
Baillie Gifford Investment Funds..		1.80%
Franklin Global Dividend Fund		-1.68%
Invesco Global Inv. Ser. - Global..	Close	-1.69%
Schroder ISF - Global Equity Yield	Close	-2.53%
Artisan Global Equity Fund	Close	-2.56%
ASN Beleggingsfondsen UCITS N..		-2.65%
Redwheel Funds SICAV - Global ..	Close	-3.45%
SEB Fund 1 - Global Climate Opp..		-4.28%

Ave Wgt Δ	Funds Invested Δ	Fund Flows, \$	Av Wgt vs ACWI Δ	Funds O/W % Δ
0.10%	0.00%	(\$59M)	0.01%	0.88%



Aggregate Stock Holdings Changes

Ticker	Stock Name	Funds Invested % Δ	Average Weight Δ	Fund Flows, \$
3017-TW	Asia Vital Components Co., Ltd.	0.88%	0.00%	\$2M
2454-TW	MediaTek Inc	0.29%	0.02%	\$46M
6669-TW	Wiwynn Corp.	0.29%	-0.01%	(\$1M)
6531-TW	AP Memory Technology Corp.	0.29%	0.01%	\$36M
6176-TW	Radiant Opto-Electronics Corp.	0.29%	0.00%	\$0M
5871-TW	Chailase Holding Co. Ltd.	0.29%	0.00%	\$7M
2912-TW	President Chain Store Corpora..	0.29%	0.00%	\$0M
2002-TW	China Steel Corporation	-0.29%	0.00%	(\$3M)
1795-TW	Lotus Pharmaceutical Co., Ltd.	-0.29%	0.00%	\$0M
1326-TW	Formosa Chemicals & Fibre Co..	-0.29%	0.00%	\$0M
1216-TW	Uni-President Enterprises Corp.	-0.29%	0.00%	(\$1M)
2382-TW	Quanta Computer Inc.	-0.59%	0.00%	\$12M
2345-TW	Accton Technology Corp.	-0.59%	0.00%	(\$2M)
3034-TW	Novatek Microelectronics Corp.	-0.88%	-0.01%	(\$13M)

Largest Fund Flows, \$

Fund Name	New or Cl..	Flow
Dodge & Cox Global Stock Fund	New	\$55M
JPMorgan Funds - Global Focu..		\$37M
JOHCM Umbrella Fund Plc - Glo..	New	\$36M
Carmignac Investissement		\$35M
JPMorgan Investment Funds - ..		\$30M
JPMorgan Investment Funds - ..		\$28M
American Funds New Perspecti..		\$20M
BlackRock Global Funds - Syste..		(\$17M)
Fidelity Funds SICAV - Global Di..		(\$19M)
Nordea 1 - Global Stars Equity F..	Close	(\$23M)
Swedbank Robur Globalfond		(\$37M)
ASN Beleggingsfondsen UCITS ..		(\$44M)
BNY Mellon Investment Fds. - G..		(\$51M)
American Funds Capital World ..		(\$144M)

Largest Fund Level Changes in Stock Weight, %

Fund Name	Stock Name	New ..	Change
Liontrust Investment Funds I - Glo..	Taiwan Semiconductor M..	New	3.31%
JOHCM Umbrella Fund Plc - Global ..	AP Memory Technology C..	New	2.74%
Delaware Global Equity Fund II	Taiwan Semiconductor M..	New	2.71%
Delaware Global Equity Fund	Taiwan Semiconductor M..	New	2.71%
Ariel Global Fund	Taiwan Semiconductor M..	New	2.17%
UBS (Lux) Equity SICAV - Global In..	MediaTek Inc		1.85%
Baillie Gifford Investment Funds IC..	Taiwan Semiconductor M..		1.80%
Invesco Global Inv. Ser. - Global E..	Taiwan Semiconductor M..	Close	-1.69%
SEB Fund 1 - Global Climate Oppor..	Novatek Microelectronics ..	Close	-1.79%
ASN Beleggingsfondsen UCITS NV ..	Taiwan Semiconductor M..	Close	-1.94%
SEB Fund 1 - Global Climate Oppor..	Wiwynn Corp.	Close	-2.25%
Schroder ISF - Global Equity Yield	Asustek Computer Inc.	Close	-2.53%
Artisan Global Equity Fund	Taiwan Semiconductor M..	Close	-2.56%
Redwheel Funds SICAV - Global Ha..	Taiwan Semiconductor M..	Close	-3.45%

Sector Holding Changes: [Funds Invested Δ] / [Ave Wgt Δ] / / Fund Flows, \$

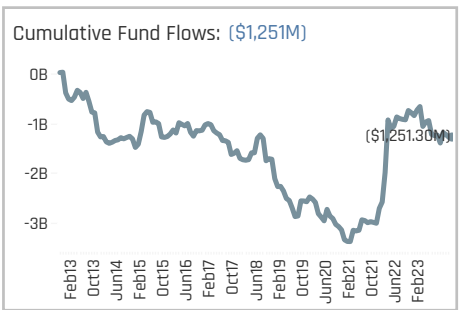
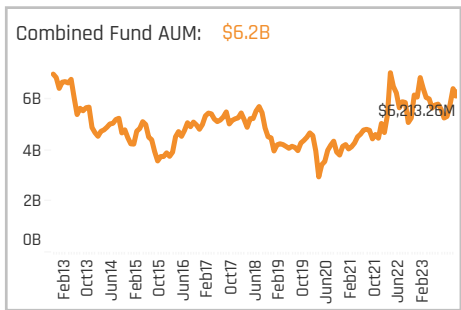
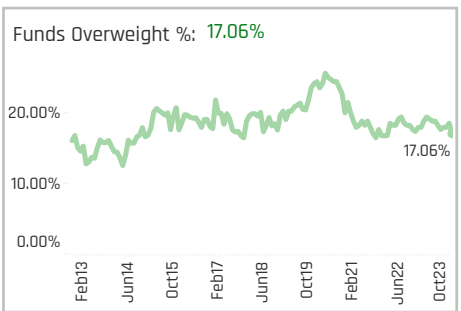
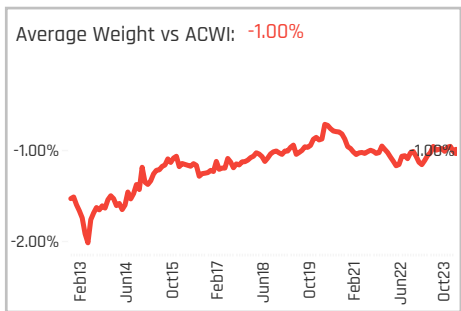
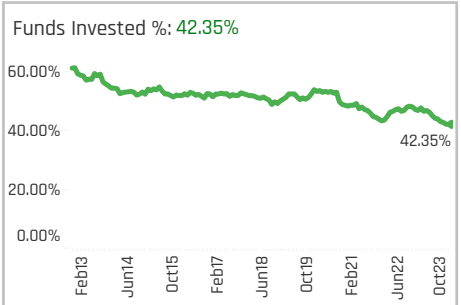
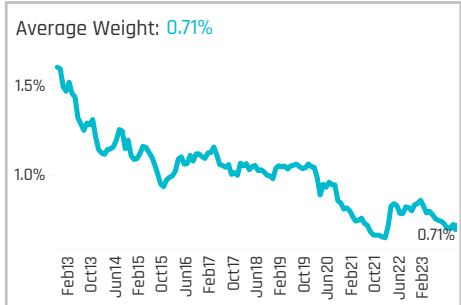
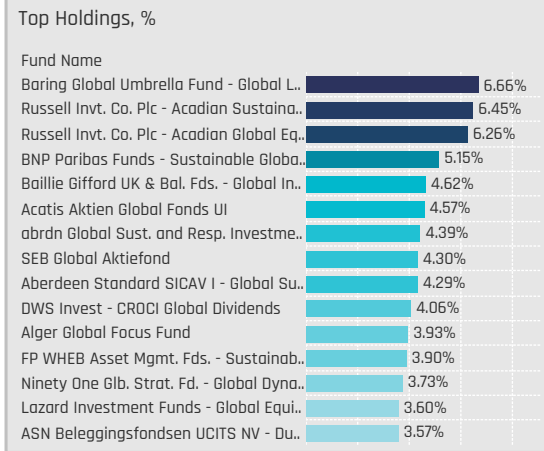
Sector	Funds Invested Δ	Ave Wgt Δ	Fund Flows, \$
Industrials	0.29%	0.00%	(\$7M)
Financials	0.29%	0.00%	\$0M
Utilities	0.00%	0.00%	
Real Estate	0.00%	0.00%	
Multi	0.00%	0.00%	\$1M
Information Technology	0.00%	0.10%	(\$40M)
Energy	0.00%	0.00%	\$0M
Consumer Staples	0.00%	0.00%	(\$1M)
Communication Services	0.00%	0.00%	(\$3M)
Health Care	-0.29%	0.00%	(\$1M)
Consumer Discretionary	-0.29%	0.00%	(\$1M)
Materials	-0.59%	0.00%	(\$7M)

Largest Changes in Fund Sector Weight, %

Fund Name	New a..	Sector	Change
Liontrust Investment Funds I - Glob..	New	Information Technology	3.31%
JOHCM Umbrella Fund Plc - Global S..	New	Information Technology	2.74%
Delaware Global Equity Fund II	New	Information Technology	2.71%
Delaware Global Equity Fund	New	Information Technology	2.71%
Ariel Global Fund	New	Information Technology	2.17%
Baillie Gifford Investment Funds ICV..		Information Technology	1.80%
Columbia International Dividend Inc..		Information Technology	1.56%
Robeco Capital Gr. Fds. - QI Global C..		Information Technology	-1.60%
Invesco Global Inv. Ser. - Global Eq..	Close	Information Technology	-1.69%
Schroder ISF - Global Equity Yield	Close	Information Technology	-2.53%
Artisan Global Equity Fund	Close	Information Technology	-2.56%
ASN Beleggingsfondsen UCITS NV - ..		Information Technology	-2.66%
Redwheel Funds SICAV - Global Hori..	Close	Information Technology	-3.45%
SEB Fund 1 - Global Climate Opportu..		Information Technology	-4.42%

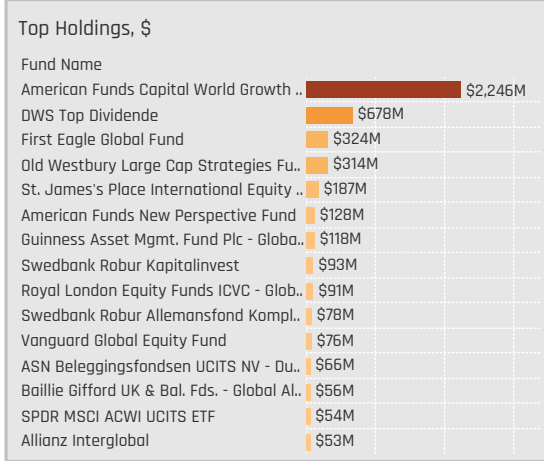
Largest Fund Level Stock Inflows/Outflows, \$

Fund Name	Stock Name	New..	Flow
American Funds Capital World Gro..	MediaTek Inc		\$102M
American Funds Capital World Gro..	Advantech Co., Ltd.		\$79M
Dodge & Cox Global Stock Fund	Taiwan Semiconductor M..	New	\$55M
JPMorgan Funds - Global Focus Fu..	Taiwan Semiconductor M..		\$37M
JOHCM Umbrella Fund Plc - Global ..	AP Memory Technology C..	New	\$36M
Carmignac Investissement	Taiwan Semiconductor M..		\$35M
JPMorgan Investment Funds - Glob..	Taiwan Semiconductor M..		\$30M
Fidelity Funds SICAV - Global Divide..	Taiwan Semiconductor M..		(\$19M)
Nordea 1 - Global Stars Equity Fund	Taiwan Semiconductor M..	Close	(\$23M)
ASN Beleggingsfondsen UCITS NV ..	Taiwan Semiconductor M..	Close	(\$38M)
St. James's Place International Eq..	Taiwan Semiconductor M..		(\$50M)
BNY Mellon Investment Fds. - Glob..	MediaTek Inc		(\$51M)
American Funds Capital World Gro..	Delta Electronics, Inc.		(\$159M)
American Funds Capital World Gro..	Taiwan Semiconductor M..		(\$165M)



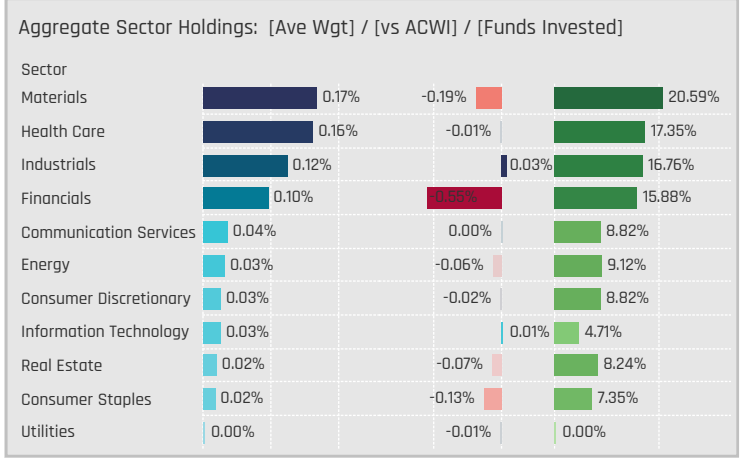
Aggregate Stock Holdings Data, Ranked by Most Widely Held.

Ticker	Stock Name	Funds Invested %	Average Weight	Vs Benchmark	Fund AUM, \$
BHP-AU	BHP Group Ltd	10.88%	0.08%	-0.17%	\$1,321M
BXB-AU	Brambles Limited	10.00%	0.08%	0.05%	\$214M
CSL-AU	CSL Limited	9.41%	0.10%	-0.04%	\$596M
FMG-AU	Fortescue Metals Group Ltd	6.76%	0.05%	0.00%	\$1,725M
WDS-AU	Woodside Energy Group Ltd	6.18%	0.02%	-0.04%	\$262M
SHL-AU	Sonic Healthcare Limited	6.18%	0.03%	0.01%	\$173M
TLS-AU	Telstra Group Limited	5.29%	0.02%	0.00%	\$57M
ALL-AU	Aristocrat Leisure Limited	4.71%	0.01%	-0.02%	\$100M
QAN-AU	Qantas Airways Limited	3.82%	0.01%	0.01%	\$21M
GMG-AU	Goodman Group	3.82%	0.01%	-0.04%	\$172M
CBA-AU	Commonwealth Bank of Austr..	3.82%	0.01%	-0.19%	\$40M
COL-AU	Coles Group Ltd.	3.53%	0.00%	-0.02%	\$10M
COH-AU	Cochlear Limited	3.53%	0.03%	0.02%	\$67M
BSL-AU	Bluescope Steel Limited	3.53%	0.00%	-0.01%	\$20M
ANZ-AU	Australia and New Zealand B..	3.53%	0.01%	-0.07%	\$19M



Top Stock Holdings, %

Fund Name	Ticker	Stock Name	Weight (%)
Acatis Aktien Global Fonds UI	FMG-AU	Fortescue Metals Group..	4.57%
FP WHEB Asset Mgmt. Fds. - Sustainab..	CSL-AU	CSL Limited	3.90%
FTIF SICAV - Franklin Global Growth Fu..	CSL-AU	CSL Limited	3.30%
Hermes Invst. Funds Plc - Impact Oppor..	BXB-AU	Brambles Limited	3.28%
First Sentier Investors ICVC - Stewart I..	CSL-AU	CSL Limited	3.11%
M&G (Lux) Investment Funds 1 - Positiv..	BXB-AU	Brambles Limited	3.04%
abrdn Global Sust. and Resp. Investme..	COH-AU	Cochlear Limited	2.75%
SEB Fund 1 - Global Climate Opportunit..	BXB-AU	Brambles Limited	2.75%
Aberdeen Standard SICAV I - Global Su..	COH-AU	Cochlear Limited	2.71%
DWS Top Dividende	BHP-AU	BHP Group Ltd	2.52%
AEGON ASSET Mgmt. Invst. Co. (Ireland) ..	MQG-AU	Macquarie Group, Ltd.	2.50%
JOHCM Umbrella Fund Plc - Global Sele..	FMG-AU	Fortescue Metals Group..	2.50%
Baillie Gifford UK & Bal. Fds. - Global In..	CAR-AU	Carsales.Com Limited	2.47%
Columbia Threadneedle (UK) ICVC - Su..	CSL-AU	CSL Limited	2.42%
Baring Global Umbrella Fund - Global L..	JLG-AU	Johns Lyng Group Ltd	2.37%



Top Sector Holdings, %

Fund Name	Sector	Weight (%)
Acatis Aktien Global Fonds UI	Materials	4.57%
FP WHEB Asset Mgmt. Fds. - Sustainab..	Health Care	3.90%
FTIF SICAV - Franklin Global Growth Fu..	Health Care	3.30%
Hermes Invst. Funds Plc - Impact Oppor..	Industrials	3.28%
Baring Global Umbrella Fund - Global L..	Industrials	3.20%
First Sentier Investors ICVC - Stewart I..	Health Care	3.11%
M&G (Lux) Investment Funds 1 - Positiv..	Industrials	3.04%
Lazard Investment Funds - Global Equi..	Financials	2.84%
abrdn Global Sust. and Resp. Investme..	Health Care	2.75%
SEB Fund 1 - Global Climate Opportunit..	Industrials	2.75%
Aberdeen Standard SICAV I - Global Su..	Health Care	2.71%
DWS Top Dividende	Materials	2.52%
AEGON ASSET Mgmt. Invst. Co. (Ireland) ..	Financials	2.50%
JOHCM Umbrella Fund Plc - Global Sele..	Materials	2.50%
Baillie Gifford UK & Bal. Fds. - Global In..	Communication Services	2.47%

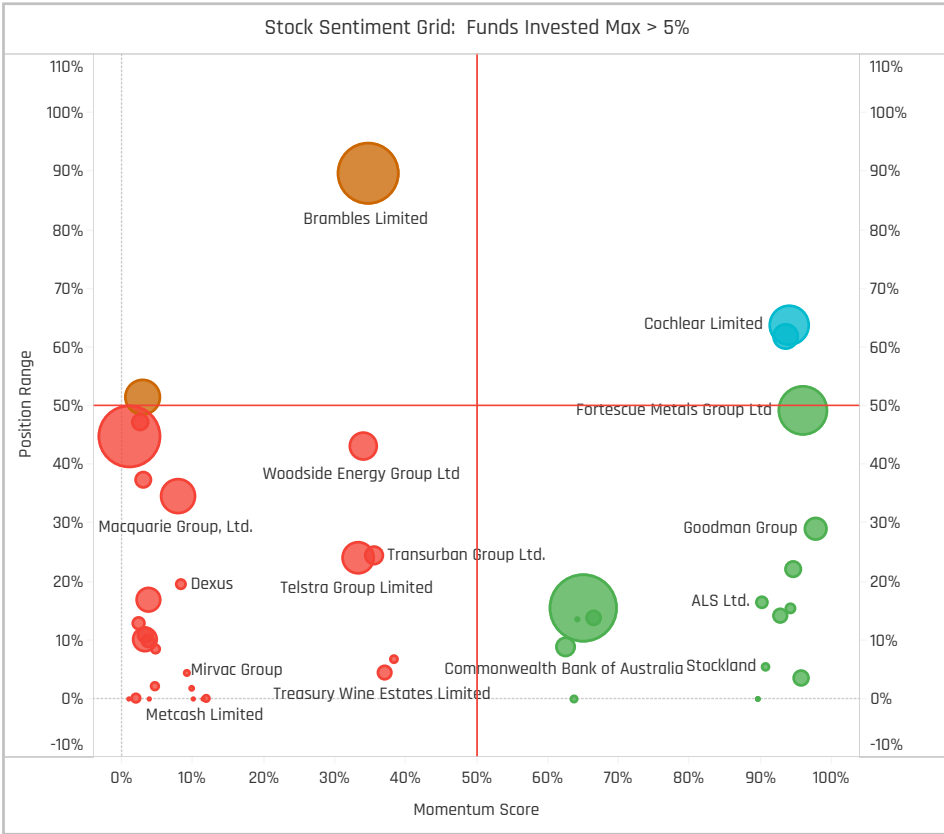
Top Stock Holdings, \$

Fund Name	Ticker	Stock Name	Value (\$)
American Funds Capital World Growth ..	FMG-AU	Fortescue Metals Group ..	\$1,557M
DWS Top Dividende	BHP-AU	BHP Group Ltd	\$493M
First Eagle Global Fund	NEM-AU	Newmont Corporation R..	\$324M
American Funds Capital World Growth ..	BHP-AU	BHP Group Ltd	\$215M
DWS Top Dividende	WDS-AU	Woodside Energy Group ..	\$184M
St. James's Place International Equity ..	BHP-AU	BHP Group Ltd	\$173M
American Funds Capital World Growth ..	TWE-AU	Treasury Wine Estates Li..	\$162M
Old Westbury Large Cap Strategies Fu..	CSL-AU	CSL Limited	\$154M
American Funds New Perspective Fund	GMG-AU	Goodman Group	\$128M
Guinness Asset Mgmt. Fund Plc - Globa..	SHL-AU	Sonic Healthcare Limited	\$118M
American Funds Capital World Growth ..	MQG-AU	Macquarie Group, Ltd.	\$115M
American Funds Capital World Growth ..	CSL-AU	CSL Limited	\$104M
Old Westbury Large Cap Strategies Fu..	BHP-AU	BHP Group Ltd	\$103M
Swedbank Robur Allemansfond Kompl..	TWE-AU	Treasury Wine Estates Li..	\$78M
American Funds Capital World Growth ..	ALL-AU	Aristocrat Leisure Limite..	\$67M

Largest Changes in Fund Weight, %

Fund Name	New or C..	Change
Alger Global Focus Fund		2.08%
Baring Global Umbrella Fund - Gl..		1.38%
Hermes Inv. Funds Plc - Impact ..		1.10%
Acatis Aktien Global Fonds UI		1.03%
FP WHEB Asset Mgmt. Fds. - Su..		0.81%
JPMorgan Investment Funds - G.. New		0.71%
Swedbank Robur Kapitalinvest		0.65%
JPMorgan Funds - Global Growt.. Close		-1.09%
Jupiter Asset Mgmt. Series plc ..		-1.11%
Merian Investment Funds Series..		-1.22%
Ninety One Glb. Strat. Fd. - Glob..		-1.33%
Deka-MegaTrends		-1.39%
Ninety One Glb. Strat. Fd. - Glob..		-2.05%
BNP Paribas Funds - Sustainabl..		-2.27%

Ave Wgt Δ	Funds Invested Δ	Fund Flows, \$	Av Wgt vs ACWI Δ	Funds O/W % Δ
-0.04%	-2.06%	(\$28M)	-0.02%	-1.75%



Aggregate Stock Holdings Changes

Ticker	Stock Name	Funds Invested % Δ	Average Weight Δ	Fund Flows, \$
NEM-AU	Newmont Corporation Registe..	0.88%	0.00%	\$372M
VNT-AU	Ventia Services Group Limited	0.59%	0.00%	\$0M
IAG-AU	Insurance Australia Group Limi..	0.59%	0.00%	(\$35M)
GMG-AU	Goodman Group	0.59%	0.00%	\$8M
WDS-AU	Woodside Energy Group Ltd	0.29%	-0.01%	(\$157M)
WES-AU	Wesfarmers Limited	0.29%	0.00%	\$2M
WEB-AU	Webjet Limited	0.29%	0.00%	\$1M
COL-AU	Coles Group Ltd.	-0.88%	0.00%	(\$12M)
BSL-AU	Bluescope Steel Limited	-0.88%	0.00%	(\$5M)
S3Z-AU	South32 Ltd.	-1.18%	0.00%	(\$1M)
AZJ-AU	Aurizon Holdings Ltd.	-1.18%	0.00%	(\$4M)
BHP-AU	BHP Group Ltd	-1.47%	-0.01%	(\$93M)
WTC-AU	Wisetech Global Ltd.	-1.76%	0.00%	(\$3M)
NCM-AU	Newcrest Mining Limited	-2.05%	-0.01%	(\$170M)

Largest Fund Flows, \$

Fund Name	New or Cl..	Flow
First Eagle Global Fund		\$208M
Swedbank Robur Kapitalinvest		\$32M
JPMorgan Investment Funds - .. New		\$25M
Old Westbury Large Cap Strate..		\$20M
Royal London Equity Funds ICV..		\$16M
Swedbank Robur Allemansfond..		\$15M
Allianz Interglobal		\$9M
AB SICAV I - Low Volatility Equi..		(\$17M)
BNP Paribas Funds - Sustainabl..		(\$21M)
St. James's Place International..		(\$23M)
Deka-MegaTrends		(\$24M)
BNY Mellon Investment Fds. - G..		(\$35M)
American Funds Capital World ..		(\$51M)
Deka - DividendenStrategie Close		(\$83M)

Largest Fund Level Changes in Stock Weight, %

Fund Name	Stock Name	New ..	Change
DWS Invest - CROCI Global Dividen..	Santos Limited	New	2.12%
Alger Global Focus Fund	Wisetech Global Ltd.	New	1.60%
Ninety One Glb. Strat. Fd. - Global ..	Brambles Limited	New	1.24%
Hermes Inv. Funds Plc - Impact O..	Brambles Limited		1.10%
Acatis Aktien Global Fonds UI	Fortescue Metals Group L..		1.03%
Covea Actions Monde	Cochlear Limited	New	0.94%
Quoniam Fds. Selection SICAV - Gl..	Telstra Group Limited	New	0.93%
Ninety One Glb. Strat. Fd. - Global ..	Santos Limited	Close	-0.96%
Ninety One Glb. Strat. Fd. - Global ..	IGO Limited	Close	-0.99%
Ninety One Glb. Strat. Fd. - Global ..	IGO Limited		-1.02%
JPMorgan Funds - Global Growth F..	IDP Education Ltd.	Close	-1.09%
Ninety One Glb. Strat. Fd. - Global ..	Santos Limited		-1.21%
BNP Paribas Funds - Sustainable ..	Telstra Group Limited	Close	-1.31%
DWS Invest - CROCI Global Dividen..	Woodside Energy Group ..	Close	-2.10%

Sector Holding Changes: [Funds Invested Δ] / [Ave Wgt Δ] / Fund Flows, \$

Sector	Ave Wgt Δ	Funds Invested Δ	Fund Flows, \$
Multi	0.00%	0.00%	
Health Care	0.00%	0.01%	\$32M
Consumer Staples	-0.59%	0.00%	\$12M
Consumer Discretionary	-0.59%	0.00%	\$0M
Communication Services	-0.59%	0.00%	(\$46M)
Financials	-0.59%	0.00%	\$16M
Real Estate	-0.88%	0.00%	\$6M
Utilities	-0.88%	0.00%	(\$5M)
Energy	-1.18%	-0.02%	(\$183M)
Materials	-1.47%	-0.02%	\$112M
Information Technology	-1.47%	0.00%	\$23M
Industrials	-2.35%	0.00%	\$4M

Largest Changes in Fund Sector Weight, %

Fund Name	New o..	Sector	Change
Alger Global Focus Fund	New	Information Technology	1.60%
Ninety One Glb. Strat. Fd. - Global St..	New	Industrials	1.24%
Hermes Inv. Funds Plc - Impact Opp..		Industrials	1.10%
Acatis Aktien Global Fonds UI		Materials	1.03%
Quoniam Fds. Selection SICAV - Glo..	New	Communication Services	0.93%
FP WHEB Asset Mgmt. Fds. - Sustai..		Health Care	0.81%
Baring Global Umbrella Fund - Globa..		Industrials	0.79%
Ninety One Glb. Strat. Fd. - Global St..	Close	Energy	-0.96%
Ninety One Glb. Strat. Fd. - Global St..	Close	Materials	-0.99%
Ninety One Glb. Strat. Fd. - Global D..		Materials	-1.02%
JPMorgan Funds - Global Growth Fu..	Close	Consumer Discretionary	-1.09%
BNP Paribas Funds - Sustainable Gl..		Consumer Staples	-1.18%
Ninety One Glb. Strat. Fd. - Global D..		Energy	-1.21%
BNP Paribas Funds - Sustainable Gl..	Close	Communication Services	-1.31%

Largest Fund Level Stock Inflows/Outflows, \$

Fund Name	Stock Name	New..	Flow
First Eagle Global Fund	Newmont Corporation Re..	New	\$356M
American Funds Capital World Gro..	CSL Limited		\$48M
Swedbank Robur Kapitalinvest	Computershare Limited	New	\$28M
American Funds Capital World Gro..	Macquarie Group, Ltd.		\$25M
JPMorgan Investment Funds - Glob..	QBE Insurance Group Lim..	New	\$25M
Old Westbury Large Cap Strategies..	CSL Limited		\$22M
American Funds Capital World Gro..	Fortescue Metals Group L..		\$19M
AB SICAV I - Low Volatility Equity P..	Telstra Group Limited		(\$25M)
St. James's Place International Eq..	BHP Group Ltd		(\$33M)
BNY Mellon Investment Fds. - Glob..	Insurance Australia Grou..		(\$35M)
Deka - DividendenStrategie	Sonic Healthcare Limited	Close	(\$36M)
Deka - DividendenStrategie	BHP Group Ltd	Close	(\$46M)
First Eagle Global Fund	Newcrest Mining Limited	Close	(\$147M)
American Funds Capital World Gro..	Woodside Energy Group ..		(\$152M)

DISCLAIMER

This report is published by, and remains the copyright of, Copley Fund Research Limited. Unless otherwise agreed with Copley Fund Research Limited, this report may only be used by the permitted recipients and shall not be provided to any third parties. Receipt of this report should not be taken as permission to reproduce, copy or use any of the charts or data in internal or external presentations. To do so requires separate permission from Copley Fund Research Limited.

Copley Fund Research Limited uses reasonable efforts to obtain information from reliable sources, but all Publications are provided on an "as is" basis without representation or warranty of any kind (neither express nor implied) and Copley Fund Research disclaims liability for any Publication not being complete, accurate, suitable and relevant for the recipient.

The comments in this publication are for general information purposes only and do not constitute personalised financial advice. No consideration has been taken of your personal financial situation or investment goals in preparing this publication and the distribution of this publication is not a personalised service under the Financial Advisers Act 2008. If you wish to receive personalised financial advice, please contact your Investment Advisor.

Further, nothing in this report shall constitute or be deemed to constitute investment advice or a recommendation or an offer or solicitation and is not the basis for any contract to purchase or sell any security or other instrument. Should you undertake any such activity based on information contained in this report, you do so entirely at your own risk and Copley Fund Research shall have no liability whatsoever for any loss, damage, costs or expenses incurred or suffered by you as a result.

For US Investors this report is solely for Institutional use – not for public distribution.

For Canadian investors this report is solely for use by accredited investors.

