



Asia Ex-Japan Equity
Active Fund Ownership Report
11/30/2023

Asia Ex-Japan Equity Active Fund Ownership Report

11/30/2023

Introduction

In this data report, we analyse the holdings of actively managed Asia Ex-Japan Equity Funds. The current fund sample spans 100 funds with a combined AUM of \$53.98Bn. The majority of strategies benchmark the MSCI All Country Asia Ex-Japan Index

We analyse the latest published filings for all funds and aggregate together as of 11/30/2023. We show the most recent snapshot in positioning, time series data going back to 7/31/2011 and recent allocation shifts by the managers in our analysis.

Relative benchmark positioning is measured against the iShares Tr. - MSCI All Country Asia ex-Japan ETF (AAXJ) - proportionally adjusted to remove any cash holdings to better replicate the index.

All Cash Flow calculations are on a best estimates basis. We use monthly position changes and month end prices to estimate the net buying and selling value for each stock within each fund in our analysis.

Contents

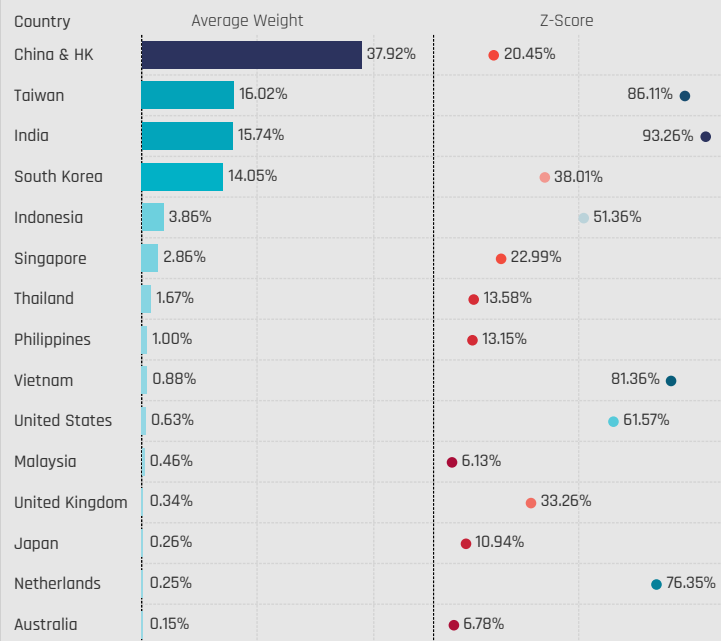
Country Allocations	3
Sector Group Allocations	9
Sector Allocations	13
Country / Sector Allocations	19
Stock Allocations	25
Sector Profiles	29
Country Profiles	52

Country Allocations

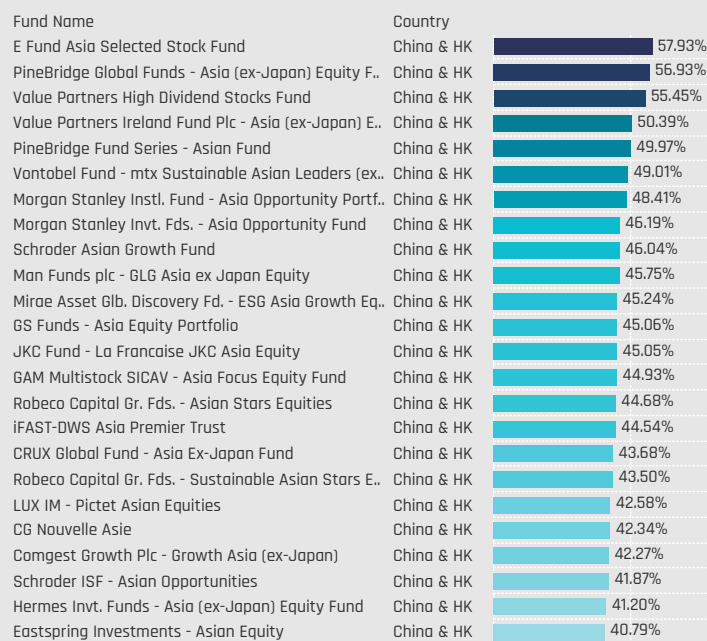


Country Allocations

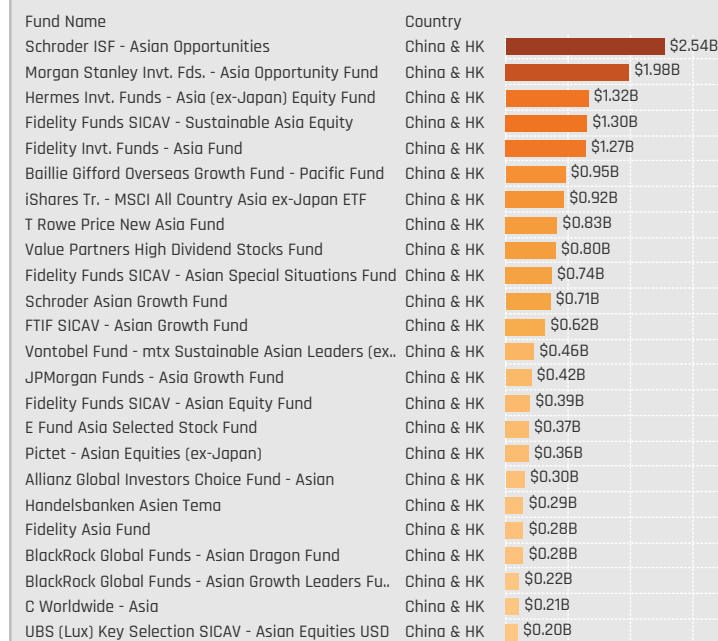
Major Countries: Average Fund Weights / Z-Score (7/31/2011 - Present)



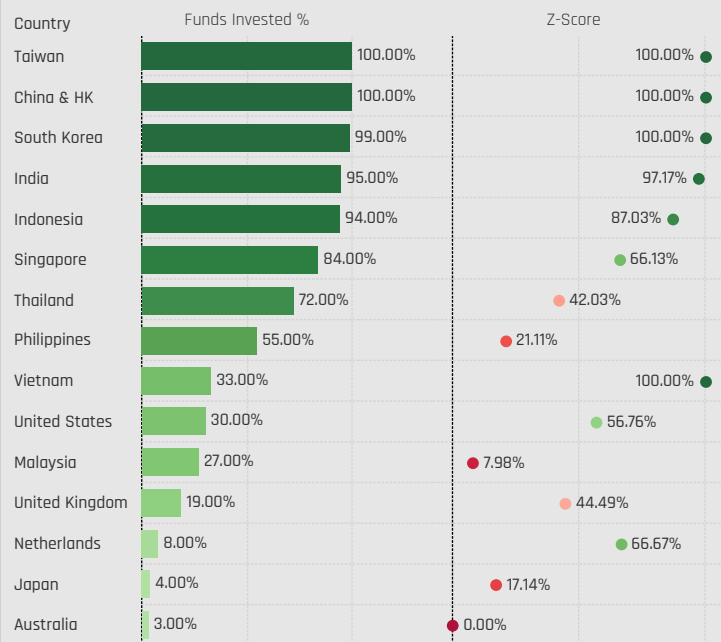
Largest Fund Country Weights, % [China & HK]



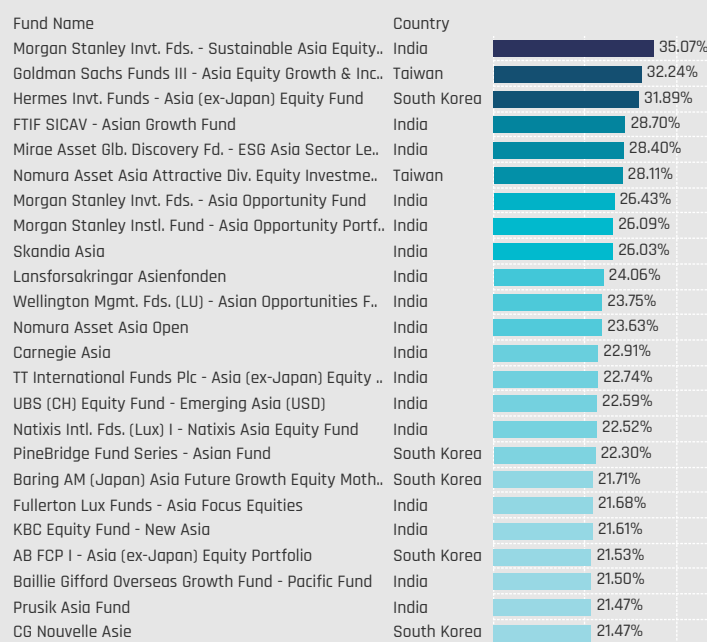
Largest Fund Country AUM, \$ [China & HK]



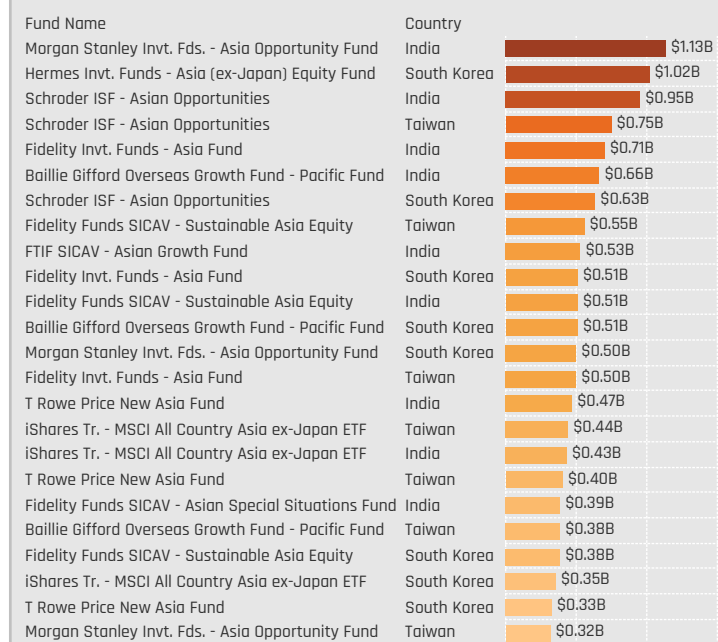
Major Countries: Funds Invested %



Largest Fund Country Weights, % [Ex-China & HK]

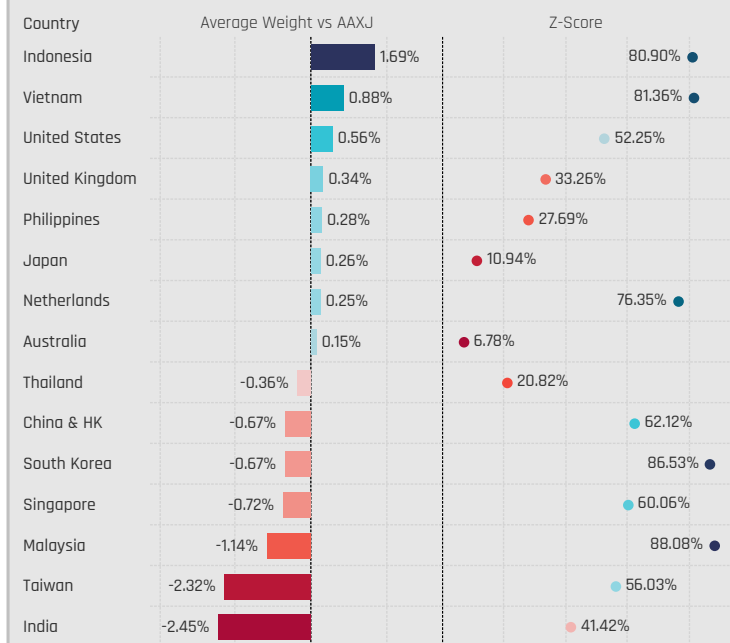


Largest Fund Country AUM, \$ [Ex-China & HK]

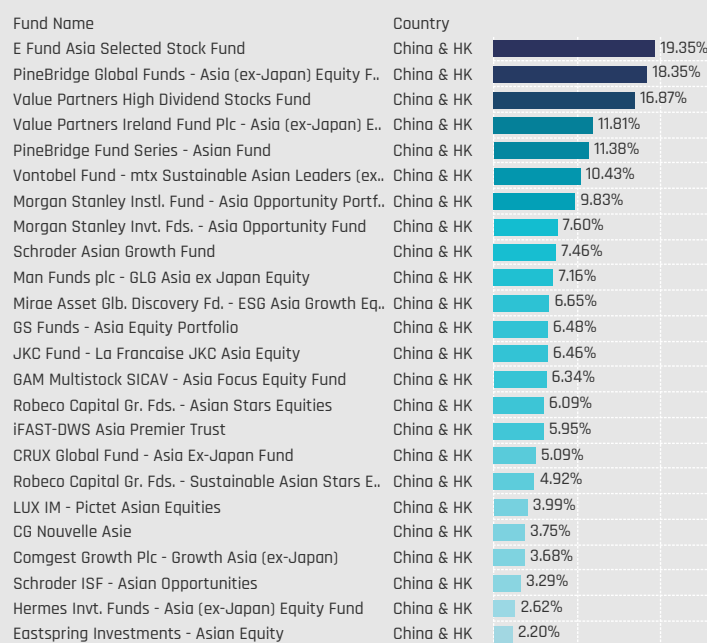


Country Allocations Relative to Benchmark

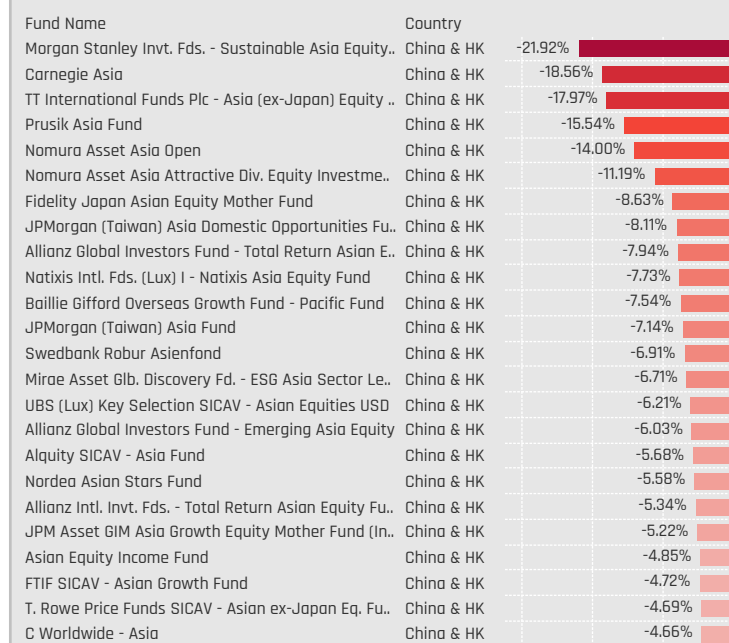
Major Countries: Average Weight vs AAXJ / Z-Score (7/31/2011 - Present)



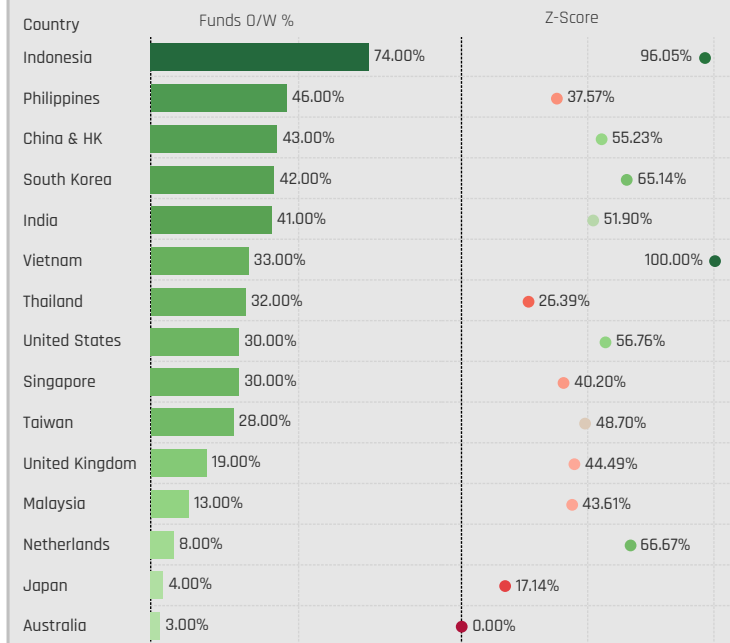
Largest Fund Country Overweights, % [China & HK]



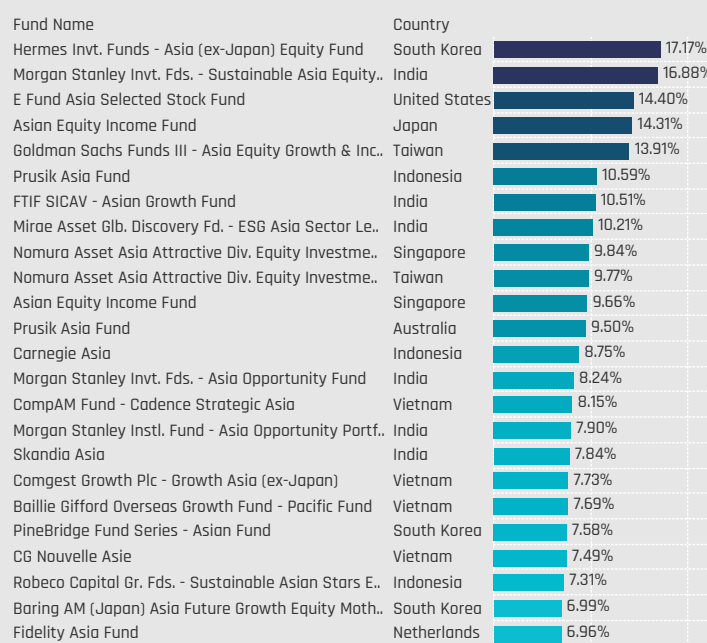
Largest Fund Country Underweights, % [China & HK]



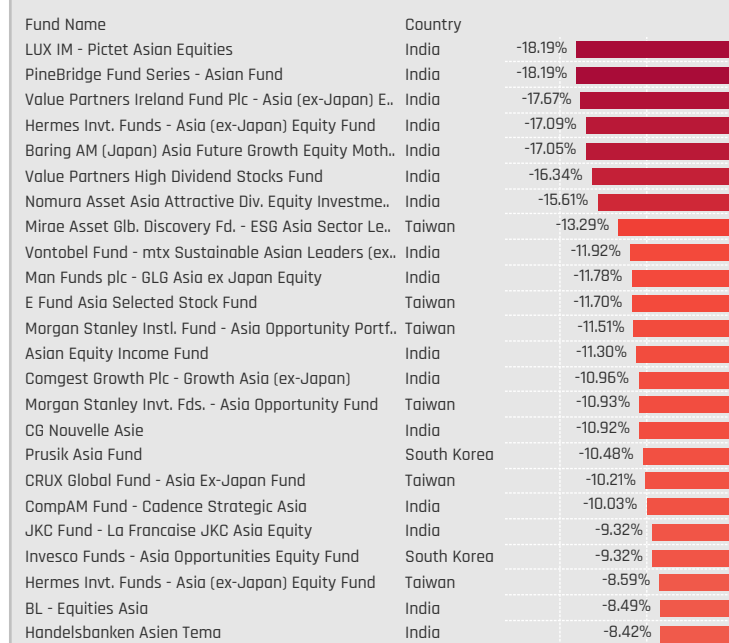
Major Countries: Funds Overweight % / Z-Score (7/31/2011 - Present)



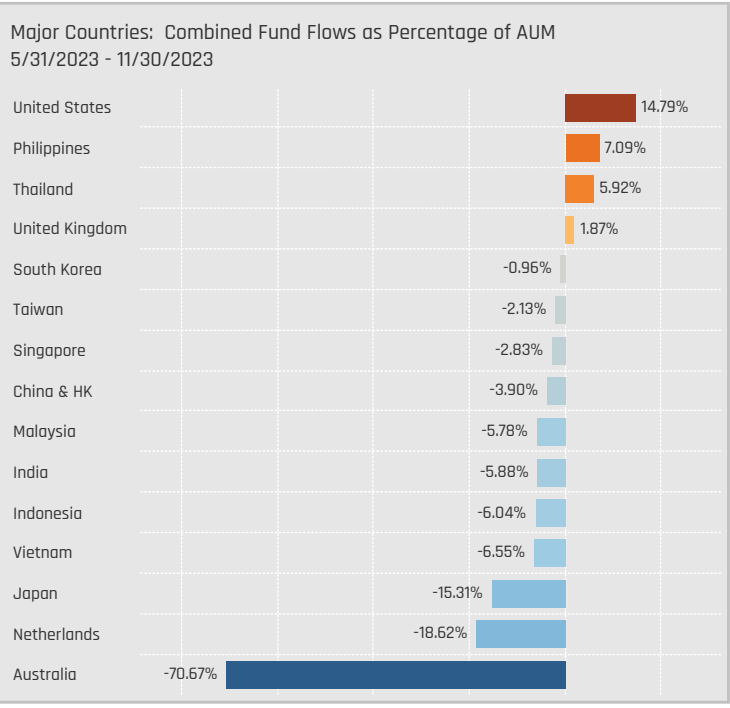
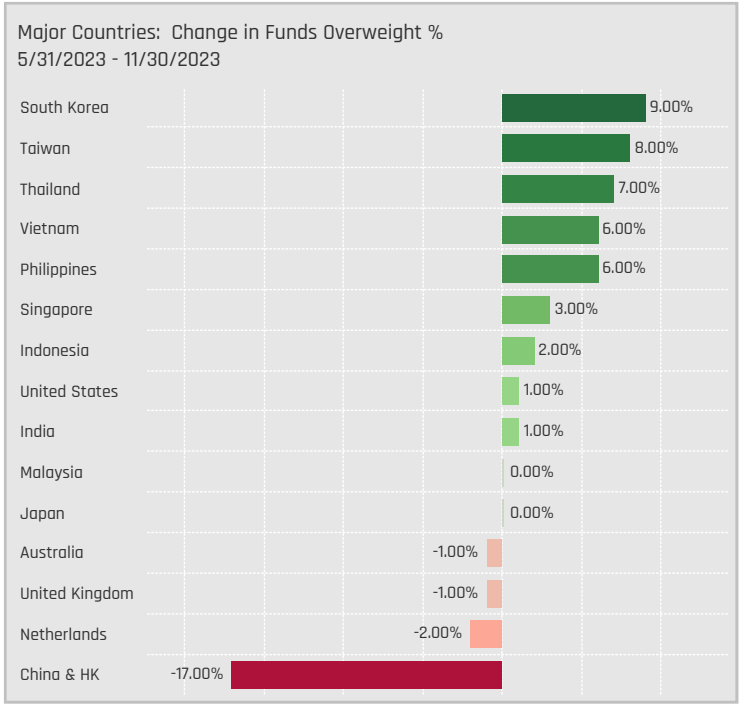
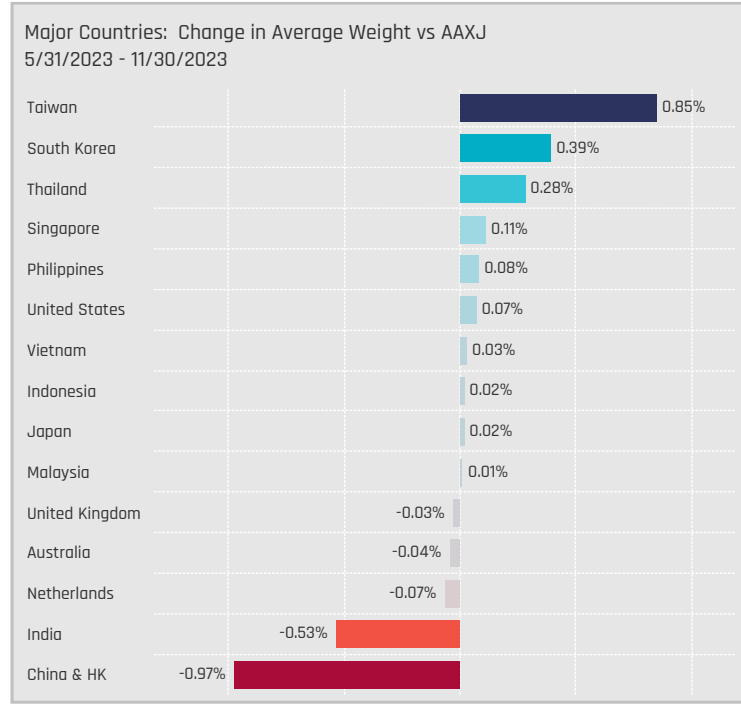
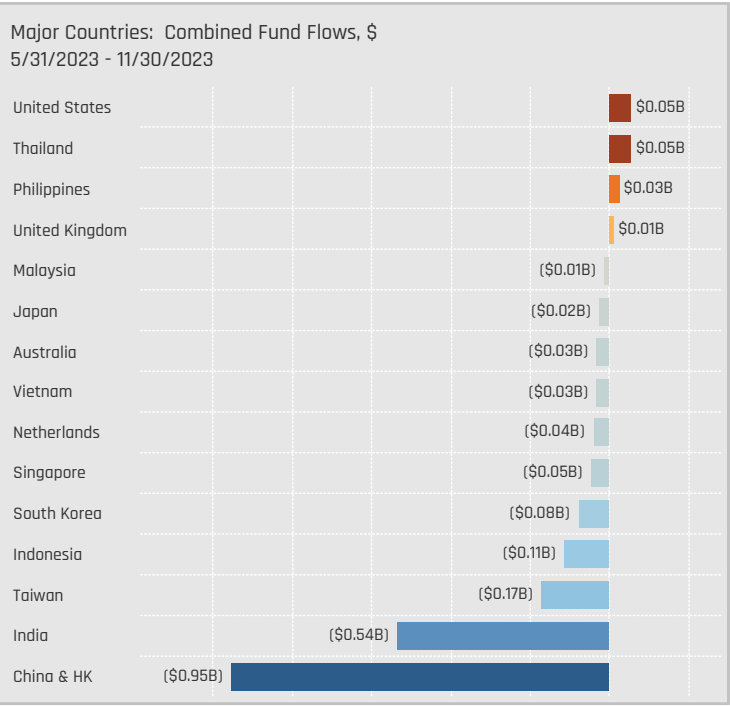
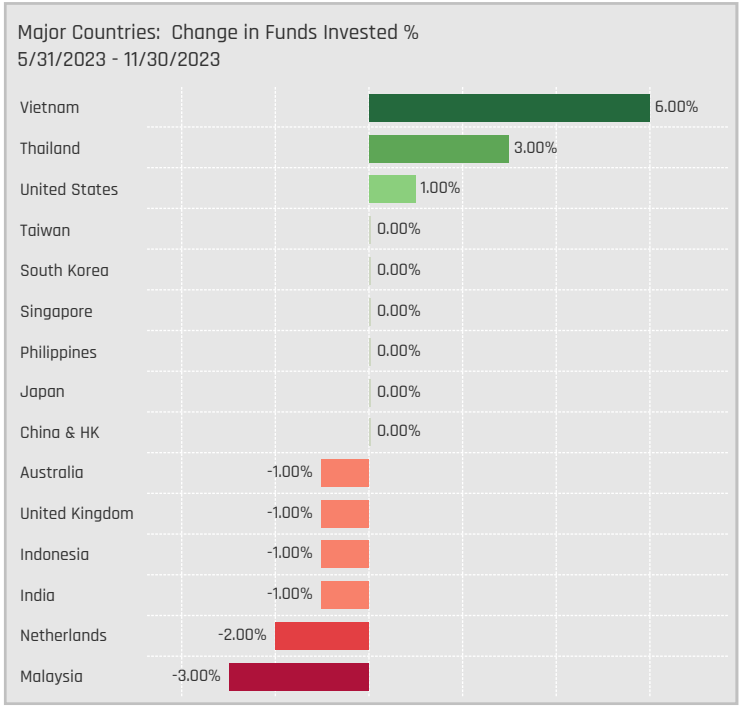
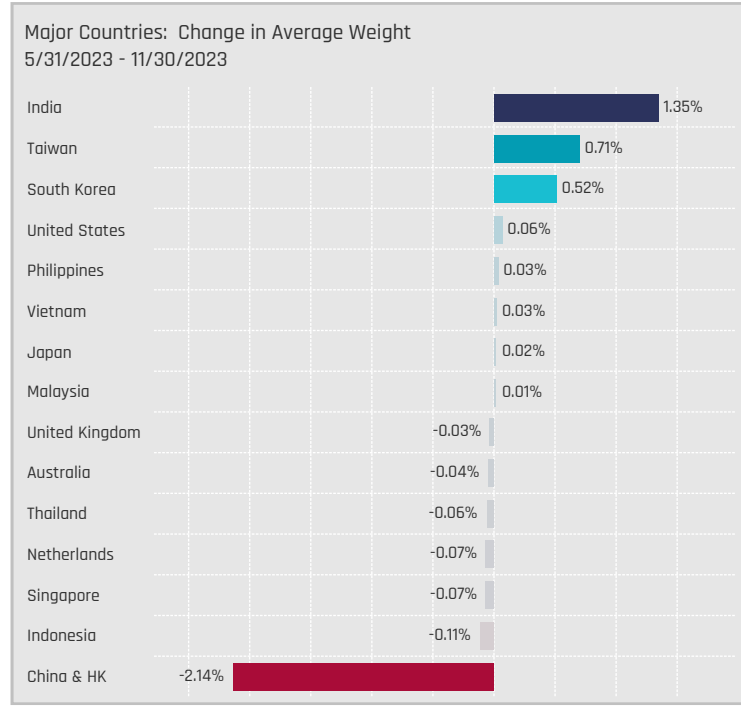
Largest Fund Country Overweights, % [Ex-China & HK]



Largest Fund Country Underweights, % [Ex-China & HK]



Country Allocation Changes [Aggregate]



Country Allocation Changes [Fund Level]

Largest Changes in Country Weight, % [China & HK], 5/31/2023 - 11/30/2023

Fund Name	New or Closed	Country	Fund Weight, %	Weight Change, %
Value Partners Ireland Fund Plc - Asia (ex-Japa..		China & HK	50.39%	13.97%
Matthews Asia Funds - Asia (ex-Japan) Total R..		China & HK	40.63%	8.07%
Fidelity Invt. Funds - Emerging Asia Fund		China & HK	40.70%	3.66%
Fidelity Funds SICAV - Asian Equity Fund		China & HK	40.35%	3.61%
PineBridge Global Funds - Asia (ex-Japan) Equit..		China & HK	55.93%	2.78%
Fidelity Funds SICAV - Sustainable Asia Equity		China & HK	40.54%	2.57%
Handelsbanken Asien Tema		China & HK	38.18%	2.04%
CompAM Fund - Cadence Strategic Asia		China & HK	37.66%	2.04%
Allianz Intl. Invt. Fds. - Total Return Asian Equit..		China & HK	33.24%	1.50%
E Fund Asia Selected Stock Fund		China & HK	57.93%	1.16%
Robeco Capital Gr. Fds. - Sustainable Asian Sta..		China & HK	43.50%	0.94%
Robeco Capital Gr. Fds. - Asian Stars Equities		China & HK	44.68%	0.64%
Natixis Intl. Fds. (Lux) I - Natixis Asia Equity Fund		China & HK	30.86%	-6.38%
HSBC GIF - Asia (ex-Japan) Equity		China & HK	35.71%	-6.53%
Skandia Asia		China & HK	34.70%	-6.66%
Nikko AM Global Umbrella Fund - Asia (ex-Japa..		China & HK	40.22%	-6.69%
Lansforsakringar Asienfonden		China & HK	34.48%	-6.88%
T. Rowe Price Funds SICAV - Asian ex-Japan Eq...		China & HK	33.90%	-6.98%
AB FCP I - Asia (ex-Japan) Equity Portfolio		China & HK	38.29%	-7.06%
Alquity SICAV - Asia Fund		China & HK	32.90%	-7.20%
Value Partners High Dividend Stocks Fund		China & HK	55.45%	-7.34%
Nordea 1 - Asian Stars Equity Fund		China & HK	34.57%	-7.63%
BNP Paribas Funds - Asia ex-Japan Equity		China & HK	35.02%	-8.59%
Nordea Asian Stars Fund		China & HK	33.00%	-8.74%

Largest Country Level Fund Flows, \$. [China & HK] 5/31/2023 - 11/30/2023

Fund Name	New or Closed	Country	Fund AUM, \$	Fund Flows, \$
Hermes Invt. Funds - Asia (ex-Japan) Equity Fu..		China & HK	\$1,319M	\$140.3M
Fidelity Funds SICAV - Sustainable Asia Equity		China & HK	\$1,305M	\$104.9M
Fidelity Funds SICAV - Asian Equity Fund		China & HK	\$393M	\$62.2M
Matthews Asia Funds - Asia (ex-Japan) Total R..		China & HK	\$178M	\$48.0M
Schroder Asian Growth Fund		China & HK	\$714M	\$29.4M
Baillie Gifford Overseas Growth Fund - Pacific F..		China & HK	\$955M	\$18.2M
KBC Equity Fund - New Asia		China & HK	\$110M	\$13.5M
Invesco Funds - Asia Opportunities Equity Fund		China & HK	\$133M	\$9.0M
PineBridge Fund Series - Asian Fund		China & HK	\$80M	\$8.7M
Schroder ISF - Asian Opportunities		China & HK	\$2,539M	\$7.4M
Vontobel Fund - mtx Sustainable Asian Leaders..		China & HK	\$459M	\$5.6M
Fidelity Invt. Funds - Emerging Asia Fund		China & HK	\$44M	\$5.5M
T. Rowe Price Funds SICAV - Asian ex-Japan Eq...		China & HK	\$194M	(\$30.3M)
LUX IM - Pictet Asian Equities		China & HK	\$132M	(\$38.0M)
BlackRock Global Funds - Asian Growth Leaders..		China & HK	\$218M	(\$40.2M)
LO Funds - Asia High Conviction		China & HK	\$136M	(\$41.6M)
BNP Paribas Funds - Asia ex-Japan Equity		China & HK	\$103M	(\$44.6M)
Fidelity Asia Fund		China & HK	\$284M	(\$46.4M)
BlackRock Global Funds - Asian Dragon Fund		China & HK	\$278M	(\$51.4M)
AB FCP I - Asia (ex-Japan) Equity Portfolio		China & HK	\$124M	(\$75.3M)
Morgan Stanley Invt. Fds. - Asia Opportunity Fu..		China & HK	\$1,982M	(\$106.2M)
Fidelity Invt. Funds - Asia Fund		China & HK	\$1,272M	(\$112.1M)
T Rowe Price New Asia Fund		China & HK	\$825M	(\$219.5M)
iShares Tr. - MSCI All Country Asia ex-Japan ETF		China & HK	\$922M	(\$236.2M)

Largest Changes in Country Weight, % [Ex-China & HK], 5/31/2023 - 11/30/2023

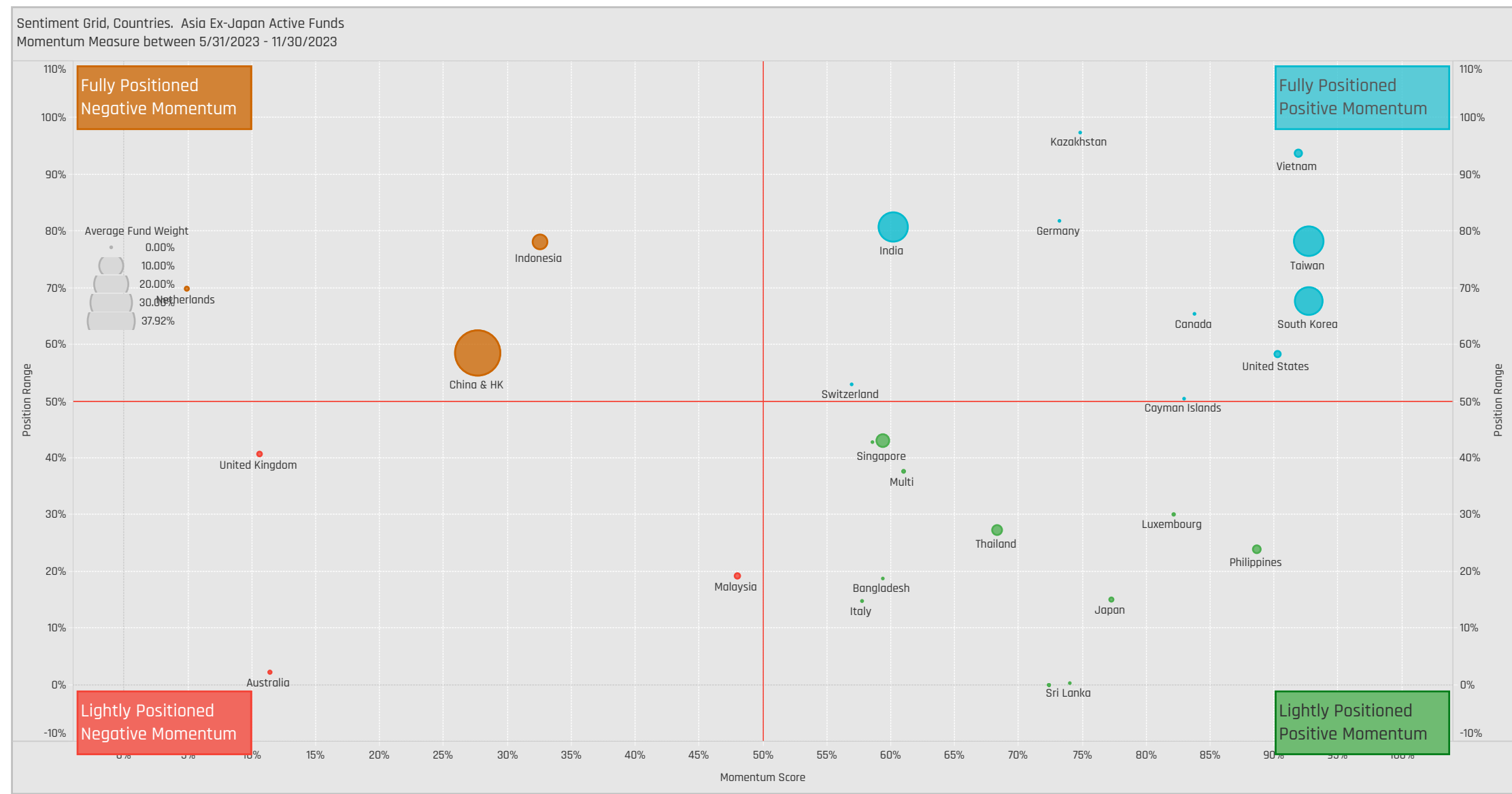
Fund Name	New or Closed	Country	Fund Weight, %	Weight Change, %
T Rowe Price New Asia Fund		India	19.89%	5.76%
KBC Equity Fund - New Asia		India	21.61%	5.67%
Nikko AM Global Umbrella Fund - Asia (ex-Japa..		South Korea	15.12%	5.50%
BlackRock Global Funds - Asian Dragon Fund		India	15.35%	5.15%
BlackRock Asia Fund		India	15.55%	5.10%
T. Rowe Price Funds SICAV - Asian ex-Japan Eq...		India	19.34%	5.05%
CRUX Global Fund - Asia Ex-Japan Fund		India	19.50%	4.93%
Nikko AM Global Umbrella Fund - Asia (ex-Japa..		India	20.95%	4.77%
Goldman Sachs Funds III - Asia Equity Growth &..		Taiwan	32.24%	4.73%
Skandia Asia		India	26.03%	4.49%
Prusik Asia Fund		India	21.47%	4.49%
Value Partners High Dividend Stocks Fund		South Korea	17.89%	4.41%
Nikko AM Global Umbrella Fund - Asia (ex-Japa..		Taiwan	13.23%	-3.16%
KBC Equity Fund - New Asia		Vietnam	0.01%	-3.39%
Fidelity Funds SICAV - Asian Equity Fund		India	15.54%	-3.51%
Fidelity Funds SICAV - Sustainable Asia Equity		India	15.83%	-3.51%
JPMorgan (Taiwan) Asia Fund		India	16.24%	-4.11%
Value Partners Ireland Fund Plc - Asia (ex-Japa..		India	0.52%	-4.12%
Robeco Capital Gr. Fds. - Sustainable Asian Sta..		Taiwan	10.70%	-4.35%
Value Partners Ireland Fund Plc - Asia (ex-Japa..		Singapore	2.05%	-4.98%
Value Partners Ireland Fund Plc - Asia (ex-Japa..		Indonesia	3.23%	-5.65%
Matthews Asia Funds - Asia (ex-Japan) Total R..		Vietnam	6.05%	-6.75%
CompAM Fund - Cadence Strategic Asia		India	8.16%	-7.27%
LUX IM - Pictet Asian Equities	Close	Multi	0.00%	-9.29%

Largest Country Level Fund Flows, \$. [Ex-China & HK] 5/31/2023 - 11/30/2023

Fund Name	New or Closed	Country	Fund AUM, \$	Fund Flows, \$
Baillie Gifford Overseas Growth Fund - Pacific F..		South Korea	\$506M	\$138.0M
Morgan Stanley Invt. Fds. - Asia Opportunity Fu..		South Korea	\$498M	\$66.4M
Hermes Invt. Funds - Asia (ex-Japan) Equity Fu..		South Korea	\$1,021M	\$63.2M
T Rowe Price New Asia Fund		India	\$475M	\$55.0M
Fidelity Funds SICAV - Sustainable Asia Equity		Taiwan	\$553M	\$49.7M
Value Partners High Dividend Stocks Fund		South Korea	\$259M	\$43.7M
Hermes Invt. Funds - Asia (ex-Japan) Equity Fu..	New	United States	\$40M	\$36.5M
Schroder ISF - Asian Opportunities		India	\$947M	\$29.8M
BlackRock Global Funds - Asian Dragon Fund		India	\$115M	\$27.8M
Morgan Stanley Invt. Fds. - Asia Opportunity Fu..		Singapore	\$182M	\$27.8M
Fidelity Funds SICAV - Sustainable Asia Equity		Philippines	\$28M	\$25.5M
Fidelity Funds SICAV - Sustainable Asia Equity		United States	\$62M	\$24.4M
Fidelity Invt. Funds - Asia Fund		Indonesia	\$183M	(\$34.1M)
LUX IM - Pictet Asian Equities	Close	Multi		(\$34.2M)
Matthews Asia Funds - Asia (ex-Japan) Total R..		Vietnam	\$27M	(\$37.3M)
T Rowe Price New Asia Fund		Singapore	\$86M	(\$41.2M)
Fidelity Invt. Funds - Asia Fund		India	\$705M	(\$52.5M)
Fidelity Funds SICAV - Asian Equity Fund		India	\$151M	(\$56.1M)
Fidelity Funds SICAV - Sustainable Asia Equity		South Korea	\$382M	(\$69.7M)
iShares Tr. - MSCI All Country Asia ex-Japan ETF		South Korea	\$352M	(\$84.3M)
iShares Tr. - MSCI All Country Asia ex-Japan ETF		India	\$435M	(\$90.8M)
iShares Tr. - MSCI All Country Asia ex-Japan ETF		Taiwan	\$438M	(\$117.1M)
Morgan Stanley Invt. Fds. - Asia Opportunity Fu..		India	\$1,134M	(\$170.9M)
Fidelity Funds SICAV - Sustainable Asia Equity		India	\$510M	(\$224.7M)

Country Sentiment Grid

We combine the latest Country positioning, long-term positioning and short-term fund activity in the 'Sentiment Grid', below. The Y-Axis measures where today's ownership levels in each Country sit relative to the long-term range. We calculate the Z-Score of today's average weight, funds invested % and funds o/w %, relative to all monthly observations in our fund history (going back to 7/31/2011). A figure close to 100% would indicate today's positioning is close to its maximum ever level, a figure close to zero, the lowest. The X-axis provides a measure of short-term fund activity, or 'Momentum', by looking at the changes in average weight, funds invested % and funds o/w % between 5/31/2023 and 11/30/2023, relative to each Country. A figure above 50% means a Country has seen relative increases in ownership, a figure below 50% indicates a relative decrease in positioning. The size of the bubble represents the average weight of each Country.



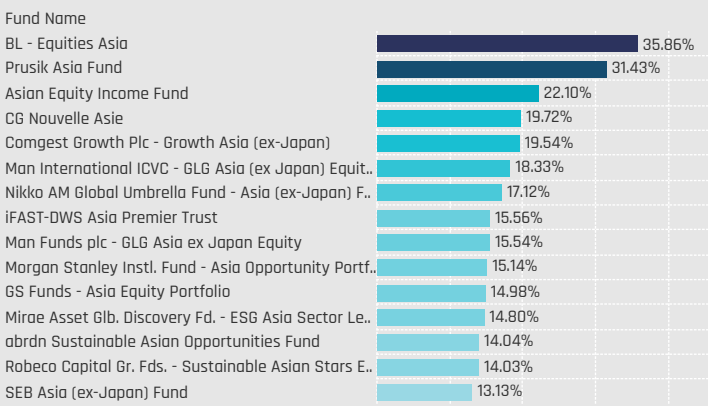
Position Range: Average of:
Z-Score Average Weight vs history
Z-Score Funds Invested % vs history
Z-Score Funds O/W % vs history

Momentum Score: Average of:
Change in Average Weight (Percentile vs Peers)
Change in Funds Invested % (Percentile vs Peers)
Change in Funds O/W % (Percentile vs Peers)

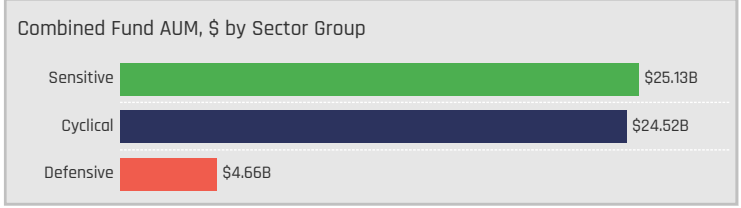
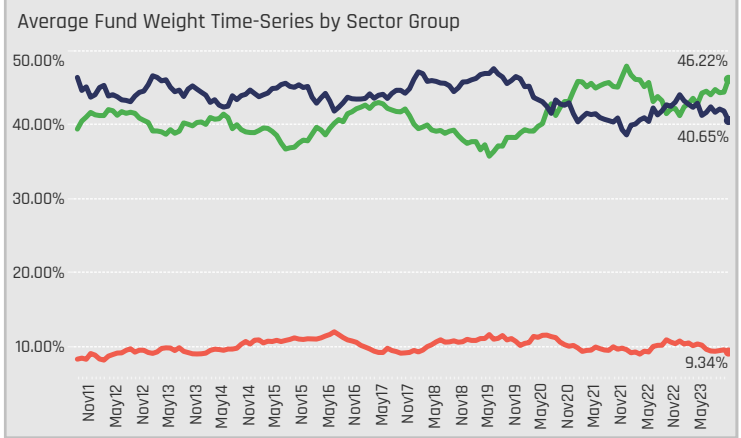
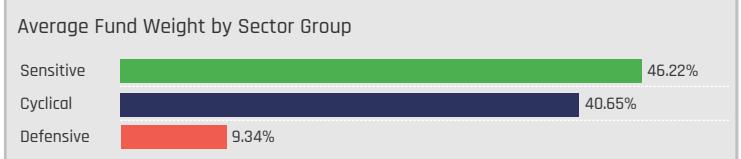
Sector Group Allocations

Sector Group Allocations

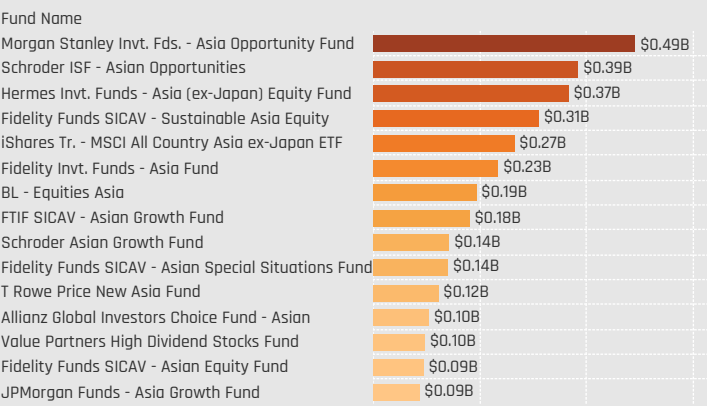
Defensive: Largest Fund Weights, %



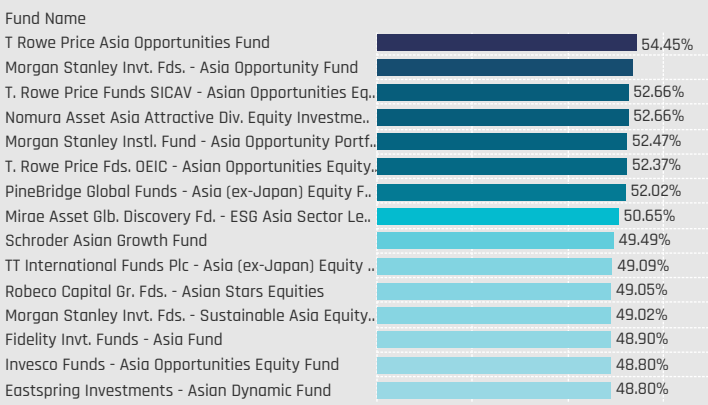
Defensives: Consumer Staples, Health Care, Utilities
 Cyclical: Consumer Discretionary, Financials, Materials, Real Estate
 Sensitive: Communication Services, Energy, Industrials, Information Technology



Defensive: Largest Fund AUM, \$



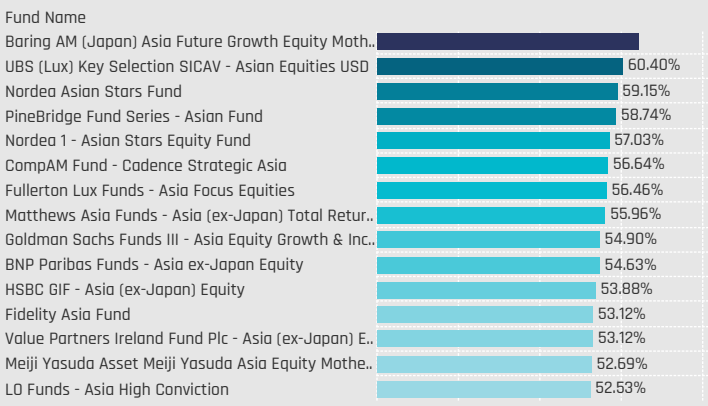
Cyclical: Largest Fund Weights, %



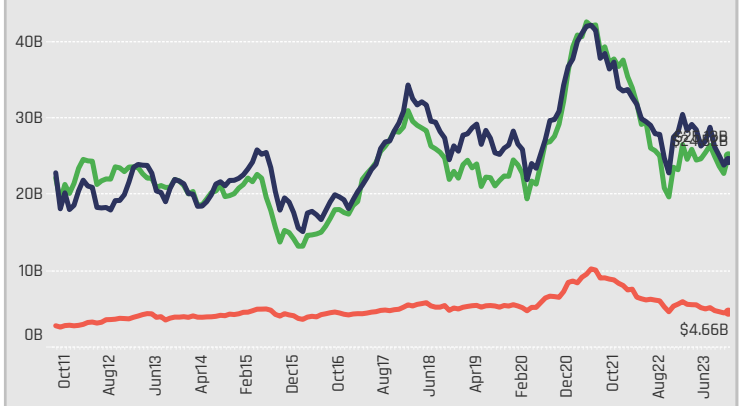
Cyclical: Largest Fund AUM, \$



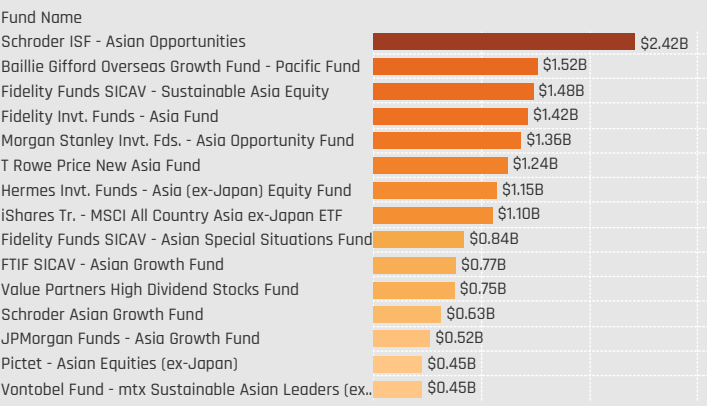
Sensitive: Largest Fund Weights, %



Combined Fund AUM, \$ Time-Series by Sector Group

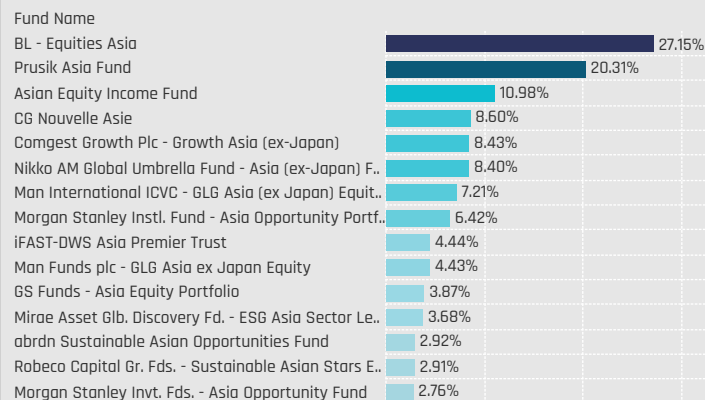


Sensitive: Largest Fund AUM, \$



Sector Group Allocations Relative to Benchmark

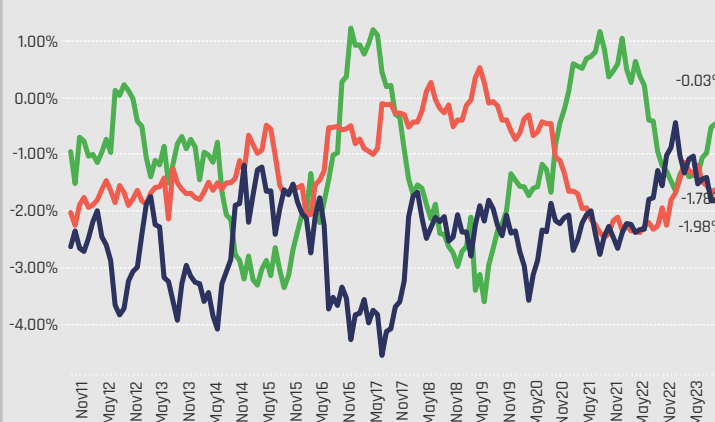
Defensive: Largest Overweight Allocations, %



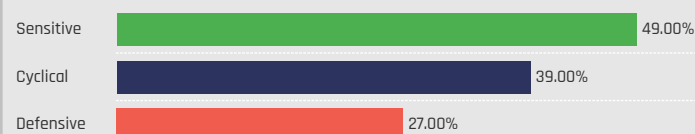
Average Fund Weight vs AAXJ by Sector Group



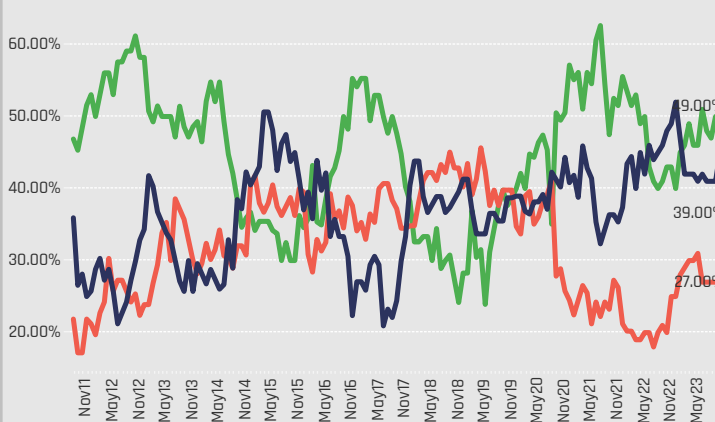
Average Fund Weight vs AAXJ Time-Series by Sector Group



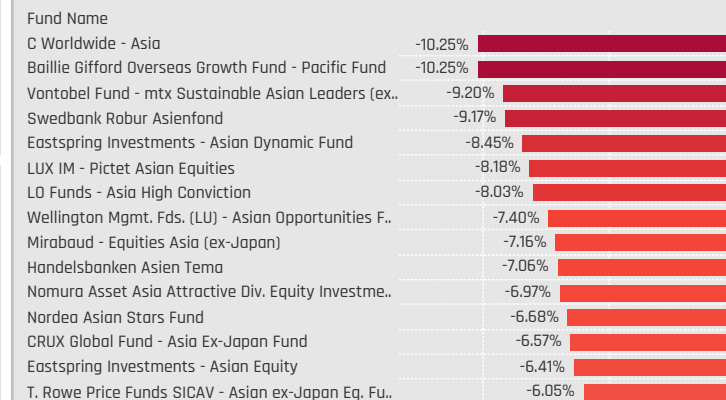
Percentage of Funds Overweight the AAXJ by Sector Group



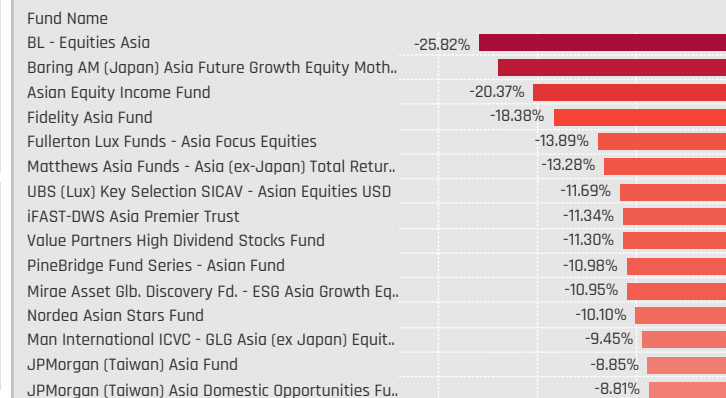
Percentage of Funds Overweight the AAXJ Time-Series by Sector Group



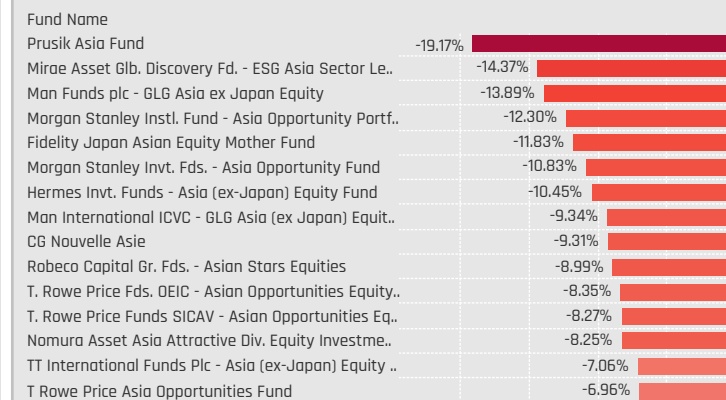
Defensive: Largest Underweight Allocations, %



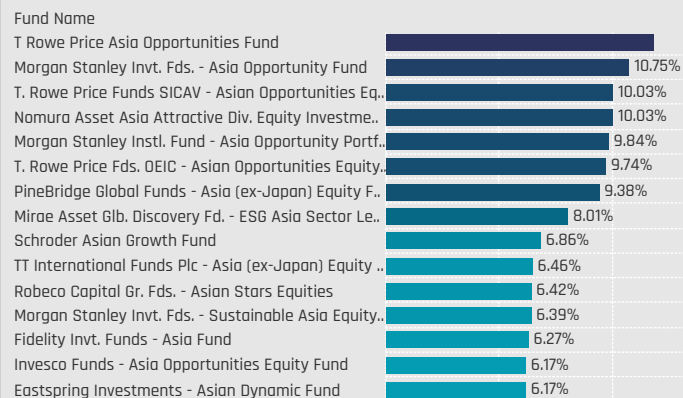
Cyclical: Largest Underweight Allocations, %



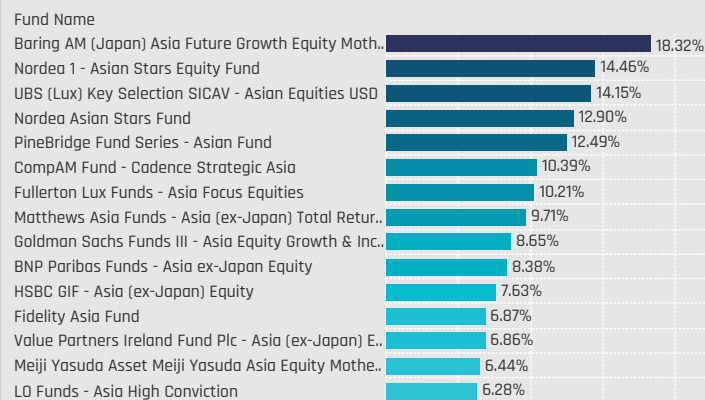
Sensitive: Largest Underweight Allocations, %



Cyclical: Largest Overweight Allocations, %



Sensitive: Largest Overweight Allocations, %



Sector Group Allocation Changes [Fund Level]

Defensives: Largest Changes in Fund Weight, %, 5/31/2023 - 11/30/2023

Fund Name	New or Closed	Fund Weight, %	Weight Change, %
FTIF SICAV - Asian Growth Fund		9.82%	2.36%
Morgan Stanley Instl. Fund - Asia Opportunity Portfolio		15.14%	2.25%
SEB Asia (ex-Japan) Fund		13.13%	1.98%
Baring International Umbrella Fund - Asia Growth Fund		8.87%	1.96%
Fidelity Inv. Funds - Emerging Asia Fund		9.79%	1.54%
Fidelity Funds SICAV - Asian Equity Fund		9.74%	1.53%
Schroder Asian Growth Fund		9.21%	1.45%
HSBC GIF - Asia (ex-Japan) Equity		8.78%	-3.87%
Natixis Intl. Fds. (Lux) I - Natixis Asia Equity Fund		7.32%	-4.52%
CompAM Fund - Cadence Strategic Asia		11.42%	-5.17%
T Rowe Price New Asia Fund		5.09%	-6.22%
T. Rowe Price Funds SICAV - Asian ex-Japan Eq. Fund		5.07%	-6.38%
LO Funds - Asia High Conviction		3.09%	-6.71%
BL - Equities Asia		35.86%	-7.27%

Defensives: Largest Fund Flows, \$, 5/31/2023 - 11/30/2023

Fund Name	New or Closed	Fund AUM, \$	Fund Flows, \$
Fidelity Funds SICAV - Sustainable Asia Equity		\$311M	\$50.4M
FTIF SICAV - Asian Growth Fund		\$180M	\$43.7M
Value Partners High Dividend Stocks Fund		\$98M	\$25.9M
Fidelity Funds SICAV - Asian Equity Fund		\$95M	\$20.9M
Schroder Asian Growth Fund		\$143M	\$15.7M
Pictet - Asian Equities (ex-Japan)		\$80M	\$10.3M
Morgan Stanley Inv. Fds. - Asia Opportunity Fund		\$492M	\$10.1M
BL - Equities Asia		\$195M	(\$18.5M)
JPMorgan Funds - Asia Growth Fund		\$87M	(\$19.9M)
Fidelity Asia Fund		\$69M	(\$21.4M)
T. Rowe Price Funds SICAV - Asian ex-Japan Eq. Fund		\$29M	(\$33.9M)
LO Funds - Asia High Conviction		\$11M	(\$37.7M)
iShares Tr. - MSCI All Country Asia ex-Japan ETF		\$266M	(\$70.4M)
T Rowe Price New Asia Fund		\$121M	(\$12.7M)

Cyclicals: Largest Changes in Fund Weight, %, 5/31/2023 - 11/30/2023

Fund Name	New or Closed	Fund Weight, %	Weight Change, %
T Rowe Price Asia Opportunities Fund		54.45%	9.11%
GAM Multistock SICAV - Asia Focus Equity Fund		46.87%	8.90%
PineBridge Global Funds - Asia (ex-Japan) Equity Fund		52.02%	8.08%
T. Rowe Price Funds SICAV - Asian Opportunities Equity Fund		52.66%	7.59%
T. Rowe Price Fds. OEIC - Asian Opportunities Equity Fund		52.37%	7.37%
UBS (Lux) Key Selection SICAV - Asian Equities USD		30.94%	4.64%
T Rowe Price New Asia Fund		43.55%	4.42%
Carnegie Asia		47.83%	-6.24%
Fidelity Funds SICAV - Asian Equity Fund		42.64%	-6.24%
Value Partners Ireland Fund Plc - Asia (ex-Japan) Equity Fd.		34.53%	-6.44%
Invesco Funds - Asia Opportunities Equity Fund		48.80%	-6.69%
Fidelity Funds SICAV - Sustainable Asia Equity		42.38%	-7.18%
JKC Fund - La Francaise JKC Asia Equity		39.49%	-7.94%
JPMorgan (Taiwan) Asia Fund		33.78%	-9.23%

Cyclicals: Largest Fund Flows, \$, 5/31/2023 - 11/30/2023

Fund Name	New or Closed	Fund AUM, \$	Fund Flows, \$
Hermes Inv. Funds - Asia (ex-Japan) Equity Fund		\$1,559M	\$202.8M
Value Partners High Dividend Stocks Fund		\$454M	\$65.4M
Schroder ISF - Asian Opportunities		\$2,656M	\$16.2M
T. Rowe Price Funds SICAV - Asian ex-Japan Eq. Fund		\$242M	\$16.0M
UBS (Lux) Key Selection SICAV - Asian Equities USD		\$194M	\$14.5M
BL - Equities Asia		\$91M	\$13.9M
CG Nouvelle Asie		\$106M	\$9.3M
Fidelity Funds SICAV - Asian Equity Fund		\$416M	(\$57.6M)
Fidelity Funds SICAV - Asian Special Situations Fund		\$918M	(\$58.8M)
AB FCP I - Asia (ex-Japan) Equity Portfolio		\$150M	(\$70.9M)
Fidelity Inv. Funds - Asia Fund		\$1,616M	(\$199.3M)
iShares Tr. - MSCI All Country Asia ex-Japan ETF		\$1,018M	(\$250.8M)
Morgan Stanley Inv. Fds. - Asia Opportunity Fund		\$2,291M	(\$278.6M)
Fidelity Funds SICAV - Sustainable Asia Equity		\$1,364M	(\$319.6M)

Sensitives: Largest Changes in Fund Weight, %, 5/31/2023 - 11/30/2023

Fund Name	New or Closed	Fund Weight, %	Weight Change, %
Value Partners Ireland Fund Plc - Asia (ex-Japan) Equity Fd.		53.12%	9.62%
Fidelity Inv. Funds - Emerging Asia Fund		45.05%	9.18%
Fidelity Funds SICAV - Asian Equity Fund		45.12%	8.65%
Fidelity Funds SICAV - Sustainable Asia Equity		45.91%	8.07%
LO Funds - Asia High Conviction		52.53%	7.57%
Invesco Funds - Asia Opportunities Equity Fund		41.99%	7.45%
PineBridge Fund Series - Asian Fund		58.74%	7.36%
Value Partners High Dividend Stocks Fund		52.02%	-3.02%
JPMorgan (Taiwan) Asia Fund		44.95%	-3.08%
T. Rowe Price Funds SICAV - Asian Opportunities Equity Fund		37.98%	-3.51%
T. Rowe Price Fds. OEIC - Asian Opportunities Equity Fund		37.90%	-3.53%
LUX IM - Pictet Asian Equities		48.29%	-3.82%
PineBridge Global Funds - Asia (ex-Japan) Equity Fund		39.95%	-6.43%
GAM Multistock SICAV - Asia Focus Equity Fund		45.05%	-8.24%

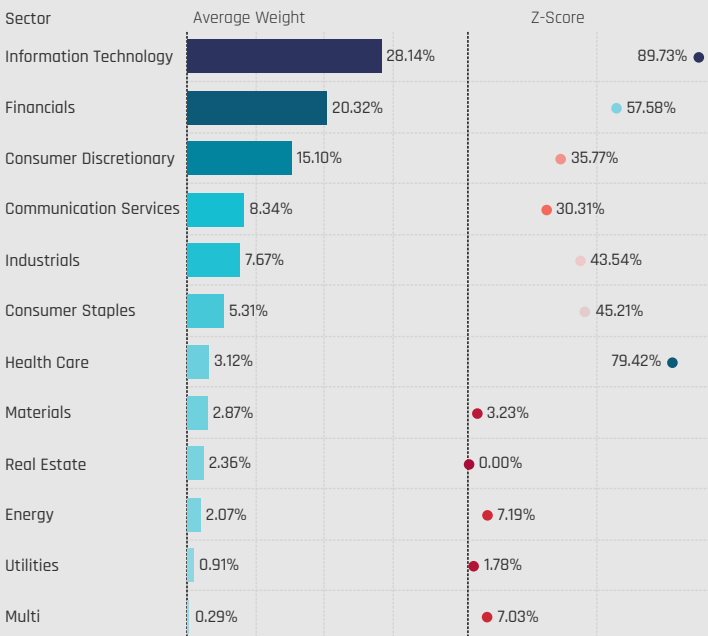
Sensitives: Largest Fund Flows, \$, 5/31/2023 - 11/30/2023

Fund Name	New or Closed	Fund AUM, \$	Fund Flows, \$
Baillie Gifford Overseas Growth Fund - Pacific Fund		\$1,519M	\$198.9M
Fidelity Funds SICAV - Sustainable Asia Equity		\$1,478M	\$161.0M
Morgan Stanley Inv. Fds. - Asia Opportunity Fund		\$1,362M	\$97.2M
Fidelity Funds SICAV - Asian Equity Fund		\$440M	\$71.7M
Hermes Inv. Funds - Asia (ex-Japan) Equity Fund		\$1,146M	\$42.2M
Schroder ISF - Asian Opportunities		\$2,422M	\$30.3M
Invesco Funds - Asia Opportunities Equity Fund		\$139M	\$23.9M
Value Partners High Dividend Stocks Fund		\$754M	(\$36.5M)
LUX IM - Pictet Asian Equities		\$149M	(\$49.0M)
AB FCP I - Asia (ex-Japan) Equity Portfolio		\$133M	(\$54.1M)
T Rowe Price New Asia Fund		\$1,239M	(\$60.0M)
BlackRock Global Funds - Asian Growth Leaders Fund		\$260M	(\$64.5M)
FTIF SICAV - Asian Growth Fund		\$769M	(\$75.1M)
iShares Tr. - MSCI All Country Asia ex-Japan ETF		\$1,105M	(\$277.3M)

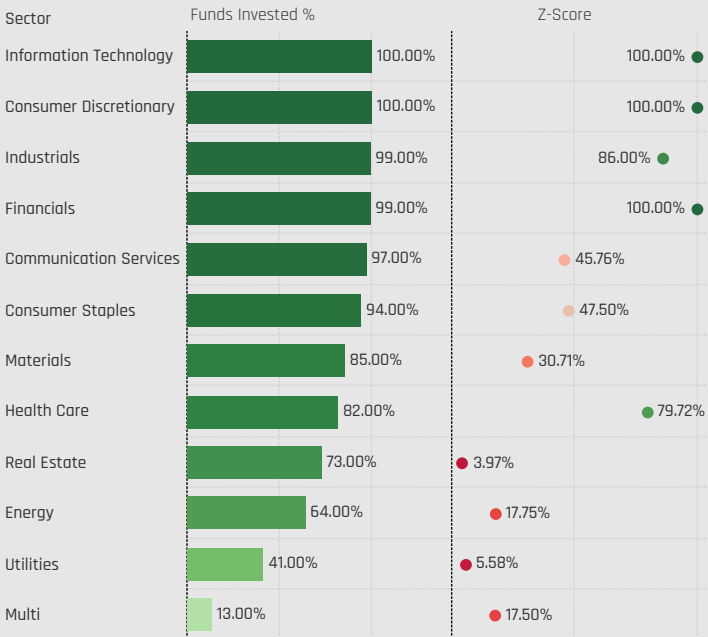
Sector Allocations

Sector Allocations

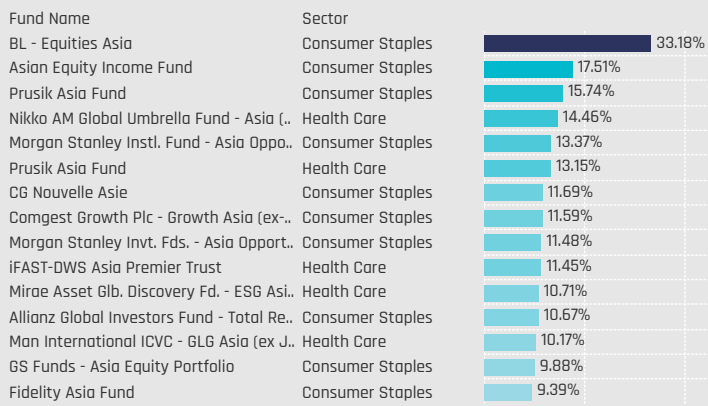
Sectors: Average Fund Weights / Z-Score (7/31/2011 - Present)



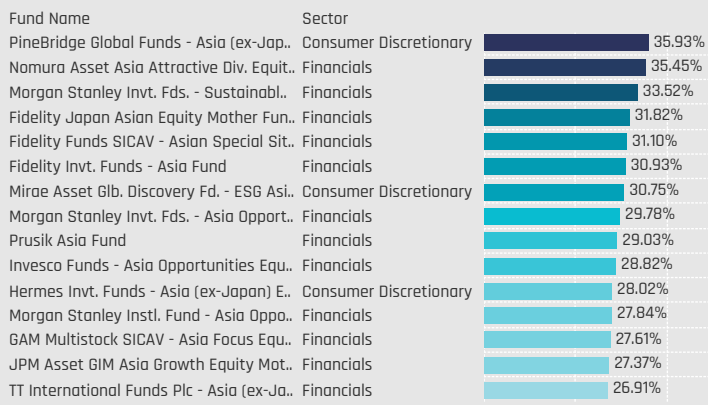
Sectors: Funds Invested %



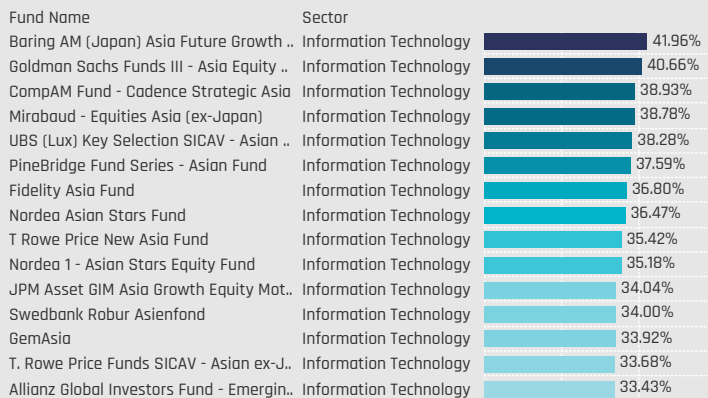
Defensive Sectors: Largest Fund Weights, %



Cyclical Sectors: Largest Fund Weights, %



Sensitive Sectors: Largest Fund Weights, %



Defensive Sectors: Largest Fund AUM, \$



Cyclical Sectors: Largest Fund AUM, \$

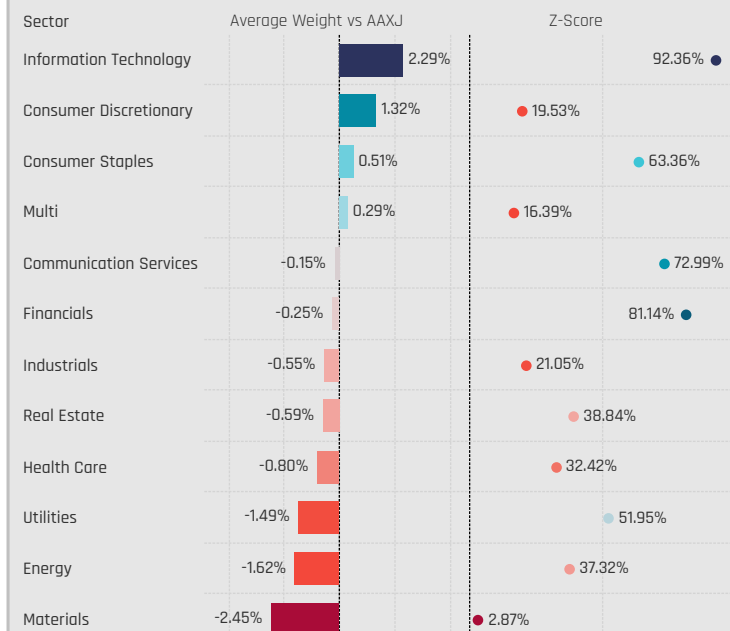


Sensitive Sectors: Largest Fund AUM, \$

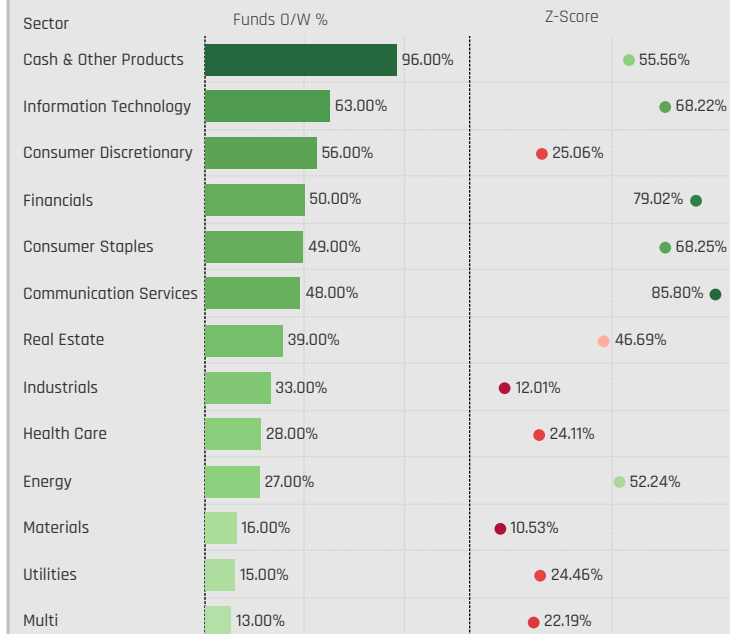


Sector Allocations Relative to Benchmark

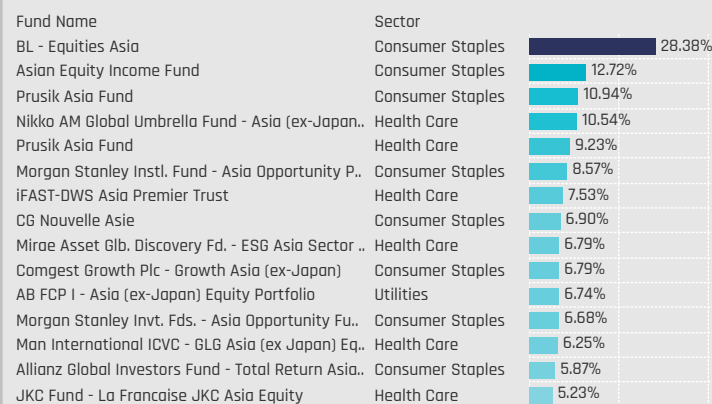
Sectors: Average Weight vs AAXJ / Z-Score (7/31/2011 - Present)



Sectors: Funds Overweight % / Z-Score (7/31/2011 - Present)



Defensive Sectors: Largest Fund Overweights, %



Cyclical Sectors: Largest Fund Overweights, %



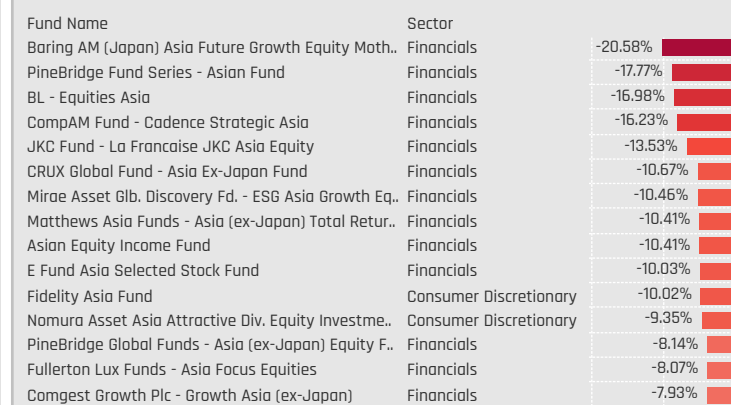
Sensitive Sectors: Largest Fund Overweights, %



Defensive Sectors: Largest Fund Underweights, %



Cyclical Sectors: Largest Fund Underweights, %

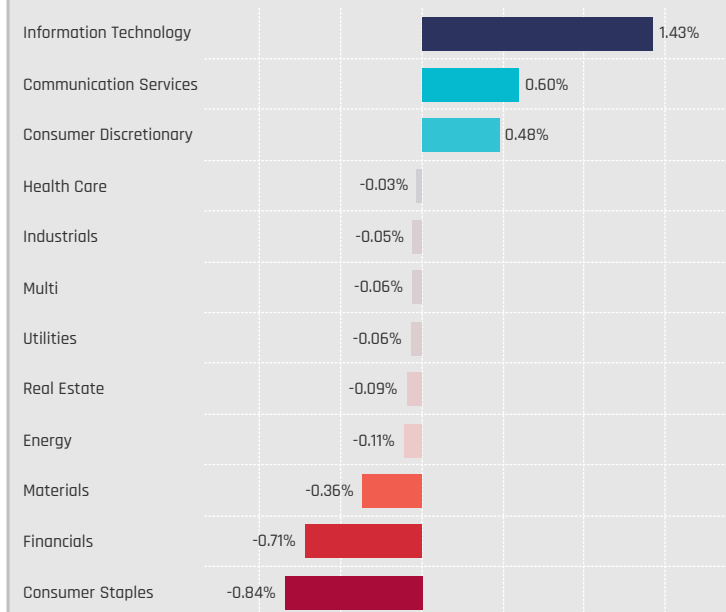


Sensitive Sectors: Largest Fund Underweights, %

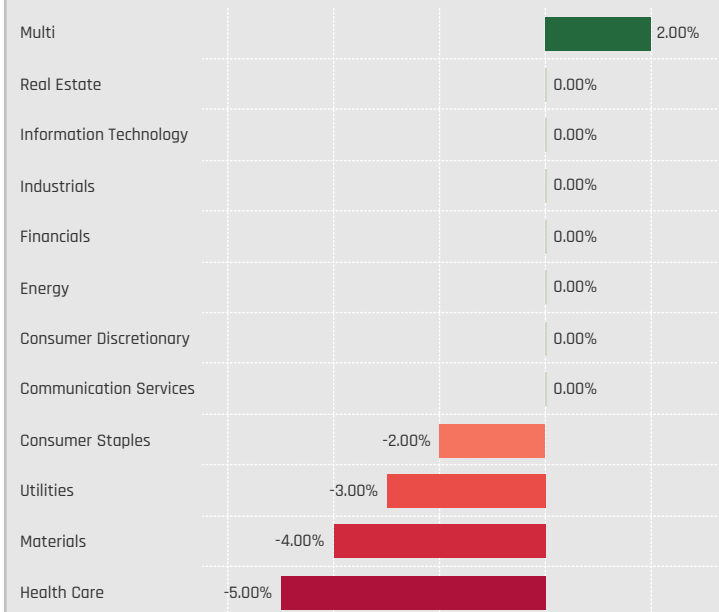


Sector Allocation Changes [Aggregate]

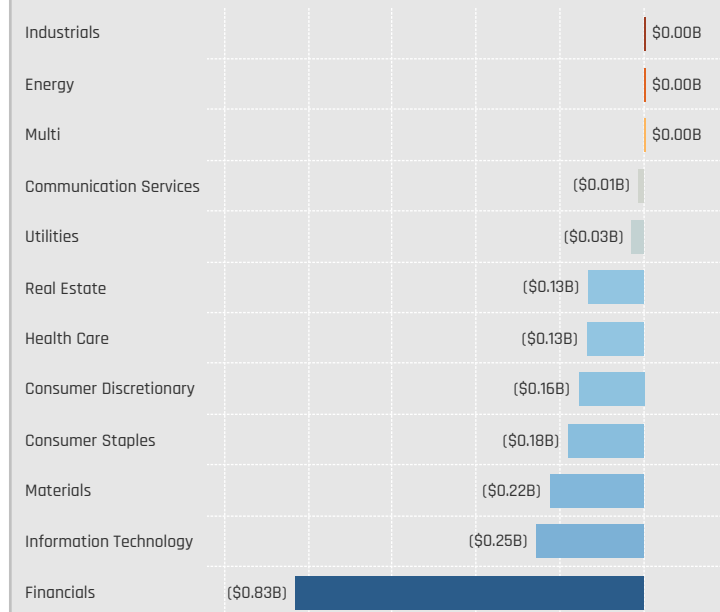
Sectors: Change in Average Weight
5/31/2023 - 11/30/2023



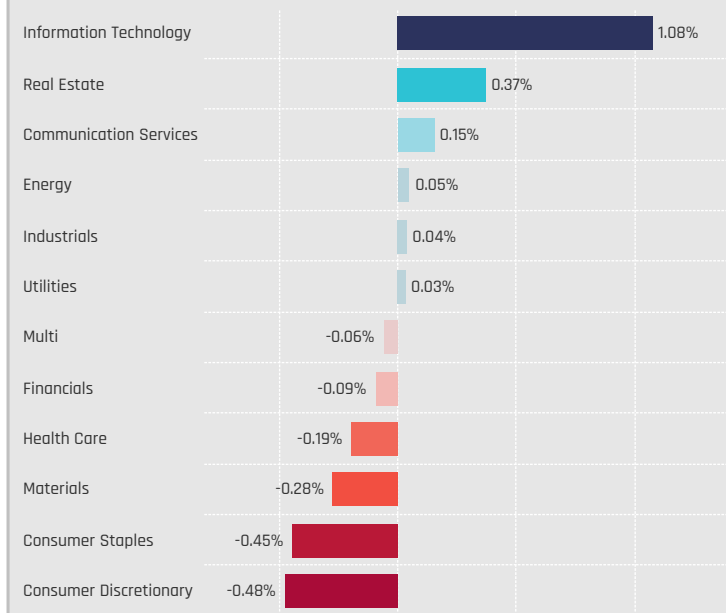
Sectors: Change in Funds Invested %
5/31/2023 - 11/30/2023



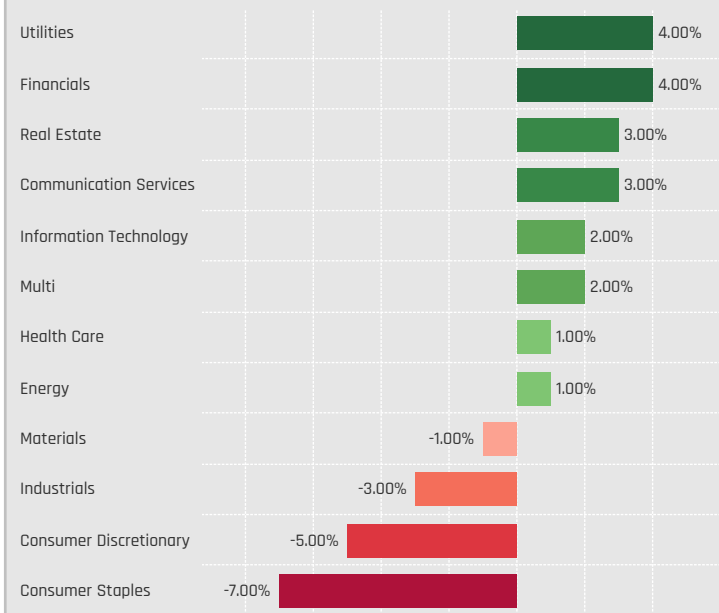
Sectors: Combined Fund Flows, \$
5/31/2023 - 11/30/2023



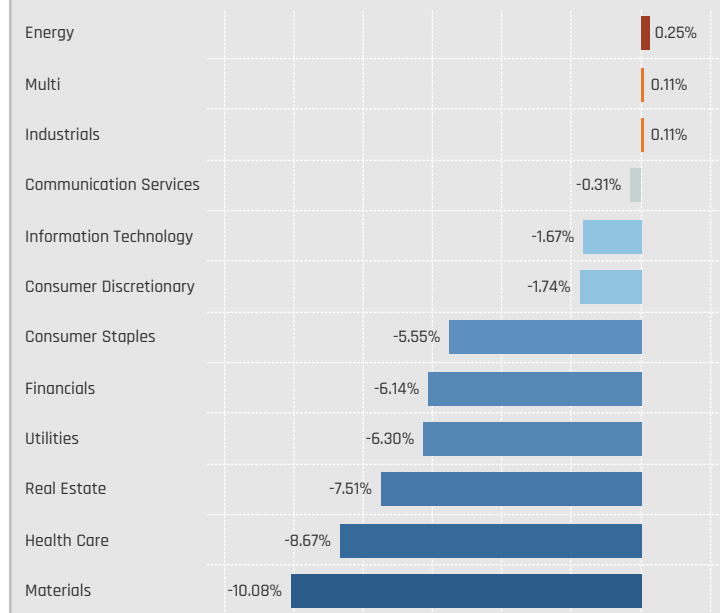
Sectors: Change in Average Weight vs AAXJ
5/31/2023 - 11/30/2023



Sectors: Change in Funds Overweight %
5/31/2023 - 11/30/2023



Sectors: Combined Fund Flows as Percentage of AUM
5/31/2023 - 11/30/2023



Sector Allocation Changes [Fund Level]

Defensive Sectors: Largest Changes in Fund Weight, %, 5/31/2023 - 11/30/2023

Fund Name	New or C.	Sector	Fund Weight, %	Weight Change, %
PineBridge Fund Series - Asian Fund	New	Health Care	3.17%	3.17%
Nikko AM Global Umbrella Fund - Asia (ex-Japa..		Health Care	14.46%	2.56%
Nomura Fds. Ireland Plc - Asia (ex-Japan) High ..		Health Care	3.69%	2.51%
BlackRock Global Funds - Asian Growth Leaders..	New	Health Care	2.43%	2.43%
Morgan Stanley Instl. Fund - Asia Opportunity P..	New	Health Care	1.77%	1.77%
TT International Funds Plc - Asia (ex-Japan) Eq..		Consumer Staples	6.91%	1.76%
BNP Paribas Funds - Asia ex-Japan Equity		Health Care	3.46%	1.66%
Nomura Fds. Ireland Plc - Asia (ex-Japan) High ..		Consumer Staples	5.63%	-3.72%
Value Partners Ireland Fund Plc - Asia (ex-Japa..	Close	Consumer Staples	0.00%	-4.00%
HSBC GIF - Asia (ex-Japan) Equity		Health Care	1.72%	-4.07%
Syinvest Fjernosten		Consumer Staples	2.74%	-4.22%
BL - Equities Asia		Consumer Staples	33.18%	-5.18%
CompAM Fund - Cadence Strategic Asia		Consumer Staples	8.64%	-5.23%
LD Funds - Asia High Conviction		Consumer Staples	0.88%	-5.50%

Defensive Sectors: Largest Fund Flows, \$, 5/31/2023 - 11/30/2023

Fund Name	New or Cl.	Sector	Fund AUM, \$	Fund Flows, \$
Hermes Invt. Funds - Asia (ex-Japan) Equity Fu..		Consumer Staples	\$168M	\$37.4M
Value Partners High Dividend Stocks Fund		Utilities	\$58M	\$28.8M
Fidelity Funds SICAV - Sustainable Asia Equity		Consumer Staples	\$192M	\$26.6M
Fidelity Funds SICAV - Sustainable Asia Equity		Health Care	\$97M	\$23.8M
FTIF SICAV - Asian Growth Fund		Consumer Staples	\$115M	\$22.0M
Schroder Asian Growth Fund		Consumer Staples	\$53M	\$15.7M
BlackRock Global Funds - Asian Growth Leaders..	New	Health Care	\$14M	\$13.5M
JPMorgan Funds - Asia Growth Fund		Consumer Staples	\$70M	(\$22.0M)
LD Funds - Asia High Conviction		Consumer Staples	\$3M	(\$27.1M)
iShares Tr. - MSCI All Country Asia ex-Japan ETF		Consumer Staples	\$115M	(\$33.7M)
T Rowe Price New Asia Fund		Health Care	\$26M	(\$38.1M)
T Rowe Price New Asia Fund		Utilities	\$29M	(\$40.3M)
Hermes Invt. Funds - Asia (ex-Japan) Equity Fu..		Health Care	\$118M	(\$57.0M)
T Rowe Price New Asia Fund		Consumer Staples	\$66M	(\$34.2M)

Cyclical Sectors: Largest Changes in Fund Weight, %, 5/31/2023 - 11/30/2023

Fund Name	New or C.	Sector	Fund Weight, %	Weight Change, %
PineBridge Global Funds - Asia (ex-Japan) Equit..		Consumer Discretionary	35.93%	8.21%
LD Funds - Asia High Conviction		Consumer Discretionary	18.06%	7.13%
T Rowe Price Asia Opportunities Fund		Financials	26.36%	5.67%
GAM Multistock SICAV - Asia Focus Equity Fund		Consumer Discretionary	19.26%	5.51%
HSBC GIF - Asia (ex-Japan) Equity		Consumer Discretionary	12.04%	5.40%
T Rowe Price New Asia Fund		Financials	22.60%	5.15%
T. Rowe Price Funds SICAV - Asian Opportunitie..		Financials	25.49%	4.91%
C Worldwide - Asia		Financials	21.52%	-5.06%
BNP Paribas Funds - Asia ex-Japan Equity		Financials	15.93%	-5.27%
Pictet - Asian Equities (ex-Japan)		Financials	21.93%	-5.45%
Value Partners Ireland Fund Plc - Asia (ex-Japa..	Close	Materials	0.00%	-5.81%
Carnegie Asia		Financials	23.68%	-7.01%
JPMorgan (Taiwan) Asia Fund		Financials	26.11%	-8.95%
Invesco Funds - Asia Opportunities Equity Fund		Financials	28.82%	-11.06%

Cyclical Sectors: Largest Fund Flows, \$, 5/31/2023 - 11/30/2023

Fund Name	New or Cla..	Sector	Fund AUM, \$	Fund Flows, \$
Hermes Invt. Funds - Asia (ex-Japan) Equity Fu..		Consumer Discretionary	\$897M	\$152.3M
T Rowe Price New Asia Fund		Financials	\$540M	\$56.9M
Value Partners High Dividend Stocks Fund		Consumer Discretionary	\$114M	\$53.9M
Hermes Invt. Funds - Asia (ex-Japan) Equity Fu..		Financials	\$477M	\$46.8M
Baillie Gifford Overseas Growth Fund - Pacific F..		Financials	\$568M	\$45.8M
Fidelity Funds SICAV - Sustainable Asia Equity		Real Estate	\$156M	\$33.7M
JPMorgan Funds - Asia Growth Fund		Consumer Discretionary	\$153M	\$33.4M
iShares Tr. - MSCI All Country Asia ex-Japan ETF		Consumer Discretionary	\$329M	(\$75.3M)
Baillie Gifford Overseas Growth Fund - Pacific F..		Materials	\$262M	(\$106.8M)
iShares Tr. - MSCI All Country Asia ex-Japan ETF		Financials	\$492M	(\$125.5M)
Fidelity Funds SICAV - Sustainable Asia Equity		Consumer Discretionary	\$380M	(\$127.0M)
Fidelity Invt. Funds - Asia Fund		Financials	\$1,022M	(\$128.0M)
Morgan Stanley Invt. Fds. - Asia Opportunity Fu..		Financials	\$1,278M	(\$177.0M)
Fidelity Funds SICAV - Sustainable Asia Equity		Financials	\$807M	(\$222.3M)

Sensitive Sectors: Largest Changes in Fund Weight, %, 5/31/2023 - 11/30/2023

Fund Name	New or C.	Sector	Fund Weight, %	Weight Change, %
Value Partners Ireland Fund Plc - Asia (ex-Japa..		Industrials	15.53%	8.40%
Fidelity Funds SICAV - Asian Equity Fund		Information Technology	33.25%	7.26%
Morgan Invt. Funds - Emerging Asia Fund		Information Technology	32.81%	7.24%
SEB Fund 2 - Asia (ex-Japan) Fund		Information Technology	31.31%	7.02%
Fidelity Funds SICAV - Sustainable Asia Equity		Information Technology	33.30%	6.93%
CompAM Fund - Cadence Strategic Asia		Information Technology	38.93%	6.28%
Invesco Funds - Asia Opportunities Equity Fund		Communication Services	14.48%	5.00%
T. Rowe Price Funds SICAV - Asian Opportunitie..		Information Technology	23.02%	-3.54%
T. Rowe Price Fds. DEIC - Asian Opportunities Eq..		Information Technology	22.97%	-3.56%
SEB Asia (ex-Japan) Fund		Communication Services	5.63%	-3.97%
GAM Multistock SICAV - Asia Focus Equity Fund		Industrials	1.27%	-3.97%
SEB Fund 2 - Asia (ex-Japan) Fund		Communication Services	5.36%	-4.24%
GAM Multistock SICAV - Asia Focus Equity Fund		Information Technology	31.40%	-4.55%
PineBridge Global Funds - Asia (ex-Japan) Equit..		Information Technology	24.65%	-5.15%

Sensitive Sectors: Largest Fund Flows, \$, 5/31/2023 - 11/30/2023

Fund Name	New or Cla..	Sector	Fund AUM, \$	Fund Flows, \$
Fidelity Funds SICAV - Sustainable Asia Equity		Information Technology	\$1,072M	\$126.8M
Baillie Gifford Overseas Growth Fund - Pacific F..		Information Technology	\$770M	\$118.5M
Morgan Stanley Invt. Fds. - Asia Opportunity Fu..		Industrials	\$323M	\$59.9M
Fidelity Funds SICAV - Asian Equity Fund		Information Technology	\$324M	\$53.7M
Value Partners High Dividend Stocks Fund		Industrials	\$243M	\$51.2M
Baillie Gifford Overseas Growth Fund - Pacific F..		Energy	\$297M	\$47.8M
Morgan Stanley Invt. Fds. - Asia Opportunity Fu..		Communication Services	\$199M	\$46.9M
iShares Tr. - MSCI All Country Asia ex-Japan ETF		Industrials	\$196M	(\$41.7M)
AB FCP I - Asia (ex-Japan) Equity Portfolio		Information Technology	\$96M	(\$46.8M)
iShares Tr. - MSCI All Country Asia ex-Japan ETF		Communication Services	\$203M	(\$47.8M)
Value Partners High Dividend Stocks Fund		Information Technology	\$321M	(\$57.8M)
T Rowe Price New Asia Fund		Industrials	\$174M	(\$58.7M)
FTIF SICAV - Asian Growth Fund		Information Technology	\$539M	(\$64.4M)
iShares Tr. - MSCI All Country Asia ex-Japan ETF		Information Technology	\$618M	(\$161.5M)

Sector Sentiment Grid

We combine the latest Sector positioning, long-term positioning and short-term fund activity in the 'Sentiment Grid', below. The Y-Axis measures where today's ownership levels in each Sector sit relative to the long-term range. We calculate the Z-Score of today's average weight, funds invested % and funds O/W %, relative to all monthly observations in our fund history (going back to 7/31/2011). A figure close to 100% would indicate today's positioning is close to its maximum ever level, a figure close to zero, the lowest. The X-axis provides a measure of short-term fund activity, or 'Momentum', by looking at the changes in average weight, funds invested % and funds o/w % between 5/31/2023 and 11/30/2023, relative to each Sector. A figure above 50% means a Sector has seen relative increases in ownership, a figure below 50% indicates a relative decrease in positioning. The size of the bubble represents the average weight of each Sector.



Position Range: Average of:
Z-Score Average Weight vs history
Z-Score Funds Invested % vs history
Z-Score Funds O/W % vs history

Momentum Score: Average of:
Change in Average Weight (Percentile vs Peers)
Change in Funds Invested % (Percentile vs Peers)
Change in Funds O/W % (Percentile vs Peers)



Country / Sector Allocations

Country/Sector Allocations

Country	Defensive			Cyclical			Sensitive				
	Consumer Staples	Health Care	Utilities	Consumer Discretionary	Financials	Materials	Real Estate	Information Technology	Communication Services	Energy	Industrials
China & HK	2.60%	1.78%	0.57%	10.57%	6.37%	1.02%	1.42%	1.51%	7.08%	0.46%	4.48%
Taiwan	0.19%	0.05%		0.35%	0.24%	0.04%		10.05%	0.05%	0.00%	0.75%
India	0.85%	0.53%	0.28%	1.62%	7.05%	0.49%	0.57%	1.54%	0.54%	1.21%	0.94%
South Korea	0.36%	0.26%	0.00%	1.07%	0.65%	0.88%		9.83%	0.19%	0.16%	0.64%
Singapore	0.06%		0.03%	0.39%	1.64%	0.01%	0.12%	0.05%	0.17%	0.01%	0.38%
Indonesia	0.29%	0.13%		0.04%	2.84%	0.23%	0.03%	0.00%	0.20%	0.03%	0.07%
Thailand	0.63%	0.20%	0.02%	0.09%	0.30%	0.03%	0.06%	0.01%	0.01%	0.15%	0.16%
Philippines	0.15%		0.00%	0.19%	0.45%	0.00%	0.12%		0.01%	0.01%	0.08%
Vietnam	0.09%			0.16%	0.25%	0.07%	0.01%	0.23%		0.00%	0.02%
Malaysia	0.01%	0.02%	0.00%	0.07%	0.20%	0.00%		0.07%	0.03%	0.00%	0.06%
Japan		0.02%		0.13%				0.01%	0.05%		0.03%
Australia		0.08%				0.02%	0.02%	0.01%		0.03%	
United Kingdom					0.31%	0.03%		0.00%			
United States		0.04%		0.29%		0.02%		0.24%	0.01%		0.03%
Netherlands								0.24%			0.02%

Country	Defensive			Cyclical			Sensitive				
	Consumer Staples	Health Care	Utilities	Consumer Discretionary	Financials	Materials	Real Estate	Information Technology	Communication Services	Energy	Industrials
China & HK	83.00%	74.00%	30.00%	100.00%	95.00%	59.00%	58.00%	68.00%	95.00%	20.00%	93.00%
Taiwan	11.00%	3.00%		24.00%	14.00%	8.00%		100.00%	4.00%	0.00%	41.00%
India	45.00%	28.00%	17.00%	60.00%	89.00%	35.00%	23.00%	65.00%	33.00%	42.00%	48.00%
South Korea	24.00%	16.00%	0.00%	50.00%	36.00%	49.00%		98.00%	17.00%	17.00%	32.00%
Singapore	5.00%		2.00%	46.00%	66.00%	2.00%	12.00%	3.00%	10.00%	2.00%	26.00%
Indonesia	29.00%	5.00%		7.00%	84.00%	24.00%	4.00%	0.00%	18.00%	3.00%	10.00%
Thailand	33.00%	15.00%	3.00%	11.00%	24.00%	3.00%	7.00%	3.00%	3.00%	13.00%	16.00%
Philippines	14.00%		0.00%	16.00%	34.00%	1.00%	13.00%		5.00%	5.00%	8.00%
Vietnam	9.00%			10.00%	20.00%	4.00%	2.00%	8.00%		0.00%	3.00%
Malaysia	1.00%	1.00%	0.00%	4.00%	16.00%	1.00%		7.00%	6.00%	1.00%	6.00%
Japan		1.00%		4.00%				1.00%	1.00%		1.00%
Australia		2.00%				2.00%	1.00%	1.00%		1.00%	
United Kingdom					17.00%	2.00%		1.00%			
United States		2.00%		20.00%		3.00%		12.00%	1.00%		3.00%
Netherlands								8.00%			1.00%

Fund Name	Country Sector	Weight
Morgan Stanley Instl. Fund - Asia Oppo.	China & HK Consumer Stapl.	13.37%
Morgan Stanley Invnt. Fds. - Asia Opport.	China & HK Consumer Stapl.	11.48%
BL - Equities Asia	China & HK Consumer Stapl.	9.46%
Fidelity Asia Fund	China & HK Consumer Stapl.	9.39%
Nikko AM Global Umbrella Fund - Asia (..	China & HK Health Care	8.33%
iFAST-DWS Asia Premier Trust	China & HK Health Care	8.31%
Prusik Asia Fund	India Consumer Staples	7.93%
Prusik Asia Fund	Australia Health Care	7.92%
GS Funds - Asia Equity Portfolio	China & HK Consumer Stapl.	7.53%
Asian Equity Income Fund	China & HK Consumer Stapl.	7.04%
JKC Fund - La Francaise JKC Asia Equit..	Indonesia Health Care	7.00%
BL - Equities Asia	Thailand Consumer Staples	6.96%
PineBridge Global Funds - Asia (ex-Jap..	China & HK Consumer Stapl.	6.28%
UBS (CH) Equity Fund - Emerging Asia (..	China & HK Consumer Stapl.	6.12%
Robeco Capital Gr. Fds. - Asian Stars E..	China & HK Health Care	6.04%

Fund Name	Country Sector	Weight
PineBridge Global Funds - Asia (ex-Jap..	China & HK Consumer Discre.	34.53%
CRUX Global Fund - Asia Ex-Japan Fund	China & HK Consumer Discre.	24.32%
Morgan Stanley Invnt. Fds. - Asia Opport..	India Financials	22.32%
E Fund Asia Selected Stock Fund	China & HK Consumer Discre.	20.79%
Morgan Stanley Instl. Fund - Asia Oppo..	India Financials	20.37%
PineBridge Fund Series - Asian Fund	China & HK Consumer Discre.	19.92%
GAM Multistock SICAV - Asia Focus Equ..	China & HK Consumer Discre.	18.28%
Mirae Asset Glob. Discovery Fd. - ESG Asi..	China & HK Consumer Discre.	17.65%
TT International Funds Plc - Asia (ex-Ja..	India Financials	17.36%
Vontabel Fund - mtx Sustainable Asian..	China & HK Consumer Discre.	16.90%
Mirabaud - Equities Asia (ex-Japan)	China & HK Consumer Discre.	16.46%
Man Funds plc - GLG Asia ex Japan Equ..	China & HK Consumer Discre.	16.16%
Morgan Stanley Invnt. Fds. - Sustainabl..	India Financials	15.97%
Mirae Asset Glob. Discovery Fd. - ESG Asi..	China & HK Consumer Discre.	15.94%
JKC Fund - La Francaise JKC Asia Equit..	China & HK Consumer Discre.	15.52%

Fund Name	Country Sector	Weight
Goldman Sachs Funds III - Asia Equity ..	Taiwan Information Technol..	29.07%
UBS (Lux) Key Selection SICAV - Asian ..	Taiwan Information Technol..	21.06%
HSBC GIF - Asia (ex-Japan) Equity	Taiwan Information Technol..	20.68%
Baring AM (Japan) Asia Future Growth ..	Taiwan Information Technol..	20.52%
GemAsia	Taiwan Information Technol..	20.47%
Mirabaud - Equities Asia (ex-Japan)	Taiwan Information Technol..	19.93%
Nomura Asset Asia Attractive Div. Equit..	Taiwan Information Technol..	19.84%
abrdn Sustainable Asian Opportunities..	Taiwan Information Technol..	19.49%
Nordea Asian Stars Fund	Taiwan Information Technol..	19.11%
Baring AM (Japan) Asia Future Growth ..	South Korea Information Te..	19.01%
LUX IM - Pictet Asian Equities	Taiwan Information Technol..	18.95%
Swedbank Robur Asienfond	Taiwan Information Technol..	18.90%
PineBridge Fund Series - Asian Fund	Taiwan Information Technol..	18.46%
Nordea 1 - Asian Stars Equity Fund	Taiwan Information Technol..	18.42%
Invesco Funds - Asia Opportunities Equ..	Taiwan Information Technol..	17.65%

Country/Sector Allocations Relative to Benchmark

Country Sectors: Average Fund Weights vs AAXJ

Country	Defensive			Cyclical			Sensitive				
	Consumer Staples	Health Care	Utilities	Consumer Discretionary	Financials	Materials	Real Estate	Information Technology	Communication Services	Energy	Industrials
China & HK	0.65%	-0.10%	-0.64%	1.20%	-1.56%	-0.08%	-0.52%	-0.79%	0.45%	-0.58%	1.27%
Taiwan	-0.10%	-0.01%		0.02%	-2.17%	-0.84%		1.31%	-0.34%	-0.04%	-0.16%
India	-0.66%	-0.44%	-0.45%	-0.48%	-1.24%	-1.09%	0.44%	-0.82%	0.00%	-0.71%	-0.57%
South Korea	0.10%	-0.41%	-0.07%	-0.27%	-0.69%	-0.49%		1.98%	0.03%	0.01%	-0.86%
Singapore	-0.02%		-0.04%	0.06%	-0.19%	0.01%	-0.43%	0.05%	-0.07%	0.01%	-0.10%
Indonesia	0.10%	0.09%		0.04%	1.56%	0.08%	0.03%	-0.09%	0.00%	-0.05%	-0.08%
Thailand	0.40%	0.00%	-0.15%	-0.04%	0.15%	-0.14%	-0.04%	-0.17%	-0.15%	-0.22%	-0.02%
Philippines	0.08%		-0.05%	0.10%	0.26%	0.00%	-0.11%		-0.02%	0.01%	0.02%
Vietnam	0.09%			0.16%	0.26%	0.07%	0.01%	0.23%		0.00%	0.02%
Malaysia	-0.21%	-0.02%	-0.09%	-0.02%	-0.44%	-0.07%		0.04%	-0.11%	-0.08%	-0.15%
Japan		0.02%		0.13%				0.01%	0.05%		0.03%
Australia		0.08%				0.02%	0.02%	0.01%		0.03%	
United Kingdom					0.31%	0.03%		0.00%			
United States		-0.03%		0.29%		0.02%		0.24%	0.01%		0.03%
Netherlands								0.24%			0.02%

Country Sectors: Percentage of Funds Overweight the AAXJ

Country	Defensive			Cyclical			Sensitive				
	Consumer Staples	Health Care	Utilities	Consumer Discretionary	Financials	Materials	Real Estate	Information Technology	Communication Services	Energy	Industrials
China & HK	55.00%	41.00%	18.00%	60.00%	30.00%	32.00%	32.00%	24.00%	60.00%	15.00%	57.00%
Taiwan	10.00%	3.00%		22.00%	5.00%	1.00%		64.00%	1.00%	0.00%	31.00%
India	23.00%	22.00%	14.00%	39.00%	76.00%	9.00%	22.00%	24.00%	28.00%	33.00%	25.00%
South Korea	22.00%	12.00%	0.00%	34.00%	15.00%	34.00%		78.00%	16.00%	14.00%	17.00%
Singapore	5.00%		2.00%	35.00%	43.00%	2.00%	9.00%	3.00%	10.00%	2.00%	25.00%
Indonesia	26.00%	5.00%		7.00%	73.00%	23.00%	4.00%	0.00%	17.00%	3.00%	7.00%
Thailand	31.00%	15.00%	2.00%	10.00%	24.00%	3.00%	7.00%	3.00%	3.00%	12.00%	16.00%
Philippines	13.00%		0.00%	16.00%	33.00%	1.00%	12.00%		5.00%	5.00%	8.00%
Vietnam	9.00%			10.00%	20.00%	4.00%	2.00%	8.00%		0.00%	3.00%
Malaysia	1.00%	1.00%	0.00%	4.00%	13.00%	1.00%		7.00%	5.00%	1.00%	5.00%
Japan		1.00%		4.00%				1.00%	1.00%		1.00%
Australia		2.00%				2.00%	1.00%	1.00%		1.00%	
United Kingdom					17.00%	2.00%		1.00%			
United States		2.00%		20.00%		3.00%		12.00%	1.00%		3.00%
Netherlands								8.00%			1.00%

Defensive Country/Sectors: Largest Over/Underweights, %

Fund Name	Country Sector	Weight
Morgan Stanley Instl. Fund - Asi..	China & HK Consumer Staples	11.41%
Morgan Stanley Invnt. Fds. - Asia ..	China & HK Consumer Staples	9.52%
Prusik Asia Fund	Australia Health Care	7.92%
BL - Equities Asia	China & HK Consumer Staples	7.51%
Fidelity Asia Fund	China & HK Consumer Staples	7.43%
JKC Fund - La Francaise JKC Asi..	Indonesia Health Care	6.96%
BL - Equities Asia	Thailand Consumer Staples	6.74%
Nikko AM Global Umbrella Fund ..	China & HK Health Care	6.46%
LO Funds - Asia High Conviction	China & HK Consumer Staples	-1.96%
JKC Fund - La Francaise JKC Asi..	China & HK Consumer Staples	-1.96%
GAM Multistock SICAV - Asia Fac..	China & HK Consumer Staples	-1.96%
Eastspring Investments - Asian ..	China & HK Consumer Staples	-1.96%
Eastspring Investments - Asian ..	China & HK Consumer Staples	-1.96%
E Fund Asia Selected Stock Fund	China & HK Consumer Staples	-1.96%
Baillie Gifford Overseas Growth ..	China & HK Consumer Staples	-1.96%
AB FCP I - Asia (ex-Japan) Equit..	China & HK Consumer Staples	-1.96%

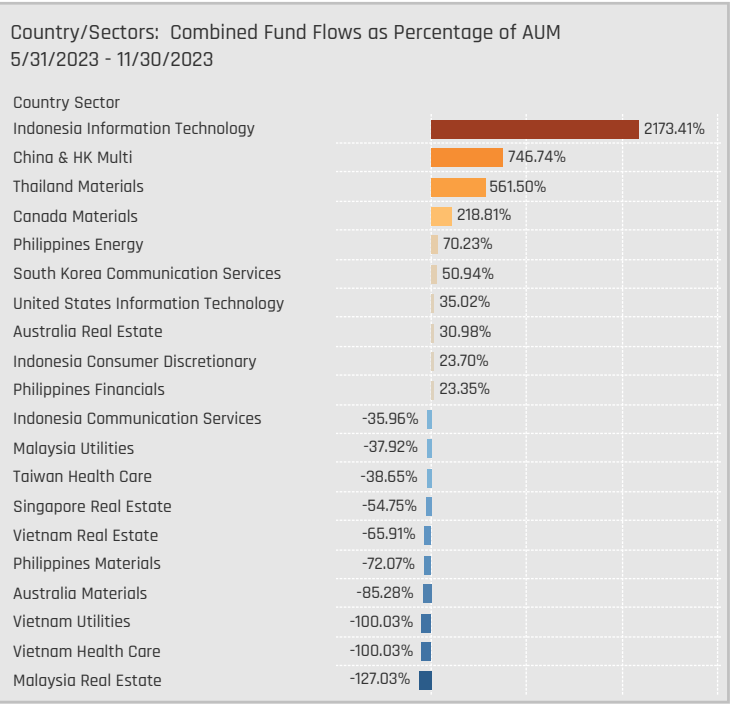
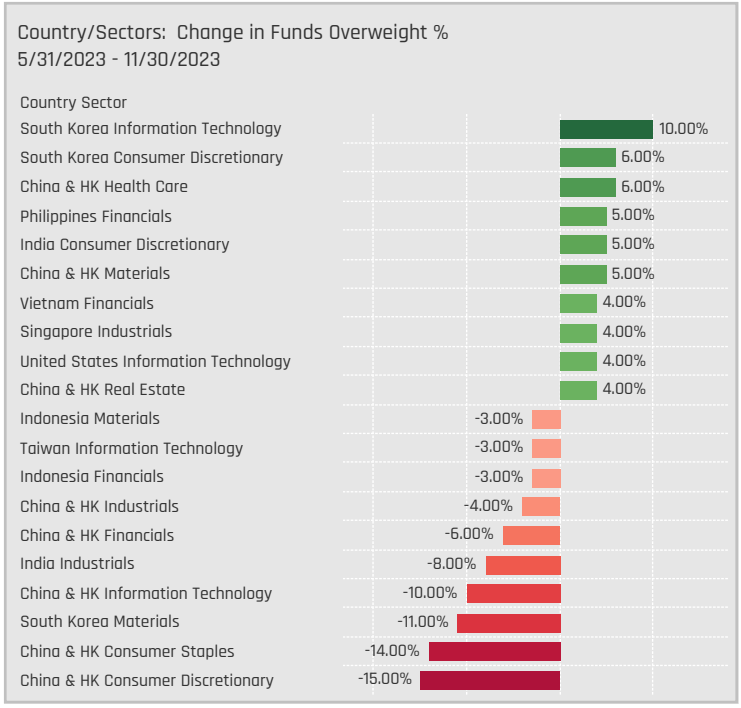
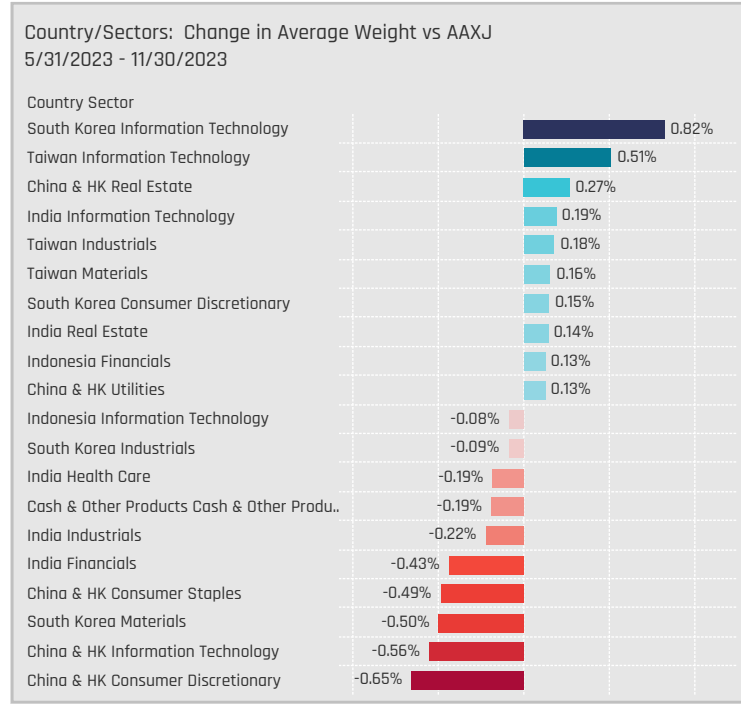
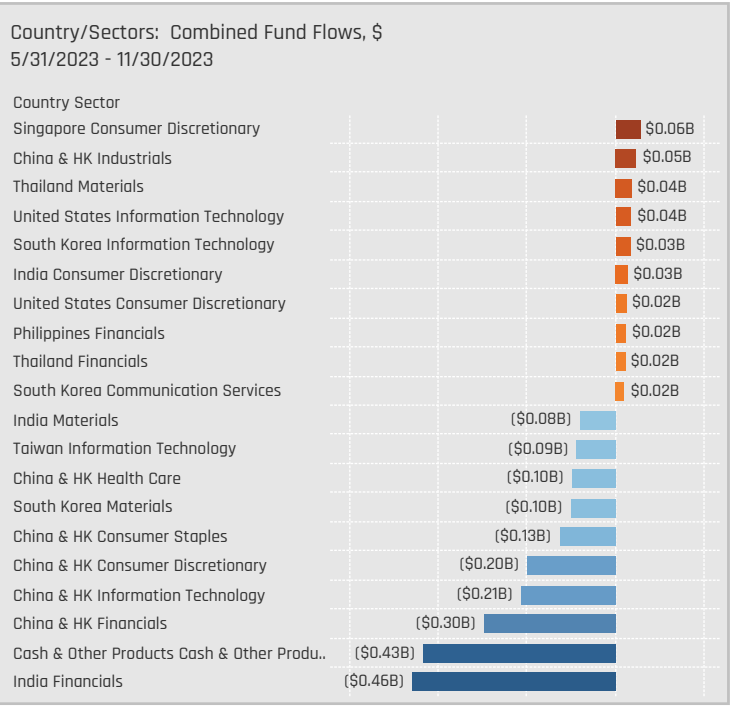
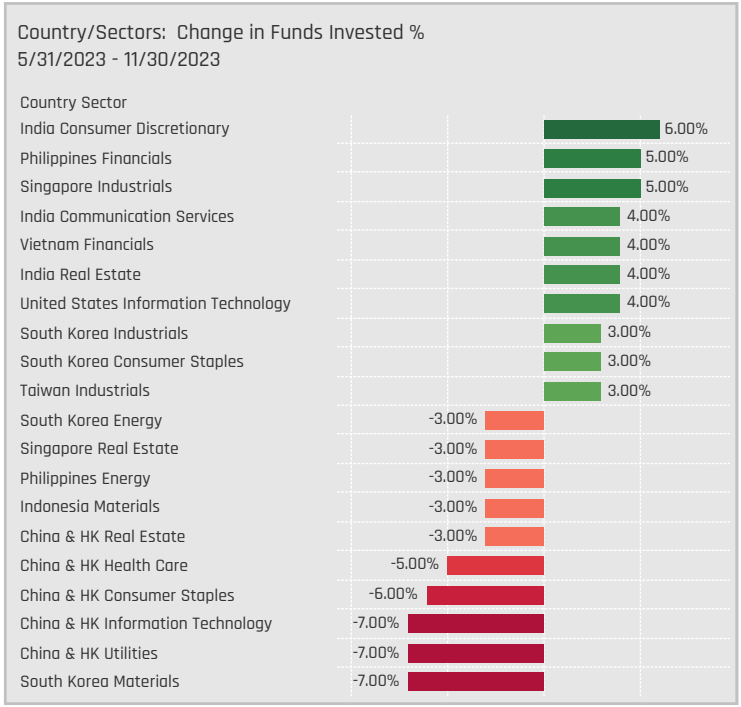
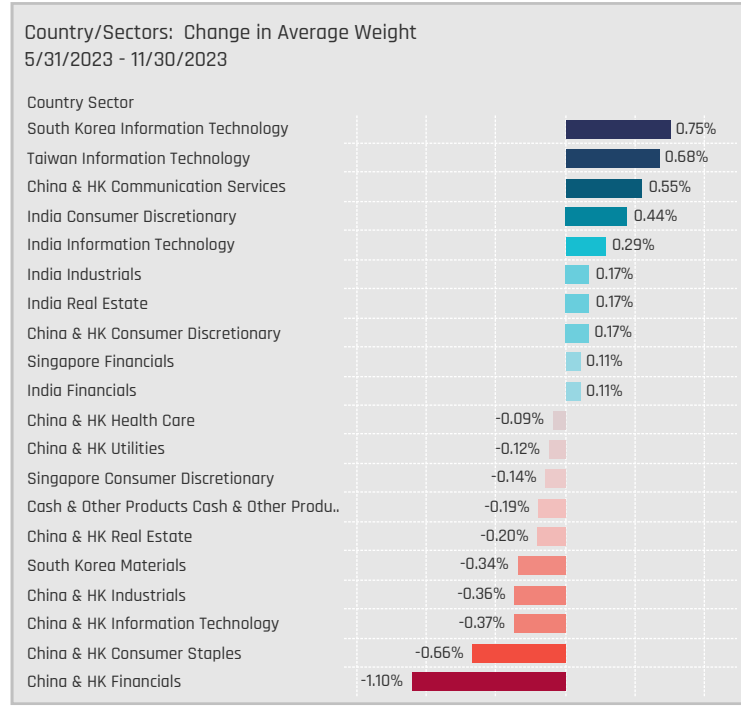
Cyclical Country/Sectors: Largest Over/Underweights, %

Fund Name	Country Sector	Weight
PineBridge Global Funds - Asia (e..	China & HK Consumer Discretionar..	25.16%
Morgan Stanley Invnt. Fds. - Asia O..	India Financials	17.51%
Morgan Stanley Instl. Fund - Asia ..	India Financials	15.56%
CRUX Global Fund - Asia Ex-Japan..	China & HK Consumer Discretionar..	14.95%
TT International Funds Plc - Asia (..	India Financials	12.55%
E Fund Asia Selected Stock Fund	China & HK Consumer Discretionar..	11.42%
Morgan Stanley Invnt. Fds. - Sustai..	India Financials	11.15%
PineBridge Fund Series - Asian Fu..	China & HK Consumer Discretionar..	10.55%
Mirae Asset Glb. Discovery Fd. - E..	China & HK Financials	-9.96%
PineBridge Fund Series - Asian Fu..	China & HK Financials	-7.18%
Nomura Asset Asia Attractive Div...	China & HK Consumer Discretionar..	-7.55%
Mirae Asset Glb. Discovery Fd. - E..	China & HK Financials	-7.77%
TT International Funds Plc - Asia (..	China & HK Financials	-7.94%
PineBridge Global Funds - Asia (e..	China & HK Financials	-7.94%
CRUX Global Fund - Asia Ex-Japan..	China & HK Financials	-7.94%
Asian Equity Income Fund	China & HK Financials	-7.94%

Sensitive Country/Sectors: Largest Over/Underweights, %

Fund Name	Country Sector	Weight
Goldman Sachs Funds III - Asia Eq..	Taiwan Information Technology	
JKC Fund - La Francaise JKC Asia ..	China & HK Industrials	11.50%
Value Partners High Dividend Stoc..	China & HK Industrials	11.36%
Baring AM (Japan) Asia Future Gro..	South Korea Information Technola..	11.15%
E Fund Asia Selected Stock Fund	United States Information Technol..	10.02%
Value Partners Ireland Fund Plc - ..	China & HK Industrials	9.30%
PineBridge Fund Series - Asian Fu..	China & HK Industrials	9.28%
Fidelity Asia Fund	China & HK Industrials	8.47%
Nomura Asset Asia Attractive Div. ..	China & HK Communication Servic..	-6.02%
Fidelity Japan Asian Equity Mothe..	China & HK Communication Servic..	-5.02%
E Fund Asia Selected Stock Fund	Taiwan Information Technology	-6.40%
Asian Equity Income Fund	Taiwan Information Technology	-7.37%
CRUX Global Fund - Asia Ex-Japan ..	South Korea Information Technola..	-7.45%
Morgan Stanley Invnt. Fds. - Asia O..	Taiwan Information Technology	-7.61%
Morgan Stanley Instl. Fund - Asia ..	Taiwan Information Technology	-7.69%
Mirae Asset Glb. Discovery Fd. - ES..	Taiwan Information Technology	-7.99%

Country/Sector Allocation Changes [Aggregate]



Country/Sector Allocation Changes [Fund Level]

Defensive Country/Sectors: Largest Changes in Fund Weight, %. 5/31/2023 - 11/30/2023

Fund Name	New or C.	Country Sector	Fund Weight, %	Weight Change, %
PineBridge Fund Series - Asian Fund	New	South Korea Health Care	3.17%	3.17%
CompAM Fund - Cadence Strategic Asia	New	Luxembourg Consumer Staples	2.98%	2.98%
SEB Fund 2 - Asia (ex-Japan) Fund	New	India Consumer Staples	2.48%	2.48%
SEB Asia (ex-Japan) Fund	New	India Consumer Staples	2.09%	2.09%
HSBC GIF - Asia (ex-Japan) Equity	New	India Consumer Staples	2.04%	2.04%
Nomura Fds. Ireland Plc - Asia (ex-Japan) High ..	New	South Korea Health Care	1.96%	1.96%
BlackRock Global Funds - Asian Growth Leaders..	New	China & HK Health Care	1.85%	1.85%
LO Funds - Asia High Conviction	Close	China & HK Consumer Staples	0.00%	-2.70%
Nordea Asian Stars Fund	Close	China & HK Consumer Staples	0.00%	-2.89%
Nordea 1 - Asian Stars Equity Fund	Close	China & HK Consumer Staples	0.00%	-2.93%
CompAM Fund - Cadence Strategic Asia	Close	China & HK Consumer Staples	0.51%	-2.98%
Sydinvest Fjernosten	Close	China & HK Consumer Staples	0.00%	-3.18%
CompAM Fund - Cadence Strategic Asia	Close	India Consumer Staples	0.00%	-4.73%
PineBridge Fund Series - Asian Fund	Close	China & HK Consumer Staples	0.95%	-5.07%

Defensive Country/Sectors: Largest Fund Flows, \$. 5/31/2023 - 11/30/2023

Fund Name	New or Cl.	Country Sector	Fund AUM, \$	Fund Flows, \$
Hermes Invt. Funds - Asia (ex-Japan) Equity Fu..		China & HK Consumer Staples	\$149M	\$43.9M
Fidelity Funds SICAV - Sustainable Asia Equity		China & HK Health Care	\$97M	\$23.8M
Value Partners High Dividend Stocks Fund		China & HK Utilities	\$49M	\$21.7M
Fidelity Funds SICAV - Sustainable Asia Equity		China & HK Consumer Staples	\$63M	\$16.8M
Schroder Asian Growth Fund		China & HK Consumer Staples	\$44M	\$15.7M
FTIF SICAV - Asian Growth Fund		Indonesia Consumer Staples	\$19M	\$14.9M
Morgan Stanley Invt. Fds. - Asia Opportunity Fu..		China & HK Consumer Staples	\$492M	\$10.1M
BlackRock Global Funds - Asian Growth Leaders..		China & HK Consumer Staples	\$23M	(\$13.9M)
JPMorgan Funds - Asia Growth Fund		China & HK Consumer Staples	\$22M	(\$16.8M)
T Rowe Price New Asia Fund	Close	Thailand Consumer Staples		(\$25.5M)
T Rowe Price New Asia Fund	Close	China & HK Utilities		(\$29.6M)
T Rowe Price New Asia Fund		China & HK Health Care	\$26M	(\$38.1M)
T Rowe Price New Asia Fund		China & HK Consumer Staples	\$16M	(\$54.5M)
Hermes Invt. Funds - Asia (ex-Japan) Equity Fu..		China & HK Health Care	\$118M	(\$57.0M)

Cyclical Country/Sectors: Largest Changes in Fund Weight, %. 5/31/2023 - 11/30/2023

Fund Name	New or C.	Country Sector	Fund Weight, %	Weight Change, %
PineBridge Global Funds - Asia (ex-Japan) Equit..		China & HK Consumer Discretionary	34.53%	8.65%
GAM Multistock SICAV - Asia Focus Equity Fund		China & HK Consumer Discretionary	18.28%	6.93%
Value Partners Ireland Fund Plc - Asia (ex-Japa..		China & HK Financials	11.30%	4.97%
UBS (Lux) Key Selection SICAV - Asian Equities ..		China & HK Consumer Discretionary	9.85%	4.44%
Swedbank Robur Asienfond		China & HK Consumer Discretionary	15.14%	3.91%
SEB Fund 2 - Asia (ex-Japan) Fund	New	Taiwan Financials	3.71%	3.71%
Pictet - Asian Equities (ex-Japan)		China & HK Consumer Discretionary	12.64%	3.33%
LO Funds - Asia High Conviction		China & HK Financials	6.96%	-4.44%
Nordea Asian Stars Fund		China & HK Financials	5.33%	-4.46%
JPMorgan (Taiwan) Asia Fund		China & HK Financials	7.43%	-4.89%
JKC Fund - La Francaise JKC Asia Equity		China & HK Consumer Discretionary	15.52%	-4.94%
BNP Paribas Funds - Asia ex-Japan Equity		China & HK Financials	5.35%	-5.28%
Carnegie Asia		China & HK Financials	1.59%	-5.37%
Invesco Funds - Asia Opportunities Equity Fund		China & HK Financials	4.15%	-6.33%

Cyclical Country/Sectors: Largest Fund Flows, \$. 5/31/2023 - 11/30/2023

Fund Name	New or Cl.	Country Sector	Fund AUM, \$	Fund Flows, \$
Hermes Invt. Funds - Asia (ex-Japan) Equity Fu..		China & HK Consumer Discretionary	\$457M	\$100.7M
T Rowe Price New Asia Fund		India Financials	\$249M	\$47.2M
Morgan Stanley Invt. Fds. - Asia Opportunity Fu..	New	India Consumer Discretionary	\$53M	\$46.9M
Hermes Invt. Funds - Asia (ex-Japan) Equity Fu..		China & HK Materials	\$68M	\$37.7M
Baillie Gifford Overseas Growth Fund - Pacific F..		India Financials	\$201M	\$37.1M
Hermes Invt. Funds - Asia (ex-Japan) Equity Fu..	New	United States Consumer Discretionary	\$40M	\$36.5M
Fidelity Funds SICAV - Sustainable Asia Equity		China & HK Real Estate	\$156M	\$33.7M
iShares Tr. - MSCI All Country Asia ex-Japan ETF		China & HK Consumer Discretionary	\$224M	(\$48.9M)
Fidelity Funds SICAV - Asian Equity Fund		India Financials	\$97M	(\$57.0M)
Fidelity Invt. Funds - Asia Fund		China & HK Consumer Discretionary	\$399M	(\$58.2M)
iShares Tr. - MSCI All Country Asia ex-Japan ETF		China & HK Financials	\$190M	(\$58.4M)
Morgan Stanley Invt. Fds. - Asia Opportunity Fu..		China & HK Consumer Discretionary	\$484M	(\$96.2M)
Morgan Stanley Invt. Fds. - Asia Opportunity Fu..		India Financials	\$958M	(\$181.6M)
Fidelity Funds SICAV - Sustainable Asia Equity		India Financials	\$320M	(\$218.8M)

Sensitive Country/Sectors: Largest Changes in Fund Weight, %. 5/31/2023 - 11/30/2023

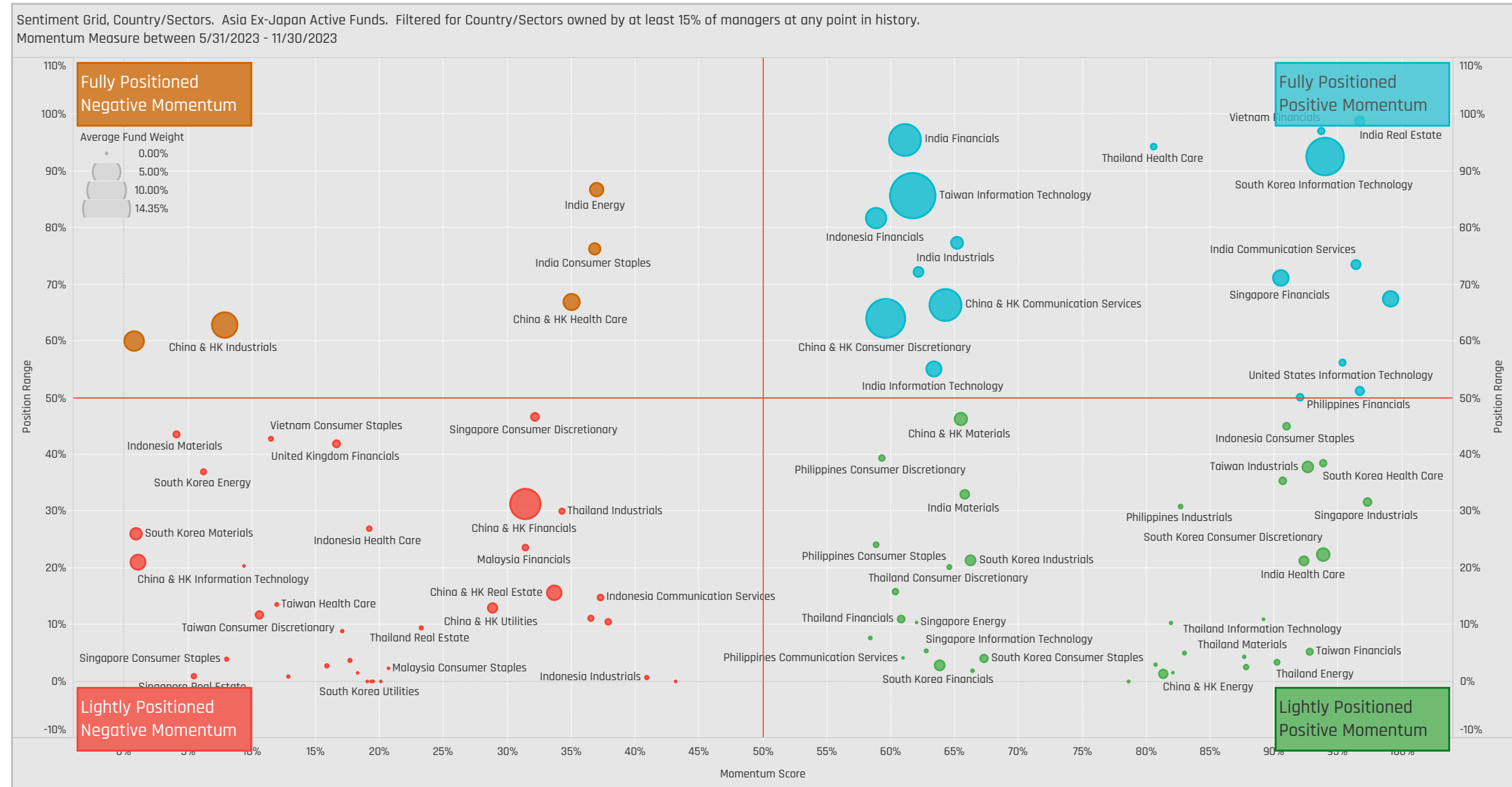
Fund Name	New or C.	Country Sector	Fund Weight, %	Weight Change, %
Value Partners Ireland Fund Plc - Asia (ex-Japa..		China & HK Industrials	12.51%	6.82%
Invesco Funds - Asia Opportunities Equity Fund		China & HK Communication Services	14.48%	5.00%
Goldman Sachs Funds III - Asia Equity Growth &..		Taiwan Information Technology	29.07%	4.84%
Nikko AM Global Umbrella Fund - Asia (ex-Japa..		South Korea Information Technology	9.79%	4.74%
Matthews Asia Funds - Asia (ex-Japan) Total R..		China & HK Communication Services	8.38%	4.42%
CompAM Fund - Cadence Strategic Asia	New	China & HK Information Technology	4.33%	4.33%
SEB Fund 2 - Asia (ex-Japan) Fund		China & HK Information Technology	5.04%	4.27%
CompAM Fund - Cadence Strategic Asia		India Energy	4.10%	-3.07%
KBC Equity Fund - New Asia		South Korea Information Technology	6.11%	-3.12%
Nikko AM Global Umbrella Fund - Asia (ex-Japa..		China & HK Industrials	2.97%	-3.13%
GAM Multistock SICAV - Asia Focus Equity Fund		China & HK Information Technology	1.13%	-3.26%
Value Partners High Dividend Stocks Fund		China & HK Communication Services	10.65%	-3.72%
Value Partners High Dividend Stocks Fund		China & HK Information Technology	2.50%	-4.08%
Robeco Capital Gr. Fds. - Sustainable Asian Sta..		Taiwan Information Technology	10.70%	-4.35%

Sensitive Country/Sectors: Largest Fund Flows, \$. 5/31/2023 - 11/30/2023

Fund Name	New or Cl.	Country Sector	Fund AUM, \$	Fund Flows, \$
Baillie Gifford Overseas Growth Fund - Pacific F..		South Korea Information Technology	\$348M	\$133.8M
Morgan Stanley Invt. Fds. - Asia Opportunity Fu..		China & HK Industrials	\$194M	\$52.9M
Value Partners High Dividend Stocks Fund		China & HK Industrials	\$211M	\$52.7M
Morgan Stanley Invt. Fds. - Asia Opportunity Fu..		South Korea Information Technology	\$392M	\$52.5M
Fidelity Funds SICAV - Sustainable Asia Equity		Taiwan Information Technology	\$553M	\$49.7M
Morgan Stanley Invt. Fds. - Asia Opportunity Fu..		China & HK Communication Services	\$199M	\$46.9M
Baillie Gifford Overseas Growth Fund - Pacific F..		China & HK Energy	\$167M	\$42.8M
iShares Tr. - MSCI All Country Asia ex-Japan ETF		China & HK Communication Services	\$159M	(\$35.8M)
T Rowe Price New Asia Fund		China & HK Industrials	\$114M	(\$45.7M)
Value Partners High Dividend Stocks Fund		China & HK Communication Services	\$154M	(\$47.3M)
Value Partners High Dividend Stocks Fund		China & HK Information Technology	\$36M	(\$51.2M)
iShares Tr. - MSCI All Country Asia ex-Japan ETF		South Korea Information Technology	\$187M	(\$51.6M)
iShares Tr. - MSCI All Country Asia ex-Japan ETF		Taiwan Information Technology	\$312M	(\$82.2M)
Morgan Stanley Invt. Fds. - Asia Opportunity Fu..		China & HK Information Technology	\$147M	(\$85.5M)

Country/Sector Sentiment Grid

We combine the latest country/sector positioning, long-term positioning and short-term fund activity in the 'Sentiment Grid', below. The Y-Axis measures where today's ownership levels in each country/sector sit relative to the long-term range. We calculate the Z-Score of today's average weight, funds invested % and funds O/W %, relative to all monthly observations in our fund history (going back to 7/31/2011). A figure close to 100% would indicate today's positioning is close to its maximum ever level, a figure close to zero, the lowest. The X-axis provides a measure of short-term fund activity, or 'Momentum', by looking at the changes in average weight, funds invested % and funds o/w % between 5/31/2023 and 11/30/2023, relative to each country/sector. A figure above 50% means a country/sector has seen relative increases in ownership, a figure below 50% indicates a relative decrease in positioning. The size of the bubble represents the average weight of each country/sector.



Position Range: Average of:
 Z-Score Average Weight vs history
 Z-Score Funds Invested % vs history
 Z-Score Funds O/W % vs history

Momentum Score: Average of:
 Change in Average Weight (Percentile vs Peers)
 Change in Funds Invested % (Percentile vs Peers)
 Change in Funds O/W % (Percentile vs Peers)

Stock Allocations

Stock Holdings Snapshot

Aggregate Stock Holdings Data, Ranked by Most Widely Held.

Ticker	Stock Name	Funds Invested %	Average Weight	Vs Benchmark	Fund AUM, \$
2330-TW	Taiwan Semiconductor Manufacturing Co., L.	98.00%	8.80%	0.99%	\$4,865.06M
700-HK	Tencent Holdings Ltd.	87.00%	4.94%	0.12%	\$2,654.32M
9988-HK	Alibaba Group Holding Ltd.	82.00%	3.01%	0.38%	\$1,651.10M
005930-KR	Samsung Electronics Co., Ltd.	81.00%	5.94%	1.32%	\$3,779.97M
1299-HK	AIA Group Limited	78.00%	2.61%	0.90%	\$1,775.82M
3690-HK	Meituan Class B	63.00%	1.05%	0.04%	\$766.22M
500180-IN	HDFC Bank Limited	60.00%	2.25%	1.36%	\$1,690.78M
532174-IN	ICICI Bank Limited	54.00%	1.75%	0.75%	\$1,300.28M
BBCA-ID	PT Bank Central Asia Tbk	52.00%	1.18%	0.63%	\$495.88M
000660-KR	SK hynix Inc.	52.00%	1.63%	0.66%	\$572.29M
005-SG	DBS Group Holdings Ltd	49.00%	1.07%	0.33%	\$441.40M
388-HK	Hong Kong Exchanges & Clearing Ltd.	49.00%	0.89%	0.15%	\$552.56M
2454-TW	MediaTek Inc	49.00%	0.93%	0.13%	\$711.67M
9618-HK	JD.com, Inc. Class A	45.00%	0.57%	0.02%	\$387.38M
2318-HK	Ping An Insurance (Group) Company of Chin..	45.00%	0.72%	0.19%	\$288.17M
SE-US	Sea Ltd. (Singapore) Sponsored ADR Class A	44.00%	0.36%	0.13%	\$234.88M
500209-IN	Infosys Limited	41.00%	0.72%	-0.27%	\$510.49M
3958-HK	China Merchants Bank Co., Ltd. Class H	39.00%	0.50%	0.27%	\$205.49M
669-HK	Techtronic Industries Co., Ltd.	38.00%	0.47%	0.24%	\$448.74M
500325-IN	Reliance Industries Limited	38.00%	1.08%	-0.40%	\$427.79M
BBRI-ID	PT Bank Rakyat Indonesia (Persero) Tbk Clas..	35.00%	0.80%	0.40%	\$329.61M
9961-HK	Trip Com Group Ltd	34.00%	0.62%	0.29%	\$509.99M
600519-CN	Kweichow Moutai Co., Ltd. Class A	34.00%	0.94%	0.60%	\$588.05M
YUMC-US	Yum China Holdings, Inc.	32.00%	0.52%	0.22%	\$282.89M
NTESF-US	NetEase, Inc.	32.00%	0.82%	0.07%	\$273.12M

Top Stock Holdings, %

Fund Name	Ticker	Stock Name	Value
GemAsia	2330-TW	Taiwan Semiconductor Manufacturing Co., Lt.	18.44%
PineBridge Global Funds - Asia (ex-Japan) Equity Fund	PDD-US	Pinduoduo, Inc. Sponsored ADR Class A	15.31%
T Rowe Price New Asia Fund	2330-TW	Taiwan Semiconductor Manufacturing Co., Lt.	12.29%
abrdn Sustainable Asian Opportunities Fund	2330-TW	Taiwan Semiconductor Manufacturing Co., Lt.	12.18%
Fidelity Japan Asian Equity Mother Fund	005930-KR	Samsung Electronics Co., Ltd.	11.66%
Baring AM (Japan) Asia Future Growth Equity Mother Fund	005930-KR	Samsung Electronics Co., Ltd.	11.52%
Nordea Asian Stars Fund	2330-TW	Taiwan Semiconductor Manufacturing Co., Lt.	11.45%
Nordea Asian Stars Fund	005930-KR	Samsung Electronics Co., Ltd.	11.19%
E Fund Asia Selected Stock Fund	700-HK	Tencent Holdings Ltd.	11.08%
Allianz Global Investors Choice Fund - Asian	005930-KR	Samsung Electronics Co., Ltd.	11.06%
Nordea 1 - Asian Stars Equity Fund	2330-TW	Taiwan Semiconductor Manufacturing Co., Lt.	11.03%
Fidelity Funds SICAV - Sustainable Asia Equity	005930-KR	Samsung Electronics Co., Ltd.	11.02%
Fidelity Funds SICAV - Asian Equity Fund	005930-KR	Samsung Electronics Co., Ltd.	11.01%
T Rowe Price Asia Opportunities Fund	2330-TW	Taiwan Semiconductor Manufacturing Co., Lt.	10.95%
Fidelity Invt. Funds - Emerging Asia Fund	005930-KR	Samsung Electronics Co., Ltd.	10.85%
Fullerton Lux Funds - Asia Focus Equities	2330-TW	Taiwan Semiconductor Manufacturing Co., Lt.	10.85%
Fidelity Invt. Funds - Asia Fund	2330-TW	Taiwan Semiconductor Manufacturing Co., Lt.	10.84%
Baring AM (Japan) Asia Future Growth Equity Mother Fund	2330-TW	Taiwan Semiconductor Manufacturing Co., Lt.	10.84%
Nordea 1 - Asian Stars Equity Fund	005930-KR	Samsung Electronics Co., Ltd.	10.82%
FTIF SICAV - Asian Growth Fund	2330-TW	Taiwan Semiconductor Manufacturing Co., Lt.	10.80%
Schroder Asian Growth Fund	2330-TW	Taiwan Semiconductor Manufacturing Co., Lt.	10.75%
Wellington Mgmt. Fds. (LU) - Asian Opportunities Fund	2330-TW	Taiwan Semiconductor Manufacturing Co., Lt.	10.74%
Fidelity Funds SICAV - Asian Special Situations Fund	2330-TW	Taiwan Semiconductor Manufacturing Co., Lt.	10.73%
Fidelity Funds SICAV - Sustainable Asia Equity	2330-TW	Taiwan Semiconductor Manufacturing Co., Lt.	10.68%
Fidelity Funds SICAV - Asian Equity Fund	2330-TW	Taiwan Semiconductor Manufacturing Co., Lt.	10.65%

Aggregate Stock Holdings Data, Largest Overweight Holdings

Ticker	Stock Name	Vs Benchmark	Average Weight	Funds Invested %	Fund AUM, \$
500180-IN	HDFC Bank Limited	1.36%	2.25%	60.00%	\$1,690.78M
005930-KR	Samsung Electronics Co., Ltd.	1.32%	5.94%	81.00%	\$3,779.97M
2330-TW	Taiwan Semiconductor Manufacturing Co., L.	0.99%	8.80%	98.00%	\$4,865.06M
1299-HK	AIA Group Limited	0.90%	2.61%	78.00%	\$1,775.82M
532174-IN	ICICI Bank Limited	0.75%	1.75%	54.00%	\$1,300.28M
000660-KR	SK hynix Inc.	0.66%	1.63%	52.00%	\$572.29M
BBCA-ID	PT Bank Central Asia Tbk	0.63%	1.18%	52.00%	\$495.88M
600519-CN	Kweichow Moutai Co., Ltd. Class A	0.60%	0.94%	34.00%	\$588.05M
BBRI-ID	PT Bank Rakyat Indonesia (Persero) Tbk Clas..	0.40%	0.80%	35.00%	\$329.61M
532215-IN	Axis Bank Limited	0.39%	0.90%	32.00%	\$637.69M

Top Stock Holdings, \$

Fund Name	Ticker	Stock Name	Value
Schroder ISF - Asian Opportunities	2330-TW	Taiwan Semiconductor Manufacturing Co., Lt.	\$613M
Schroder ISF - Asian Opportunities	005930-KR	Samsung Electronics Co., Ltd.	\$516M
Fidelity Invt. Funds - Asia Fund	2330-TW	Taiwan Semiconductor Manufacturing Co., Lt.	\$358M
Fidelity Funds SICAV - Sustainable Asia Equity	005930-KR	Samsung Electronics Co., Ltd.	\$355M
Morgan Stanley Invt. Fds. - Asia Opportunity Fund	500180-IN	HDFC Bank Limited	\$350M
Fidelity Funds SICAV - Sustainable Asia Equity	2330-TW	Taiwan Semiconductor Manufacturing Co., Lt.	\$344M
Schroder ISF - Asian Opportunities	700-HK	Tencent Holdings Ltd.	\$317M
Fidelity Invt. Funds - Asia Fund	005930-KR	Samsung Electronics Co., Ltd.	\$299M
T Rowe Price New Asia Fund	2330-TW	Taiwan Semiconductor Manufacturing Co., Lt.	\$293M
Morgan Stanley Invt. Fds. - Asia Opportunity Fund	532174-IN	ICICI Bank Limited	\$285M
Schroder ISF - Asian Opportunities	SKQW5Y.F-LU	Schroder International Selection Fund SICAV ..	\$282M
Hermes Invt. Funds - Asia (ex-Japan) Equity Fund	005930-KR	Samsung Electronics Co., Ltd.	\$281M
Schroder ISF - Asian Opportunities	PH1WRT.F-LU	Schroder International Selection Fund SICAV ..	\$273M
Fidelity Funds SICAV - Sustainable Asia Equity	1299-HK	AIA Group Limited	\$252M
Morgan Stanley Invt. Fds. - Asia Opportunity Fund	CPNG-US	Coupage, Inc. Class A	\$240M
Schroder ISF - Asian Opportunities	1299-HK	AIA Group Limited	\$234M
T Rowe Price New Asia Fund	005930-KR	Samsung Electronics Co., Ltd.	\$215M
Morgan Stanley Invt. Fds. - Asia Opportunity Fund	600519-CN	Kweichow Moutai Co., Ltd. Class A	\$209M
Schroder ISF - Asian Opportunities	500180-IN	HDFC Bank Limited	\$207M
Schroder ISF - Asian Opportunities	9988-HK	Alibaba Group Holding Ltd.	\$205M
Fidelity Invt. Funds - Asia Fund	700-HK	Tencent Holdings Ltd.	\$204M
Morgan Stanley Invt. Fds. - Asia Opportunity Fund	9961-HK	Trip Com Group Ltd	\$203M
Fidelity Funds SICAV - Asian Special Situations Fund	2330-TW	Taiwan Semiconductor Manufacturing Co., Lt.	\$203M
Fidelity Invt. Funds - Asia Fund	1299-HK	AIA Group Limited	\$201M

Aggregate Stock Holdings Data, Largest Underweight Holdings

Ticker	Stock Name	Vs Benchmark	Average Weight	Funds Invested %	Fund AUM, \$
939-HK	China Construction Bank Corporation Class H	-0.55%	0.40%	18.00%	\$146.55M
3988-HK	Bank of China Limited Class H	-0.49%	0.01%	2.00%	\$16.80M
1810-HK	Xiaomi Corp. Class B	-0.49%	0.04%	3.00%	\$21.36M
PDD-US	Pinduoduo, Inc. Sponsored ADR Class A	-0.48%	1.04%	29.00%	\$365.05M
1398-HK	Industrial and Commercial Bank of China Li.	-0.43%	0.10%	5.00%	\$56.20M
500325-IN	Reliance Industries Limited	-0.40%	1.08%	38.00%	\$427.79M
2317-TW	Hon Hai Precision Industry Co., Ltd.	-0.39%	0.30%	17.00%	\$129.81M
005490-KR	POSCO Holdings Inc.	-0.37%	0.09%	6.00%	\$24.74M
532540-IN	Tata Consultancy Services Limited	-0.36%	0.30%	13.00%	\$105.26M
039-SG	Oversea-Chinese Banking Corporation Limit..	-0.29%	0.25%	13.00%	\$235.66M

Stock Holdings Activity

Aggregate Stock Holdings Changes - Largest Increases in Funds Invested %, 5/31/2023 - 11/30/2023

Ticker	Stock Name	Funds Invested % Δ	Average Weight Δ	Average Wgt vs Benchmark Δ	Fund Flows, \$
3037-TW	Unimicron Technology Corp.	9.00%	0.12%	0.12%	\$134.73M
BMRI-ID	PT Bank Mandiri (Persero) Tbk	7.00%	0.15%	0.13%	\$21.63M
3711-TW	ASE Technology Holding Co., Ltd.	7.00%	0.07%	0.08%	(\$2.37M)
PDD-US	Pinduoduo, Inc. Sponsored ADR Class A	7.00%	0.62%	-0.31%	\$42.30M
300750-CN	Contemporary Amperex Technology Co., Ltd..	6.00%	-0.03%	0.00%	\$74.07M
543940-IN	Jio Financial Services Limited	6.00%	0.02%	-0.12%	\$42.51M
2015-HK	Li Auto, Inc. Class A	6.00%	0.13%	0.08%	\$20.29M
S51-SG	Sembcorp Marine Ltd	5.00%	0.06%	0.07%	\$9.70M
AMRT-ID	PT Sumber Alfaria Trijaya	5.00%	0.07%	0.07%	\$20.26M
ACB-VN	Asia Commercial Joint Stock Bank	5.00%	0.03%	0.03%	\$15.11M
8069-TW	E Ink Holdings Inc.	5.00%	0.05%	0.07%	\$11.79M
532215-IN	Axis Bank Limited	5.00%	0.16%	0.10%	\$68.98M
511218-IN	Shriram Finance Limited	5.00%	0.09%	0.04%	(\$10.62M)
2359-HK	WuXi AppTec Co., Ltd. Class H	5.00%	0.10%	0.08%	\$62.10M
2345-TW	Accton Technology Corp.	5.00%	0.15%	0.13%	(\$5.90M)
300124-CN	Shenzhen Inovance Technology Co., Ltd Clas..	4.00%	0.08%	0.08%	\$4.22M
27-HK	Galaxy Entertainment Group Limited	4.00%	0.03%	0.08%	\$41.46M
2423-HK	KE Holdings Inc Class A	4.00%	0.04%	0.03%	(\$20.28M)
CTSH-US	Cognizant Technology Solutions Corporation..	4.00%	0.04%	0.04%	\$38.16M
992-HK	Lenovo Group Limited	4.00%	0.09%	0.05%	\$42.21M
532343-IN	TVS Motor Company Limited	4.00%	0.08%	0.05%	\$5.09M
500570-IN	Tata Motors Limited	4.00%	0.05%	0.01%	(\$36.19M)
000810-KR	Samsung Fire & Marine Insurance Co., Ltd	4.00%	0.03%	0.02%	(\$5.95M)
005-SG	DBS Group Holdings Ltd	4.00%	0.09%	0.08%	\$52.49M
1299-HK	AIA Group Limited	3.00%	-0.29%	0.04%	(\$67.95M)

Largest Fund Level Changes in Stock Weight, %, 5/31/2023 - 11/30/2023

Fund Name	Ticker	Stock Name	New or Close..	Weight Change
PineBridge Global Funds - Asia (ex-Japan) Equity F..	PDD-US	Pinduoduo, Inc. Sponsored ..		7.66%
Value Partners Ireland Fund Plc - Asia (ex-Japan) E..	005935-KR	Samsung Electronics Co Lt..		5.93%
UBS (Lux) Key Selection SICAV - Asian Equities USD	PDD-US	Pinduoduo, Inc. Sponsored ..		5.51%
PineBridge Fund Series - Asian Fund	9988-HK	Alibaba Group Holding Ltd.	New	5.37%
SEB Fund 2 - Asia (ex-Japan) Fund	009150-KR	Samsung Electro-Mechanic..	New	5.36%
CG Nouvelle Asie	500180-IN	HDFC Bank Limited	New	5.06%
Comgest Growth Plc - Growth Asia (ex-Japan)	500180-IN	HDFC Bank Limited	New	5.05%
LUX IM - Pictet Asian Equities	000660-KR	SK hynix Inc.	New	4.48%
Invesco Funds - Asia Opportunities Equity Fund	PDD-US	Pinduoduo, Inc. Sponsored ..	New	4.44%
CompAM Fund - Cadence Strategic Asia	992-HK	Lenovo Group Limited	New	4.33%
LUX IM - Pictet Asian Equities	PDD-US	Pinduoduo, Inc. Sponsored ..	New	4.22%
Goldman Sachs Funds III - Asia Equity Growth & Inc..	2382-TW	Quanta Computer Inc.		3.86%
JPMorgan Funds - Asia Growth Fund	500010-IN	Housing Development Fina..	Close	-3.33%
PineBridge Fund Series - Asian Fund	2454-TW	MediaTek Inc	Close	-3.51%
abrdn Sustainable Asian Opportunities Fund	500010-IN	Housing Development Fina..	Close	-3.57%
JPMorgan (Taiwan) Asia Fund	500010-IN	Housing Development Fina..	Close	-3.89%
Invesco Funds - Asia Opportunities Equity Fund	3988-HK	Bank of China Limited Clas..	Close	-3.92%
AB FCP I - Asia (ex-Japan) Equity Portfolio	386-HK	China Petroleum & Chemic..	Close	-3.93%
CG Nouvelle Asie	500010-IN	Housing Development Fina..	Close	-4.26%
Comgest Growth Plc - Growth Asia (ex-Japan)	500010-IN	Housing Development Fina..	Close	-4.43%
Value Partners Ireland Fund Plc - Asia (ex-Japan) E..	005930-KR	Samsung Electronics Co., Lt..	Close	-4.52%
CompAM Fund - Cadence Strategic Asia	532424-IN	Godrej Consumer Products ..	Close	-4.73%
JKC Fund - La Francaise JKC Asia Equity	1268-HK	China Meidong Auto Holdin..	Close	-5.71%
LUX IM - Pictet Asian Equities	MPZKHJ.F-LU	Pictet SICAV - Pictet-Asian ..	Close	-9.29%

Aggregate Stock Holdings Changes - Largest Decreases in Funds Invested %, 5/31/2023 - 11/30/2023

Ticker	Stock Name	Funds Invested % Δ	Average Weight Δ	Average Wgt vs Benchmark Δ	Fund Flows, \$
500010-IN	Housing Development Finance Corporation L..	-17.00%	-0.44%	0.55%	(\$355.78M)
9618-HK	JD.com, Inc. Class A	-12.00%	-0.21%	-0.14%	(\$85.91M)
3690-HK	Meituan Class B	-9.00%	-0.25%	0.00%	(\$4.11M)
300760-CN	Shenzhen Mindray Bio-Medical Electronics C..	-8.00%	-0.09%	-0.09%	(\$49.83M)
051910-KR	LG Chem Ltd.	-7.00%	-0.29%	-0.16%	(\$54.02M)
603288-CN	Foshan Haitian Flavouring & Food Co., Ltd. C..	-7.00%	-0.10%	-0.09%	(\$13.24M)
2382-HK	Sunny Optical Technology (Group) Co., Ltd.	-6.00%	-0.05%	-0.04%	(\$13.60M)
036570-KR	NCsoft Corporation	-6.00%	-0.05%	-0.02%	(\$7.71M)
6690-HK	Haier Smart Home Co., Ltd. Class H	-6.00%	-0.05%	-0.05%	\$15.72M
2391-HK	Li Ning Company Limited	-5.00%	-0.15%	-0.05%	(\$27.3M)
601012-CN	LONGi Green Energy Technology Co., Ltd. Cla..	-5.00%	-0.10%	-0.09%	(\$45.28M)
035720-KR	Kakao Corp.	-5.00%	-0.03%	0.00%	(\$7.22M)
322-HK	Tingyi (Cayman Islands) Holding Corp.	-5.00%	-0.04%	-0.03%	(\$15.51M)
1177-HK	Sino Biopharmaceutical Limited	-5.00%	-0.04%	-0.04%	(\$4.42M)
2388-HK	BOC Hong Kong (Holdings) Limited	-5.00%	-0.08%	-0.05%	(\$14.44M)
3968-HK	China Merchants Bank Co., Ltd. Class H	-5.00%	-0.28%	-0.18%	(\$104.77M)
600887-CN	Inner Mongolia Yili Industrial Group Co., Ltd. ..	-5.00%	-0.06%	-0.06%	(\$0.29M)
388-HK	Hong Kong Exchanges & Clearing Ltd.	-4.00%	-0.05%	0.01%	\$0.29M
BBRI-ID	PT Bank Rakyat Indonesia (Persero) Tbk Clas..	-4.00%	-0.12%	-0.07%	(\$56.23M)
300274-CN	Sungrow Power Supply Co., Ltd. Class A	-4.00%	-0.06%	-0.05%	\$2.39M
601888-CN	China Tourism Group Duty Free Corporation ..	-4.00%	-0.06%	-0.05%	(\$10.33M)
2128-HK	China Lesso Group Holdings Limited	-4.00%	-0.04%	-0.03%	(\$9.28M)
601615-CN	Ming Yang Smart Energy Group Limited Clas..	-4.00%	-0.05%	-0.05%	(\$7.82M)
175-HK	Geely Automobile Holdings Limited	-4.00%	-0.04%	-0.03%	(\$15.58M)
300450-CN	Wuxi Lead Intelligent Equipment Co. Ltd. Cla..	-4.00%	-0.05%	-0.05%	(\$16.40M)

Largest Fund Level Stock Inflows/Outflows, \$, 5/31/2023 - 11/30/2023

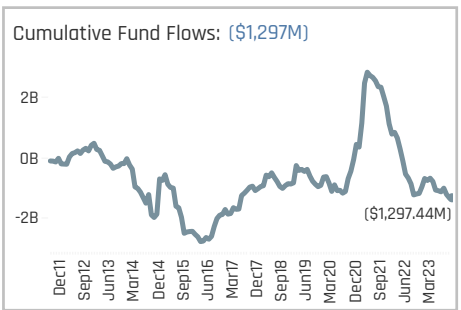
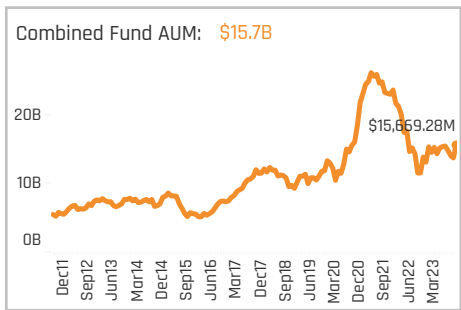
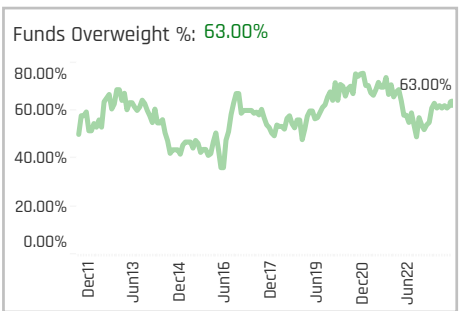
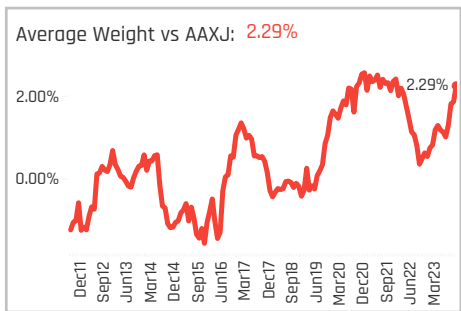
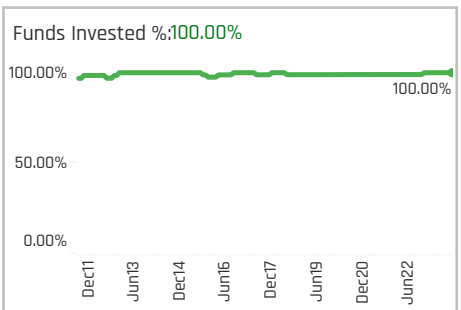
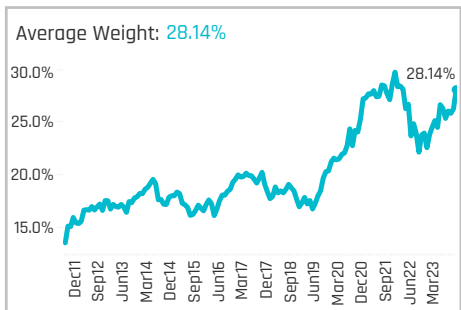
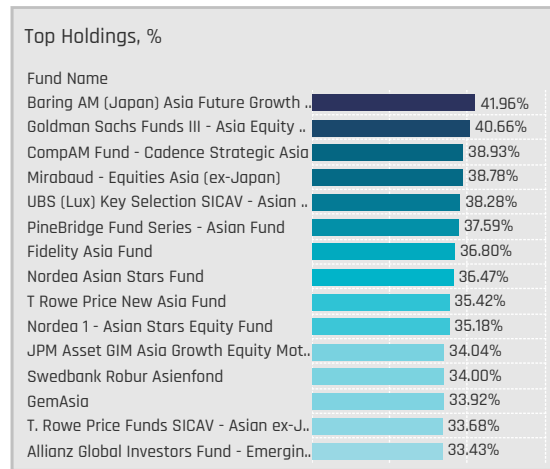
Fund Name	Ticker	Stock Name	New or Close..	Inflow/Outflow
Morgan Stanley Invt. Fds. - Asia Opportunity Fund	532215-IN	Axis Bank Limited	New	\$116M
Baillie Gifford Overseas Growth Fund - Pacific Fund	005930-KR	Samsung Electronics Co., Ltd.	New	\$105M
Baillie Gifford Overseas Growth Fund - Pacific Fund	500180-IN	HDFC Bank Limited	New	\$76M
Hermes Invt. Funds - Asia (ex-Japan) Equity Fund	2330-TW	Taiwan Semiconductor Man..	New	\$57M
Baillie Gifford Overseas Growth Fund - Pacific Fund	000660-KR	SK hynix Inc.	New	\$54M
Morgan Stanley Invt. Fds. - Asia Opportunity Fund	3690-HK	Meituan Class B		\$53M
Schroder ISF - Asian Opportunities	300750-CN	Contemporary Amperex Tec..	New	\$51M
Fidelity Funds SICAV - Sustainable Asia Equity	005-SG	DBS Group Holdings Ltd	New	\$48M
Morgan Stanley Invt. Fds. - Asia Opportunity Fund	700-HK	Tencent Holdings Ltd.		\$47M
Morgan Stanley Invt. Fds. - Asia Opportunity Fund	500114-IN	Titan Company Limited	New	\$47M
Morgan Stanley Invt. Fds. - Asia Opportunity Fund	CPNG-US	Coupang, Inc. Class A		\$45M
Hermes Invt. Funds - Asia (ex-Japan) Equity Fund	600887-CN	Inner Mongolia Yili Industrial..		\$44M
Fidelity Funds SICAV - Sustainable Asia Equity	500180-IN	HDFC Bank Limited	Close	(\$49M)
T Rowe Price New Asia Fund	3690-HK	Meituan Class B	Close	(\$49M)
Fidelity Funds SICAV - Sustainable Asia Equity	532174-IN	ICICI Bank Limited		(\$50M)
Hermes Invt. Funds - Asia (ex-Japan) Equity Fund	005490-KR	POSCO Holdings Inc.	Close	(\$52M)
iShares Tr. - MSCI All Country Asia ex-Japan ETF	2330-TW	Taiwan Semiconductor Man..		(\$53M)
Hermes Invt. Funds - Asia (ex-Japan) Equity Fund	1099-HK	Sinopharm Group Co., Ltd. Cl..		(\$57M)
Morgan Stanley Invt. Fds. - Asia Opportunity Fund	532187-IN	IndusInd Bank Ltd.		(\$59M)
Fidelity Funds SICAV - Sustainable Asia Equity	532215-IN	Axis Bank Limited		(\$64M)
Baillie Gifford Overseas Growth Fund - Pacific Fund	500010-IN	Housing Development Finan..	Close	(\$74M)
Morgan Stanley Invt. Fds. - Asia Opportunity Fund	9961-HK	Trip Com Group Ltd		(\$100M)
Morgan Stanley Invt. Fds. - Asia Opportunity Fund	532174-IN	ICICI Bank Limited		(\$116M)
Morgan Stanley Invt. Fds. - Asia Opportunity Fund	500180-IN	HDFC Bank Limited		(\$122M)

Stock Sentiment Grid

We combine the latest stock positioning, long-term positioning and short-term fund activity in the 'Sentiment Grid', below. The Y-Axis measures where today's ownership levels in each stock sit relative to the long-term range. We calculate the Z-Score of today's average weight, funds invested % and funds O/W %, relative to all monthly observations in our fund history (going back to 7/31/2011). A figure close to 100% would indicate today's positioning is close to its maximum ever level, a figure close to zero, the lowest. The X-axis provides a measure of short-term fund activity, or 'Momentum', by looking at the changes in average weight, funds invested % and funds o/w % between 5/31/2023 and 11/30/2023, relative to each stock. A figure above 50% means a stock has seen relative increases in ownership, a figure below 50% indicates a relative decrease in positioning. The size of the bubble represents the average weight of each stock.

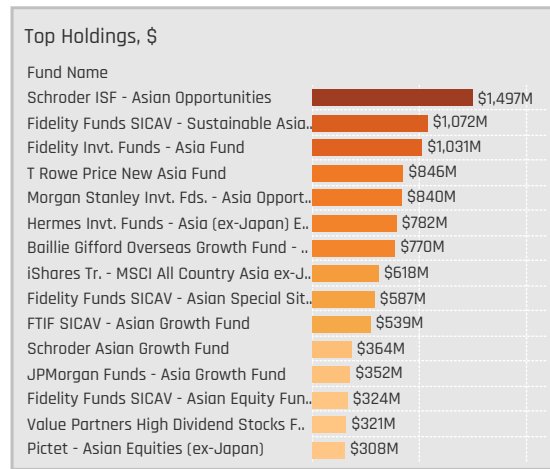


Sector Profiles



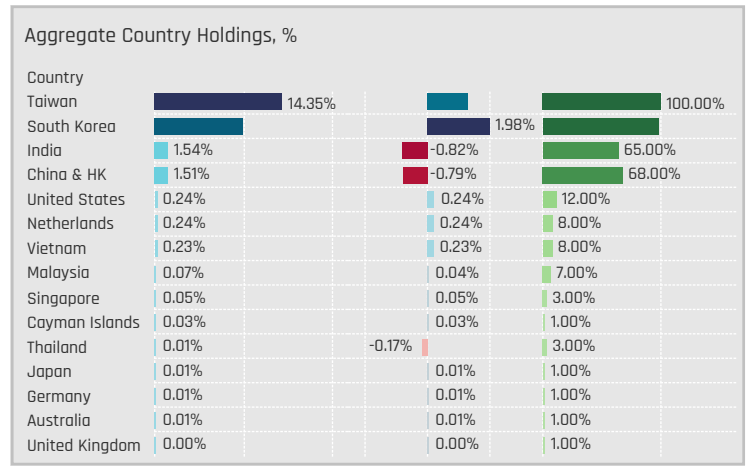
Aggregate Stock Holdings Data, Ranked by Most Widely Held.

Ticker	Stock Name	Funds Invested %	Average Weight	Vs Benchmark	Fund AUM, \$
2330-TW	Taiwan Semiconductor Manuf..	98.00%	8.80%	0.99%	\$4,865M
005930-KR	Samsung Electronics Co., Ltd.	81.00%	5.94%	1.32%	\$3,780M
000660-KR	SK hynix Inc.	52.00%	1.63%	0.66%	\$572M
2454-TW	MediaTek Inc	49.00%	0.93%	0.13%	\$712M
500209-IN	Infosys Limited	41.00%	0.72%	-0.27%	\$510M
006400-KR	Samsung SDI Co., Ltd	30.00%	0.38%	0.03%	\$153M
3037-TW	Unimicron Technology Corp.	27.00%	0.38%	0.25%	\$196M
2308-TW	Delta Electronics, Inc.	27.00%	0.47%	0.13%	\$114M
035420-KR	NAVER Corp.	23.00%	0.30%	-0.07%	\$357M
005935-KR	Samsung Electronics Co Ltd P..	23.00%	0.72%	0.09%	\$394M
2345-TW	Accton Technology Corp.	21.00%	0.41%	0.28%	\$195M
6415-TW	Silergy Corp.	17.00%	0.21%	0.12%	\$160M
2317-TW	Hon Hai Precision Industry Co...	17.00%	0.30%	-0.39%	\$130M
CPNG-US	Coupage, Inc. Class A	15.00%	0.23%	0.23%	\$307M
601012-CN	LONGI Green Energy Technolo..	15.00%	0.10%	0.08%	\$78M



Top Stock Holdings, %

Fund Name	Ticker	Stock Name	Percentage
GemAsia	2330-TW	Taiwan Semiconducto..	18.44%
T Rowe Price New Asia Fund	2330-TW	Taiwan Semiconducto..	12.29%
abrdn Sustainable Asian Opportunities..	2330-TW	Taiwan Semiconducto..	12.18%
Fidelity Japan Asian Equity Mather Fun..	005930-KR	Samsung Electronics ..	11.66%
Baring AM (Japan) Asia Future Growth ..	005930-KR	Samsung Electronics ..	11.52%
Nordea Asian Stars Fund	2330-TW	Taiwan Semiconducto..	11.45%
Nordea Asian Stars Fund	005930-KR	Samsung Electronics ..	11.19%
Allianz Global Investors Choice Fund - ..	005930-KR	Samsung Electronics ..	11.06%
Nordea 1 - Asian Stars Equity Fund	2330-TW	Taiwan Semiconducto..	11.03%
Fidelity Funds SICAV - Sustainable Asia..	005930-KR	Samsung Electronics ..	11.02%
Fidelity Funds SICAV - Asian Equity Fun..	005930-KR	Samsung Electronics ..	11.01%
T Rowe Price Asia Opportunities Fund	2330-TW	Taiwan Semiconducto..	10.95%
Fidelity Inv. Funds - Emerging Asia Fu..	005930-KR	Samsung Electronics ..	10.85%
Fullerton Lux Funds - Asia Focus Equiti..	2330-TW	Taiwan Semiconducto..	10.85%
Fidelity Inv. Funds - Asia Fund	2330-TW	Taiwan Semiconducto..	10.84%



Top Country Holdings, %

Fund Name	Country	Percentage
Goldman Sachs Funds III - Asia Equity ..	Taiwan	29.07%
UBS (Lux) Key Selection SICAV - Asian ..	Taiwan	21.06%
HSBC GIF - Asia (ex-Japan) Equity	Taiwan	20.68%
Baring AM (Japan) Asia Future Growth ..	Taiwan	20.52%
GemAsia	Taiwan	20.47%
Mirabaud - Equities Asia (ex-Japan)	Taiwan	19.93%
Nomura Asset Asia Attractive Div. Equit..	Taiwan	19.84%
abrdn Sustainable Asian Opportunities..	Taiwan	19.49%
Nordea Asian Stars Fund	Taiwan	19.11%
Baring AM (Japan) Asia Future Growth ..	South Korea	19.01%
LUX IM - Pictet Asian Equities	Taiwan	18.95%
Swedbank Robur Asienfond	Taiwan	18.90%
PineBridge Fund Series - Asian Fund	Taiwan	18.46%
Nordea 1 - Asian Stars Equity Fund	Taiwan	18.42%
Invesco Funds - Asia Opportunities Equ..	Taiwan	17.65%

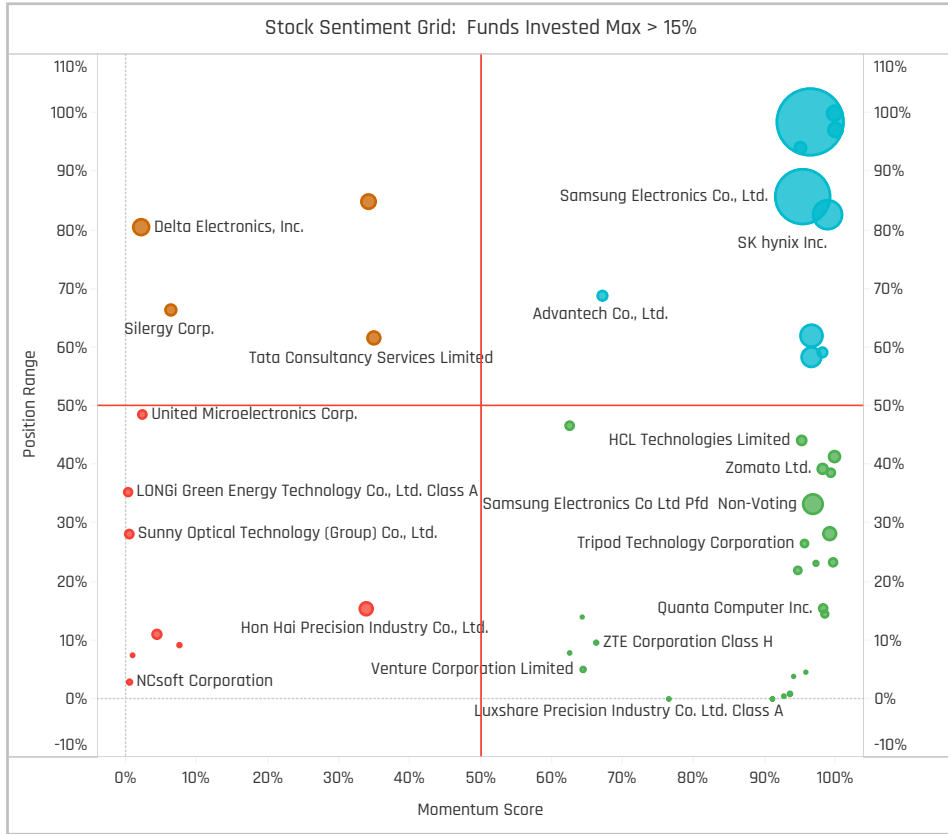
Top Stock Holdings, \$

Fund Name	Ticker	Stock Name	Amount
Schroder ISF - Asian Opportunities	2330-TW	Taiwan Semiconductor ..	\$613M
Schroder ISF - Asian Opportunities	005930-..	Samsung Electronics Co...	\$516M
Fidelity Inv. Funds - Asia Fund	2330-TW	Taiwan Semiconductor ..	\$358M
Fidelity Funds SICAV - Sustainable Asia..	005930-..	Samsung Electronics Co...	\$355M
Fidelity Funds SICAV - Sustainable Asia..	2330-TW	Taiwan Semiconductor ..	\$344M
Fidelity Inv. Funds - Asia Fund	005930-..	Samsung Electronics Co...	\$299M
T Rowe Price New Asia Fund	2330-TW	Taiwan Semiconductor ..	\$293M
Hermes Inv. Funds - Asia (ex-Japan) E..	005930-..	Samsung Electronics Co...	\$281M
Morgan Stanley Inv. Fds. - Asia Opport..	CPNG-US	Coupage, Inc. Class A	\$240M
T Rowe Price New Asia Fund	005930-..	Samsung Electronics Co...	\$215M
Fidelity Funds SICAV - Asian Special Sit..	2330-TW	Taiwan Semiconductor ..	\$203M
FTIF SICAV - Asian Growth Fund	2330-TW	Taiwan Semiconductor ..	\$198M
FTIF SICAV - Asian Growth Fund	005930-..	Samsung Electronics Co...	\$188M
Fidelity Funds SICAV - Asian Special Sit..	005930-..	Samsung Electronics Co...	\$187M
iShares Tr. - MSCI All Country Asia ex-J..	2330-TW	Taiwan Semiconductor ..	\$187M

Largest Changes in Fund Weight, %

Fund Name	New or C..	Change
Fidelity Funds SICAV - Asian Equi..		7.26%
Fidelity Invnt. Funds - Emerging A..		7.24%
SEB Fund 2 - Asia (ex-Japan) Fu..		7.02%
Fidelity Funds SICAV - Sustaina..		6.93%
CompAM Fund - Cadence Strate..		6.28%
Allianz Global Investors Fund - E..		4.98%
SEB Asia (ex-Japan) Fund		4.58%
Mirabaud - Equities Asia (ex-Ja..		-1.54%
Value Partners High Dividend St..		-2.22%
T Rowe Price Asia Opportunities ..		-3.07%
T. Rowe Price Funds SICAV - Asi..		-3.54%
T. Rowe Price Fds. OEIC - Asian O..		-3.56%
GAM Multistock SICAV - Asia Foc..		-4.55%
PineBridge Global Funds - Asia (..		-5.15%

Ave Wgt Δ	Funds Invested Δ	Fund Flows, \$	Av Wgt vs AAXJ Δ	Funds O/W % Δ
1.43%	0.00%	(\$255M)	1.08%	2.00%



Aggregate Stock Holdings Changes

Ticker	Stock Name	Funds Invested % Δ	Average Weight Δ	Fund Flows, \$
3037-TW	Unimicron Technology Corp.	9.00%	0.12%	\$135M
3711-TW	ASE Technology Holding Co., Lt..	7.00%	0.07%	(\$2M)
8069-TW	E Ink Holdings Inc.	5.00%	0.05%	\$12M
2345-TW	Accton Technology Corp.	5.00%	0.15%	(\$6M)
CTSH-US	Cognizant Technology Solutio..	4.00%	0.04%	\$38M
992-HK	Lenovo Group Limited	4.00%	0.09%	\$42M
3533-TW	Lotes Co., Ltd	3.00%	0.05%	\$12M
2303-TW	United Microelectronics Corp.	-2.00%	-0.02%	(\$12M)
5347-TW	Vanguard International Semic..	-3.00%	-0.03%	\$0M
300450-CN	Wuxi Lead Intelligent Equipme..	-4.00%	-0.05%	(\$16M)
035720-KR	Kakao Corp.	-5.00%	-0.03%	(\$7M)
601012-CN	LONGi Green Energy Technolog..	-5.00%	-0.10%	(\$45M)
036570-KR	NCsoft Corporation	-6.00%	-0.05%	(\$8M)
2382-HK	Sunny Optical Technology (Gro..	-6.00%	-0.05%	(\$14M)

Largest Fund Flows, \$

Fund Name	New or Cl..	Flow
Fidelity Funds SICAV - Sustaina..		\$127M
Baillie Gifford Overseas Growth ..		\$118M
Fidelity Funds SICAV - Asian Eq..		\$54M
Hermes Invnt. Funds - Asia (ex-J..		\$36M
BL - Equities Asia		\$13M
Fidelity Funds SICAV - Asian Sp..		\$12M
T. Rowe Price Funds SICAV - Asi..		\$12M
LUX IM - Pictet Asian Equities		(\$31M)
T Rowe Price New Asia Fund		(\$33M)
LO Funds - Asia High Conviction		(\$35M)
AB FCP I - Asia (ex-Japan) Equi..		(\$47M)
Value Partners High Dividend S..		(\$58M)
FTIF SICAV - Asian Growth Fund		(\$64M)
iShares Tr. - MSCI All Country A..		(\$161M)

Largest Fund Level Changes in Stock Weight, %

Fund Name	Stock Name	New ..	Change
Value Partners Ireland Fund Plc - ..	Samsung Electronics Co ..		5.93%
SEB Fund 2 - Asia (ex-Japan) Fund	Samsung Electro-Mechan..	New	5.36%
LUX IM - Pictet Asian Equities	SK hynix Inc.	New	4.48%
CompAM Fund - Cadence Strategi..	Lenovo Group Limited	New	4.33%
Goldman Sachs Funds III - Asia Eq..	Quanta Computer Inc.		3.86%
Baillie Gifford Overseas Growth Fu..	Samsung Electronics Co...	New	3.60%
Nikko AM Global Umbrella Fund - A..	Samsung Electronics Co...		3.47%
Value Partners Ireland Fund Plc - ..	Alchip Technologies Ltd.	Close	-2.72%
PineBridge Fund Series - Asian Fu..	Estun Automation Co. Lt..		-2.82%
SEB Fund 2 - Asia (ex-Japan) Fund	Samsung Electronics Co...	Close	-2.87%
KBC Equity Fund - New Asia	Samsung Electronics Co...		-2.87%
LUX IM - Pictet Asian Equities	Samsung Electronics Co...		-3.09%
PineBridge Fund Series - Asian Fu..	MediaTek Inc	Close	-3.51%
Value Partners Ireland Fund Plc - ..	Samsung Electronics Co...	Close	-4.52%

Aggregate Country Holding Changes

Country	Change	Flow
United States	4.00%	\$36M
Thailand	2.00%	(\$1M)
Malaysia	1.00%	\$1M
Cayman Islands	1.00%	\$1M
United Kingdom	0.00%	\$0M
Taiwan	0.00%	(\$89M)
South Korea	0.00%	\$34M
Canada	0.00%	
Austria	0.00%	
Australia	0.00%	\$0M
Vietnam	-1.00%	\$0M
India	-1.00%	\$21M
Netherlands	-2.00%	(\$40M)
China & HK	-7.00%	(\$212M)

Largest Changes in Fund Country Weight, %

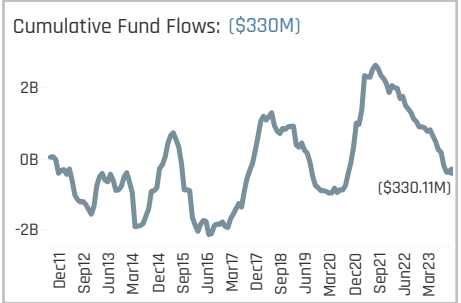
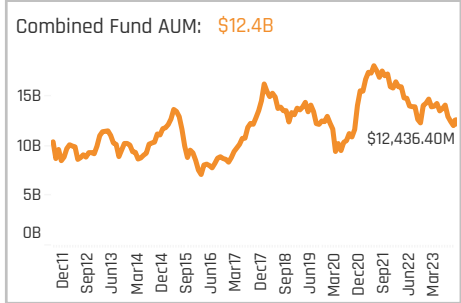
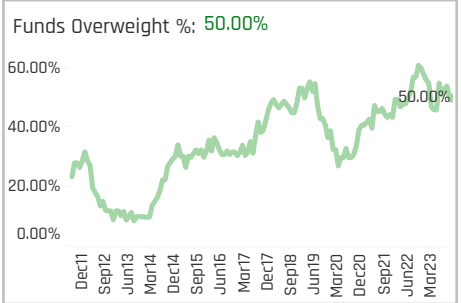
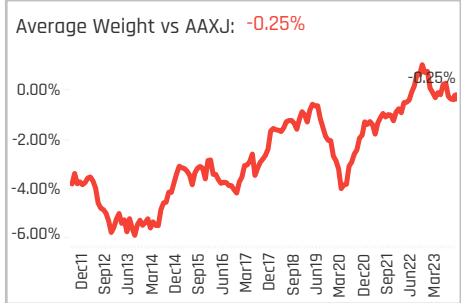
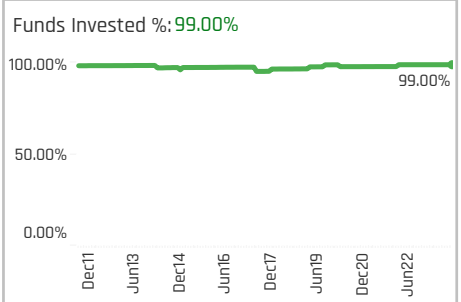
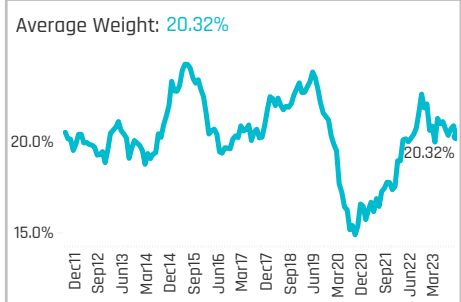
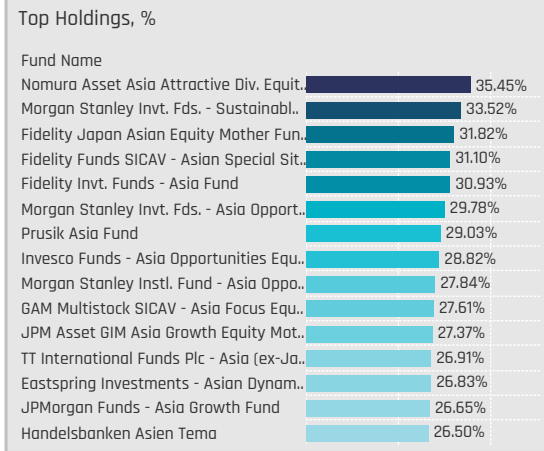
Fund Name	New o..	Country	Change
Goldman Sachs Funds III - Asia Equi..		Taiwan	4.84%
Nikko AM Global Umbrella Fund - Asi..		South Korea	4.74%
CompAM Fund - Cadence Strategic ..	New	China & HK	4.33%
SEB Fund 2 - Asia (ex-Japan) Fund		China & HK	4.27%
JKC Fund - La Francaise JKC Asia E..		South Korea	4.14%
Carnegie Asia		Taiwan	3.99%
Nordea Asian Stars Fund		Taiwan	3.88%
LUX IM - Pictet Asian Equities		China & HK	-2.63%
Nikko AM Global Umbrella Fund - Asi..		China & HK	-2.68%
Mirabaud - Equities Asia (ex-Japan)		China & HK	-3.02%
KBC Equity Fund - New Asia		South Korea	-3.12%
GAM Multistock SICAV - Asia Focus ..		China & HK	-3.26%
Value Partners High Dividend Stock..		China & HK	-4.08%
Robeco Capital Gr. Fds. - Sustainabl..		Taiwan	-4.35%

Largest Fund Level Stock Inflows/Outflows, \$

Fund Name	Stock Name	New..	Flow
Baillie Gifford Overseas Growth Fun..	Samsung Electronics Co...	New	\$105M
Hermes Invnt. Funds - Asia (ex-Japa..	Taiwan Semiconductor M..	New	\$57M
Baillie Gifford Overseas Growth Fun..	SK hynix Inc.	New	\$54M
Morgan Stanley Invnt. Fds. - Asia Op..	Coupage, Inc. Class A		\$45M
Fidelity Funds SICAV - Sustainable ..	Infosys Limited		\$38M
Fidelity Funds SICAV - Sustainable ..	Unimicron Technology Co..	New	\$37M
Fidelity Invnt. Funds - Asia Fund	Unimicron Technology Co..	New	\$32M
T Rowe Price New Asia Fund	ASML Holding NV		(\$26M)
Fidelity Invnt. Funds - Asia Fund	Taiwan Semiconductor M..		(\$28M)
Baillie Gifford Overseas Growth Fun..	Samsung SDI Co., Ltd		(\$29M)
Value Partners High Dividend Stock..	Zhejiang Dahua Technolo..	Close	(\$30M)
iShares Tr. - MSCI All Country Asia ..	Samsung Electronics Co...		(\$31M)
Morgan Stanley Invnt. Fds. - Asia Op..	Kuaishou Technology Cla..		(\$35M)
iShares Tr. - MSCI All Country Asia ..	Taiwan Semiconductor M..		(\$53M)

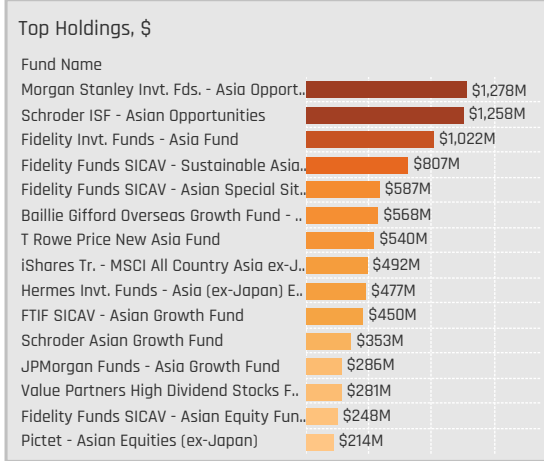
Positioning & Trend

Financials



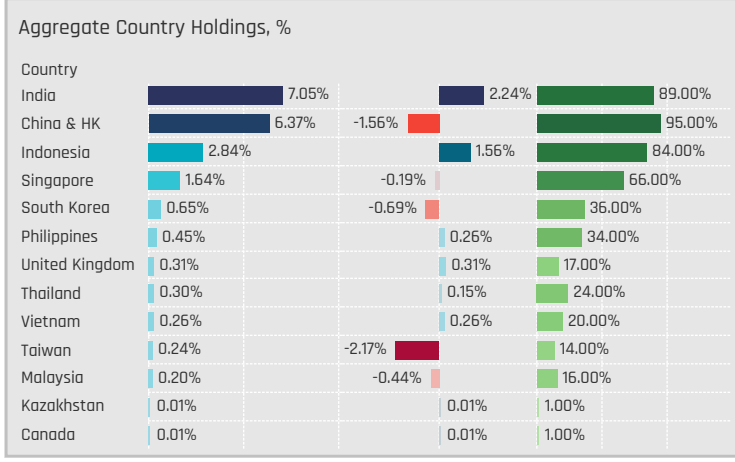
Aggregate Stock Holdings Data, Ranked by Most Widely Held.

Ticker	Stock Name	Funds Invested %	Average Weight	Vs Benchmark	Fund AUM, \$
1299-HK	AIA Group Limited	78.00%	2.61%	0.90%	\$1,776M
500180-IN	HDFC Bank Limited	60.00%	2.25%	1.36%	\$1,691M
532174-IN	ICICI Bank Limited	54.00%	1.75%	0.75%	\$1,300M
BBCA-ID	PT Bank Central Asia Tbk	52.00%	1.18%	0.63%	\$496M
005-SG	DBS Group Holdings Ltd	49.00%	1.07%	0.33%	\$441M
388-HK	Hong Kong Exchanges & Clear..	49.00%	0.89%	0.15%	\$553M
2318-HK	Ping An Insurance (Group) Co..	45.00%	0.72%	0.19%	\$288M
3968-HK	China Merchants Bank Co., Lt..	39.00%	0.50%	0.27%	\$205M
BBRI-ID	PT Bank Rakyat Indonesia (Pe..	35.00%	0.80%	0.40%	\$330M
BMRI-ID	PT Bank Mandiri (Persero) Tbk	32.00%	0.61%	0.37%	\$437M
532215-IN	Axis Bank Limited	32.00%	0.90%	0.39%	\$638M
BDO-PH	BDO Unibank, Inc.	19.00%	0.23%	0.12%	\$42M
939-HK	China Construction Bank Corp..	18.00%	0.40%	-0.55%	\$147M
U11-SG	United Overseas Bank Ltd. (Si..	17.00%	0.27%	-0.17%	\$153M
BPI-PH	Bank of the Philippine Islands	16.00%	0.19%	0.14%	\$80M



Top Stock Holdings, %

Fund Name	Ticker	Stock Name	Weight
Fidelity Asia Fund	500180-IN	HDFC Bank Limited	9.88%
Allianz Global Investors Fund - Total Re..	500180-IN	HDFC Bank Limited	8.69%
Allianz Intl. Inv. Fds. - Total Return Asi..	500180-IN	HDFC Bank Limited	8.33%
Allianz Global Investors Choice Fund - ..	500180-IN	HDFC Bank Limited	8.24%
Morgan Stanley Inv. Fds. - Asia Oppor..	500180-IN	HDFC Bank Limited	8.17%
Fidelity Funds SICAV - Asian Equity Fun..	1299-HK	AIA Group Limited	8.05%
Morgan Stanley Instl. Fund - Asia Oppo..	500180-IN	HDFC Bank Limited	8.05%
Fidelity Inv. Funds - Emerging Asia Fu..	1299-HK	AIA Group Limited	7.87%
Fidelity Funds SICAV - Sustainable Asia..	1299-HK	AIA Group Limited	7.82%
Fidelity Japan Asian Equity Mother Fun..	1299-HK	AIA Group Limited	7.00%
Morgan Stanley Inv. Fds. - Asia Oppor..	532174-IN	ICICI Bank Limited	6.65%
iFAST-DWS Asia Premier Trust	1299-HK	AIA Group Limited	6.44%
Robeco Capital Gr. Fds. - Sustainable A..	BBRI-ID	PT Bank Rakyat Indon..	6.42%
Vontobel Fund - mtx Sustainable Asian..	500180-IN	HDFC Bank Limited	6.27%
Fidelity Funds SICAV - Asian Special Sit..	1299-HK	AIA Group Limited	6.25%



Top Country Holdings, %

Fund Name	Country	Weight
Morgan Stanley Inv. Fds. - Asia Oppor..	India	22.32%
Morgan Stanley Instl. Fund - Asia Oppo..	India	20.37%
TT International Funds Plc - Asia (ex-Ja..	India	17.36%
Morgan Stanley Inv. Fds. - Sustainabl..	India	15.97%
Fidelity Japan Asian Equity Mother Fun..	India	15.23%
Fidelity Inv. Funds - Asia Fund	India	14.52%
SEB Asia (ex-Japan) Fund	China & HK	14.25%
Fidelity Funds SICAV - Asian Special Sit..	India	14.04%
GAM Multistock SICAV - Asia Focus Equ..	China & HK	13.26%
Nomura Asset Asia Attractive Div. Equit..	China & HK	12.93%
FTIF SICAV - Asian Growth Fund	India	12.87%
Value Partners High Dividend Stocks F..	China & HK	12.67%
LUX IM - Pictet Asian Equities	China & HK	11.91%
Skandia Asia	India	11.90%
PineBridge Global Funds - Asia (ex-Jap..	India	11.84%

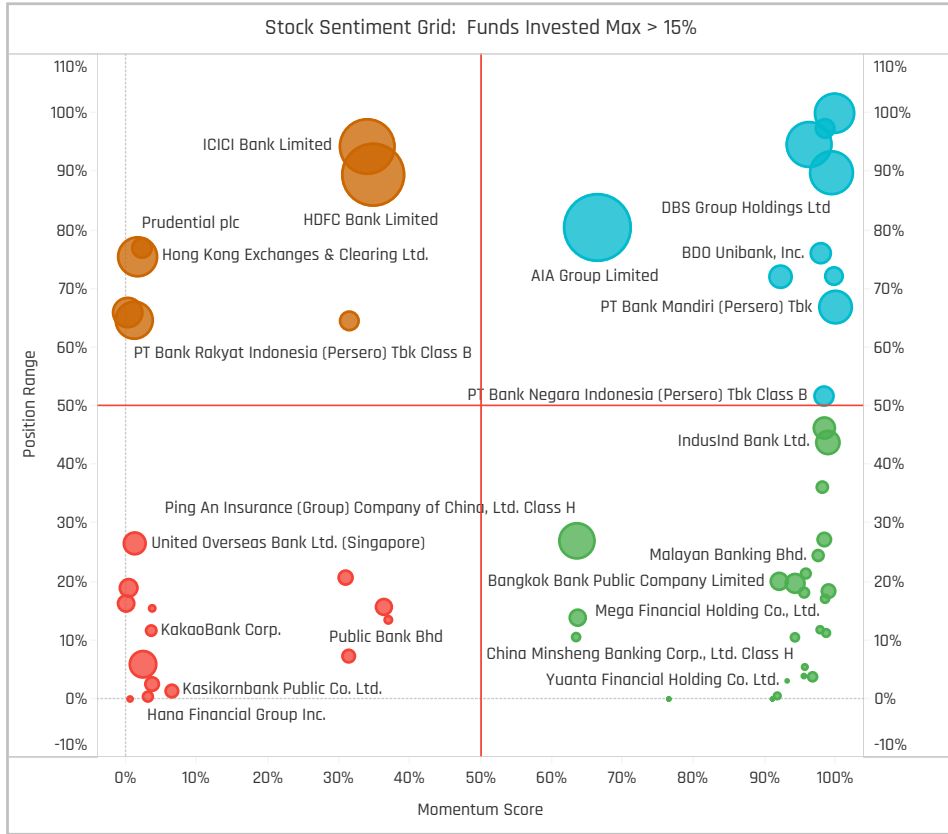
Top Stock Holdings, \$

Fund Name	Ticker	Stock Name	Value
Morgan Stanley Inv. Fds. - Asia Oppor..	500180-IN	HDFC Bank Limited	\$350M
Morgan Stanley Inv. Fds. - Asia Oppor..	532174-IN	ICICI Bank Limited	\$285M
Fidelity Funds SICAV - Sustainable Asia..	1299-HK	AIA Group Limited	\$252M
Schroder ISF - Asian Opportunities	1299-HK	AIA Group Limited	\$234M
Schroder ISF - Asian Opportunities	500180-IN	HDFC Bank Limited	\$207M
Fidelity Inv. Funds - Asia Fund	1299-HK	AIA Group Limited	\$201M
Morgan Stanley Inv. Fds. - Asia Oppor..	532187-IN	IndusInd Bank Ltd.	\$198M
Fidelity Inv. Funds - Asia Fund	500180-IN	HDFC Bank Limited	\$163M
Schroder ISF - Asian Opportunities	STAN-GB	Standard Chartered PLC	\$150M
Schroder ISF - Asian Opportunities	BMRI-ID	PT Bank Mandiri (Perser..	\$148M
Schroder ISF - Asian Opportunities	039-SG	Oversea-Chinese Bankin..	\$139M
Fidelity Funds SICAV - Sustainable Asia..	532215-IN	Axis Bank Limited	\$134M
Fidelity Funds SICAV - Sustainable Asia..	532174-IN	ICICI Bank Limited	\$132M
Hermes Inv. Funds - Asia (ex-Japan) E..	000810-K..	Samsung Fire & Marine I..	\$126M
Schroder ISF - Asian Opportunities	532174-IN	ICICI Bank Limited	\$125M

Largest Changes in Fund Weight, %

Fund Name	New or C..	Weight Change
T Rowe Price Asia Opportunities ..		5.67%
T Rowe Price New Asia Fund		5.15%
T. Rowe Price Funds SICAV - Asi..		4.91%
T. Rowe Price Fds. DEIC - Asian O..		4.79%
T. Rowe Price Funds SICAV - Asi..		4.35%
GAM Multistock SICAV - Asia Foc..		3.40%
Value Partners Ireland Fund Plc ..		3.39%
Fidelity Funds SICAV - Sustaina..		-4.71%
C Worldwide - Asia		-5.06%
BNP Paribas Funds - Asia ex-Ja..		-5.27%
Pictet - Asian Equities (ex-Japan)		-5.45%
Carnegie Asia		-7.01%
JPMorgan (Taiwan) Asia Fund		-8.95%
Invesco Funds - Asia Opportuniti..		-11.06%

Ave Wgt Δ	Funds Invested Δ	Fund Flows, \$	Av Wgt vs AAXJ Δ	Funds O/W % Δ
-0.71%	0.00%	(\$832M)	-0.09%	4.00%



Aggregate Stock Holdings Changes

Ticker	Stock Name	Funds Invested % Δ	Average Weight Δ	Fund Flows, \$
BMRI-ID	PT Bank Mandiri (Persero) Tbk	7.00%	0.15%	\$22M
543940-IN	Jio Financial Services Limited	6.00%	0.02%	\$43M
ACB-VN	Asia Commercial Joint Stock B..	5.00%	0.03%	\$15M
532215-IN	Axis Bank Limited	5.00%	0.16%	\$69M
511218-IN	Shriram Finance Limited	5.00%	0.09%	(\$11M)
000810-KR	Samsung Fire & Marine Insura..	4.00%	0.03%	(\$6M)
D05-SG	DBS Group Holdings Ltd	4.00%	0.09%	\$52M
1398-HK	Industrial and Commercial Ban..	-3.00%	-0.04%	(\$4M)
3988-HK	Bank of China Limited Class H	-3.00%	-0.08%	(\$28M)
BBRI-ID	PT Bank Rakyat Indonesia (Per..	-4.00%	-0.12%	(\$56M)
388-HK	Hong Kong Exchanges & Cleari..	-4.00%	-0.05%	\$0M
3968-HK	China Merchants Bank Co., Ltd..	-5.00%	-0.28%	(\$105M)
2388-HK	BOC Hong Kong (Holdings) Lim..	-5.00%	-0.08%	(\$14M)
500010-IN	Housing Development Finance ..	-17.00%	-0.44%	(\$356M)

Largest Fund Flows, \$

Fund Name	New or Cl..	Flow
T Rowe Price New Asia Fund		\$57M
Hermes Inv. Funds - Asia (ex-J..		\$47M
Baillie Gifford Overseas Growth ..		\$46M
T. Rowe Price Funds SICAV - Asi..		\$22M
Schroder ISF - Asian Opportunit..		\$17M
Handelsbanken Asien Tema		\$15M
Value Partners High Dividend S..		\$15M
Fidelity Funds SICAV - Asian Sp..		(\$40M)
Fidelity Funds SICAV - Asian Eq..		(\$44M)
Pictet - Asian Equities (ex-Japa..		(\$49M)
iShares Tr. - MSCI All Country A..		(\$125M)
Fidelity Inv. Funds - Asia Fund		(\$128M)
Morgan Stanley Inv. Fds. - Asia..		(\$177M)
Fidelity Funds SICAV - Sustaina..		(\$220M)

Largest Fund Level Changes in Stock Weight, %

Fund Name	Stock Name	New ..	Weight Change
CG Nouvelle Asie	HDFC Bank Limited	New	5.06%
Comgest Growth Plc - Growth Asia..	HDFC Bank Limited	New	5.05%
BNP Paribas Funds - Asia ex-Japa..	HDFC Bank Limited		3.86%
abrdn Sustainable Asian Opportun..	HDFC Bank Limited	New	3.40%
Morgan Stanley Inv. Fds. - Asia O..	Axis Bank Limited	New	2.90%
Morgan Stanley Instl. Fund - Asia ..	Axis Bank Limited	New	2.86%
LUX IM - Pictet Asian Equities	PT Bank Mandiri (Persero..	New	2.85%
BNP Paribas Funds - Asia ex-Japa..	Housing Development Fin..	Close	-3.23%
JPMorgan Funds - Asia Growth Fu..	Housing Development Fin..	Close	-3.33%
abrdn Sustainable Asian Opportun..	Housing Development Fin..	Close	-3.57%
JPMorgan (Taiwan) Asia Fund	Housing Development Fin..	Close	-3.89%
Invesco Funds - Asia Opportunities..	Bank of China Limited Cl..	Close	-3.92%
CG Nouvelle Asie	Housing Development Fin..	Close	-4.26%
Comgest Growth Plc - Growth Asia..	Housing Development Fin..	Close	-4.43%

Aggregate Country Holding Changes

Country	Weight	Δ	Flow
Philippines	5.00%	0.05%	\$24M
Vietnam	4.00%	0.02%	\$8M
Taiwan	1.00%	0.05%	(\$15M)
South Korea	1.00%	0.03%	(\$22M)
China & HK	1.00%	-1.10%	(\$297M)
Canada	1.00%	0.01%	\$0M
Thailand	1.00%	-0.02%	\$22M
Indonesia	0.00%	0.05%	(\$63M)
India	0.00%	0.11%	(\$458M)
Greece	0.00%	0.00%	
Bangladesh	0.00%	0.00%	
Australia	0.00%	0.00%	
United Kingdom	-1.00%	-0.03%	\$9M
Malaysia	-2.00%	0.00%	(\$6M)

Largest Changes in Fund Country Weight, %

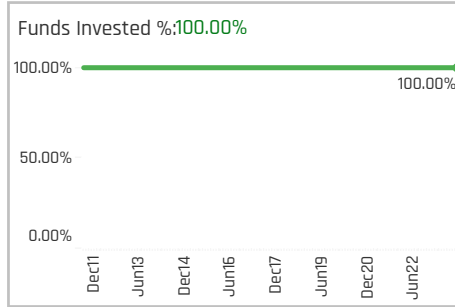
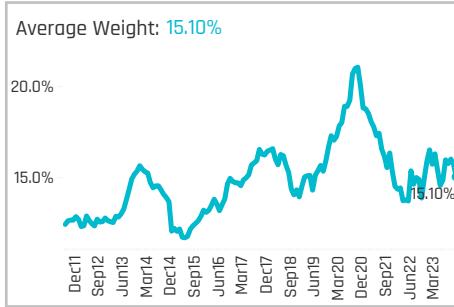
Fund Name	New o..	Country	Weight Change
Value Partners Ireland Fund Plc - As..		China & HK	4.97%
SEB Fund 2 - Asia (ex-Japan) Fund	New	Taiwan	3.71%
T Rowe Price New Asia Fund		India	3.16%
Skandia Asia		India	3.10%
Lansforsakringar Asienfonden		India	3.04%
Alquity SICAV - Asia Fund		India	3.03%
T. Rowe Price Funds SICAV - Asian e..		India	2.80%
SEB Fund 2 - Asia (ex-Japan) Fund		China & HK	-4.34%
LD Funds - Asia High Conviction		China & HK	-4.44%
Nordea Asian Stars Fund		China & HK	-4.46%
JPMorgan (Taiwan) Asia Fund		China & HK	-4.89%
BNP Paribas Funds - Asia ex-Japan ..		China & HK	-5.28%
Carnegie Asia		China & HK	-5.37%
Invesco Funds - Asia Opportunities ..		China & HK	-6.33%

Largest Fund Level Stock Inflows/Outflows, \$

Fund Name	Stock Name	New..	Flow
Morgan Stanley Inv. Fds. - Asia Op..	Axis Bank Limited	New	\$116M
Baillie Gifford Overseas Growth Fun..	HDFC Bank Limited	New	\$76M
Fidelity Funds SICAV - Sustainable ..	DBS Group Holdings Ltd	New	\$48M
Baillie Gifford Overseas Growth Fun..	Jio Financial Services Li..	New	\$32M
Vontobel Fund - mtX Sustainable A..	HDFC Bank Limited		\$26M
T Rowe Price New Asia Fund	Axis Bank Limited	New	\$25M
iShares Tr. - MSCI All Country Asia ..	HDFC Bank Limited		\$24M
Fidelity Funds SICAV - Sustainable ..	HDFC Bank Limited	Close	(\$49M)
Fidelity Funds SICAV - Sustainable ..	ICICI Bank Limited		(\$50M)
Morgan Stanley Inv. Fds. - Asia Op..	IndusInd Bank Ltd.		(\$59M)
Fidelity Funds SICAV - Sustainable ..	Axis Bank Limited		(\$64M)
Baillie Gifford Overseas Growth Fun..	Housing Development Fin..	Close	(\$74M)
Morgan Stanley Inv. Fds. - Asia Op..	ICICI Bank Limited		(\$116M)
Morgan Stanley Inv. Fds. - Asia Op..	HDFC Bank Limited		(\$122M)

Top Holdings, %

Fund Name	Weight
PineBridge Global Funds - Asia (ex-Jap..)	35.93%
Mirae Asset Glb. Discovery Fd. - ESG Asi..	30.75%
Hermes Invnt. Funds - Asia (ex-Japan) E..	28.02%
CompAM Fund - Cadence Strategic Asia	25.27%
E Fund Asia Selected Stock Fund	24.99%
CRUX Global Fund - Asia Ex-Japan Fund	24.90%
Comgest Growth Plc - Growth Asia (ex-..	23.79%
CG Nouvelle Asie	23.65%
Carnegie Asia	22.91%
PineBridge Fund Series - Asian Fund	22.76%
Robeco Capital Gr. Fds. - Asian Stars E..	22.73%
Alquity SICAV - Asia Fund	22.46%
Swedbank Robur Asienfond	22.08%
Vantobel Fund - mtX Sustainable Asian..	20.50%
GS Funds - Asia Equity Portfolio	20.49%

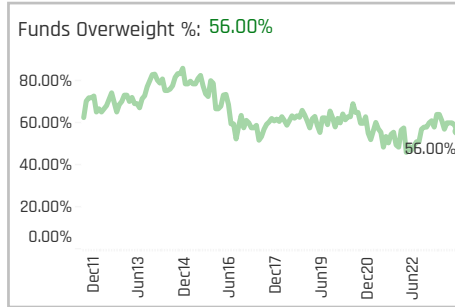
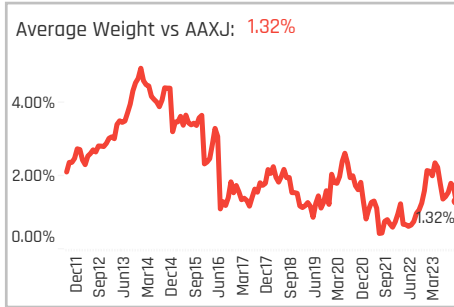


Aggregate Stock Holdings Data, Ranked by Most Widely Held.

Ticker	Stock Name	Funds Invested %	Average Weight	Vs Benchmark	Fund AUM, \$
9988-HK	Alibaba Group Holding Ltd.	82.00%	3.01%	0.38%	\$1,651M
9618-HK	JD.com, Inc. Class A	45.00%	0.57%	0.02%	\$387M
SE-US	Sea Ltd. (Singapore) Sponsor..	44.00%	0.36%	0.13%	\$235M
9961-HK	Trip Com Group Ltd	34.00%	0.62%	0.29%	\$510M
YUMC-US	Yum China Holdings, Inc.	32.00%	0.52%	0.22%	\$283M
PDD-US	Pinduoduo, Inc. Sponsored AD..	29.00%	1.04%	-0.48%	\$365M
2313-HK	Shenzhou International Group..	29.00%	0.41%	0.27%	\$340M
1211-HK	BYD Company Limited Class H	25.00%	0.38%	-0.09%	\$116M
532500-IN	Maruti Suzuki India Limited	23.00%	0.39%	0.10%	\$168M
000333-CN	Midea Group Co. Ltd. Class A	23.00%	0.37%	0.37%	\$271M
2331-HK	Li Ning Company Limited	22.00%	0.14%	0.02%	\$62M
1910-HK	Samsonite International S.A.	19.00%	0.28%	0.28%	\$198M
500520-IN	Mahindra & Mahindra Ltd.	16.00%	0.32%	0.01%	\$67M
27-HK	Galaxy Entertainment Group L..	16.00%	0.22%	0.02%	\$232M
2015-HK	Li Auto, Inc. Class A	15.00%	0.24%	-0.11%	\$96M

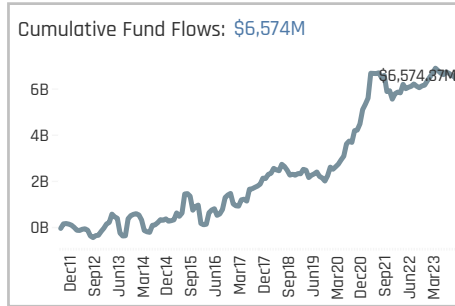
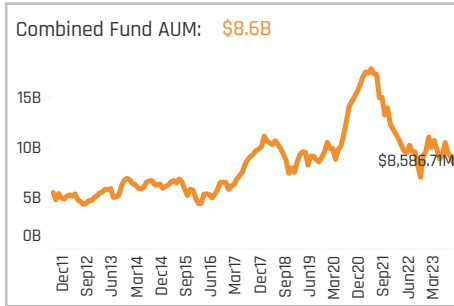
Top Holdings, \$

Fund Name	Value
Schroder ISF - Asian Opportunities	\$970M
Hermes Invnt. Funds - Asia (ex-Japan) E..	\$897M
Morgan Stanley Invnt. Fds. - Asia Opport..	\$676M
Fidelity Invnt. Funds - Asia Fund	\$527M
Baillie Giffard Overseas Growth Fund - ..	\$419M
Fidelity Funds SICAV - Sustainable Asia..	\$380M
iShares Tr. - MSCI All Country Asia ex-J..	\$329M
T Rowe Price New Asia Fund	\$298M
FTIF SICAV - Asian Growth Fund	\$298M
Fidelity Funds SICAV - Asian Special Sit..	\$287M
Schroder Asian Growth Fund	\$242M
Vantobel Fund - mtX Sustainable Asian..	\$192M
E Fund Asia Selected Stock Fund	\$159M
JPMorgan Funds - Asia Growth Fund	\$153M
Swedbank Robur Asienfond	\$131M



Top Stock Holdings, %

Fund Name	Ticker	Stock Name	Weight
PineBridge Global Funds - Asia (ex-Jap..	PDD-US	Pinduoduo, Inc. Spons..	15.31%
UBS (Lux) Key Selection SICAV - Asian ..	PDD-US	Pinduoduo, Inc. Spons..	8.58%
E Fund Asia Selected Stock Fund	9988-HK	Alibaba Group Holding..	6.90%
Man Funds plc - GLG Asia ex Japan Equ..	PDD-US	Pinduoduo, Inc. Spons..	6.46%
UBS (CH) Equity Fund - Emerging Asia (..	PDD-US	Pinduoduo, Inc. Spons..	6.32%
BlackRock Global Funds - Asian Growth..	9988-HK	Alibaba Group Holding..	6.08%
GS Funds - Asia Equity Portfolio	532500-IN	Maruti Suzuki India Li..	5.81%
UBS (CH) Equity Fund - Asia (USD)	PDD-US	Pinduoduo, Inc. Spons..	5.80%
E Fund Asia Selected Stock Fund	1179-HK	Huazhu Group Ltd.	5.75%
Swedbank Robur Asienfond	9988-HK	Alibaba Group Holding..	5.64%
CompAM Fund - Cadence Strategic Asia	9988-HK	Alibaba Group Holding..	5.63%
Mirae Asset Glb. Discovery Fd. - ESG Asi..	9988-HK	Alibaba Group Holding..	5.59%
AB FCP I - Asia (ex-Japan) Equity Portf..	9988-HK	Alibaba Group Holding..	5.57%
GS Funds - Asia Equity Portfolio	9988-HK	Alibaba Group Holding..	5.40%
Robeco Capital Gr. Fds. - Sustainable A..	9988-HK	Alibaba Group Holding..	5.38%



Aggregate Country Holdings, %

Country	Weight
China & HK	10.57%
India	1.62%
South Korea	1.07%
Singapore	0.39%
Taiwan	0.35%
United States	0.29%
Philippines	0.19%
Vietnam	0.16%
Japan	0.13%
Thailand	0.09%
Malaysia	0.07%
Italy	0.05%
Indonesia	0.04%
Switzerland	0.04%
France	0.03%

Top Country Holdings, %

Fund Name	Country	Weight
PineBridge Global Funds - Asia (ex-Jap..	China & HK	34.53%
CRUX Global Fund - Asia Ex-Japan Fund	China & HK	24.32%
E Fund Asia Selected Stock Fund	China & HK	20.79%
PineBridge Fund Series - Asian Fund	China & HK	19.92%
GAM Multistock SICAV - Asia Focus Equ..	China & HK	18.28%
Mirae Asset Glb. Discovery Fd. - ESG Asi..	China & HK	17.65%
Vantobel Fund - mtX Sustainable Asian..	China & HK	16.90%
Mirabaud - Equities Asia (ex-Japan)	China & HK	16.46%
Man Funds plc - GLG Asia ex Japan Equ..	China & HK	16.16%
Mirae Asset Glb. Discovery Fd. - ESG Asi..	China & HK	15.94%
JKC Fund - La Francaise JKC Asia Equit..	China & HK	15.52%
Robeco Capital Gr. Fds. - Asian Stars E..	China & HK	15.21%
Swedbank Robur Asienfond	China & HK	15.14%
Comgest Growth Plc - Growth Asia (ex-..	China & HK	14.73%
CG Nouvelle Asie	China & HK	14.64%

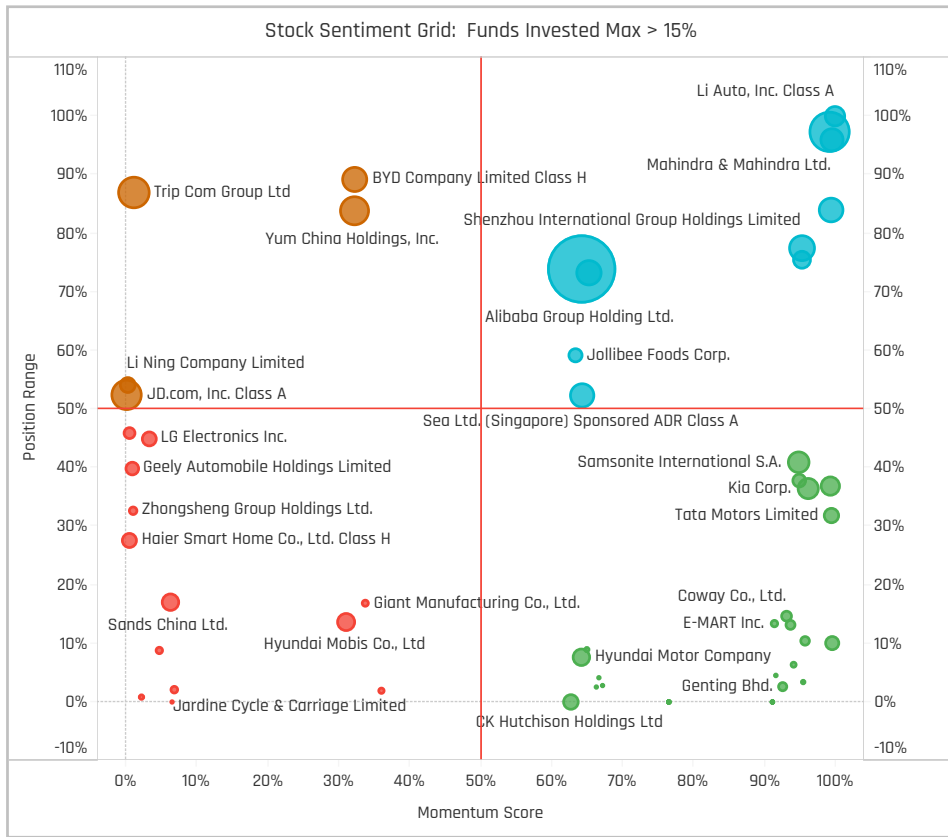
Top Stock Holdings, \$

Fund Name	Ticker	Stock Name	Value
Schroder ISF - Asian Opportunities	9988-HK	Alibaba Group Holding L..	\$205M
Morgan Stanley Invnt. Fds. - Asia Opport..	9961-HK	Trip Com Group Ltd	\$203M
Morgan Stanley Invnt. Fds. - Asia Opport..	6862-HK	Haidilao International H..	\$171M
Fidelity Invnt. Funds - Asia Fund	9988-HK	Alibaba Group Holding L..	\$118M
Hermes Invnt. Funds - Asia (ex-Japan) E..	9988-HK	Alibaba Group Holding L..	\$116M
Schroder ISF - Asian Opportunities	HTHT-US	H World Group Limited S..	\$110M
Hermes Invnt. Funds - Asia (ex-Japan) E..	1-HK	CK Hutchison Holdings L..	\$104M
Morgan Stanley Invnt. Fds. - Asia Opport..	2313-HK	Shenzhou International ..	\$99M
Schroder ISF - Asian Opportunities	1910-HK	Samsonite International..	\$93M
Schroder ISF - Asian Opportunities	27-HK	Galaxy Entertainment Gr..	\$92M
Baillie Giffard Overseas Growth Fund - ..	500570-IN	Tata Motors Limited	\$88M
Hermes Invnt. Funds - Asia (ex-Japan) E..	7267-JP	Honda Motor Co., Ltd.	\$87M
Hermes Invnt. Funds - Asia (ex-Japan) E..	UHR-CH	Swatch Group Ltd. Bearer	\$86M
Morgan Stanley Invnt. Fds. - Asia Opport..	8464-TW	Nien Made Enterprise Co..	\$85M
Schroder ISF - Asian Opportunities	000333-..	Midea Group Co. Ltd. Cla..	\$85M

Largest Changes in Fund Weight, %

Fund Name	New or C..	Change
PineBridge Global Funds - Asia (..		8.21%
LO Funds - Asia High Conviction		7.13%
GAM Multistock SICAV - Asia Foc..		5.51%
HSBC GIF - Asia (ex-Japan) Equi..		5.40%
UBS (Lux) Key Selection SICAV -..		4.44%
Swedbank Robur Asienfond		4.31%
JPMorgan Funds - Asia Growth ..		4.18%
Fidelity Funds SICAV - Asian Equ..		-2.99%
Fidelity Funds SICAV - Sustaina..		-3.11%
E Fund Asia Selected Stock Fund		-3.13%
Fidelity Asia Fund		-3.83%
Alquity SICAV - Asia Fund		-4.30%
Value Partners Ireland Fund Plc ..		-4.72%
JKC Fund - La Francaise JKC Asi..		-4.95%

Ave Wgt Δ	Funds Invested Δ	Fund Flows, \$	Av Wgt vs AAXJ Δ	Funds O/W % Δ
0.48%	0.00%	(\$155M)	-0.48%	-5.00%



Aggregate Stock Holdings Changes

Ticker	Stock Name	Funds Invested % Δ	Average Weight Δ	Fund Flows, \$
PDD-US	Pinduoduo, Inc. Sponsored AD..	7.00%	0.62%	\$42M
2015-HK	Li Auto, Inc. Class A	6.00%	0.13%	\$20M
27-HK	Galaxy Entertainment Group Li..	4.00%	0.03%	\$41M
532343-IN	TVS Motor Company Limited	4.00%	0.08%	\$5M
500570-IN	Tata Motors Limited	4.00%	0.05%	(\$36M)
780-HK	Tongcheng Travel Holdings Li..	3.00%	0.01%	\$0M
9901-HK	New Oriental Education & Tech..	3.00%	0.08%	\$10M
2333-HK	Great Wall Motor Co., Ltd. Clas..	-3.00%	-0.01%	(\$42M)
012330-KR	Hyundai Mobis Co., Ltd	-3.00%	0.00%	(\$28M)
175-HK	Geely Automobile Holdings Li..	-4.00%	-0.04%	(\$16M)
601888-CN	China Tourism Group Duty Fre..	-4.00%	-0.06%	(\$10M)
2331-HK	Li Ning Company Limited	-5.00%	-0.16%	(\$28M)
6690-HK	Haier Smart Home Co., Ltd. Cla..	-6.00%	-0.05%	\$16M
9618-HK	JD.com, Inc. Class A	-12.00%	-0.21%	(\$86M)

Largest Fund Flows, \$

Fund Name	New or Cl..	Flow
Hermes Invt. Funds - Asia (ex-J..		\$152M
Value Partners High Dividend S..		\$54M
JPMorgan Funds - Asia Growth ..		\$33M
HSBC GIF - Asia (ex-Japan) Equ..		\$21M
Swedbank Robur Asienfond		\$18M
Invesco Funds - Asia Opportuni..		\$12M
Pictet - Asian Equities (ex-Japa..		\$11M
Fidelity Funds SICAV - Asian Equ..		(\$27M)
Fidelity Asia Fund		(\$28M)
Morgan Stanley Invt. Fds. - Asia..		(\$30M)
AB FCP I - Asia (ex-Japan) Equi..		(\$39M)
Fidelity Invt. Funds - Asia Fund		(\$70M)
iShares Tr. - MSCI All Country A..		(\$75M)
Fidelity Funds SICAV - Sustaina..		(\$127M)

Largest Fund Level Changes in Stock Weight, %

Fund Name	Stock Name	New ..	Change
PineBridge Global Funds - Asia (ex..	Pinduoduo, Inc. Sponsore..		7.66%
UBS (Lux) Key Selection SICAV - A..	Pinduoduo, Inc. Sponsore..		5.51%
PineBridge Fund Series - Asian Fu..	Alibaba Group Holding Lt..	New	5.37%
Invesco Funds - Asia Opportunitie..	Pinduoduo, Inc. Sponsore..	New	4.44%
LUX IM - Pictet Asian Equities	Pinduoduo, Inc. Sponsore..	New	4.22%
UBS (CH) Equity Fund - Asia (USD)	Pinduoduo, Inc. Sponsore..		3.67%
Man Funds plc - GLG Asia ex Japa..	Pinduoduo, Inc. Sponsore..		3.59%
PineBridge Fund Series - Asian Fu..	Pinduoduo, Inc. Sponsore..		-1.78%
JPMorgan (Taiwan) Asia Fund	JD.com, Inc. Class A	Close	-1.87%
E Fund Asia Selected Stock Fund	Sea Ltd. (Singapore) Spo..		-1.88%
Value Partners Ireland Fund Plc -..	BYD Company Limited Cl..	Close	-2.29%
Value Partners Ireland Fund Plc -..	PT Mitra Adiperkasa Tbk	Close	-2.79%
Fidelity Asia Fund	Trip Com Group Ltd	Close	-3.25%
JKC Fund - La Francaise JKC Asia ..	China MeiDong Auto Hold..	Close	-5.71%

Aggregate Country Holding Changes

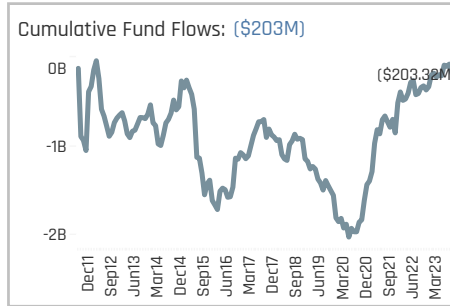
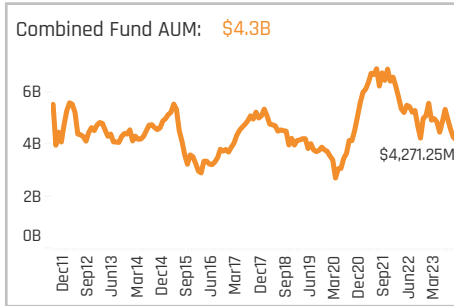
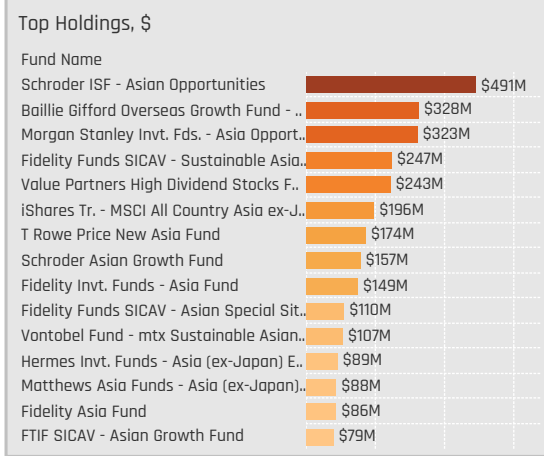
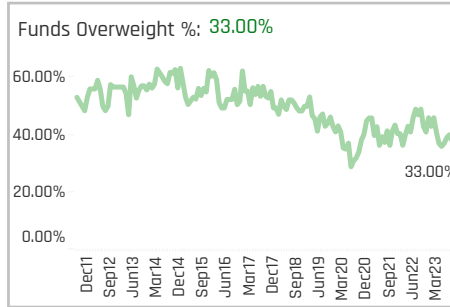
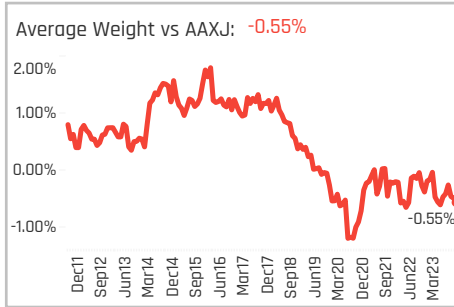
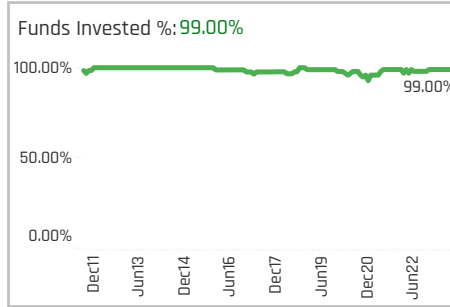
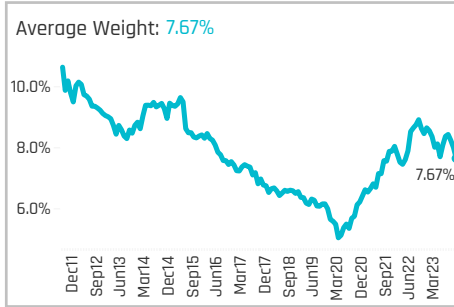
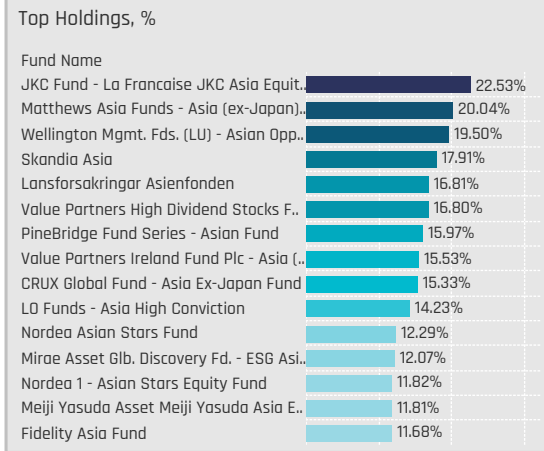
Country	Change	Flow
India	6.00%	\$29M
United States	1.00%	\$25M
South Korea	1.00%	(\$22M)
Thailand	1.00%	\$3M
Switzerland	0.00%	(\$10M)
Sri Lanka	0.00%	
Singapore	0.00%	\$55M
China & HK	0.00%	(\$200M)
Cambodia	0.00%	
Bangladesh	0.00%	\$0M
Australia	0.00%	
Vietnam	-1.00%	(\$8M)
Malaysia	-1.00%	\$2M
Taiwan	-1.00%	(\$14M)

Largest Changes in Fund Country Weight, %

Fund Name	New o..	Country	Change
PineBridge Global Funds - Asia (ex-J..		China & HK	8.65%
GAM Multistock SICAV - Asia Focus ..		China & HK	6.93%
UBS (Lux) Key Selection SICAV - Asi..		China & HK	4.44%
Swedbank Robur Asienfond		China & HK	3.91%
Pictet - Asian Equities (ex-Japan)		China & HK	3.33%
Morgan Stanley Instl. Fund - Asia O..	New	India	3.23%
CompAM Fund - Cadence Strategic ..	New	Vietnam	3.03%
Value Partners Ireland Fund Plc - As..		Indonesia	-2.60%
Matthews Asia Funds - Asia (ex-Jap..	Close	Vietnam	-3.08%
KBC Equity Fund - New Asia		China & HK	-3.17%
TT International Funds Plc - Asia (ex..		China & HK	-3.44%
Fidelity Asia Fund		China & HK	-3.83%
Alquity SICAV - Asia Fund		China & HK	-3.96%
JKC Fund - La Francaise JKC Asia E..		China & HK	-4.94%

Largest Fund Level Stock Inflows/Outflows, \$

Fund Name	Stock Name	New..	Flow
Morgan Stanley Invt. Fds. - Asia Op..	Titan Company Limited	New	\$47M
Hermes Invt. Funds - Asia (ex-Japa..	SharkNinja, Inc.	New	\$36M
Value Partners High Dividend Stock..	Kia Corp.		\$25M
Hermes Invt. Funds - Asia (ex-Japa..	Haier Smart Home Co., Lt..		\$24M
Hermes Invt. Funds - Asia (ex-Japa..	Hyundai Mobis Co., Ltd		\$24M
Hermes Invt. Funds - Asia (ex-Japa..	Haier Smart Home Co., Lt..		\$22M
Vontobel Fund - mtx Sustainable A..	Trip Com Group Ltd	New	\$21M
Schroder ISF - Asian Opportunities	Great Wall Motor Co., Ltd...	Close	(\$29M)
Fidelity Funds SICAV - Sustainable ..	Tata Motors Limited		(\$30M)
Fidelity Funds SICAV - Sustainable ..	JD.com, Inc. Class A	Close	(\$33M)
Fidelity Funds SICAV - Sustainable ..	Trip Com Group Ltd		(\$36M)
Fidelity Invt. Funds - Asia Fund	BYD Company Limited Cl..	Close	(\$39M)
Fidelity Funds SICAV - Sustainable ..	Hyundai Mobis Co., Ltd	Close	(\$39M)
Morgan Stanley Invt. Fds. - Asia Op..	Trip Com Group Ltd		(\$100M)

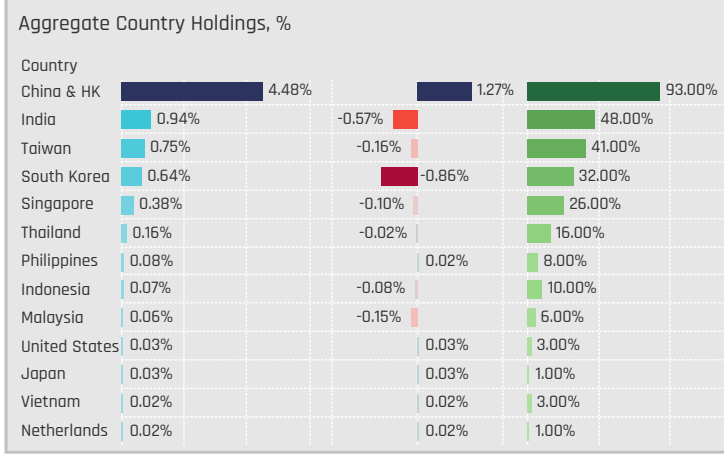


Aggregate Stock Holdings Data, Ranked by Most Widely Held.

Ticker	Stock Name	Funds Invested %	Average Weight	Vs Benchmark	Fund AUM, \$
3690-HK	Meituan Class B	63.00%	1.05%	0.04%	\$766M
669-HK	Techtronic Industries Co., Ltd.	38.00%	0.47%	0.24%	\$449M
300750-CN	Contemporary Amperex Tech..	27.00%	0.26%	0.15%	\$106M
600406-CN	NARI Technology Co., Ltd. Clas..	24.00%	0.35%	0.32%	\$190M
300124-CN	Shenzhen Inovance Technola..	23.00%	0.28%	0.26%	\$120M
5871-TW	Chailease Holding Co. Ltd.	20.00%	0.29%	0.13%	\$112M
300274-CN	Sungrow Power Supply Co., Lt..	19.00%	0.19%	0.18%	\$55M
AOT-TH	Airports of Thailand Public Co...	15.00%	0.16%	0.03%	\$42M
028050-KR	Samsung Engineering Co., Ltd.	13.00%	0.19%	0.13%	\$124M
GRAB-US	Grab Holdings Ltd. (Singapore..	11.00%	0.18%	0.08%	\$211M
500510-IN	Larsen & Toubro Ltd.	9.00%	0.20%	-0.25%	\$47M
600031-CN	Sany Heavy Industry Co., Ltd. ..	8.00%	0.10%	0.08%	\$88M
ICT-PH	International Container Termi..	7.00%	0.07%	0.00%	\$7M
600885-CN	Hongfa Technology Co., Ltd. C..	7.00%	0.09%	0.09%	\$42M
517354-IN	Havells India Limited	7.00%	0.10%	0.04%	\$76M

Top Stock Holdings, %

Fund Name	Ticker	Stock Name	Percentage
Fidelity Asia Fund	669-HK	Techtronic Industries ..	5.24%
JKC Fund - La Francaise JKC Asia Equit..	505255-IN	GMM Pfaudler Limited	5.20%
E Fund Asia Selected Stock Fund	GRAB-US	Grab Holdings Ltd. (Si..	4.96%
Fullerton Lux Funds - Asia Focus Equiti..	500510-IN	Larsen & Toubro Ltd.	4.80%
JKC Fund - La Francaise JKC Asia Equit..	600406-CN	NARI Technology Co., ..	4.77%
Morgan Stanley Inv. Fds. - Asia Opport..	3690-HK	Meituan Class B	4.53%
Morgan Stanley Instl. Fund - Asia Oppo..	3690-HK	Meituan Class B	4.12%
Eastspring Investments - Asian Dynam..	HOLI-US	Hollysys Automation T..	4.06%
Prusik Asia Fund	BN4-SG	Keppel Corporation Li..	3.80%
Wellington Mgmt. Fds. (LU) - Asian Opp..	500510-IN	Larsen & Toubro Ltd.	3.77%
E Fund Asia Selected Stock Fund	3690-HK	Meituan Class B	3.75%
Fidelity Asia Fund	002027-CN	Focus Media Informati..	3.72%
PineBridge Fund Series - Asian Fund	3690-HK	Meituan Class B	3.71%
Mirae Asset Gbl. Discovery Fd. - ESG Asi..	300750-CN	Contemporary Amper..	3.62%
Asian Equity Income Fund	9917-TW	Taiwan Secom Co., Ltd.	3.53%



Top Country Holdings, %

Fund Name	Country	Percentage
JKC Fund - La Francaise JKC Asia Equit..	China & HK	14.71%
Value Partners High Dividend Stocks F..	China & HK	14.57%
Value Partners Ireland Fund Plc - Asia (..	China & HK	12.51%
PineBridge Fund Series - Asian Fund	China & HK	12.49%
Fidelity Asia Fund	China & HK	11.68%
Nordea Asian Stars Fund	China & HK	10.71%
Nordea 1 - Asian Stars Equity Fund	China & HK	10.31%
Mirae Asset Gbl. Discovery Fd. - ESG Asi..	China & HK	9.99%
Matthews Asia Funds - Asia (ex-Japan)..	China & HK	9.73%
Wellington Mgmt. Fds. (LU) - Asian Opp..	China & HK	9.72%
Schroder Asian Growth Fund	China & HK	9.17%
Skandia Asia	China & HK	8.61%
CRUX Global Fund - Asia Ex-Japan Fund	India	8.24%
Schroder ISF - Asian Opportunities	China & HK	8.09%
Lansforsakringar Asienfonden	China & HK	8.02%

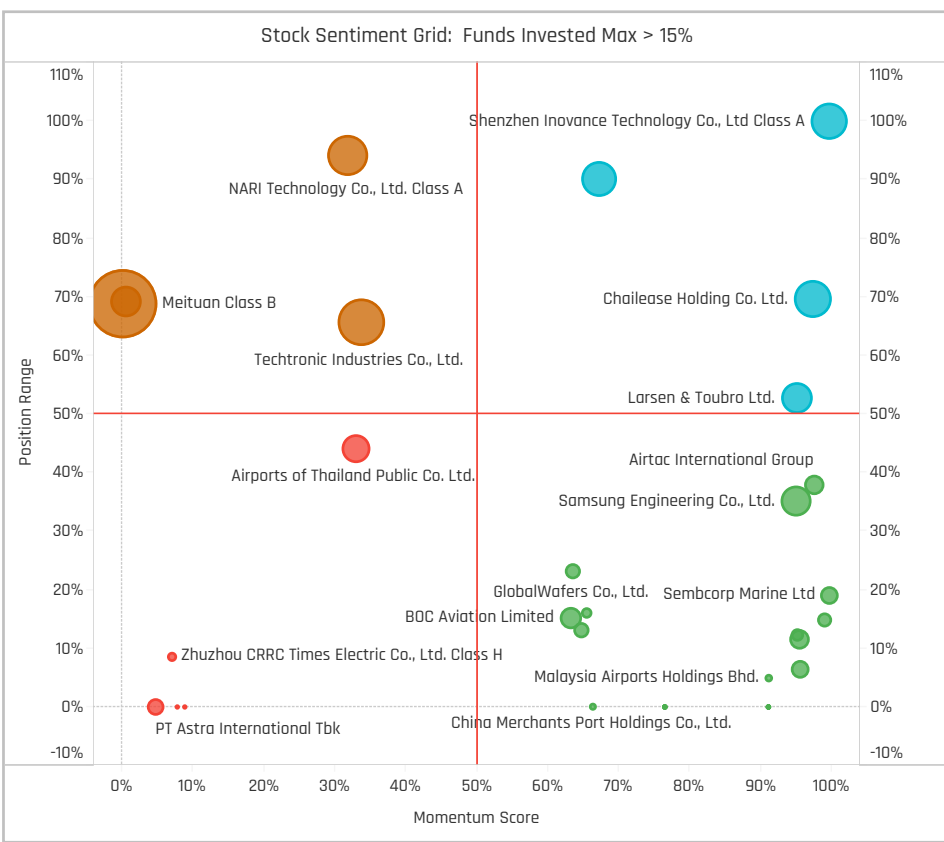
Top Stock Holdings, \$

Fund Name	Ticker	Stock Name	Value
Morgan Stanley Inv. Fds. - Asia Opport..	3690-HK	Meituan Class B	\$194M
Schroder ISF - Asian Opportunities	669-HK	Techtronic Industries Co..	\$152M
Morgan Stanley Inv. Fds. - Asia Opport..	GRAB-US	Grab Holdings Ltd. (Sing..	\$128M
Schroder ISF - Asian Opportunities	1882-HK	Haitian International Hol..	\$79M
Fidelity Funds SICAV - Sustainable Asia..	3690-HK	Meituan Class B	\$74M
Fidelity Inv. Funds - Asia Fund	3690-HK	Meituan Class B	\$67M
Baillie Gifford Overseas Growth Fund - ..	039030-..	EO Technics Co., Ltd	\$60M
Schroder ISF - Asian Opportunities	603195-C..	Gongniu Group Co. Ltd. C..	\$59M
Schroder ISF - Asian Opportunities	002050-..	Zhejiang Sanhua Intellig..	\$57M
Baillie Gifford Overseas Growth Fund - ..	028050-..	Samsung Engineering C..	\$56M
Schroder ISF - Asian Opportunities	600031-C..	Sany Heavy Industry Co...	\$53M
Schroder ISF - Asian Opportunities	3690-HK	Meituan Class B	\$53M
Fidelity Funds SICAV - Sustainable Asia..	517354-IN	Havells India Limited	\$50M
Value Partners High Dividend Stocks F..	3311-HK	China State Constructio..	\$48M
Hermes Inv. Funds - Asia (ex-Japan) E..	293-HK	Cathay Pacific Airways L..	\$43M

Largest Changes in Fund Weight, %

Fund Name	New or C..	Change
Value Partners Ireland Fund Plc ..		4.82%
PineBridge Fund Series - Asian ..		3.31%
Eastspring Investments - Asian ..		3.14%
Skandia Asia		2.81%
Lansforsakringar Asienfonden		2.81%
AB FCP I - Asia (ex-Japan) Equit..		2.49%
CRUX Global Fund - Asia Ex-Jap..		-2.71%
AIA Investment Funds - Asia (EX..		-3.29%
JPMorgan (Taiwan) Asia Fund		-3.30%
LUX IM - Pictet Asian Equities		-3.37%
TT International Funds Plc - Asia..		-3.45%
SEB Fund 2 - Asia (ex-Japan) Fu..		-3.45%
Nikko AM Global Umbrella Fund ..		-3.45%
GAM Multistock SICAV - Asia Fac..		-3.97%

Ave Wgt Δ	Funds Invested Δ	Fund Flows, \$	Av Wgt vs AAXJ Δ	Funds O/W % Δ
-0.05%	0.00%	\$5M	0.04%	-3.00%



Aggregate Stock Holdings Changes

Ticker	Stock Name	Funds Invested % Δ	Average Weight Δ	Fund Flows, \$
300750-CN	Contemporary Amperex Techn..	6.00%	-0.03%	\$74M
S51-SG	Sembcorp Marine Ltd	5.00%	0.06%	\$10M
300124-CN	Shenzhen Inovance Technolog..	4.00%	0.08%	\$4M
2449-TW	King Yuan Electronics Co., Ltd.	3.00%	0.04%	\$11M
241560-KR	Doosan Babcat Inc.	3.00%	0.00%	\$1M
010140-KR	Samsung Heavy Industries Co..	3.00%	0.03%	\$5M
542652-IN	Polycab India Ltd.	2.00%	0.01%	\$1M
6409-TW	Voltronic Power Technology Co..	-3.00%	-0.03%	(\$4M)
600009-CN	Shanghai International Airport..	-3.00%	-0.04%	(\$19M)
2343-HK	Pacific Basin Shipping Limited	-3.00%	-0.01%	(\$2M)
601615-CN	Ming Yang Smart Energy Graou..	-4.00%	-0.05%	(\$8M)
2128-HK	China Lesso Group Holdings Li..	-4.00%	-0.04%	(\$9M)
300274-CN	Sungrow Power Supply Co., Lt..	-4.00%	-0.06%	\$2M
3690-HK	Meituan Class B	-9.00%	-0.25%	(\$4M)

Largest Fund Flows, \$

Fund Name	New or Cl..	Flow
Morgan Stanley Inv. Fds. - Asia..		\$60M
Value Partners High Dividend S..		\$51M
Schroder ISF - Asian Opportunit..		\$24M
Fidelity Funds SICAV - Sustaina..		\$20M
PineBridge Fund Series - Asian ..		\$13M
Schroder Asian Growth Fund		\$13M
Skandia Asia		\$13M
BlackRock Global Funds - Asian ..		(\$10M)
BlackRock Global Funds - Asian ..		(\$11M)
LUX IM - Pictet Asian Equities		(\$13M)
Vontobel Fund - mtX Sustainab..		(\$15M)
Hermes Inv. Funds - Asia (ex-J..		(\$15M)
iShares Tr. - MSCI All Country A..		(\$42M)
T Rowe Price New Asia Fund		(\$59M)

Largest Fund Level Changes in Stock Weight, %

Fund Name	Stock Name	New ..	Change
JKC Fund - La Francaise JKC Asia ..	Sany Heavy Equipment I..	New	3.41%
Value Partners Ireland Fund Plc - ..	China State Constructio..	New	3.20%
PineBridge Fund Series - Asian Fu..	Sieyuan Electric Co., Ltd..	New	2.76%
LUX IM - Pictet Asian Equities	NARI Technology Co., Ltd...	New	2.29%
Matthews Asia Funds - Asia (ex-Ja..	Chailease Holding Co. Ltd.	New	2.23%
LO Funds - Asia High Conviction	Full Truck Alliance Co. Ltd..	New	1.94%
Value Partners Ireland Fund Plc - ..	Meituan Class B	New	1.93%
BlackRock Global Funds - Asian Gr..	Shanghai International A..	Close	-1.76%
JKC Fund - La Francaise JKC Asia ..	BOC Aviation Limited	Close	-1.85%
LUX IM - Pictet Asian Equities	Ming Yang Smart Energy ..	Close	-1.90%
Baring International Umbrella Fun..	Grab Holdings Ltd. (Singa..	Close	-1.93%
Matthews Asia Funds - Asia (ex-Ja..	Beijing-Shanghai High-S..	Close	-2.01%
Nomura Fds. Ireland Plc - Asia (ex-..	Meituan Class B	Close	-2.19%
GAM Multistock SICAV - Asia Focus..	WNS (Holdings) Limited ..	Close	-2.22%

Aggregate Country Holding Changes

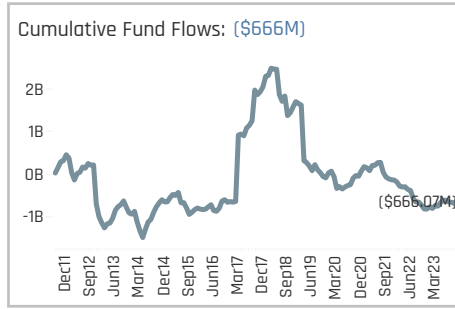
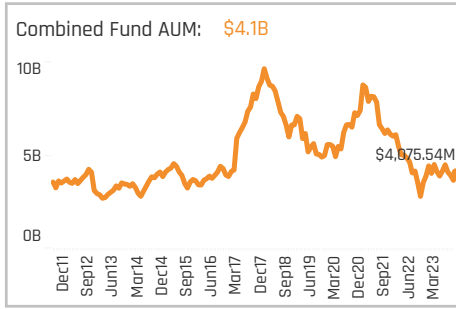
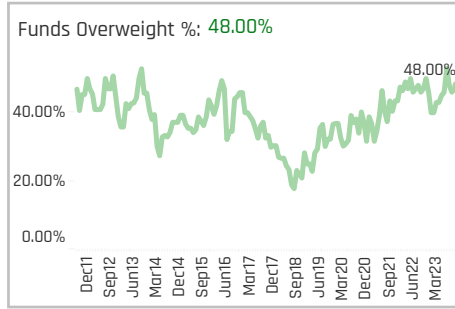
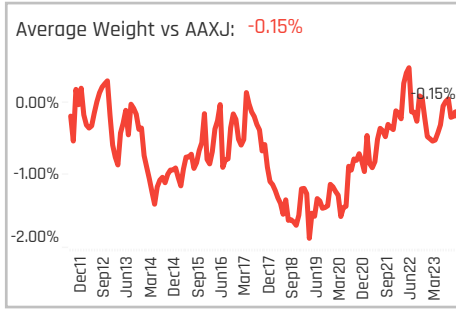
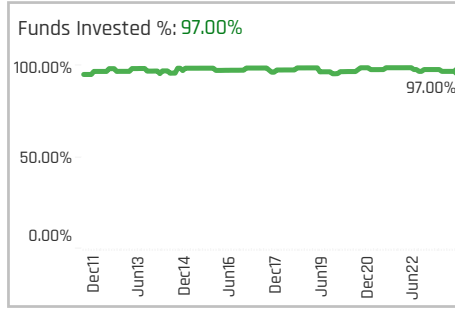
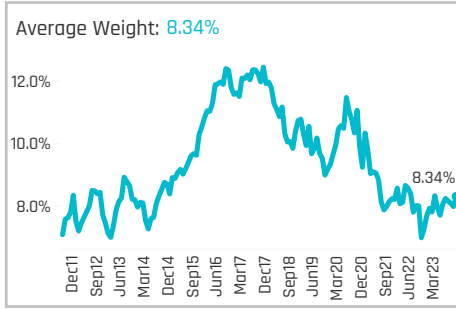
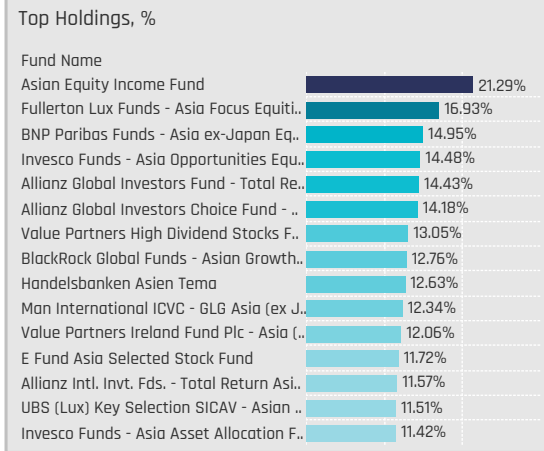
Country	Change	Flow
Singapore	5.00%	(\$3M)
South Korea	3.00%	\$15M
Taiwan	3.00%	(\$32M)
India	3.00%	(\$12M)
Indonesia	1.00%	\$0M
Vietnam	0.00%	\$0M
United States	0.00%	(\$2M)
Netherlands	0.00%	\$0M
Japan	0.00%	\$0M
Canada	0.00%	\$0M
Australia	0.00%	\$0M
China & HK	-1.00%	\$48M
Thailand	-1.00%	(\$5M)
Malaysia	-1.00%	(\$2M)

Largest Changes in Fund Country Weight, %

Fund Name	New o..	Country	Change
Value Partners Ireland Fund Plc - As..		China & HK	6.82%
PineBridge Fund Series - Asian Fund		China & HK	3.32%
CRUX Global Fund - Asia Ex-Japan F..		India	2.67%
LO Funds - Asia High Conviction		China & HK	2.12%
Matthews Asia Funds - Asia (ex-Jap..		Taiwan	2.02%
Carnegie Asia		India	2.01%
Matthews Asia Funds - Asia (ex-Jap..		India	1.83%
T. Rowe Price Fds. OEIC - Asian Oppo..		China & HK	-2.27%
T. Rowe Price Funds SICAV - Asian O..		China & HK	-2.31%
AIA Investment Funds - Asia (EX Ja..		China & HK	-2.68%
TT International Funds Plc - Asia (ex..		China & HK	-2.70%
LUX IM - Pictet Asian Equities		China & HK	-2.79%
Sydneyinvest Fjernosten		China & HK	-2.89%
Nikko AM Global Umbrella Fund - Asi..		China & HK	-3.13%

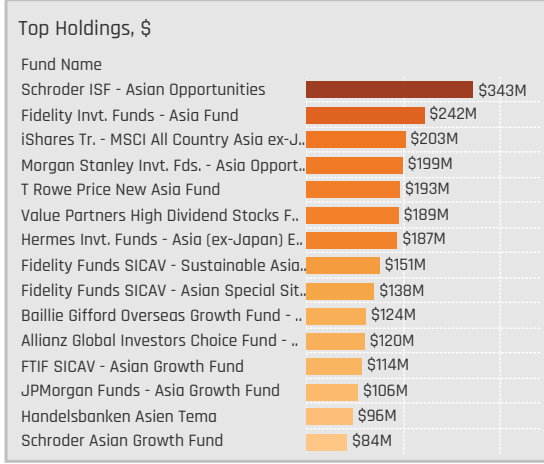
Largest Fund Level Stock Inflows/Outflows, \$

Fund Name	Stock Name	New..	Flow
Morgan Stanley Inv. Fds. - Asia Op..	Meituan Class B		\$53M
Schroder ISF - Asian Opportunities	Contemporary Amperex T..	New	\$51M
Value Partners High Dividend Stock..	Meituan Class B	New	\$27M
Fidelity Funds SICAV - Sustainable ..	Techtronic Industries Co.,...		\$15M
Schroder Asian Growth Fund	Contemporary Amperex T..	New	\$12M
Value Partners High Dividend Stock..	China Everbright Environ..		\$11M
Hermes Inv. Funds - Asia (ex-Japa..	HYUNDAI GLOVIS Co., Ltd.		\$11M
Hermes Inv. Funds - Asia (ex-Japa..	COSCO SHIPPING Ports Li..		(\$13M)
BlackRock Global Funds - Asian Dra..	Meituan Class B	Close	(\$15M)
FTIF SICAV - Asian Growth Fund	Crompton Greaves Consu..	Close	(\$15M)
Vontobel Fund - mtX Sustainable A..	Elite Material Co., Ltd.		(\$15M)
Hermes Inv. Funds - Asia (ex-Japa..	Simple Technology Co. Lt..		(\$20M)
Schroder ISF - Asian Opportunities	Zhejiang Sanhua Intellig..		(\$34M)
T Rowe Price New Asia Fund	Meituan Class B	Close	(\$49M)



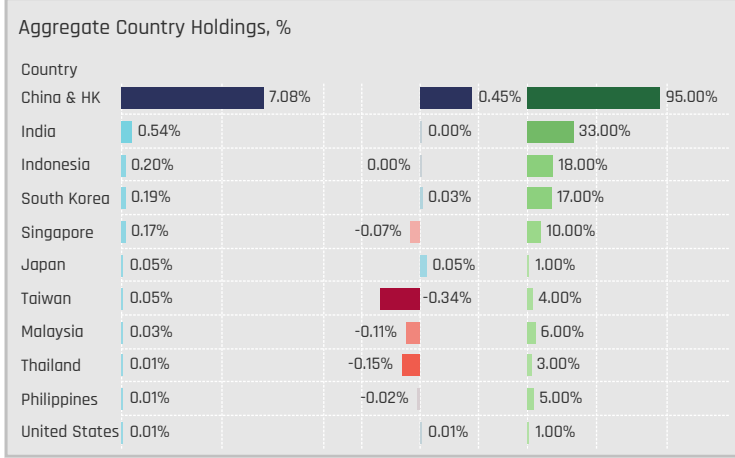
Aggregate Stock Holdings Data, Ranked by Most Widely Held.

Ticker	Stock Name	Funds Invested %	Average Weight	Vs Benchmark	Fund AUM, \$
700-HK	Tencent Holdings Ltd.	87.00%	4.94%	0.12%	\$2,654M
NTESF-US	NetEase, Inc.	32.00%	0.82%	0.07%	\$273M
BIDU-US	Baidu Inc Sponsored ADR Clas..	28.00%	0.48%	-0.09%	\$319M
532454-IN	Bharti Airtel Limited	16.00%	0.36%	-0.11%	\$158M
TLKM-ID	PT Telkom Indonesia (Persero..	15.00%	0.19%	-0.02%	\$35M
300059-CN	East Money Information Co., L..	13.00%	0.16%	0.12%	\$41M
Z74-SG	Singapore Telecommunicatio..	9.00%	0.16%	-0.08%	\$65M
6823-HK	HKT Trust and HKT Ltd	8.00%	0.09%	0.02%	\$24M
728-HK	China Telecom Corp. Ltd. Clas..	6.00%	0.14%	0.14%	\$102M
017670-KR	SK Telecom Co., Ltd.	6.00%	0.05%	0.05%	\$23M
TME-US	Tencent Music Entertainment ..	5.00%	0.06%	-0.05%	\$15M
352820-KR	Big Hit Entertainment Co., Ltd.	5.00%	0.05%	-0.01%	\$11M
MMYT-US	MakeMyTrip Ltd.	4.00%	0.05%	0.05%	\$14M
532777-IN	Info Edge India Ltd.	4.00%	0.03%	-0.04%	\$17M
505537-IN	Zee Entertainment Enterprise..	4.00%	0.04%	0.04%	\$36M



Top Stock Holdings, %

Fund Name	Ticker	Stock Name	Weight
E Fund Asia Selected Stock Fund	700-HK	Tencent Holdings Ltd.	11.08%
Baring AM (Japan) Asia Future Growth ..	700-HK	Tencent Holdings Ltd.	9.15%
Nomura Fds. Ireland Plc - Asia (ex-Japa..	700-HK	Tencent Holdings Ltd.	8.50%
Alquity SICAV - Asia Fund	700-HK	Tencent Holdings Ltd.	8.28%
Nomura Asset Asia Open	700-HK	Tencent Holdings Ltd.	8.24%
Asian Equity Income Fund	941-HK	China Mobile Limited	8.23%
JPM Asset GIM Asian Equity Active Ope..	700-HK	Tencent Holdings Ltd.	7.94%
Invesco Funds - Asia Opportunities Equ..	700-HK	Tencent Holdings Ltd.	7.91%
Nordea Asian Stars Fund	700-HK	Tencent Holdings Ltd.	7.88%
GS Funds - Asia Equity Portfolio	700-HK	Tencent Holdings Ltd.	7.87%
Wellington Mgmt. Fds. (LU) - Asian Opp..	700-HK	Tencent Holdings Ltd.	7.75%
abrdn Sustainable Asian Opportunitie..	700-HK	Tencent Holdings Ltd.	7.64%
Nordea 1 - Asian Stars Equity Fund	700-HK	Tencent Holdings Ltd.	7.61%
UBS (Lux) Key Selection SICAV - Asian ..	700-HK	Tencent Holdings Ltd.	7.35%
Meiji Yasuda Asset Meiji Yasuda Asia E..	700-HK	Tencent Holdings Ltd.	7.31%



Top Country Holdings, %

Fund Name	Country	Weight
Asian Equity Income Fund	China & HK	14.54%
Invesco Funds - Asia Opportunities Equ..	China & HK	14.48%
Fullerton Lux Funds - Asia Focus Equiti..	China & HK	13.35%
Nomura Fds. Ireland Plc - Asia (ex-Japa..	China & HK	11.22%
BlackRock Global Funds - Asian Growth..	China & HK	11.16%
E Fund Asia Selected Stock Fund	China & HK	11.08%
BNP Paribas Funds - Asia ex-Japan Eq..	China & HK	11.06%
Handelsbanken Asien Tema	China & HK	10.84%
CompAM Fund - Cadence Strategic Asia	China & HK	10.79%
Value Partners High Dividend Stocks F..	China & HK	10.65%
Swedbank Robur Asienfond	China & HK	10.56%
UBS (Lux) Key Selection SICAV - Asian ..	China & HK	10.19%
Wellington Mgmt. Fds. (LU) - Asian Opp..	China & HK	10.17%
JPMorgan (Taiwan) Asia Fund	China & HK	9.93%
JPM Asset GIM Asian Equity Active Ope..	China & HK	9.90%

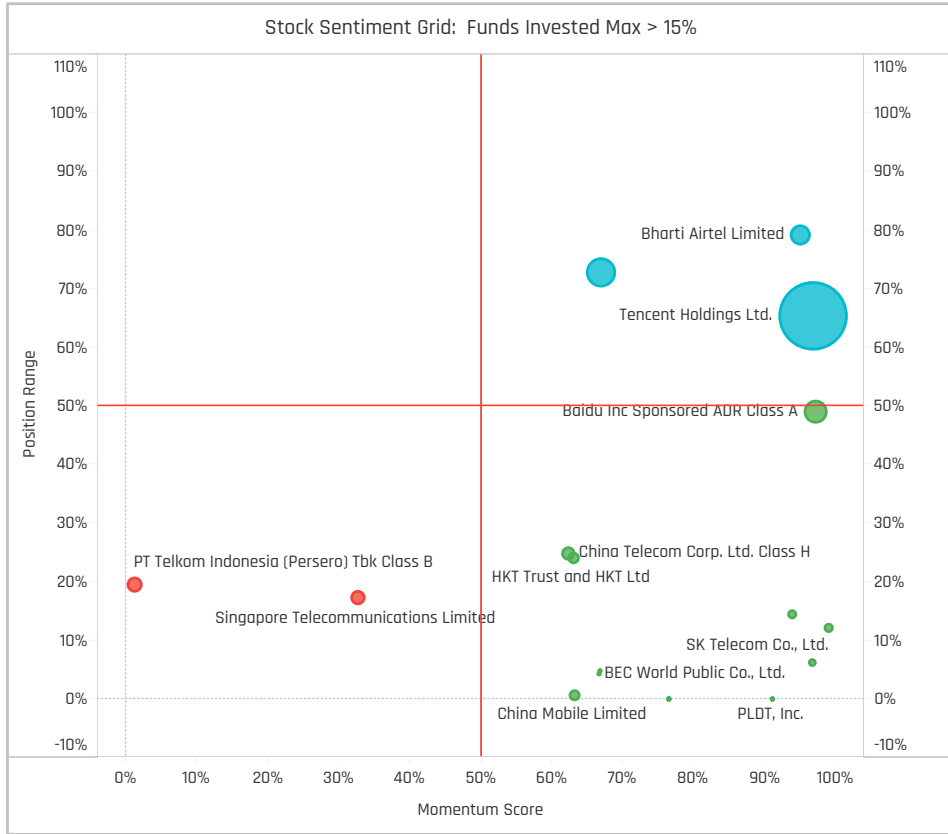
Top Stock Holdings, \$

Fund Name	Ticker	Stock Name	Value
Schroder ISF - Asian Opportunities	700-HK	Tencent Holdings Ltd.	\$317M
Fidelity Invnt. Funds - Asia Fund	700-HK	Tencent Holdings Ltd.	\$204M
Morgan Stanley Invnt. Fds. - Asia Oppor..	700-HK	Tencent Holdings Ltd.	\$199M
Fidelity Funds SICAV - Sustainable Asia..	700-HK	Tencent Holdings Ltd.	\$151M
T Rowe Price New Asia Fund	700-HK	Tencent Holdings Ltd.	\$150M
Hermes Invnt. Funds - Asia (ex-Japan) E..	BIDU-US	Baidu Inc Sponsored AD..	\$122M
Fidelity Funds SICAV - Asian Special Sit..	700-HK	Tencent Holdings Ltd.	\$118M
iShares Tr. - MSCI All Country Asia ex-J..	700-HK	Tencent Holdings Ltd.	\$115M
FTIF SICAV - Asian Growth Fund	700-HK	Tencent Holdings Ltd.	\$105M
Value Partners High Dividend Stocks F..	728-HK	China Telecom Corp. Ltd..	\$81M
Schroder Asian Growth Fund	700-HK	Tencent Holdings Ltd.	\$79M
JPMorgan Funds - Asia Growth Fund	700-HK	Tencent Holdings Ltd.	\$72M
E Fund Asia Selected Stock Fund	700-HK	Tencent Holdings Ltd.	\$70M
Pictet - Asian Equities (ex-Japan)	700-HK	Tencent Holdings Ltd.	\$58M
Baillie Gifford Overseas Growth Fund - ..	BIDU-US	Baidu Inc Sponsored AD..	\$53M

Largest Changes in Fund Weight, %

Fund Name	New or C..	Change
Invesco Funds - Asia Opportuniti..		5.00%
Matthews Asia Funds - Asia (ex-..		4.42%
LO Funds - Asia High Conviction		3.96%
Nikko AM Global Umbrella Fund ..		3.32%
Robeco Capital Gr. Fds. - Asian S..		2.89%
PineBridge Fund Series - Asian ..		2.73%
Value Partners Ireland Fund Plc ..		2.70%
GAM Multistock SICAV - Asia Foc..		-1.33%
Skandia Asia		-1.56%
Allianz Intl. Inv. Fds. - Total Ret..		-2.27%
Value Partners High Dividend St..		-2.27%
Lansforsakringar Asienfonden		-2.80%
SEB Asia (ex-Japan) Fund		-3.97%
SEB Fund 2 - Asia (ex-Japan) Fu..		-4.24%

Ave Wgt Δ	Funds Invested Δ	Fund Flows, \$	Av Wgt vs AAXJ Δ	Funds O/W % Δ
0.60%	0.00%	(\$12M)	0.15%	3.00%



Aggregate Stock Holdings Changes

Ticker	Stock Name	Funds Invested % Δ	Average Weight Δ	Fund Flows, \$
TME-US	Tencent Music Entertainment ..	3.00%	0.03%	\$6M
017670-KR	SK Telecom Co., Ltd.	3.00%	0.03%	\$19M
MMYT-US	MakeMyTrip Ltd.	2.00%	0.04%	\$1M
532777-IN	Info Edge India Ltd.	2.00%	0.01%	\$10M
032640-KR	LG Uplus Corp	2.00%	0.02%	\$12M
NTESF-US	NetEase, Inc.	1.00%	0.23%	(\$4M)
532454-IN	Bharti Airtel Limited	1.00%	0.01%	(\$9M)
WB-US	Weibo Corp. Sponsored ADR Cl..	-2.00%	-0.01%	\$3M
030200-KR	KT Corporation	-2.00%	-0.01%	\$0M
788-HK	China Tower Corp. Ltd. Class H	-2.00%	0.00%	\$0M
603444-CN	G-Bits Network Technology (Xi..	-2.00%	-0.01%	(\$2M)
1883-HK	CITIC Telecom International Ho..	-2.00%	0.00%	\$0M
035900-KR	JYP Entertainment Corp	-2.00%	-0.02%	(\$13M)
TLKM-ID	PT Telkom Indonesia (Persero) ..	-2.00%	-0.04%	(\$21M)

Largest Fund Flows, \$

Fund Name	New or Cl..	Flow
Morgan Stanley Inv. Fds. - Asia..		\$47M
Hermes Inv. Funds - Asia (ex-J..		\$42M
Baillie Gifford Overseas Growth ..		\$35M
Invesco Funds - Asia Opportuniti..		\$17M
Matthews Asia Funds - Asia (ex-..		\$15M
Fidelity Funds SICAV - Sustaina..		\$10M
LO Funds - Asia High Conviction		\$9M
SEB Asia (ex-Japan) Fund		(\$8M)
BNP Paribas Funds - Asia ex-Ja..		(\$8M)
Fidelity Inv. Funds - Asia Fund		(\$15M)
BlackRock Global Funds - Asian ..		(\$21M)
Value Partners High Dividend S..		(\$28M)
JPMorgan Funds - Asia Growth ..		(\$33M)
iShares Tr. - MSCI All Country A..		(\$48M)

Largest Fund Level Changes in Stock Weight, %

Fund Name	Stock Name	New ..	Change
Invesco Funds - Asia Opportuniti..	NetEase, Inc.	New	3.79%
Matthews Asia Funds - Asia (ex-Ja..	Tencent Holdings Ltd.		2.95%
Matthews Asia Funds - Asia (ex-Ja..	NetEase, Inc.	New	2.84%
Nikko AM Global Umbrella Fund - A..	PB Fintech Limited	New	2.75%
PineBridge Fund Series - Asian Fu..	Tencent Holdings Ltd.	New	2.63%
HSBC GIF - Asia (ex-Japan) Equity	Bharti Airtel Limited	New	2.51%
TT International Funds Plc - Asia (e..	MakeMyTrip Ltd.	New	2.33%
Lansforsakringar Asienfonden	NetEase, Inc.	Close	-1.57%
SEB Asia (ex-Japan) Fund	Bharti Airtel Limited		-1.59%
Skandia Asia	NetEase, Inc.	Close	-1.71%
GAM Multistock SICAV - Asia Focus..	Tencent Music Entertain..	Close	-1.82%
Allianz Intl. Inv. Fds. - Total Retur..	Bharti Airtel Limited		-2.06%
SEB Fund 2 - Asia (ex-Japan) Fund	Bharti Airtel Limited		-2.16%
Value Partners High Dividend Stock..	China Telecom Corp. Ltd. ..		-3.10%

Aggregate Country Holding Changes

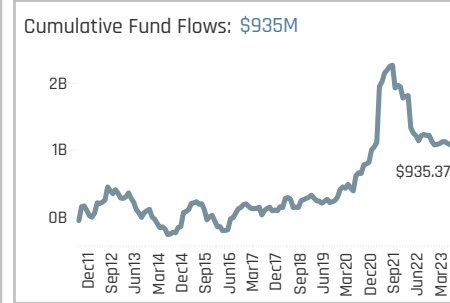
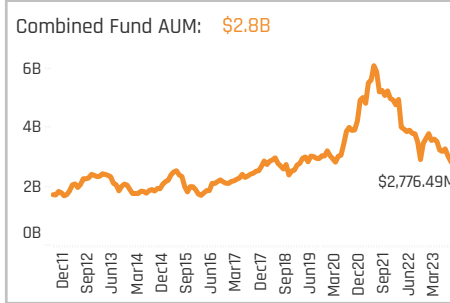
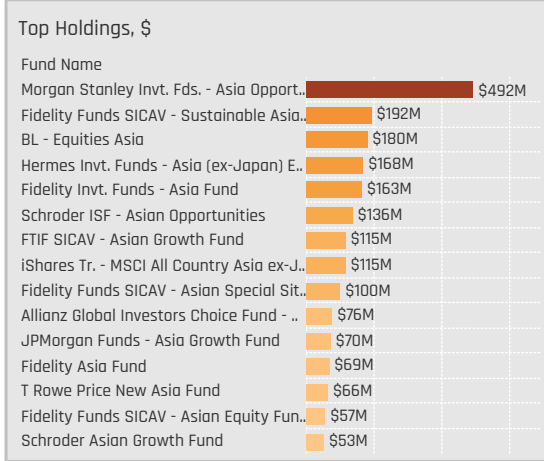
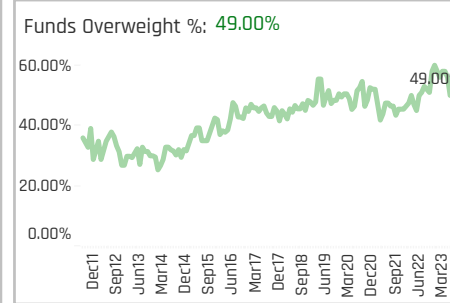
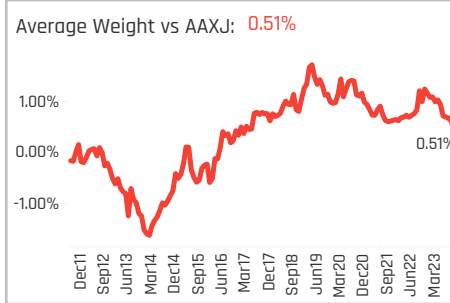
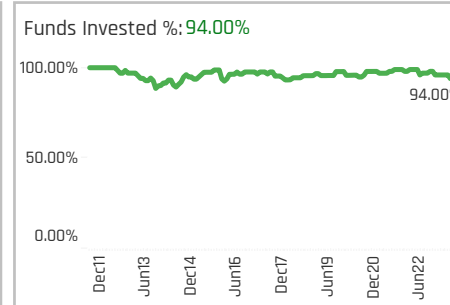
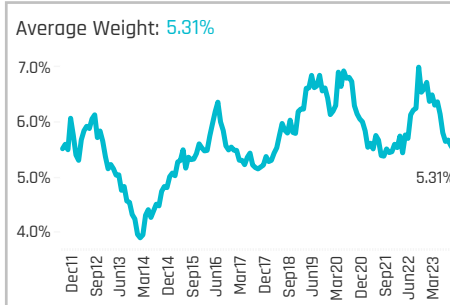
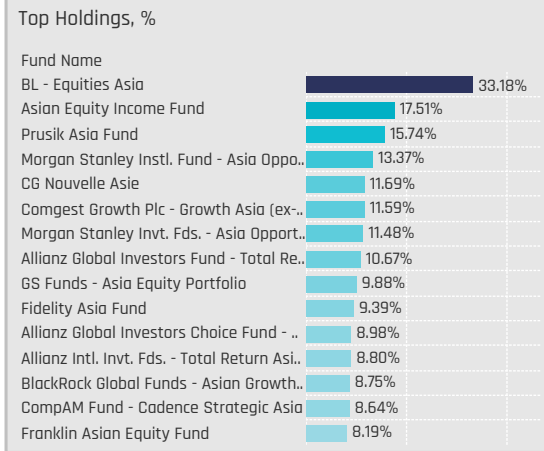
Country	Change	Flow
India	4.00%	(\$8M)
Taiwan	1.00%	(\$3M)
Thailand	1.00%	\$1M
United States	0.00%	\$0M
Sweden	0.00%	
Sri Lanka	0.00%	
South Africa	0.00%	
Japan	0.00%	\$0M
Indonesia	-0.04%	(\$26M)
China & HK	0.55%	\$13M
Bangladesh	0.00%	
Australia	0.00%	
South Korea	-1.00%	\$21M
Singapore	-1.00%	(\$6M)

Largest Changes in Fund Country Weight, %

Fund Name	New a..	Country	Change
Invesco Funds - Asia Opportuniti..		China & HK	5.00%
Matthews Asia Funds - Asia (ex-Jap..		China & HK	4.42%
Robeco Capital Gr. Fds. - Asian Star..		China & HK	3.43%
Nikko AM Global Umbrella Fund - Asi..	New	India	2.75%
HSBC GIF - Asia (ex-Japan) Equity	New	India	2.51%
Handelsbanken Asien Tema		China & HK	2.45%
CompAM Fund - Cadence Strategic ..		China & HK	2.24%
Skandia Asia		China & HK	-1.56%
SEB Asia (ex-Japan) Fund		India	-1.59%
SEB Fund 2 - Asia (ex-Japan) Fund		China & HK	-2.02%
Allianz Intl. Inv. Fds. - Total Return ..		India	-2.06%
SEB Asia (ex-Japan) Fund		China & HK	-2.14%
SEB Fund 2 - Asia (ex-Japan) Fund		India	-2.16%
Value Partners High Dividend Stock..		China & HK	-3.72%

Largest Fund Level Stock Inflows/Outflows, \$

Fund Name	Stock Name	New..	Flow
Morgan Stanley Inv. Fds. - Asia Op..	Tencent Holdings Ltd.		\$47M
Hermes Inv. Funds - Asia (ex-Japa..	iQIYI, Inc. Sponsored ADR ..	New	\$42M
Baillie Gifford Overseas Growth Fun..	Baidu Inc Sponsored ADR..		\$33M
T Rowe Price New Asia Fund	Baidu Inc Sponsored ADR..	New	\$20M
Hermes Inv. Funds - Asia (ex-Japa..	Baidu Inc Sponsored ADR..		\$19M
Value Partners High Dividend Stock..	SK Telecom Co., Ltd.	New	\$17M
Schroder Asian Growth Fund	Tencent Holdings Ltd.		\$12M
JPMorgan Funds - Asia Growth Fund	PT Telkom Indonesia (Per..	Close	(\$13M)
BlackRock Global Funds - Asian Gro..	Tencent Holdings Ltd.		(\$15M)
T Rowe Price New Asia Fund	Tencent Holdings Ltd.		(\$18M)
Hermes Inv. Funds - Asia (ex-Japa..	China South Publishing & ..	Close	(\$22M)
Value Partners High Dividend Stock..	China Mobile Limited		(\$23M)
iShares Tr. - MSCI All Country Asia ..	Tencent Holdings Ltd.		(\$24M)
Value Partners High Dividend Stock..	China Telecom Corp. Ltd. ..		(\$44M)

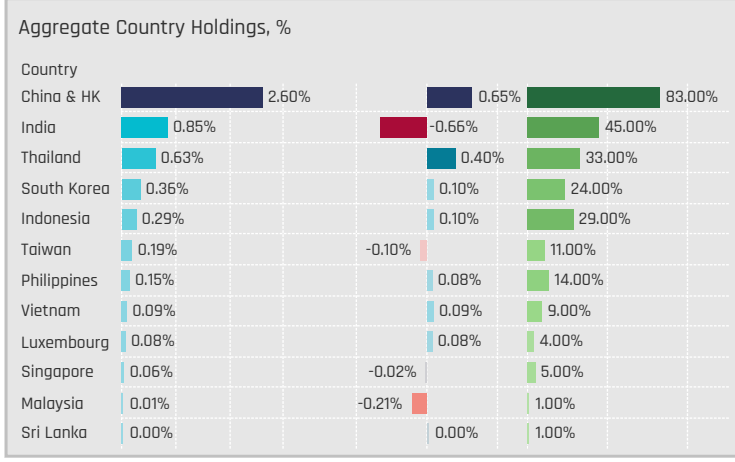


Aggregate Stock Holdings Data, Ranked by Most Widely Held.

Ticker	Stock Name	Funds Invested %	Average Weight	Vs Benchmark	Fund AUM, \$
600519-CN	Kweichow Moutai Co., Ltd. Cla..	34.00%	0.94%	0.60%	\$588M
2319-HK	China Mengniu Dairy Co., Ltd.	25.00%	0.33%	0.16%	\$329M
CPALL-TH	CP All Public Co. Ltd.	22.00%	0.36%	0.21%	\$265M
500696-IN	Hindustan Unilever Limited	22.00%	0.39%	-0.04%	\$80M
Y92-SG	Thai Beverage Public Co., Ltd.	12.00%	0.22%	0.22%	\$113M
CMRY-ID	PT Cisarua Mountain Dairy Tbk	12.00%	0.10%	0.10%	\$16M
532424-IN	Godrej Consumer Products Li..	12.00%	0.13%	0.04%	\$64M
168-HK	Tsingtao Brewery Co., Ltd. Cla..	11.00%	0.12%	0.04%	\$82M
AMRT-ID	PT Sumber Alfaria Trijaya	10.00%	0.10%	0.05%	\$31M
600887-CN	Inner Mongolia Yili Industrial ..	10.00%	0.20%	0.17%	\$193M
051900-KR	LG H&H Co., Ltd.	10.00%	0.10%	0.05%	\$19M
291-HK	China Resources Beer (Holdin..	9.00%	0.09%	-0.05%	\$73M
1876-HK	Budweiser Brewing Co. APAC ..	9.00%	0.10%	0.05%	\$119M
1216-TW	Uni-President Enterprises Car..	9.00%	0.13%	-0.07%	\$28M
603605-CN	Proya Cosmetics Co., Ltd. Clas..	8.00%	0.09%	0.09%	\$7M

Top Stock Holdings, %

Fund Name	Ticker	Stock Name	Percentage
Fidelity Asia Fund	600519-CN	Kweichow Moutai Co., ..	9.39%
GS Funds - Asia Equity Portfolio	600519-CN	Kweichow Moutai Co., ..	6.08%
Morgan Stanley Instl. Fund - Asia Oppo..	600519-CN	Kweichow Moutai Co., ..	5.31%
Allianz Global Investors Fund - Total Re..	600519-CN	Kweichow Moutai Co., ..	5.20%
Morgan Stanley Invt. Fds. - Asia Opport..	600519-CN	Kweichow Moutai Co., ..	4.87%
Prusik Asia Fund	531642-IN	Marico Limited	4.79%
Allianz Intl. Invt. Fds. - Total Return Asi..	600519-CN	Kweichow Moutai Co., ..	4.17%
BL - Equities Asia	600519-CN	Kweichow Moutai Co., ..	4.17%
Allianz Global Investors Fund - Total Re..	CPALL-TH	CP All Public Co. Ltd.	4.04%
Comgest Growth Plc - Growth Asia (ex-..	600887-CN	Inner Mongolia Yili Ind..	3.99%
CG Nouvelle Asie	600887-CN	Inner Mongolia Yili Ind..	3.99%
BL - Equities Asia	2912-TW	President Chain Store..	3.81%
Allianz Global Investors Choice Fund - ..	600519-CN	Kweichow Moutai Co., ..	3.71%
CompAM Fund - Cadence Strategic Asia	Y92-SG	Thai Beverage Public ..	3.67%
Allianz Intl. Invt. Fds. - Total Return Asi..	CPALL-TH	CP All Public Co. Ltd.	3.53%



Top Country Holdings, %

Fund Name	Country	Percentage
Morgan Stanley Instl. Fund - Asia Oppo..	China & HK	13.37%
Morgan Stanley Invt. Fds. - Asia Opport..	China & HK	11.48%
BL - Equities Asia	China & HK	9.45%
Fidelity Asia Fund	China & HK	9.39%
Prusik Asia Fund	India	7.93%
GS Funds - Asia Equity Portfolio	China & HK	7.53%
Asian Equity Income Fund	China & HK	7.04%
BL - Equities Asia	Thailand	6.96%
PineBridge Global Funds - Asia (ex-Jap..	China & HK	6.28%
UBS (CH) Equity Fund - Emerging Asia (..	China & HK	6.12%
Allianz Global Investors Fund - Total Re..	China & HK	5.82%
BL - Equities Asia	South Korea	5.81%
Allianz Global Investors Choice Fund - ..	China & HK	4.85%
UBS (Lux) Key Selection SICAV - Asian ..	China & HK	4.82%
Allianz Intl. Invt. Fds. - Total Return Asi..	China & HK	4.79%

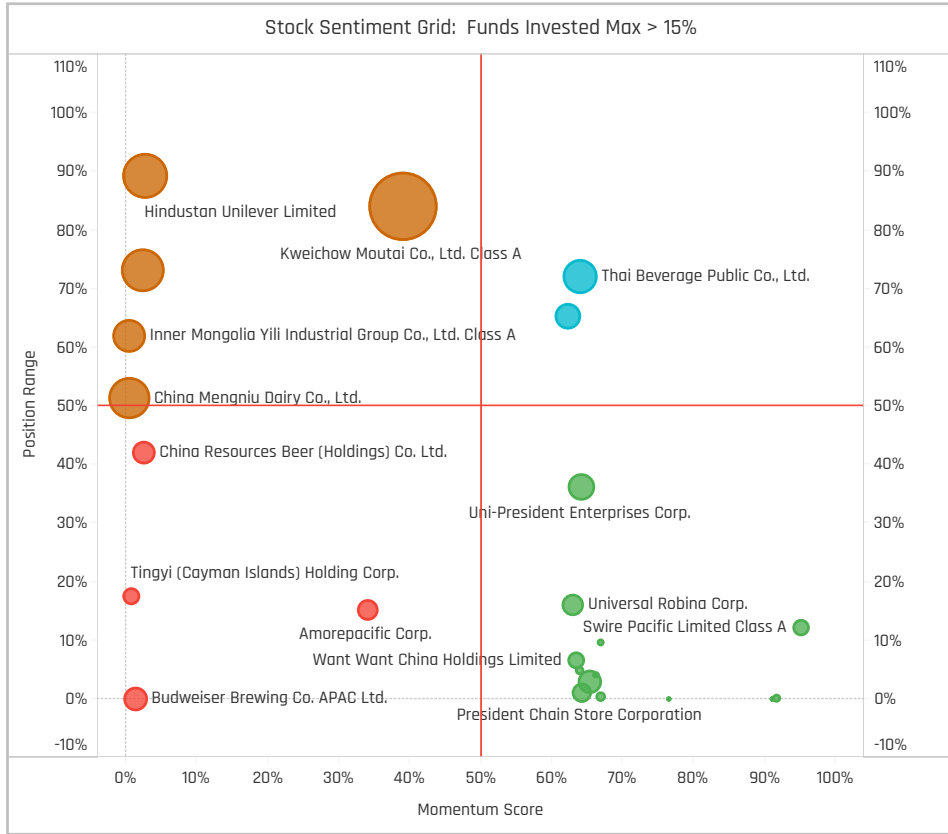
Top Stock Holdings, \$

Fund Name	Ticker	Stock Name	Value
Morgan Stanley Invt. Fds. - Asia Opport..	600519-C..	Kweichow Moutai Co., Lt..	\$209M
Morgan Stanley Invt. Fds. - Asia Opport..	603288-..	Foshan Haitian Flavouri..	\$99M
Hermes Invt. Funds - Asia (ex-Japan) E..	600887-..	Inner Mongolia Yili Indus..	\$94M
Schroder ISF - Asian Opportunities	2319-HK	China Mengniu Dairy Co...	\$78M
Fidelity Funds SICAV - Sustainable Asia..	CPALL-TH	CP All Public Co. Ltd.	\$77M
Fidelity Invt. Funds - Asia Fund	600519-C..	Kweichow Moutai Co., Lt..	\$70M
Fidelity Asia Fund	600519-C..	Kweichow Moutai Co., Lt..	\$69M
Fidelity Funds SICAV - Sustainable Asia..	2319-HK	China Mengniu Dairy Co...	\$63M
Morgan Stanley Invt. Fds. - Asia Opport..	291-HK	China Resources Beer (H..	\$60M
Morgan Stanley Invt. Fds. - Asia Opport..	600887-..	Inner Mongolia Yili Indus..	\$58M
Schroder ISF - Asian Opportunities	1876-HK	Budweiser Brewing Co. ..	\$57M
Hermes Invt. Funds - Asia (ex-Japan) E..	322-HK	Tingyi (Cayman Islands) ..	\$54M
Fidelity Funds SICAV - Sustainable Asia..	Y92-SG	Thai Beverage Public Co...	\$52M
Morgan Stanley Invt. Fds. - Asia Opport..	168-HK	Tsingtao Brewery Co., Lt..	\$51M
Fidelity Invt. Funds - Asia Fund	2319-HK	China Mengniu Dairy Co...	\$44M

Largest Changes in Fund Weight, %

Fund Name	New or C..	Change
TT International Funds Plc - Asia..		1.76%
SEB Asia (ex-Japan) Fund		1.58%
Baring International Umbrella F..		1.29%
LUX IM - Pictet Asian Equities		1.12%
SEB Fund 2 - Asia (ex-Japan) Fu..		1.12%
FTIF SICAV - Asian Growth Fund		0.73%
AIA Investment Funds - Asia (EX..		0.65%
T. Rowe Price Funds SICAV - Asi..		-3.40%
Nomura Fds. Ireland Plc - Asia (e..		-3.72%
Value Partners Ireland Fund Plc ..	Close	-4.00%
Syinvest Fjernosten		-4.22%
BL - Equities Asia		-5.18%
CompAM Fund - Cadence Strate..		-5.23%
LO Funds - Asia High Conviction		-5.80%

Ave Wgt Δ	Funds Invested Δ	Fund Flows, \$	Av Wgt vs AAXJ Δ	Funds O/W % Δ
-0.84%	-2.00%	(\$180M)	-0.45%	-7.00%



Aggregate Stock Holdings Changes

Ticker	Stock Name	Funds Invested % Δ	Average Weight Δ	Fund Flows, \$
AMRT-ID	PT Sumber Alfaria Trijaya	5.00%	0.07%	\$20M
SNNP.F-TH	Srinanaporn Marketing Public ..	2.00%	0.01%	\$1M
192820-KR	COSMAX, Inc.	2.00%	0.01%	\$2M
500830-IN	Colgate-Palmolive (India) Limit..	2.00%	0.01%	\$0M
500790-IN	Nestle India Ltd.	2.00%	0.04%	\$5M
271560-KR	ORION CORP.	1.00%	0.00%	\$5M
051900-KR	LG H&H Co., Ltd.	1.00%	-0.05%	\$1M
1876-HK	Budweiser Brewing Co. APAC L..	-2.00%	-0.05%	(\$12M)
UNVR-ID	PT Unilever Indonesia Tbk	-3.00%	-0.02%	(\$19M)
002304-CN	Jiangsu Yanghe Brewery Joint..	-3.00%	-0.04%	(\$18M)
2319-HK	China Mengniu Dairy Co., Ltd.	-3.00%	-0.13%	(\$8M)
600887-CN	Inner Mongolia Yili Industrial G..	-5.00%	-0.06%	\$0M
322-HK	Tingyi (Cayman Islands) Holdin..	-5.00%	-0.04%	(\$16M)
603288-CN	Foshan Haitian Flavouring & F..	-7.00%	-0.10%	(\$13M)

Largest Fund Flows, \$

Fund Name	New or Cl..	Flow
Hermes Inv. Funds - Asia (ex-J..		\$37M
Fidelity Funds SICAV - Sustaina..		\$27M
FTIF SICAV - Asian Growth Fund		\$22M
Schroder Asian Growth Fund		\$16M
Fidelity Funds SICAV - Asian Eq..		\$12M
Morgan Stanley Inv. Fds. - Asia..		\$10M
Pictet - Asian Equities (ex-Japa..		\$8M
Syinvest Fjernosten		(\$13M)
T. Rowe Price Funds SICAV - Asi..		(\$18M)
BlackRock Global Funds - Asian ..		(\$18M)
JPMorgan Funds - Asia Growth ..		(\$22M)
LO Funds - Asia High Conviction		(\$27M)
iShares Tr. - MSCI All Country A..		(\$34M)
T Rowe Price New Asia Fund		(\$94M)

Largest Fund Level Changes in Stock Weight, %

Fund Name	Stock Name	New ..	Change
CompAM Fund - Cadence Strategi..	L'Occitane International ..	New	2.98%
SEB Asia (ex-Japan) Fund	Nestle India Ltd.	New	2.05%
HSBC GIF - Asia (ex-Japan) Equity	Hindustan Unilever Limit..	New	2.04%
SEB Fund 2 - Asia (ex-Japan) Fund	Nestle India Ltd.	New	2.01%
Morgan Stanley Instl. Fund - Asia ..	Wuliangye Yibin Co., Ltd. ..	New	1.89%
BlackRock Global Funds - Asian Gr..	Kweichow Moutai Co., Lt..	New	1.78%
Matthews Asia Funds - Asia (ex-Ja..	Wuliangye Yibin Co., Ltd. ..	New	1.77%
LO Funds - Asia High Conviction	Hindustan Unilever Limit..	Close	-2.02%
Nordea Asian Stars Fund	China Mengniu Dairy Co., ..	Close	-2.03%
Nordea 1 - Asian Stars Equity Fund	China Mengniu Dairy Co., ..	Close	-2.06%
Nomura Fds. Ireland Plc - Asia (ex-..	Fujian Anjoy Foods Co. Lt..	Close	-2.18%
HSBC GIF - Asia (ex-Japan) Equity	Wuliangye Yibin Co., Ltd. ..	Close	-2.25%
CompAM Fund - Cadence Strategi..	Vitasoy International Hol..		-2.98%
CompAM Fund - Cadence Strategi..	Godrej Consumer Produc..	Close	-4.73%

Aggregate Country Holding Changes

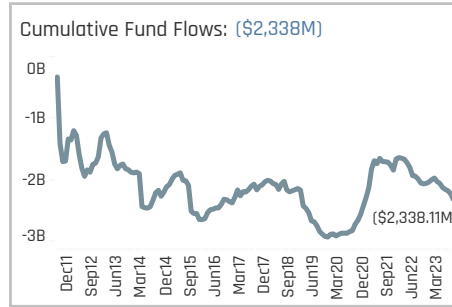
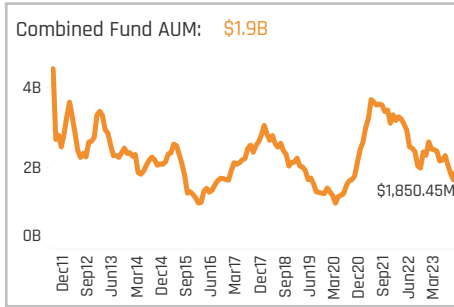
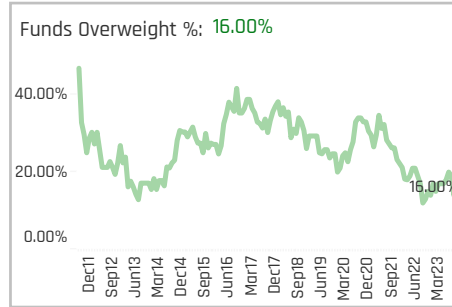
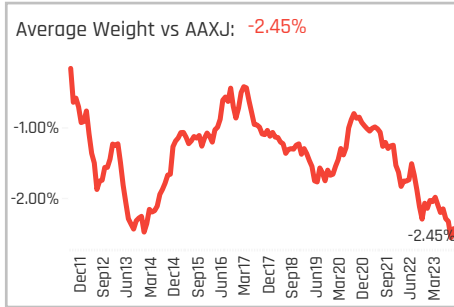
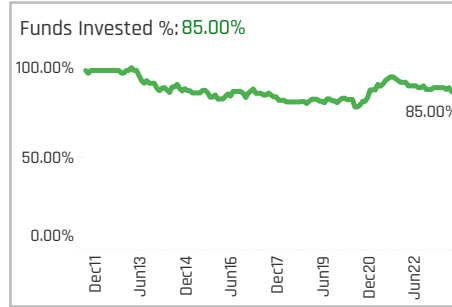
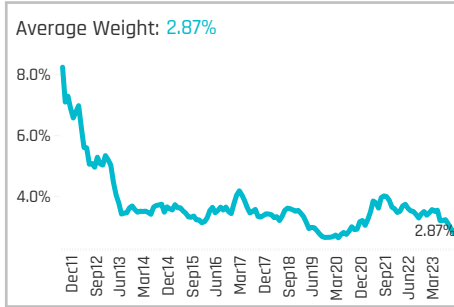
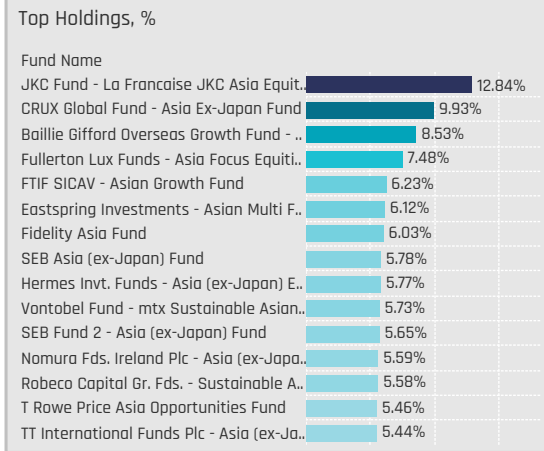
Country	Change	Flow
South Korea	3.00%	\$8M
Indonesia	2.00%	\$1M
Thailand	1.00%	(\$11M)
Luxembourg	1.00%	(\$4M)
United States	0.00%	
United Kingdom	0.00%	
Taiwan	0.00%	(\$2M)
Bangladesh	0.00%	
Australia	0.00%	
Malaysia	-1.00%	(\$2M)
Vietnam	-1.00%	(\$12M)
India	-1.00%	(\$28M)
Singapore	-2.00%	(\$2M)
China & HK	-6.00%	(\$125M)

Largest Changes in Fund Country Weight, %

Fund Name	New o..	Country	Change
CompAM Fund - Cadence Strategic ..	New	Luxembourg	2.98%
SEB Fund 2 - Asia (ex-Japan) Fund	New	India	2.48%
SEB Asia (ex-Japan) Fund	New	India	2.09%
HSBC GIF - Asia (ex-Japan) Equity	New	India	2.04%
Matthews Asia Funds - Asia (ex-Jap..	New	China & HK	1.77%
T Rowe Price Asia Opportunities Fun..	New	Indonesia	1.74%
T. Rowe Price Funds SICAV - Asian O..	New	Indonesia	1.69%
LO Funds - Asia High Conviction	Close	China & HK	-2.70%
Nordea Asian Stars Fund	Close	China & HK	-2.89%
Nordea 1 - Asian Stars Equity Fund	Close	China & HK	-2.93%
CompAM Fund - Cadence Strategic ..		China & HK	-2.98%
Syinvest Fjernosten	Close	China & HK	-3.18%
CompAM Fund - Cadence Strategic ..	Close	India	-4.73%
PineBridge Fund Series - Asian Fund		China & HK	-5.07%

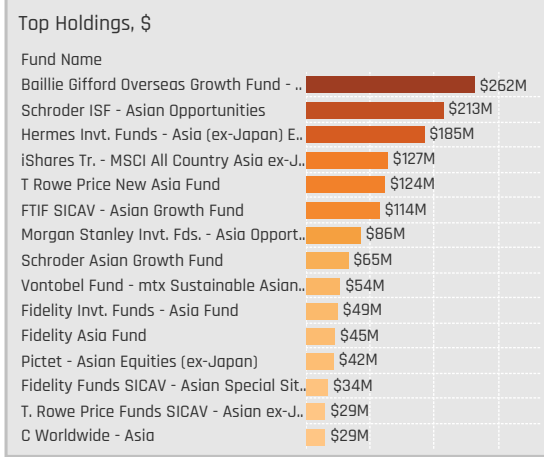
Largest Fund Level Stock Inflows/Outflows, \$

Fund Name	Stock Name	New..	Flow
Hermes Inv. Funds - Asia (ex-Japa..	Inner Mongolia Yili Indust..		\$44M
Morgan Stanley Inv. Fds. - Asia Op..	Kweichow Moutai Co., Lt..		\$28M
Fidelity Funds SICAV - Sustainable ..	China Mengniu Dairy Co., ..		\$17M
FTIF SICAV - Asian Growth Fund	PT Sumber Alfaria Trijaya		\$15M
Schroder Asian Growth Fund	Taly Bread Co., Ltd. Class..	New	\$14M
FTIF SICAV - Asian Growth Fund	Tata Consumer Products ..	New	\$11M
BlackRock Global Funds - Asian Gro..	Kweichow Moutai Co., Lt..	New	\$9M
T Rowe Price New Asia Fund	Tingyi (Cayman Islands) ..	Close	(\$12M)
T Rowe Price New Asia Fund	PT Unilever Indonesia Tbk	Close	(\$12M)
BlackRock Global Funds - Asian Gro..	Inner Mongolia Yili Indust..		(\$13M)
Morgan Stanley Inv. Fds. - Asia Op..	China Resources Beer (H..		(\$14M)
Morgan Stanley Inv. Fds. - Asia Op..	Tsingtao Brewery Co., Ltd..		(\$16M)
T Rowe Price New Asia Fund	Inner Mongolia Yili Indust..	Close	(\$24M)
T Rowe Price New Asia Fund	CP All Public Co. Ltd.	Close	(\$25M)



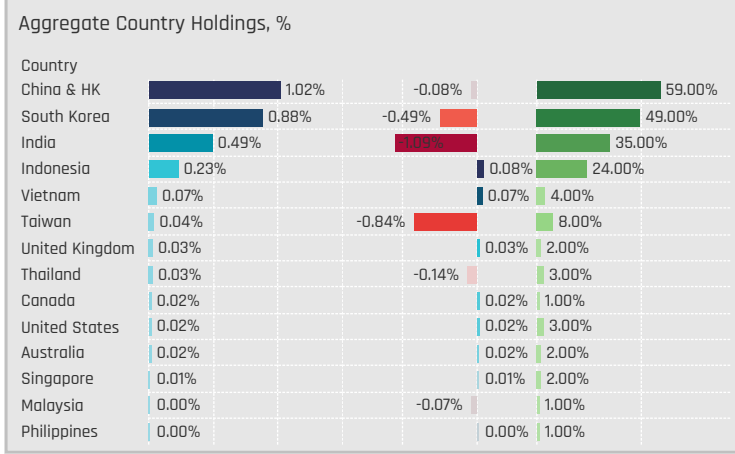
Aggregate Stock Holdings Data, Ranked by Most Widely Held.

Ticker	Stock Name	Funds Invested %	Average Weight	Vs Benchmark	Fund AUM, \$
051910-KR	LG Chem Ltd.	29.00%	0.46%	0.13%	\$294M
2899-HK	Zijin Mining Group Co., Ltd. Cl.	13.00%	0.21%	0.07%	\$123M
BZ-US	Kanzhun Ltd. Sponsored ADR	11.00%	0.12%	0.06%	\$62M
AVIA-ID	PT Avia Avian Tbk	11.00%	0.05%	0.05%	\$71M
532538-IN	UltraTech Cement Limited	8.00%	0.09%	-0.12%	\$78M
300285-CN	Shandong Sinocera Functiona..	8.00%	0.05%	0.05%	\$43M
014680-KR	Hansol Chemical Co., Ltd	8.00%	0.13%	0.13%	\$42M
002271-CN	Beijing Oriental Yuhong Wate..	8.00%	0.11%	0.11%	\$33M
500440-IN	Hindalco Industries Limited	7.00%	0.12%	-0.02%	\$75M
914-HK	Anhui Conch Cement Compan..	6.00%	0.05%	0.00%	\$14M
1772-HK	Ganfeng Lithium Group Co., Lt..	6.00%	0.02%	0.00%	\$7M
051915-KR	LG Chem Ltd Prfd Registered ..	6.00%	0.09%	0.06%	\$15M
005490-KR	POSCO Holdings Inc.	6.00%	0.09%	-0.37%	\$25M
601899-CN	Zijin Mining Group Co., Ltd. Cl.	5.00%	0.05%	0.02%	\$13M
MDKA-ID	PT Merdeka Copper Gold Tbk	4.00%	0.05%	0.02%	\$60M



Top Stock Holdings, %

Fund Name	Ticker	Stock Name	Weight
JKC Fund - La Francaise JKC Asia Equit..	300596-CN	Rianlon Corp. Class A	4.71%
JKC Fund - La Francaise JKC Asia Equit..	2899-HK	Zijin Mining Group Co...	4.57%
CG Nouvelle Asie	051910-KR	LG Chem Ltd.	4.22%
Comgest Growth Plc - Growth Asia (ex-..	051910-KR	LG Chem Ltd.	4.21%
JKC Fund - La Francaise JKC Asia Equit..	014680-KR	Hansol Chemical Co., L..	3.56%
Nomura Asset Asia Open	2899-HK	Zijin Mining Group Co...	3.25%
Fidelity Asia Fund	603737-CN	SKSHU Paint Co., Ltd. ..	3.18%
Robeco Capital Gr. Fds. - Sustainable A..	051915-KR	LG Chem Ltd Prfd Regl..	3.04%
Fidelity Asia Fund	002271-CN	Beijing Oriental Yuhon..	2.85%
CRUX Global Fund - Asia Ex-Japan Fund	601899-CN	Zijin Mining Group Co...	2.79%
Pictet - Asian Equities (ex-Japan)	500440-IN	Hindalco Industries Li..	2.78%
AB FCP I - Asia (ex-Japan) Equity Portf..	2899-HK	Zijin Mining Group Co...	2.73%
Robeco Capital Gr. Fds. - Sustainable A..	000786-CN	Beijing New Building ..	2.54%
Baillie Gifford Overseas Growth Fund - ..	2899-HK	Zijin Mining Group Co...	2.50%
Nomura Fds. Ireland Plc - Asia (ex-Japa..	005490-KR	POSCO Holdings Inc.	2.49%



Top Country Holdings, %

Fund Name	Country	Weight
JKC Fund - La Francaise JKC Asia Equit..	China & HK	9.29%
Fidelity Asia Fund	China & HK	6.03%
CRUX Global Fund - Asia Ex-Japan Fund	China & HK	5.37%
AB FCP I - Asia (ex-Japan) Equity Portf..	China & HK	4.70%
Baillie Gifford Overseas Growth Fund - ..	China & HK	4.52%
Vantobel Fund - mtx Sustainable Asian..	China & HK	4.30%
CG Nouvelle Asie	South Korea	4.22%
KBC Equity Fund - New Asia	China & HK	4.22%
Comgest Growth Plc - Growth Asia (ex-..	South Korea	4.21%
TT International Funds Plc - Asia (ex-Ja..	South Korea	3.83%
SEB Asia (ex-Japan) Fund	India	3.80%
Hermes Invnt. Funds - Asia (ex-Japan) E..	South Korea	3.65%
JKC Fund - La Francaise JKC Asia Equit..	South Korea	3.56%
SEB Fund 2 - Asia (ex-Japan) Fund	India	3.37%
Nomura Asset Asia Open	China & HK	3.25%

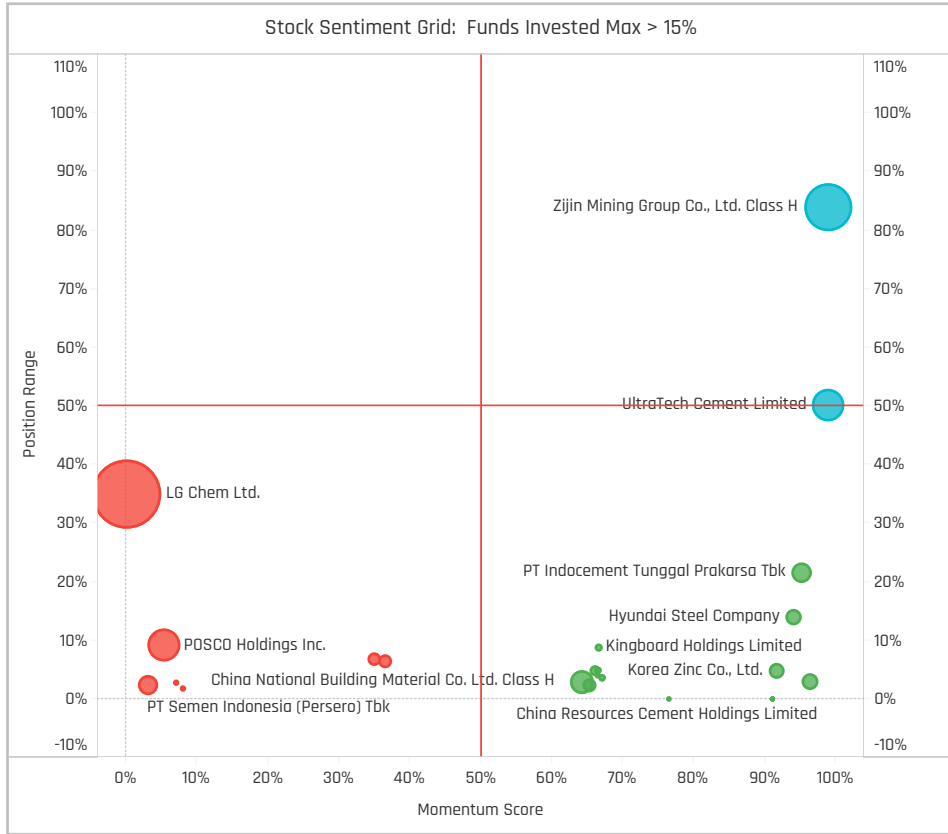
Top Stock Holdings, \$

Fund Name	Ticker	Stock Name	Value
Schroder ISF - Asian Opportunities	051910-KR	LG Chem Ltd.	\$117M
Schroder ISF - Asian Opportunities	RIO-GB	Rio Tinto plc	\$96M
Baillie Gifford Overseas Growth Fund - ..	2899-HK	Zijin Mining Group Co., Lt.	\$77M
Baillie Gifford Overseas Growth Fund - ..	1208-HK	MMG Ltd.	\$62M
Baillie Gifford Overseas Growth Fund - ..	MDKA-ID	PT Merdeka Copper Gold..	\$56M
Morgan Stanley Invnt. Fds. - Asia Opport..	500387-IN	Shree Cement Limited	\$55M
Hermes Invnt. Funds - Asia (ex-Japan) E..	004020-..	Hyundai Steel Company	\$43M
Hermes Invnt. Funds - Asia (ex-Japan) E..	004000-..	LOTTE Fine Chemical Co...	\$38M
Fidelity Invnt. Funds - Asia Fund	532538-IN	UltraTech Cement Limite..	\$37M
Hermes Invnt. Funds - Asia (ex-Japan) E..	011780-KR	Kumho Petrochemical C..	\$36M
FTIF SICAV - Asian Growth Fund	500440-I..	Hindalco Industries Limit..	\$35M
Baillie Gifford Overseas Growth Fund - ..	HPG-VN	Hoa Phat Group JSC	\$35M
T Rowe Price New Asia Fund	HPG-VN	Hoa Phat Group JSC	\$35M
T Rowe Price New Asia Fund	051910-KR	LG Chem Ltd.	\$33M
Hermes Invnt. Funds - Asia (ex-Japan) E..	3983-HK	China BlueChemical Ltd...	\$33M

Largest Changes in Fund Weight, %

Fund Name	New or C..	Weight Change
T Rowe Price Asia Opportunities ..		2.80%
T. Rowe Price Funds SICAV - Asi..		2.65%
T. Rowe Price Fds. OEIC - Asian O..		2.62%
AB FCP I - Asia (ex-Japan) Equit..		2.59%
T Rowe Price New Asia Fund		1.32%
Nomura Fds. Ireland Plc - Asia (e..		1.29%
T. Rowe Price Funds SICAV - Asi..		1.15%
LUX IM - Pictet Asian Equities		-1.99%
Handelsbanken Asien Tema		-2.22%
PineBridge Fund Series - Asian ..		-2.68%
CRUX Global Fund - Asia Ex-Jap..		-3.24%
TT International Funds Plc - Asia..		-3.52%
Baillie Gifford Overseas Growth ..		-4.02%
Value Partners Ireland Fund Plc ..	Close	-5.00%

Ave Wgt Δ	Funds Invested Δ	Fund Flows, \$	Av Wgt vs AAXJ Δ	Funds O/W % Δ
-0.36%	-4.00%	(\$221M)	-0.28%	-1.00%



Aggregate Stock Holdings Changes

Ticker	Stock Name	Funds Invested % Δ	Average Weight Δ	Fund Flows, \$
605377-CN	Hangzhou Huawang New Mate..	3.00%	0.03%	\$3M
540762-IN	Tube Investments of India Limi..	3.00%	0.03%	\$23M
532538-IN	UltraTech Cement Limited	2.00%	0.04%	\$7M
2899-HK	Zijin Mining Group Co., Ltd. Cla..	2.00%	0.04%	(\$1M)
4763-TW	Jinan Acetate Chemical Co., Lt..	2.00%	0.00%	\$1M
357780-KR	Soulbrain Co., Ltd.	2.00%	0.00%	\$1M
002466-CN	Tianqi Lithium Corp. Class A	2.00%	0.01%	\$2M
005490-KR	POSCO Holdings Inc.	-1.00%	0.00%	(\$59M)
MDKA-ID	PT Merdeka Copper Gold Tbk	-2.00%	-0.02%	\$1M
512070-IN	UPL Limited	-2.00%	-0.02%	(\$3M)
SMGR-ID	PT Semen Indonesia (Persero) ..	-2.00%	-0.01%	(\$6M)
ANTM-ID	PT Aneka Tambang Tbk	-2.00%	-0.03%	(\$4M)
014680-KR	Hansol Chemical Co., Ltd	-2.00%	-0.04%	(\$13M)
051910-KR	LG Chem Ltd.	-7.00%	-0.29%	(\$54M)

Largest Fund Flows, \$

Fund Name	New or Cl..	Flow
T Rowe Price New Asia Fund		\$19M
Vontobel Fund - mtx Sustainab..		\$12M
BL - Equities Asia	New	\$7M
T. Rowe Price Funds SICAV - Asi..		\$6M
T. Rowe Price Funds SICAV - Asi..		\$5M
AB FCP I - Asia (ex-Japan) Equi..		\$4M
KBC Equity Fund - New Asia		\$4M
FTIF SICAV - Asian Growth Fund		(\$9M)
JPMorgan Funds - Asia Growth ..		(\$11M)
Handelsbanken Asien Tema		(\$15M)
Value Partners High Dividend S..		(\$16M)
iShares Tr. - MSCI All Country A..		(\$28M)
Morgan Stanley Invnt. Fds. - Asia..		(\$47M)
Baillie Gifford Overseas Growth ..		(\$107M)

Largest Fund Level Changes in Stock Weight, %

Fund Name	Stock Name	New ..	Weight Change
T Rowe Price Asia Opportunities F..	Kanzhun Ltd. Sponsored ..	New	1.85%
T. Rowe Price Funds SICAV - Asian ..	Kanzhun Ltd. Sponsored ..	New	1.79%
T. Rowe Price Fds. OEIC - Asian Op..	Kanzhun Ltd. Sponsored ..	New	1.78%
Mirabaud - Equities Asia (ex-Japan)	Ivanhoe Mines Ltd. Class ..		1.67%
Nomura Fds. Ireland Plc - Asia (ex-..	UltraTech Cement Limited	New	1.65%
LO Funds - Asia High Conviction	UltraTech Cement Limited	New	1.52%
Sydivest Fjernosten	Zijin Mining Group Co., Lt..	New	1.46%
Hermes Invnt. Funds - Asia (ex-Jap..	POSCO Holdings Inc.	Close	-1.62%
Value Partners Ireland Fund Plc - ..	Ganfeng Lithium Group C..	Close	-1.67%
Handelsbanken Asien Tema	LG Chem Ltd.		-1.75%
JPMorgan (Taiwan) Asia Fund	LG Chem Ltd.	Close	-1.80%
Value Partners Ireland Fund Plc - ..	LG Chem Ltd.	Close	-2.11%
CRUX Global Fund - Asia Ex-Japan ..	Challice Mining Limited		-2.31%
PineBridge Fund Series - Asian Fu..	LG Chem Ltd.	Close	-3.31%

Aggregate Country Holding Changes

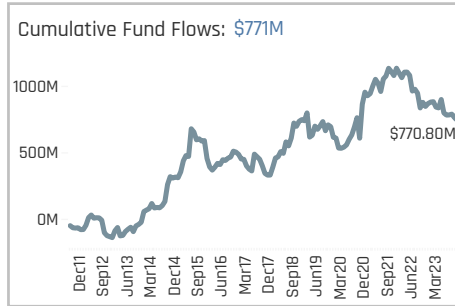
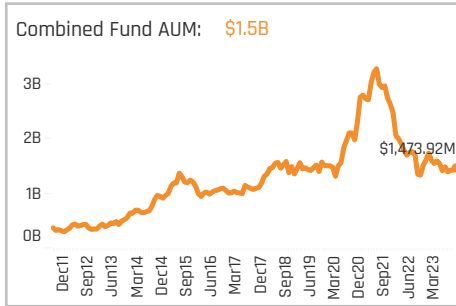
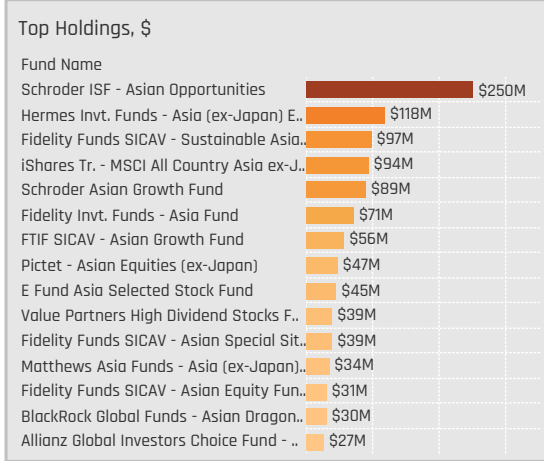
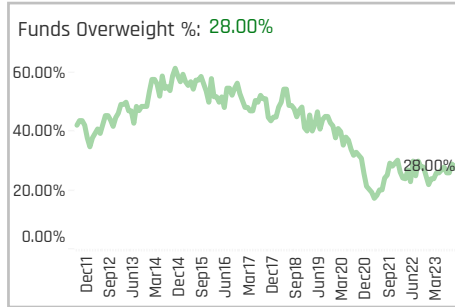
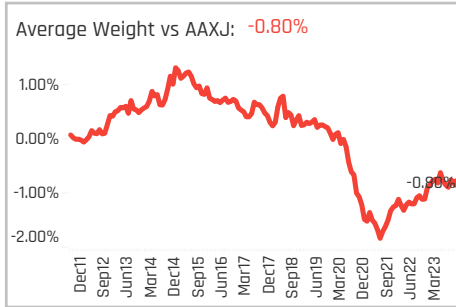
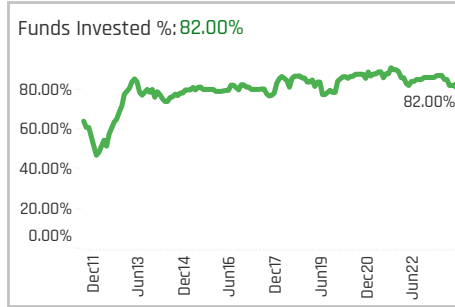
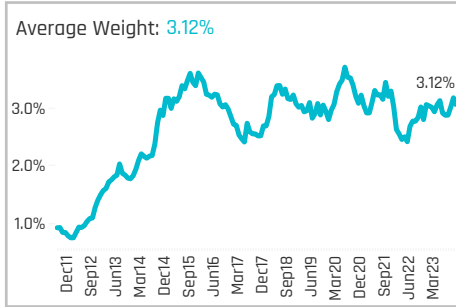
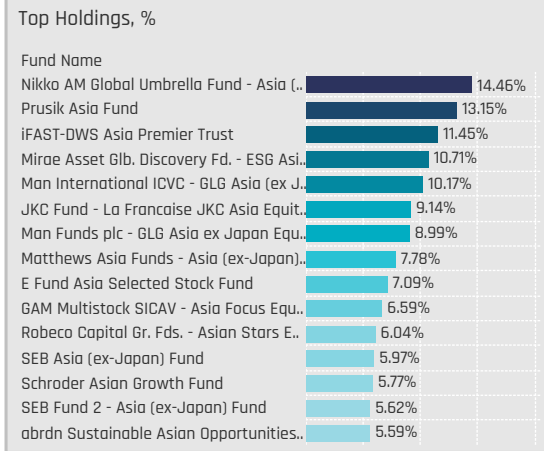
Country	Weight Change	Funds Invested Δ
India	3.00%	0.03% (\$77M)
Taiwan	2.00%	0.00% (\$7M)
Thailand	1.00%	0.02% \$37M
Vietnam	0.00%	0.01% (\$7M)
United States	0.00%	-0.01% (\$4M)
United Kingdom	0.00%	0.00% \$0M
South Africa	0.00%	0.00%
Bangladesh	0.00%	0.00%
Australia	-1.00%	-0.04% (\$33M)
Philippines	-1.00%	0.00% (\$1M)
Malaysia	-1.00%	0.00% (\$1M)
China & HK	-1.00%	0.03% (\$2M)
Indonesia	-3.00%	-0.07% (\$29M)
South Korea	-7.00%	-0.84% (\$99M)

Largest Changes in Fund Country Weight, %

Fund Name	New o..	Country	Weight Change
T Rowe Price Asia Opportunities Fun..	New	China & HK	2.81%
T. Rowe Price Funds SICAV - Asian O..	New	China & HK	2.73%
T. Rowe Price Fds. OEIC - Asian Oppo..	New	China & HK	2.70%
AB FCP I - Asia (ex-Japan) Equity Pa..		China & HK	2.59%
FTIF SICAV - Asian Growth Fund		India	1.74%
Mirabaud - Equities Asia (ex-Japan)		Canada	1.67%
Nomura Fds. Ireland Plc - Asia (ex-J..	New	India	1.65%
Value Partners Ireland Fund Plc - As..	Close	China & HK	-1.67%
SEB Fund 2 - Asia (ex-Japan) Fund		India	-1.80%
JPMorgan (Taiwan) Asia Fund	Close	South Korea	-1.80%
TT International Funds Plc - Asia (ex..		South Korea	-2.32%
CRUX Global Fund - Asia Ex-Japan F..		Australia	-2.53%
Value Partners Ireland Fund Plc - As..	Close	South Korea	-2.97%
PineBridge Fund Series - Asian Fund		South Korea	-3.24%

Largest Fund Level Stock Inflows/Outflows, \$

Fund Name	Stock Name	New..	Flow
Hermes Invnt. Funds - Asia (ex-Japa..	China National Building ..		\$33M
T Rowe Price New Asia Fund	Siam Cement Public Co. ..	New	\$26M
FTIF SICAV - Asian Growth Fund	Tube Investments of Indl..	New	\$21M
Hermes Invnt. Funds - Asia (ex-Japa..	Hyundai Steel Company		\$12M
Vontobel Fund - mtx Sustainable A..	Shanghai Putailai New E..		\$12M
iShares Tr. - MSCI All Country Asia ..	Ecopro Co., Ltd.		\$8M
Hermes Invnt. Funds - Asia (ex-Japa..	Kumho Petrochemical Co..		\$8M
FTIF SICAV - Asian Growth Fund	GUANGZHOU TINCI MATER..	Close	(\$16M)
Baillie Gifford Overseas Growth Fun..	Jiangxi Copper Company..	Close	(\$21M)
Baillie Gifford Overseas Growth Fun..	PT Vale Indonesia Tbk	Close	(\$22M)
Baillie Gifford Overseas Growth Fun..	Nickel Mines Ltd.	Close	(\$33M)
Baillie Gifford Overseas Growth Fun..	Vedanta Limited	Close	(\$37M)
Morgan Stanley Invnt. Fds. - Asia Op..	Shree Cement Limited		(\$48M)
Hermes Invnt. Funds - Asia (ex-Japa..	POSCO Holdings Inc.	Close	(\$52M)

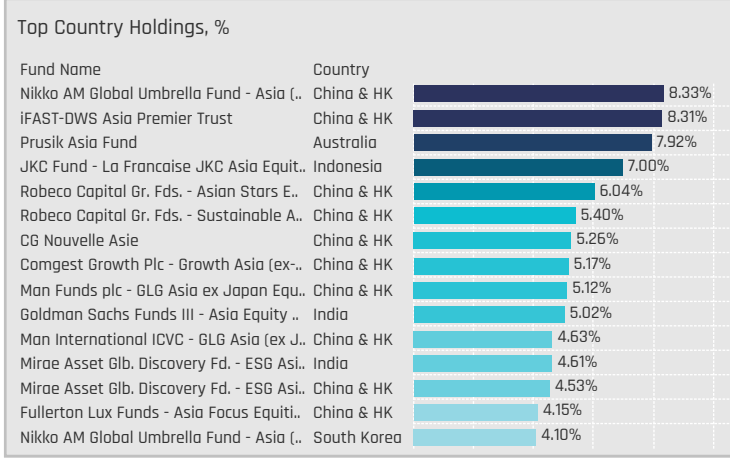
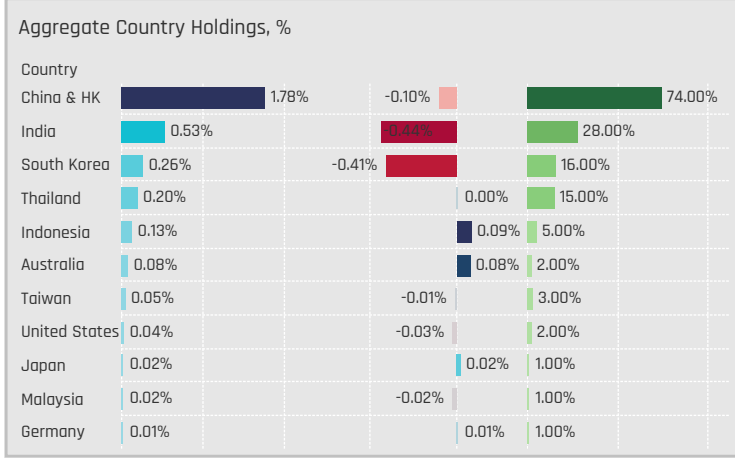


Aggregate Stock Holdings Data, Ranked by Most Widely Held.

Ticker	Stock Name	Funds Invested %	Average Weight	Vs Benchmark	Fund AUM, \$
2269-HK	Wuxi Biologics (Cayman) Inc.	25.00%	0.26%	-0.10%	\$190M
300760-CN	Shenzhen Mindray Bio-Medic..	19.00%	0.28%	0.22%	\$40M
2359-HK	WuXi AppTec Co., Ltd. Class H	19.00%	0.25%	0.17%	\$119M
BDMS-TH	Bangkok Dusit Medical Servic..	14.00%	0.17%	0.03%	\$29M
207940-KR	SAMSUNG BIOLOGICS Co., Ltd.	11.00%	0.13%	-0.04%	\$16M
1801-HK	Innovent Biologics, Inc.	9.00%	0.08%	-0.03%	\$86M
508869-IN	Apollo Hospitals Enterprise Li..	8.00%	0.16%	0.04%	\$288M
1066-HK	Shandong Weigao Group Med..	8.00%	0.12%	0.08%	\$32M
524715-IN	Sun Pharmaceutical Industrie..	7.00%	0.09%	-0.15%	\$19M
600276-CN	Jiangsu Hengrui Pharmaceuti..	6.00%	0.09%	0.05%	\$9M
1477-HK	Ocumension Therapeutics	5.00%	0.01%	0.01%	\$9M
1099-HK	Sinopharm Group Co., Ltd. Cla..	5.00%	0.06%	0.00%	\$72M
1093-HK	CSPC Pharmaceutical Group L..	5.00%	0.04%	-0.10%	\$8M
BH-TH	Bumrungrad Hospital Public C..	4.00%	0.03%	-0.03%	\$8M
867-HK	China Medical System Holdin..	4.00%	0.06%	0.02%	\$5M

Top Stock Holdings, %

Fund Name	Ticker	Stock Name	Percentage
JKC Fund - La Francaise JKC Asia Equit..	HEAL-ID	PT Medikaloka Hermin..	5.26%
Mirae Asset Glb. Discovery Fd. - ESG Asi..	539551-IN	Narayana Hrudayalay..	4.61%
Prusik Asia Fund	CSL-AU	CSL Limited	4.49%
E Fund Asia Selected Stock Fund	STAA-US	STAAR Surgical Comp..	3.80%
Prusik Asia Fund	COH-AU	Cochlear Limited	3.43%
iFAST-DWS Asia Premier Trust	600276-CN	Jiangsu Hengrui Phar..	3.36%
Schroder Asian Growth Fund	508869-IN	Apollo Hospitals Enter..	3.28%
E Fund Asia Selected Stock Fund	2269-HK	Wuxi Biologics (Caym..	3.28%
Allianz Global Investors Choice Fund - ..	2359-HK	WuXi AppTec Co., Ltd. ..	3.17%
GAM Multistock SICAV - Asia Focus Equ..	500124-IN	Dr. Reddy's Laboratori..	3.15%
Schroder ISF - Asian Opportunities	508869-IN	Apollo Hospitals Enter..	3.13%
Man International ICVC - GLG Asia (ex J..	BDMS-TH	Bangkok Dusit Medica..	3.08%
Allianz Intl. Inv. Fds. - Total Return Asi..	2359-HK	WuXi AppTec Co., Ltd. ..	3.05%
Robeco Capital Gr. Fds. - Sustainable A..	1066-HK	Shandong Weigao Gro..	2.91%
Nikko AM Global Umbrella Fund - Asia (..	867-HK	China Medical System..	2.73%



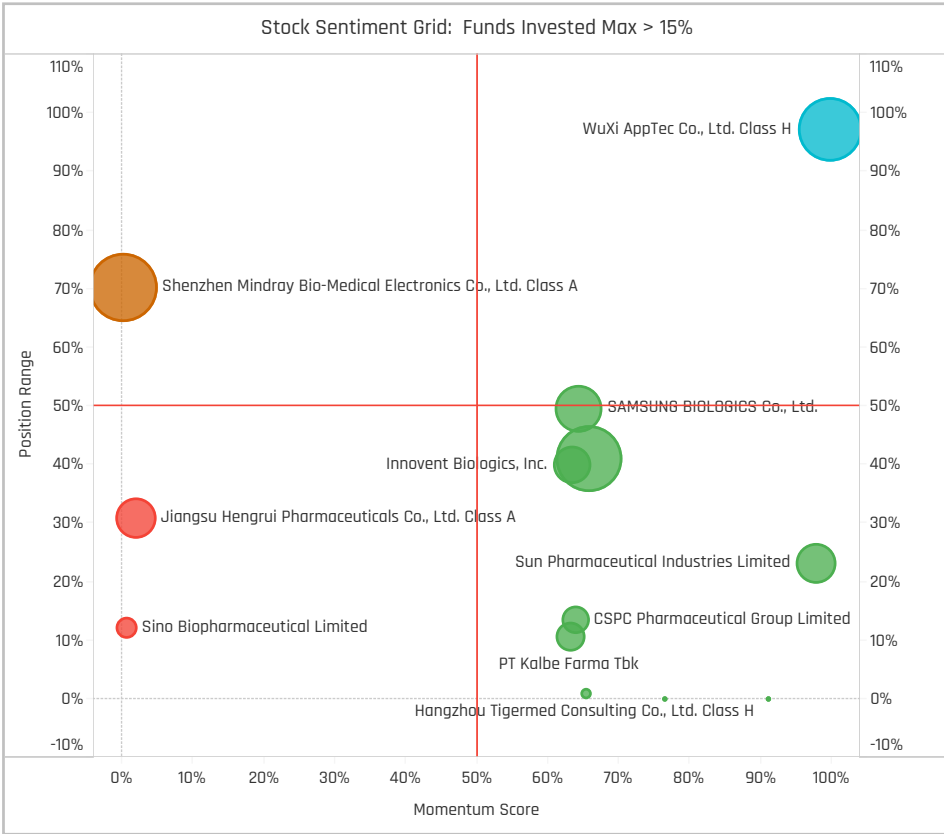
Top Stock Holdings, \$

Fund Name	Ticker	Stock Name	Amount
Schroder ISF - Asian Opportunities	508869-IN	Apollo Hospitals Enterpri..	\$190M
Schroder ISF - Asian Opportunities	2269-HK	Wuxi Biologics (Cayman)..	\$60M
Schroder Asian Growth Fund	508869-IN	Apollo Hospitals Enterpri..	\$51M
Hermes Inv. Funds - Asia (ex-Japan) E..	000538-..	Yunnan Baiyao Group Co..	\$46M
Fidelity Funds SICAV - Sustainable Asia..	2359-HK	WuXi AppTec Co., Ltd. Cl..	\$42M
Hermes Inv. Funds - Asia (ex-Japan) E..	3692-HK	Hansoh Pharmaceutical ..	\$41M
Value Partners High Dividend Stocks F..	1099-HK	Sinopharm Group Co., Lt..	\$39M
Hermes Inv. Funds - Asia (ex-Japan) E..	1099-HK	Sinopharm Group Co., Lt..	\$30M
Fidelity Inv. Funds - Asia Fund	1801-HK	Innovent Biologics, Inc.	\$29M
Allianz Global Investors Choice Fund - ..	2359-HK	WuXi AppTec Co., Ltd. Cl..	\$27M
Schroder Asian Growth Fund	13-HK	HUTCHMED (China) Limit..	\$25M
E Fund Asia Selected Stock Fund	STAA-US	STAAR Surgical Company	\$24M
FTIF SICAV - Asian Growth Fund	508869-IN	Apollo Hospitals Enterpri..	\$24M
Pictet - Asian Equities (ex-Japan)	500420-IN	Torrent Pharmaceuticals..	\$22M
Fidelity Funds SICAV - Sustainable Asia..	6078-HK	Hygeia Healthcare Holdi..	\$21M

Largest Changes in Fund Weight, %

Fund Name	New or C..	Weight Change
PineBridge Fund Series - Asian ..	New	3.17%
Nikko AM Global Umbrella Fund ..		2.56%
Nomura Fds. Ireland Plc - Asia (e..		2.51%
BlackRock Global Funds - Asian ..	New	2.43%
Morgan Stanley Instl. Fund - Asi..	New	1.77%
BNP Paribas Funds - Asia ex-Ja..		1.66%
BlackRock Asia Fund		1.45%
T. Rowe Price Funds SICAV - Asi..		-1.80%
Comgest Growth Plc - Growth A..		-1.93%
E Fund Asia Selected Stock Fund		-2.09%
BL - Equities Asia		-2.09%
Hermes Invt. Funds - Asia (ex-Ja..		-2.35%
Matthews Asia Funds - Asia (ex-..		-3.45%
HSBC GIF - Asia (ex-Japan) Equi..		-4.07%

Ave Wgt Δ	Funds Invested Δ	Fund Flows, \$	Av Wgt vs AAXJ Δ	Funds O/W % Δ
-0.03%	-5.00%	(\$134M)	-0.19%	1.00%



Aggregate Stock Holdings Changes

Ticker	Stock Name	Funds Invested % Δ	Average Weight Δ	Fund Flows, \$
2359-HK	WuXi AppTec Co., Ltd. Class H	5.00%	0.10%	\$62M
6078-HK	Hygeia Healthcare Holdings Co..	3.00%	0.02%	\$26M
603259-CN	WuXi AppTec Co., Ltd. Class A	3.00%	0.05%	\$21M
214150-KR	CLASSYS Inc.	3.00%	0.06%	\$7M
BH-TH	Bumrungrad Hospital Public Co..	2.00%	0.01%	\$3M
524715-IN	Sun Pharmaceutical Industries..	1.00%	0.04%	\$3M
MEGA-TH	Mega Lifesciences Public Co. L..	1.00%	0.00%	\$0M
600436-CN	Zhangzhou Pientzehuang Phar..	-2.00%	-0.01%	(\$1M)
540975-IN	Aster DM Healthcare Ltd.	-2.00%	0.00%	\$0M
524804-IN	Aurobindo Pharma Ltd	-2.00%	-0.01%	(\$2M)
600276-CN	Jiangsu Hengrui Pharmaceutic..	-3.00%	-0.02%	(\$2M)
500124-IN	Dr. Reddy's Laboratories Ltd.	-3.00%	-0.04%	(\$12M)
1177-HK	Sino Biopharmaceutical Limited	-5.00%	-0.04%	(\$4M)
300760-CN	Shenzhen Mindray Bio-Medical..	-8.00%	-0.09%	(\$50M)

Largest Fund Flows, \$

Fund Name	New or Cl..	Flow
Fidelity Funds SICAV - Sustaina..		\$24M
BlackRock Global Funds - Asian ..	New	\$13M
FTIF SICAV - Asian Growth Fund		\$13M
Fidelity Funds SICAV - Asian Eq..		\$9M
BlackRock Global Funds - Asian ..		\$5M
Handelsbanken Asien Tema		\$5M
PineBridge Fund Series - Asian ..	New	\$5M
Baillie Gifford Overseas Growth ..		(\$13M)
Fidelity Asia Fund	Close	(\$13M)
Matthews Asia Funds - Asia (ex..		(\$14M)
HSBC GIF - Asia (ex-Japan) Equi..		(\$19M)
iShares Tr. - MSCI All Country A..		(\$21M)
T Rowe Price New Asia Fund		(\$38M)
Hermes Invt. Funds - Asia (ex-J..		(\$67M)

Largest Fund Level Changes in Stock Weight, %

Fund Name	Stock Name	New ..	Weight Change
PineBridge Fund Series - Asian Fu..	CLASSYS Inc.	New	2.51%
Value Partners Ireland Fund Plc - ..	Sinopharm Group Co., Lt..	New	2.12%
Nomura Fds. Ireland Plc - Asia (ex-..	CLASSYS Inc.	New	1.96%
BlackRock Global Funds - Asian Gr..	WuXi AppTec Co., Ltd. Cla..	New	1.85%
Morgan Stanley Instl. Fund - Asia ..	Shenzhen Mindray Bio-M..	New	1.77%
BlackRock Global Funds - Asian Dr..	WuXi AppTec Co., Ltd. Cla..	New	1.53%
BlackRock Asia Fund	WuXi AppTec Co., Ltd. Cla..	New	1.50%
Lansforsakringar Asienfonden	Shenzhen Mindray Bio-M..	Close	-1.39%
Skandia Asia	Shenzhen Mindray Bio-M..	Close	-1.45%
LUX IM - Pictet Asian Equities	Pharmaron Beijing Co., Lt..	Close	-1.53%
Eastspring Investments - Asian M..	Dr. Reddy's Laboratories ..	Close	-2.14%
Hermes Invt. Funds - Asia (ex-Jap..	Sinopharm Group Co., Lt..		-2.29%
HSBC GIF - Asia (ex-Japan) Equity	Glenmark Pharmaceutica..	Close	-2.47%
E Fund Asia Selected Stock Fund	STAAR Surgical Company		-2.62%

Aggregate Country Holding Changes

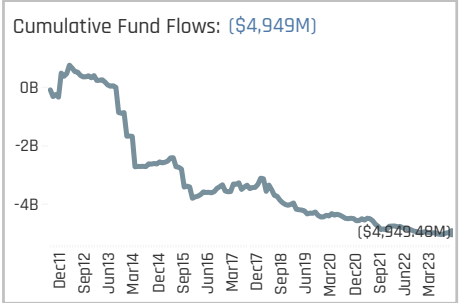
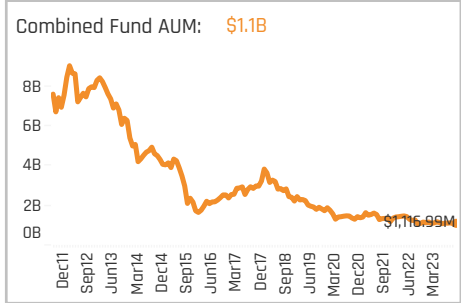
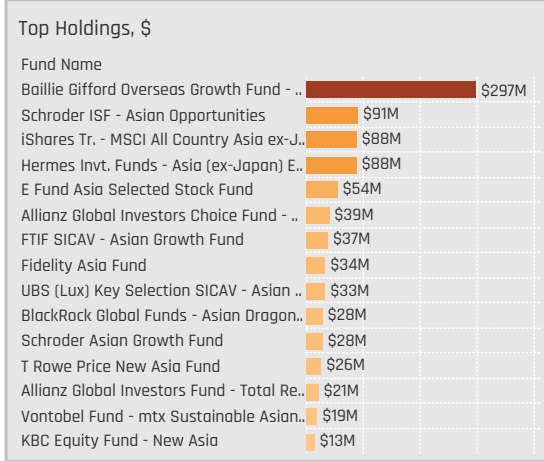
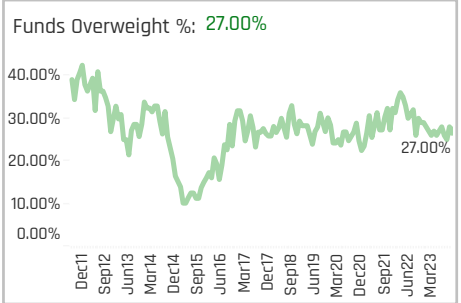
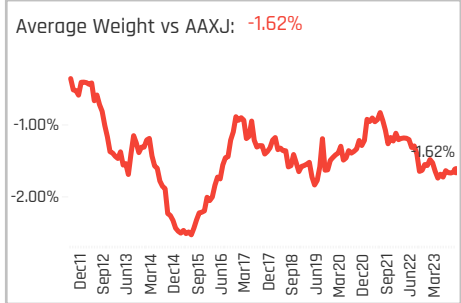
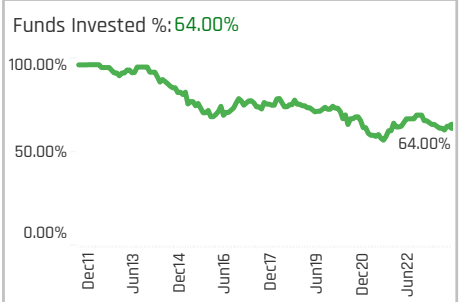
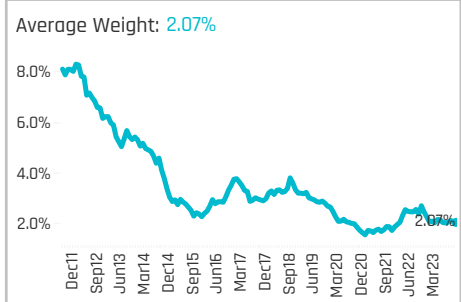
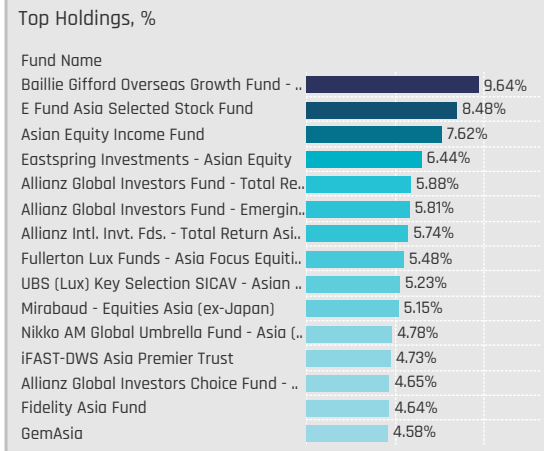
Country	Weight Change	Fund Flows, \$
South Korea	2.00%	(\$2M)
India	1.00%	(\$24M)
Thailand	1.00%	\$4M
United States	0.00%	\$0M
Switzerland	0.00%	0.00%
Singapore	0.00%	\$0M
Pakistan	0.00%	0.00%
Cayman Islands	0.00%	0.00%
Bangladesh	0.00%	0.00%
Australia	0.00%	\$0M
Indonesia	-1.00%	(\$2M)
Vietnam	-1.00%	\$0M
Taiwan	-1.00%	(\$10M)
China & HK	-5.00%	(\$98M)

Largest Changes in Fund Country Weight, %

Fund Name	New o..	Country	Weight Change
PineBridge Fund Series - Asian Fund	New	South Korea	3.17%
Nomura Fds. Ireland Plc - Asia (ex-J..	New	South Korea	1.96%
BlackRock Global Funds - Asian Gro..	New	China & HK	1.85%
Morgan Stanley Instl. Fund - Asia O..	New	China & HK	1.77%
Sydneyinvest Fjernosten	New	India	1.52%
Fidelity Funds SICAV - Asian Equity ..		China & HK	1.28%
BNP Paribas Funds - Asia ex-Japan ..	New	Thailand	1.21%
CG Nouvelle Asie		China & HK	-1.72%
T Rowe Price New Asia Fund		China & HK	-1.72%
T. Rowe Price Funds SICAV - Asian e..		China & HK	-1.80%
Comgest Growth Plc - Growth Asia (..		China & HK	-1.93%
Hermes Invt. Funds - Asia (ex-Japan..		China & HK	-2.35%
HSBC GIF - Asia (ex-Japan) Equity	Close	India	-2.47%
E Fund Asia Selected Stock Fund		United States	-2.62%

Largest Fund Level Stock Inflows/Outflows, \$

Fund Name	Stock Name	New..	Flow
Fidelity Funds SICAV - Sustainable ..	WuXi AppTec Co., Ltd. Cla..	New	\$41M
Fidelity Funds SICAV - Sustainable ..	Hygeia Healthcare Holdin..	New	\$20M
Fidelity Funds SICAV - Asian Equity..	WuXi AppTec Co., Ltd. Cla..	New	\$13M
BlackRock Global Funds - Asian Dra..	WuXi AppTec Co., Ltd. Cla..	New	\$11M
BlackRock Global Funds - Asian Gro..	WuXi AppTec Co., Ltd. Cla..	New	\$10M
Pictet - Asian Equities (ex-Japan)	China Resources Sanjiu ..	New	\$10M
JPMorgan Funds - Asia Growth Fund	WuXi AppTec Co., Ltd. Cla..	New	\$7M
HSBC GIF - Asia (ex-Japan) Equity	Glenmark Pharmaceutica..	Close	(\$12M)
Fidelity Asia Fund	Fortis Healthcare Ltd.	Close	(\$13M)
Baillie Gifford Overseas Growth Fun..	Zai Lab Ltd	Close	(\$13M)
T Rowe Price New Asia Fund	Shandong Weigao Group ..		(\$14M)
T Rowe Price New Asia Fund	Shenzhen Mindray Bio-M..	Close	(\$24M)
Fidelity Funds SICAV - Sustainable ..	Innovent Biologics, Inc.		(\$36M)
Hermes Invt. Funds - Asia (ex-Japa..	Sinopharm Group Co., Lt..		(\$57M)

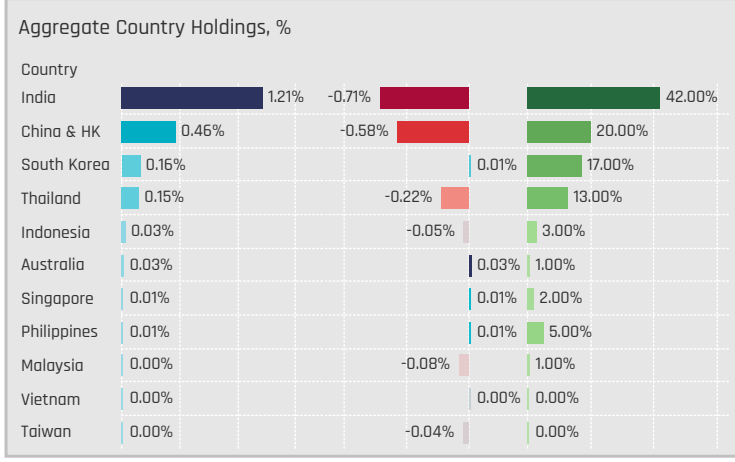


Aggregate Stock Holdings Data, Ranked by Most Widely Held.

Ticker	Stock Name	Funds Invested %	Average Weight	Vs Benchmark	Fund AUM, \$
500325-IN	Reliance Industries Limited	38.00%	1.08%	-0.40%	\$428M
096770-KR	SK Innovation Co., Ltd	12.00%	0.11%	0.00%	\$28M
PTTEP-TH	PTT Exploration & Production ..	9.00%	0.10%	0.00%	\$25M
883-HK	CNOOC Limited	6.00%	0.20%	0.20%	\$199M
ACEN-PH	AC Energy Corp.	5.00%	0.01%	0.01%	\$11M
857-HK	PetroChina Company Limited ..	5.00%	0.07%	-0.17%	\$21M
2883-HK	China Oilfield Services Limite..	5.00%	0.06%	0.02%	\$86M
386-HK	China Petroleum & Chemical ..	4.00%	0.06%	-0.16%	\$126M
010950-KR	S-Oil Corporation	4.00%	0.04%	0.00%	\$25M
TOP-TH	Thai Oil Public Co. Ltd.	2.00%	0.01%	-0.02%	\$1M
PTT-TH	PTT Public Co., Ltd.	2.00%	0.03%	-0.13%	\$8M
JSE-GB	Jadestone Energy, Inc.	2.00%	0.01%	0.01%	\$10M
530965-IN	Indian Oil Corp. Ltd.	2.00%	0.06%	0.00%	\$15M
500547-IN	Bharat Petroleum Corporatio..	2.00%	0.01%	-0.06%	\$5M
392-HK	Beijing Enterprises Holdings L..	2.00%	0.02%	0.00%	\$40M

Top Stock Holdings, %

Fund Name	Ticker	Stock Name	Weight
E Fund Asia Selected Stock Fund	883-HK	CNOOC Limited	8.48%
Allianz Global Investors Fund - Emergin..	500325-IN	Reliance Industries Li..	4.87%
Nikko AM Global Umbrella Fund - Asia (..	500325-IN	Reliance Industries Li..	4.78%
iFAST-DWS Asia Premier Trust	500325-IN	Reliance Industries Li..	4.73%
Eastspring Investments - Asian Dynam..	530965-IN	Indian Oil Corp. Ltd.	4.44%
Baillie Gifford Overseas Growth Fund - ..	883-HK	CNOOC Limited	4.39%
Mirae Asset Gbl. Discovery Fd. - ESG Asi..	500325-IN	Reliance Industries Li..	4.29%
Allianz Intl. Inv. Fds. - Total Return Asi..	500325-IN	Reliance Industries Li..	4.12%
CompAM Fund - Cadence Strategic Asia	500325-IN	Reliance Industries Li..	4.10%
Allianz Global Investors Fund - Total Re..	500325-IN	Reliance Industries Li..	4.02%
Baillie Gifford Overseas Growth Fund - ..	500325-IN	Reliance Industries Li..	3.94%
UBS (Lux) Key Selection SICAV - Asian ..	500325-IN	Reliance Industries Li..	3.90%
Mirabaud - Equities Asia (ex-Japan)	500325-IN	Reliance Industries Li..	3.87%
GAM Multistock SICAV - Asia Focus Equ..	500325-IN	Reliance Industries Li..	3.82%
Asian Equity Income Fund	500870-IN	Castrol India Limited	3.79%



Top Country Holdings, %

Fund Name	Country	Weight
E Fund Asia Selected Stock Fund	China & HK	8.48%
Baillie Gifford Overseas Growth Fund - ..	China & HK	5.42%
Allianz Global Investors Fund - Emergin..	India	4.87%
Nikko AM Global Umbrella Fund - Asia (..	India	4.78%
iFAST-DWS Asia Premier Trust	India	4.73%
Eastspring Investments - Asian Dynam..	India	4.44%
Mirae Asset Gbl. Discovery Fd. - ESG Asi..	India	4.29%
Allianz Intl. Inv. Fds. - Total Return Asi..	India	4.12%
CompAM Fund - Cadence Strategic Asia	India	4.10%
Allianz Global Investors Fund - Total Re..	India	4.02%
Baillie Gifford Overseas Growth Fund - ..	India	3.94%
UBS (Lux) Key Selection SICAV - Asian ..	India	3.90%
Mirabaud - Equities Asia (ex-Japan)	India	3.87%
Asian Equity Income Fund	China & HK	3.83%
GAM Multistock SICAV - Asia Focus Equ..	India	3.82%

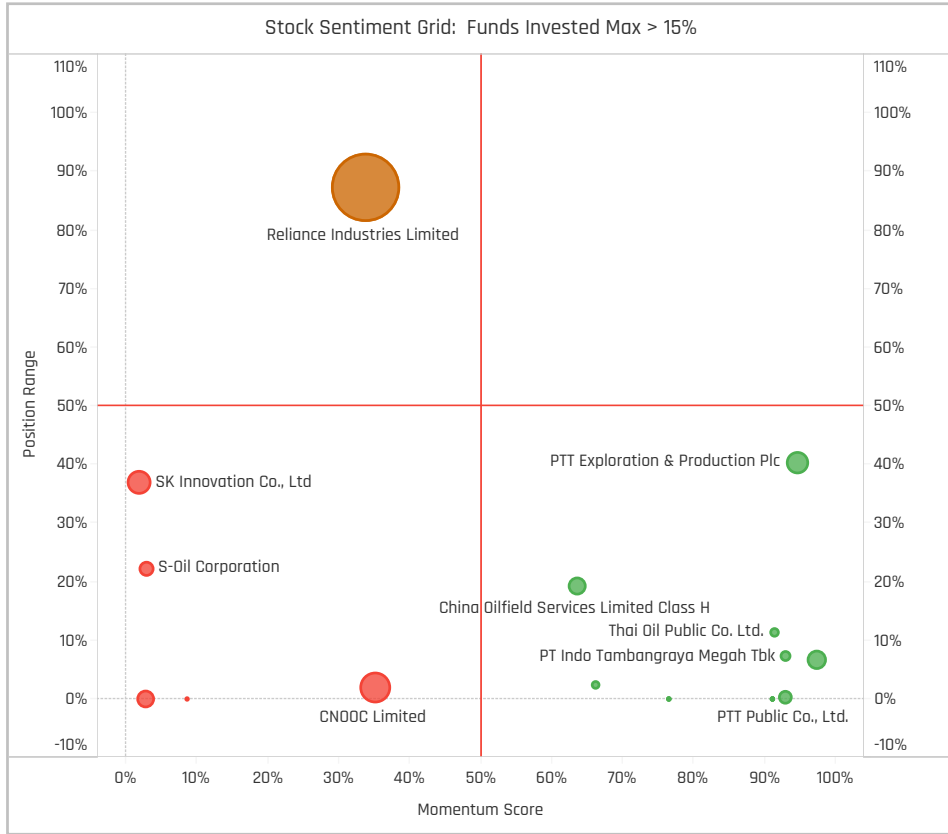
Top Stock Holdings, \$

Fund Name	Ticker	Stock Name	Value
Baillie Gifford Overseas Growth Fund - ..	883-HK	CNOOC Limited	\$135M
Baillie Gifford Overseas Growth Fund - ..	500325-IN	Reliance Industries Limit..	\$121M
Schroder ISF - Asian Opportunities	386-HK	China Petroleum & Che..	\$91M
E Fund Asia Selected Stock Fund	883-HK	CNOOC Limited	\$54M
Hermes Inv. Funds - Asia (ex-Japan) E..	2883-HK	China Oilfield Services Li..	\$49M
Hermes Inv. Funds - Asia (ex-Japan) E..	392-HK	Beijing Enterprises Holdi..	\$38M
FTIF SICAV - Asian Growth Fund	500325-IN	Reliance Industries Limit..	\$37M
iShares Tr. - MSCI All Country Asia ex-J..	500325-IN	Reliance Industries Limit..	\$35M
Baillie Gifford Overseas Growth Fund - ..	2883-HK	China Oilfield Services Li..	\$32M
Allianz Global Investors Choice Fund - ..	500325-IN	Reliance Industries Limit..	\$32M
Schroder Asian Growth Fund	386-HK	China Petroleum & Che..	\$28M
T Rowe Price New Asia Fund	500325-IN	Reliance Industries Limit..	\$26M
UBS (Lux) Key Selection SICAV - Asian ..	500325-IN	Reliance Industries Limit..	\$24M
Fidelity Asia Fund	601872-CN	China Merchants Energy..	\$21M
BlackRock Global Funds - Asian Dragon..	500325-IN	Reliance Industries Limit..	\$21M

Largest Changes in Fund Weight, %

Fund Name	New or C..	Weight Change
GAM Multistock SICAV - Asia Foc..		1.60%
E Fund Asia Selected Stock Fund		1.52%
Eastspring Investments - Asian ..		1.29%
T Rowe Price New Asia Fund	New	1.10%
T. Rowe Price Funds SICAV - Asi..	New	1.07%
Baillie Gifford Overseas Growth ..		1.03%
Eastspring Investments - Asian ..		0.81%
Nomura Fds. Ireland Plc - Asia (e..		-0.90%
Sydinvest Fjernosten		-1.00%
Hermes Invt. Funds - Asia (ex-Ja..		-1.00%
BNP Paribas Funds - Asia ex-Ja..		-1.01%
AB FCP I - Asia (ex-Japan) Equit..		-1.39%
Value Partners Ireland Fund Plc ..		-1.98%
CompAM Fund - Cadence Strate..		-3.07%

Ave Wgt Δ	Funds Invested Δ	Fund Flows, \$	Av Wgt vs AAXJ Δ	Funds O/W % Δ
-0.11%	0.00%	\$3M	0.05%	1.00%



Aggregate Stock Holdings Changes

Ticker	Stock Name	Funds Invested % Δ	Average Weight Δ	Fund Flows, \$
500325-IN	Reliance Industries Limited	1.00%	-0.08%	\$6M
857-HK	PetroChina Company Limited ..	1.00%	0.03%	\$9M
500312-IN	Oil & Natural Gas Corp. Ltd.	1.00%	0.01%	\$2M
392-HK	Beijing Enterprises Holdings Li..	1.00%	0.00%	(\$11M)
PTTEP-TH	PTT Exploration & Production P..	1.00%	0.02%	\$4M
WOR-AU	Worley Limited	0.00%	0.00%	
WHC-AU	Whitehaven Coal Limited	0.00%	0.00%	
5210-MY	Bumi Armada Bhd.	-1.00%	0.00%	\$0M
1898-HK	China Coal Energy Co. Ltd. Cla..	-1.00%	0.00%	(\$1M)
386-HK	China Petroleum & Chemical C..	-1.00%	-0.06%	(\$24M)
883-HK	CNOOC Limited	-1.00%	0.04%	\$41M
010950-KR	S-Oil Corporation	-2.00%	-0.02%	(\$3M)
096770-KR	SK Innovation Co., Ltd	-2.00%	-0.05%	(\$7M)
ACEN-PH	AC Energy Corp.	-3.00%	-0.01%	\$5M

Largest Fund Flows, \$

Fund Name	New or Cl..	Flow
Baillie Gifford Overseas Growth ..		\$48M
T Rowe Price New Asia Fund	New	\$27M
T. Rowe Price Funds SICAV - Asi..	New	\$6M
Fidelity Funds SICAV - Sustaina..		\$4M
Fidelity Funds SICAV - Asian Eq..		\$1M
KBC Equity Fund - New Asia		\$1M
Eastspring Investments - Asian..		\$1M
Sydinvest Fjernosten		(\$3M)
CompAM Fund - Cadence Strat..		(\$4M)
Schroder Asian Growth Fund		(\$4M)
BNP Paribas Funds - Asia ex-Ja..		(\$4M)
AB FCP I - Asia (ex-Japan) Equi..		(\$9M)
Hermes Invt. Funds - Asia (ex-J..		(\$20M)
iShares Tr. - MSCI All Country A..		(\$26M)

Largest Fund Level Changes in Stock Weight, %

Fund Name	Stock Name	New ..	Weight Change
AB FCP I - Asia (ex-Japan) Equity ..	PetroChina Company Lim..	New	3.00%
GAM Multistock SICAV - Asia Focus..	Reliance Industries Limit..		1.60%
E Fund Asia Selected Stock Fund	CNOOC Limited		1.52%
Baillie Gifford Overseas Growth Fu..	CNOOC Limited		1.45%
T Rowe Price New Asia Fund	Reliance Industries Limit..	New	1.10%
T. Rowe Price Funds SICAV - Asian ..	Reliance Industries Limit..	New	1.07%
Sydinvest Fjernosten	Oil & Natural Gas Corp. Lt..	New	1.06%
AB FCP I - Asia (ex-Japan) Equity ..	China Oilfield Services Li..		-0.91%
Value Partners Ireland Fund Plc - ..	S-Oil Corporation	Close	-0.96%
BNP Paribas Funds - Asia ex-Japa..	Reliance Industries Limit..		-1.01%
Value Partners Ireland Fund Plc - ..	PTT Global Chemical Publi..	Close	-1.02%
Sydinvest Fjernosten	Reliance Industries Limit..	Close	-2.17%
CompAM Fund - Cadence Strategi..	Reliance Industries Limit..		-3.07%
AB FCP I - Asia (ex-Japan) Equity ..	China Petroleum & Chem..	Close	-3.99%

Aggregate Country Holding Changes

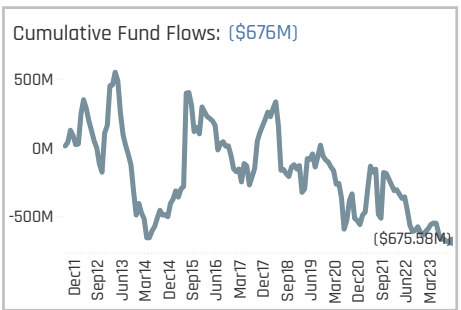
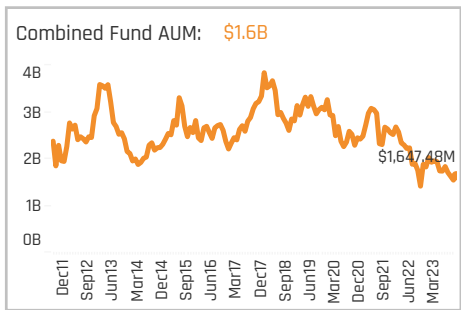
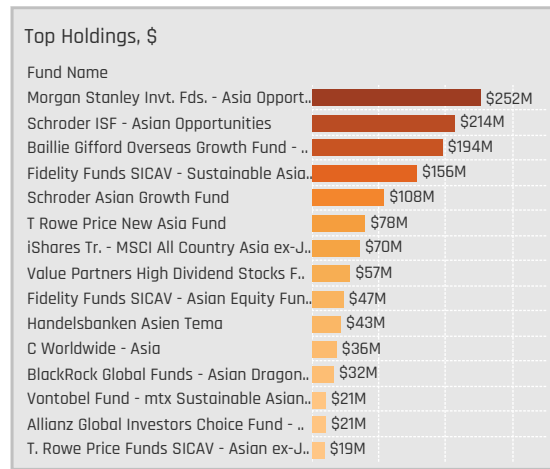
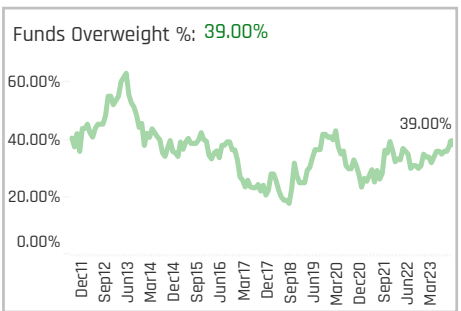
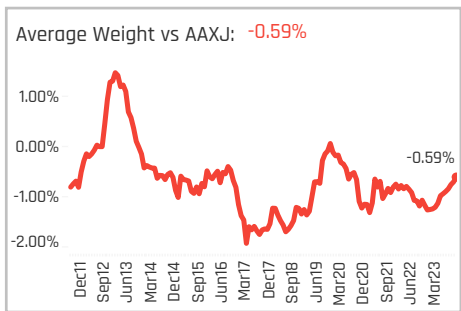
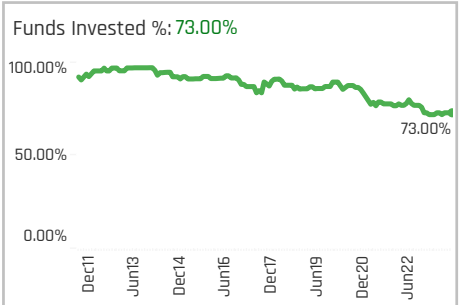
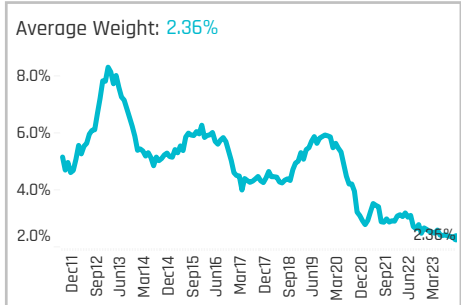
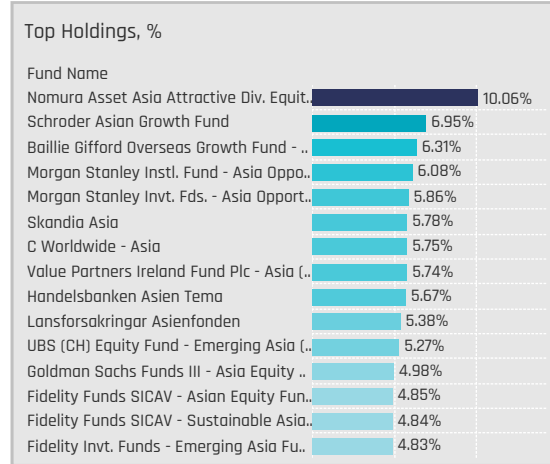
Country	Weight Change	Flow
Thailand	2.00%	\$3M
India	2.00%	\$5M
Vietnam	0.00%	\$0M
United States	0.00%	
United Kingdom	0.00%	
United Arab Emirates	0.00%	
Taiwan	0.00%	\$0M
France	0.00%	
China & HK	0.00%	(\$3M)
Canada	0.00%	
Australia	0.00%	\$0M
Malaysia	-1.00%	(\$1M)
South Korea	-3.00%	(\$10M)
Philippines	-3.00%	\$5M

Largest Changes in Fund Country Weight, %

Fund Name	New o..	Country	Weight Change
GAM Multistock SICAV - Asia Focus ..		India	1.60%
E Fund Asia Selected Stock Fund		China & HK	1.52%
Baillie Gifford Overseas Growth Fun..		China & HK	1.46%
T Rowe Price New Asia Fund	New	India	1.10%
T. Rowe Price Funds SICAV - Asian e..	New	India	1.07%
PineBridge Fund Series - Asian Fund	New	China & HK	0.96%
Eastspring Investments - Asian Equi..	New	Thailand	0.94%
Value Partners Ireland Fund Plc - As..	Close	South Korea	-0.96%
Hermes Invt. Funds - Asia (ex-Japan..		China & HK	-1.00%
BNP Paribas Funds - Asia ex-Japan ..		India	-1.01%
Value Partners Ireland Fund Plc - As..	Close	Thailand	-1.02%
Sydinvest Fjernosten		India	-1.10%
AB FCP I - Asia (ex-Japan) Equity Pa..		China & HK	-1.85%
CompAM Fund - Cadence Strategic ..		India	-3.07%

Largest Fund Level Stock Inflows/Outflows, \$

Fund Name	Stock Name	New..	Flow
Baillie Gifford Overseas Growth Fun..	CNOOC Limited		\$42M
T Rowe Price New Asia Fund	Reliance Industries Limit..	New	\$27M
AB FCP I - Asia (ex-Japan) Equity P..	PetroChina Company Lim..	New	\$11M
T. Rowe Price Funds SICAV - Asian ..	Reliance Industries Limit..	New	\$6M
Fidelity Funds SICAV - Sustainable ..	AC Energy Corp.		\$4M
Baillie Gifford Overseas Growth Fun..	Reliance Industries Limit..		\$3M
Sydinvest Fjernosten	Oil & Natural Gas Corp. Lt..	New	\$2M
BNP Paribas Funds - Asia ex-Japan..	Reliance Industries Limit..		(\$4M)
AB FCP I - Asia (ex-Japan) Equity P..	China Oilfield Services Li..		(\$5M)
Sydinvest Fjernosten	Reliance Industries Limit..	Close	(\$6M)
Hermes Invt. Funds - Asia (ex-Japa..	China Oilfield Services Li..		(\$8M)
iShares Tr. - MSCI All Country Asia ..	Reliance Industries Limit..		(\$11M)
Hermes Invt. Funds - Asia (ex-Japa..	Beijing Enterprises Holdi..		(\$12M)
AB FCP I - Asia (ex-Japan) Equity P..	China Petroleum & Chem..	Close	(\$17M)

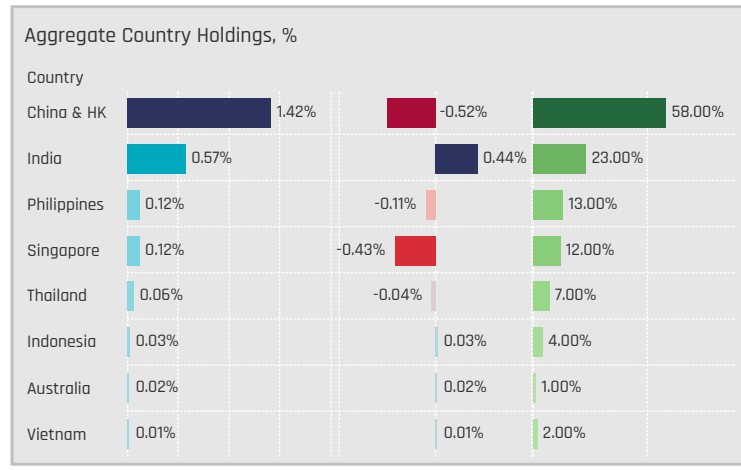


Aggregate Stock Holdings Data, Ranked by Most Widely Held.

Ticker	Stock Name	Funds Invested %	Average Weight	Vs Benchmark	Fund AUM, \$
1109-HK	China Resources Land Limited	27.00%	0.36%	0.15%	\$281M
2423-HK	KE Holdings Inc Class A	19.00%	0.28%	0.10%	\$334M
688-HK	China Overseas Land & Invest..	11.00%	0.12%	0.00%	\$48M
16-HK	Sun Hung Kai Properties Limit..	11.00%	0.14%	-0.12%	\$79M
543287-IN	Macrotech Developers Ltd.	10.00%	0.21%	0.21%	\$47M
1209-HK	China Resources Mixc Lifestyl..	10.00%	0.12%	0.08%	\$85M
ALI-PH	Ayala Land Inc.	9.00%	0.08%	0.01%	\$100M
823-HK	Link Real Estate Investment T..	9.00%	0.08%	-0.13%	\$36M
532868-IN	DLF Limited	8.00%	0.14%	0.06%	\$87M
533150-IN	Godrej Properties Limited	6.00%	0.08%	0.03%	\$22M
2669-HK	China Overseas Property Hold..	6.00%	0.06%	0.03%	\$12M
9CI-SG	CapitaLand Investment Limit..	5.00%	0.05%	-0.05%	\$21M
960-HK	Longfor Group Holdings Ltd.	5.00%	0.05%	-0.01%	\$23M
PWON-ID	PT Pakuwon Jati Tbk	4.00%	0.02%	0.02%	\$7M
CPN-TH	Central Pattana Public Co. Ltd.	4.00%	0.04%	-0.03%	\$10M

Top Stock Holdings, %

Fund Name	Ticker	Stock Name	Weight
Morgan Stanley Invnt. Fds. - Asia Opport..	2423-HK	KE Holdings Inc Class A	4.55%
Morgan Stanley Instl. Fund - Asia Oppo..	2423-HK	KE Holdings Inc Class A	4.48%
Wellington Mgmt. Fds. (LU) - Asian Opp..	543287-IN	Macrotech Developers..	3.85%
Nomura Fds. Ireland Plc - Asia (ex-Japa..	543287-IN	Macrotech Developers..	3.82%
Schroder Asian Growth Fund	503100-IN	Phoenix Mills Ltd.	3.54%
UBS (CH) Equity Fund - Emerging Asia (..	532868-IN	DLF Limited	3.38%
Nikko AM Global Umbrella Fund - Asia (..	533150-IN	Godrej Properties Limi..	3.29%
HSBC GIF - Asia (ex-Japan) Equity	532868-IN	DLF Limited	2.97%
Asian Equity Income Fund	C38U-SG	CapitaLand Integrate..	2.83%
Baillie Gifford Overseas Growth Fund - ..	503100-IN	Phoenix Mills Ltd.	2.75%
Fidelity Funds SICAV - Sustainable Asia..	1109-HK	China Resources Land..	2.64%
Fidelity Invnt. Funds - Emerging Asia Fu..	1109-HK	China Resources Land..	2.61%
Goldman Sachs Funds III - Asia Equity ..	1109-HK	China Resources Land..	2.60%
Fidelity Funds SICAV - Asian Equity Fun..	1109-HK	China Resources Land..	2.59%
Eastspring Investments - Asian Dynam..	688-HK	China Overseas Land ..	2.42%



Top Country Holdings, %

Fund Name	Country	Weight
Nomura Asset Asia Attractive Div. Equit..	China & HK	8.03%
Morgan Stanley Instl. Fund - Asia Oppo..	China & HK	6.08%
Morgan Stanley Invnt. Fds. - Asia Opport..	China & HK	5.86%
Baillie Gifford Overseas Growth Fund - ..	India	5.66%
UBS (CH) Equity Fund - Emerging Asia (..	India	5.27%
Goldman Sachs Funds III - Asia Equity ..	China & HK	4.98%
Fidelity Funds SICAV - Asian Equity Fun..	China & HK	4.85%
Fidelity Funds SICAV - Sustainable Asia..	China & HK	4.84%
Fidelity Invnt. Funds - Emerging Asia Fu..	China & HK	4.83%
Eastspring Investments - Asian Dynam..	China & HK	4.38%
Skandia Asia	India	4.35%
Lansforsakringar Asienfonden	India	4.06%
C Worldwide - Asia	India	4.05%
Wellington Mgmt. Fds. (LU) - Asian Opp..	India	3.85%
Nomura Fds. Ireland Plc - Asia (ex-Japa..	India	3.82%

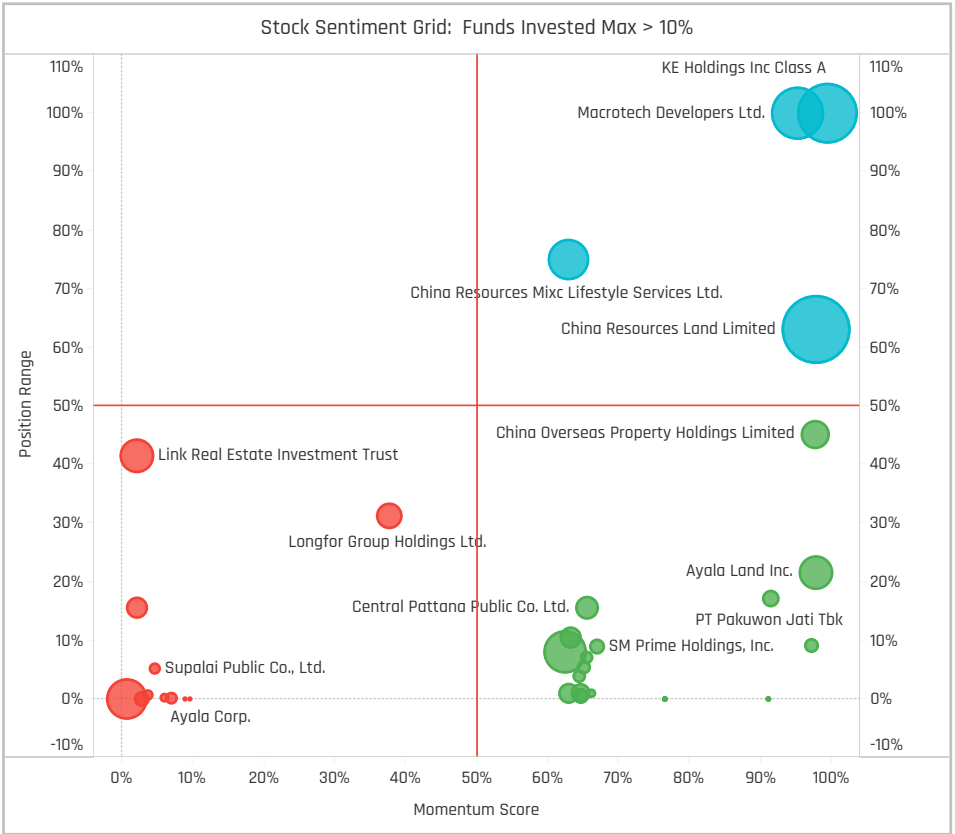
Top Stock Holdings, \$

Fund Name	Ticker	Stock Name	Value
Morgan Stanley Invnt. Fds. - Asia Opport..	2423-HK	KE Holdings Inc Class A	\$195M
Fidelity Funds SICAV - Sustainable Asia..	1109-HK	China Resources Land Li..	\$85M
Baillie Gifford Overseas Growth Fund - ..	503100-IN	Phoenix Mills Ltd.	\$85M
Schroder ISF - Asian Opportunities	1972-HK	Swire Properties Limited	\$78M
Schroder ISF - Asian Opportunities	1109-HK	China Resources Land Li..	\$75M
Schroder ISF - Asian Opportunities	ALI-PH	Ayala Land Inc.	\$62M
Baillie Gifford Overseas Growth Fund - ..	532868-IN	DLF Limited	\$59M
Schroder Asian Growth Fund	503100-IN	Phoenix Mills Ltd.	\$55M
Fidelity Funds SICAV - Sustainable Asia..	16-HK	Sun Hung Kai Properties..	\$41M
Morgan Stanley Invnt. Fds. - Asia Opport..	1209-HK	China Resources Mixc Li..	\$38M
T Rowe Price New Asia Fund	2423-HK	KE Holdings Inc Class A	\$32M
Baillie Gifford Overseas Growth Fund - ..	532832-IN	Indiabulls Real Estate Li..	\$30M
Fidelity Funds SICAV - Sustainable Asia..	2423-HK	KE Holdings Inc Class A	\$30M
Fidelity Funds SICAV - Asian Equity Fun..	1109-HK	China Resources Land Li..	\$25M
Schroder Asian Growth Fund	683-HK	Kerry Properties Limited	\$22M

Largest Changes in Fund Weight, %

Fund Name	New or C..	Change
Franklin Asian Equity Fund		1.72%
Baillie Gifford Overseas Growth ..		1.53%
LUX IM - Pictet Asian Equities	New	1.48%
Wellington Mgmt. Fds. (LU) - Asi..		1.45%
Nikko AM Global Umbrella Fund ..		1.43%
C Worldwide - Asia		1.37%
UBS (CH) Equity Fund - Emergin..		1.31%
T Rowe Price Asia Opportunities ..		-1.68%
T. Rowe Price Fds. OEIC - Asian O..		-1.77%
T. Rowe Price Funds SICAV - Asi..		-1.78%
AB FCP I - Asia (ex-Japan) Equit..		-2.18%
T Rowe Price New Asia Fund		-2.37%
T. Rowe Price Funds SICAV - Asi..		-2.51%
CompAM Fund - Cadence Strate..	Close	-3.00%

Ave Wgt Δ	Funds Invested Δ	Fund Flows, \$	Av Wgt vs AAXJ Δ	Funds O/W % Δ
-0.09%	0.00%	(\$131M)	0.37%	3.00%



Aggregate Stock Holdings Changes

Ticker	Stock Name	Funds Invested % Δ	Average Weight Δ	Fund Flows, \$
2423-HK	KE Holdings Inc Class A	4.00%	0.04%	(\$20M)
1109-HK	China Resources Land Limited	2.00%	0.01%	(\$5M)
532868-IN	DLF Limited	2.00%	0.03%	(\$2M)
002244-CN	Hangzhou Binjiang Real Estate..	2.00%	0.01%	\$1M
001979-CN	China Merchants Shekou Indu..	2.00%	0.01%	\$2M
6098-HK	Country Garden Services Holdi..	2.00%	0.01%	\$7M
2669-HK	China Overseas Property Holdi..	2.00%	0.02%	\$9M
VRE-VN	Vincom Retail JSC	-2.00%	-0.01%	(\$3M)
VIC-VN	Vingroup Joint Stock Company	-2.00%	0.00%	(\$1M)
C38U-SG	CapitaLand Integrated Comm..	-2.00%	-0.03%	(\$46M)
532929-IN	Brigade Enterprises Limited	-2.00%	0.00%	(\$1M)
1997-HK	Wharf Real Estate Investment ..	-2.00%	-0.04%	(\$8M)
14-HK	Hysan Development Co., Ltd.	-3.00%	-0.02%	(\$2M)
688-HK	China Overseas Land & Invest..	-3.00%	-0.05%	(\$17M)

Largest Fund Flows, \$

Fund Name	New or Cl..	Flow
Fidelity Funds SICAV - Sustaina..		\$34M
Fidelity Funds SICAV - Asian Eq..		\$14M
Value Partners High Dividend S..		\$12M
Schroder ISF - Asian Opportunit..		\$7M
LUX IM - Pictet Asian Equities	New	\$4M
Baillie Gifford Overseas Growth ..		\$4M
BNP Paribas Funds - Asia ex-Ja..	New	\$3M
Vontobel Fund - mtz Sustainab..		(\$11M)
T. Rowe Price Funds SICAV - Asi..		(\$14M)
Pictet - Asian Equities (ex-Japa..	Close	(\$15M)
AB FCP I - Asia (ex-Japan) Equi..		(\$15M)
iShares Tr. - MSCI All Country A..		(\$23M)
Morgan Stanley Inv. Fds. - Asia..		(\$25M)
T Rowe Price New Asia Fund		(\$71M)

Largest Fund Level Changes in Stock Weight, %

Fund Name	Stock Name	New ..	Change
Matthews Asia Funds - Asia (ex-Ja..	China Overseas Property ..	New	1.54%
LUX IM - Pictet Asian Equities	KE Holdings Inc Class A	New	1.48%
Value Partners Ireland Fund Plc - ..	Longfor Group Holdings L..	New	1.47%
Nikko AM Global Umbrella Fund - A..	Godrej Properties Limited		1.43%
Allianz Intl. Inv. Fds. - Total Retur..	Oberoi Realty Limited	New	1.40%
Wellington Mgmt. Fds. (LU) - Asian..	Macrotech Developers Ltd.		1.38%
Schroder Asian Growth Fund	Phoenix Mills Ltd.		1.34%
T. Rowe Price Funds SICAV - Asian ..	CapitaLand Integrated C..	Close	-1.39%
Value Partners Ireland Fund Plc - ..	PT Ciputra Development ..	Close	-1.40%
PineBridge Fund Series - Asian Fu..	China Vanke Co., Ltd Clas..		-1.42%
SEB Fund 2 - Asia (ex-Japan) Fund	Wharf Real Estate Invest..	Close	-1.64%
Prusik Asia Fund	Hang Lung Properties Li..	Close	-2.00%
Matthews Asia Funds - Asia (ex-Ja..	Nam Long Investment Co..	Close	-2.03%
CompAM Fund - Cadence Strategi..	Link Real Estate Investm..	Close	-3.00%

Aggregate Country Holding Changes

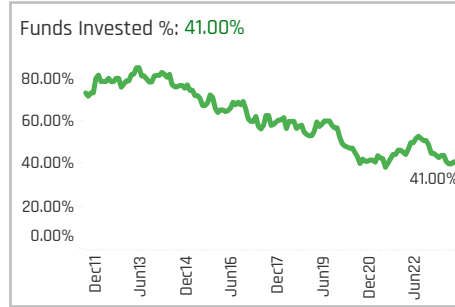
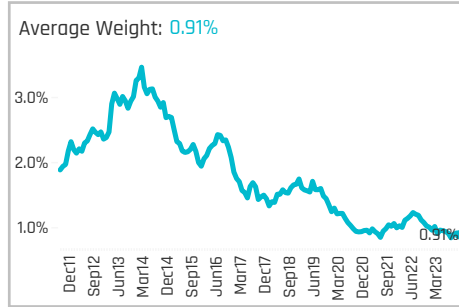
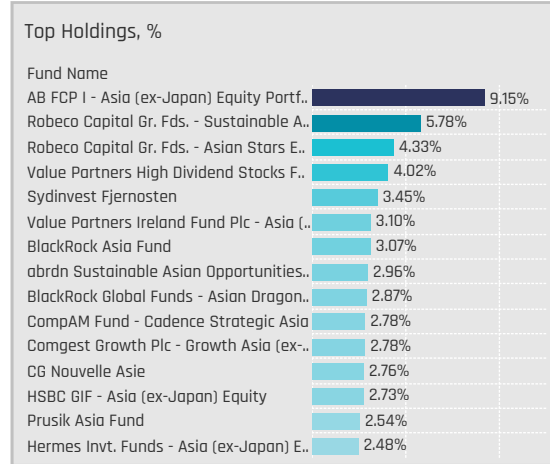
Country	Change	Flow
India	4.00%	(\$6M)
Philippines	1.00%	\$6M
Taiwan	0.00%	
South Korea	0.00%	
Japan	0.00%	
Australia	0.00%	\$0M
Thailand	-1.00%	\$1M
Malaysia	-1.00%	\$0M
Indonesia	-1.00%	(\$1M)
Vietnam	-2.00%	(\$15M)
Singapore	-3.00%	(\$52M)
China & HK	-3.00%	(\$66M)

Largest Changes in Fund Country Weight, %

Fund Name	New o..	Country	Change
Value Partners Ireland Fund Plc - As..		China & HK	2.64%
Matthews Asia Funds - Asia (ex-Jap..		China & HK	1.88%
C Worldwide - Asia		India	1.49%
Baillie Gifford Overseas Growth Fun..		India	1.48%
LUX IM - Pictet Asian Equities	New	China & HK	1.48%
Nikko AM Global Umbrella Fund - Asi..		India	1.43%
Allianz Intl. Inv. Fds. - Total Return ..	New	India	1.40%
T Rowe Price Asia Opportunities Fun..		China & HK	-1.68%
T. Rowe Price Fds. OEIC - Asian Oppo..		China & HK	-1.77%
T. Rowe Price Funds SICAV - Asian O..		China & HK	-1.78%
Prusik Asia Fund	Close	China & HK	-2.00%
Matthews Asia Funds - Asia (ex-Jap..	Close	Vietnam	-2.03%
AB FCP I - Asia (ex-Japan) Equity Pa..		China & HK	-2.14%
CompAM Fund - Cadence Strategic ..	Close	China & HK	-3.00%

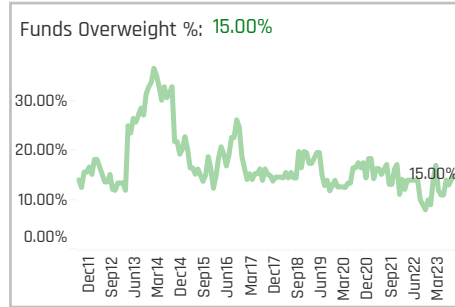
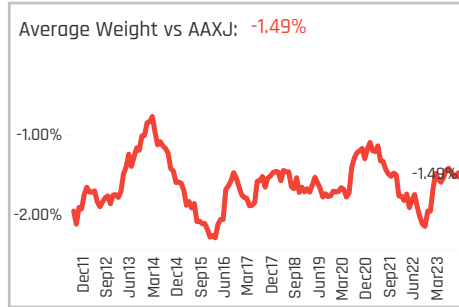
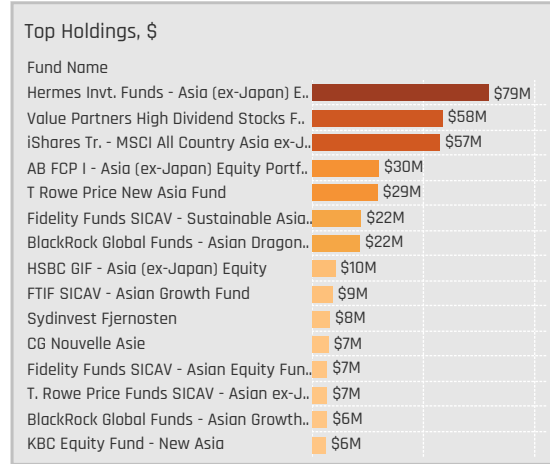
Largest Fund Level Stock Inflows/Outflows, \$

Fund Name	Stock Name	New..	Flow
Fidelity Funds SICAV - Sustainable ..	KE Holdings Inc Class A	New	\$32M
Value Partners High Dividend Stock..	Longfor Group Holdings L..		\$18M
Fidelity Funds SICAV - Asian Equit..	KE Holdings Inc Class A	New	\$10M
Matthews Asia Funds - Asia (ex-Ja..	China Overseas Property ..	New	\$8M
Schroder ISF - Asian Opportunities	Ayala Land Inc.		\$7M
Fidelity Funds SICAV - Sustainable ..	China Resources Land Li..		\$6M
Value Partners High Dividend Stock..	Country Garden Services ..	New	\$6M
Matthews Asia Funds - Asia (ex-Ja..	Nam Long Investment Co..	Close	(\$10M)
Vontobel Fund - mtz Sustainable A..	China Overseas Land & I..	Close	(\$11M)
T Rowe Price New Asia Fund	Hongkong Land Holdings ..		(\$11M)
Pictet - Asian Equities (ex-Japan)	KE Holdings Inc Class A	Close	(\$15M)
T Rowe Price New Asia Fund	KE Holdings Inc Class A		(\$16M)
Morgan Stanley Inv. Fds. - Asia Op..	KE Holdings Inc Class A		(\$29M)
T Rowe Price New Asia Fund	CapitaLand Integrated C..	Close	(\$37M)



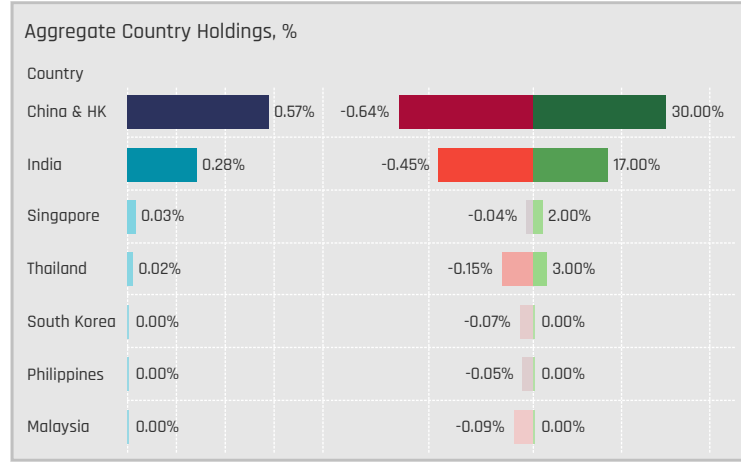
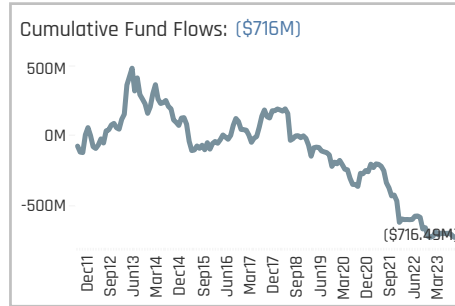
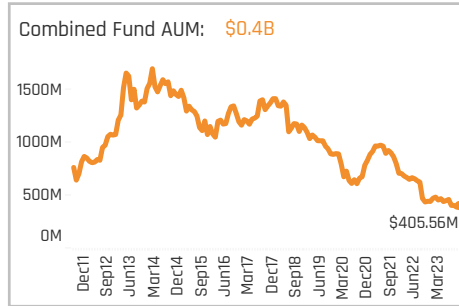
Aggregate Stock Holdings Data, Ranked by Most Widely Held.

Ticker	Stock Name	Funds Invested %	Average Weight	Vs Benchmark	Fund AUM, \$
532898-IN	Power Grid Corporation of Ind..	10.00%	0.15%	-0.05%	\$65M
1193-HK	China Resources Gas Group Li..	7.00%	0.12%	0.07%	\$20M
916-HK	China Longyuan Power Group..	6.00%	0.05%	0.01%	\$11M
600900-CN	China Yangtze Power Co., Ltd..	6.00%	0.08%	0.00%	\$14M
2688-HK	ENN Energy Holdings Limited	6.00%	0.05%	-0.05%	\$20M
135-HK	KunLun Energy Co. Ltd.	6.00%	0.11%	0.04%	\$58M
956-HK	China Suntien Green Energy Co..	5.00%	0.03%	0.03%	\$31M
532155-IN	GAIL (India) Limited	5.00%	0.05%	-0.02%	\$50M
270-HK	Guangdong Investment Limit..	5.00%	0.07%	0.03%	\$29M
1798-HK	China Datang Corp. Renewabl..	4.00%	0.02%	0.02%	\$1M
532514-IN	Indraprastha Gas Limited	3.00%	0.02%	0.00%	\$4M
U96-SG	Sembcorp Industries Ltd.	2.00%	0.03%	-0.04%	\$5M
836-HK	China Resources Power Holdi..	2.00%	0.03%	-0.03%	\$27M
539957-IN	Mahanagar Gas Ltd	2.00%	0.03%	0.03%	\$1M
532555-IN	NTPC Limited	2.00%	0.01%	-0.22%	\$13M



Top Stock Holdings, %

Fund Name	Ticker	Stock Name	Weight
Robeco Capital Gr. Fds. - Asian Stars E..	135-HK	KunLun Energy Co. Ltd.	3.22%
CompAM Fund - Cadence Strategic Asia	270-HK	Guangdong Investme..	2.78%
Comgest Growth Plc - Growth Asia (ex-..	1193-HK	China Resources Gas ..	2.78%
CG Nouvelle Asie	1193-HK	China Resources Gas ..	2.76%
AB FCP I - Asia (ex-Japan) Equity Portf..	135-HK	KunLun Energy Co. Ltd.	2.75%
Prusik Asia Fund	600900-CN	China Yangtze Power ..	2.54%
AB FCP I - Asia (ex-Japan) Equity Portf..	532155-IN	GAIL (India) Limited	2.35%
SEB Asia (ex-Japan) Fund	532898-IN	Power Grid Corporatio..	2.34%
Robeco Capital Gr. Fds. - Sustainable A..	539957-IN	Mahanagar Gas Ltd	2.30%
Mirae Asset Glb. Discovery Fd. - ESG Asi..	532898-IN	Power Grid Corporatio..	2.29%
Asian Equity Income Fund	135-HK	KunLun Energy Co. Ltd.	2.28%
SEB Fund 2 - Asia (ex-Japan) Fund	532898-IN	Power Grid Corporatio..	2.16%
abrdn Sustainable Asian Opportunities..	532898-IN	Power Grid Corporatio..	2.10%
Man International ICVC - GLG Asia (ex J..	1193-HK	China Resources Gas ..	2.08%
Robeco Capital Gr. Fds. - Sustainable A..	600900-CN	China Yangtze Power ..	2.06%



Top Country Holdings, %

Fund Name	Country	Weight
AB FCP I - Asia (ex-Japan) Equity Portf..	India	4.63%
AB FCP I - Asia (ex-Japan) Equity Portf..	China & HK	4.52%
Robeco Capital Gr. Fds. - Asian Stars E..	China & HK	4.33%
Robeco Capital Gr. Fds. - Sustainable A..	China & HK	3.48%
Value Partners High Dividend Stocks F..	China & HK	3.37%
Value Partners Ireland Fund Plc - Asia (...)	China & HK	3.10%
BlackRock Asia Fund	China & HK	3.07%
BlackRock Global Funds - Asian Dragon..	China & HK	2.87%
CompAM Fund - Cadence Strategic Asia	China & HK	2.78%
Comgest Growth Plc - Growth Asia (ex-..)	China & HK	2.78%
CG Nouvelle Asie	China & HK	2.76%
Sydinvest Fjernosten	India	2.62%
Prusik Asia Fund	China & HK	2.54%
SEB Asia (ex-Japan) Fund	India	2.34%
HSBC GIF - Asia (ex-Japan) Equity	China & HK	2.32%

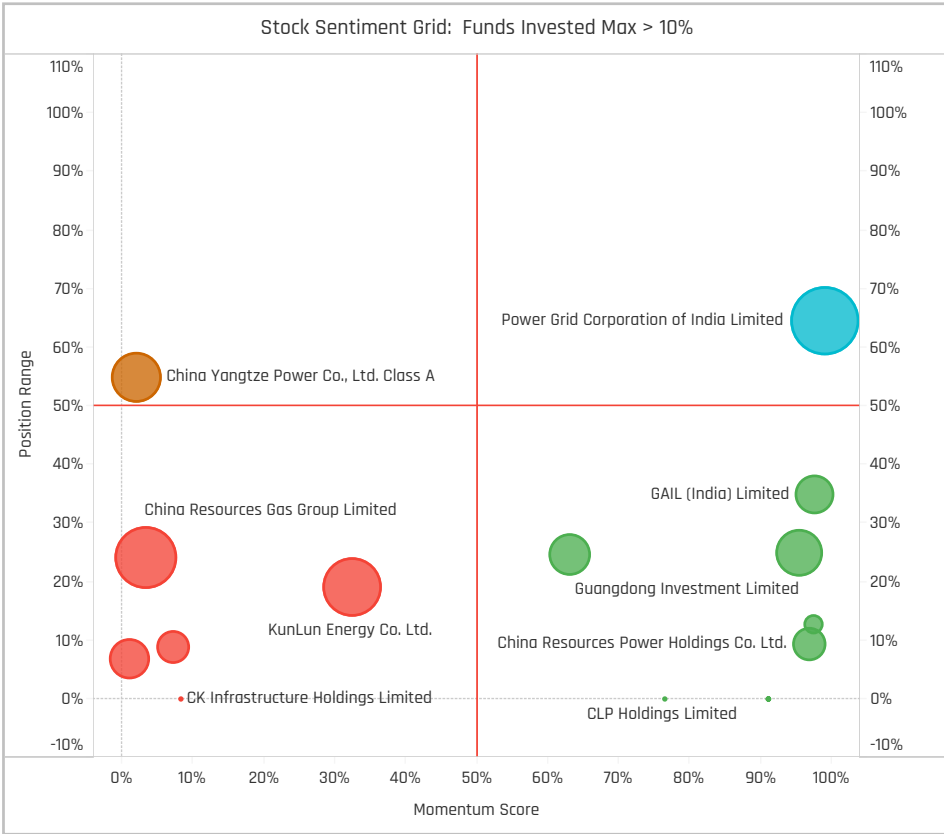
Top Stock Holdings, \$

Fund Name	Ticker	Stock Name	Value
Hermes Inv. Funds - Asia (ex-Japan) E..	135-HK	KunLun Energy Co. Ltd.	\$44M
Hermes Inv. Funds - Asia (ex-Japan) E..	532155-IN	GAIL (India) Limited	\$35M
T Rowe Price New Asia Fund	532898-IN	Power Grid Corporation ..	\$29M
Value Partners High Dividend Stocks F..	836-HK	China Resources Power ..	\$25M
Fidelity Funds SICAV - Sustainable Asia..	956-HK	China Suntien Green En..	\$22M
Value Partners High Dividend Stocks F..	270-HK	Guangdong Investment ..	\$18M
FTIF SICAV - Asian Growth Fund	500400-L.	Tata Power Company Li..	\$9M
AB FCP I - Asia (ex-Japan) Equity Portf..	135-HK	KunLun Energy Co. Ltd.	\$9M
BlackRock Global Funds - Asian Dragon..	600900-..	China Yangtze Power Co..	\$8M
AB FCP I - Asia (ex-Japan) Equity Portf..	532155-IN	GAIL (India) Limited	\$8M
CG Nouvelle Asie	1193-HK	China Resources Gas Gr..	\$7M
BlackRock Global Funds - Asian Dragon..	2688-HK	ENN Energy Holdings Li..	\$7M
Fidelity Funds SICAV - Asian Equity Fun..	956-HK	China Suntien Green En..	\$7M
BlackRock Global Funds - Asian Dragon..	270-HK	Guangdong Investment ..	\$7M
T. Rowe Price Funds SICAV - Asian ex-J..	532898-IN	Power Grid Corporation ..	\$7M

Largest Changes in Fund Weight, %

Fund Name	New or C..	Change
Value Partners High Dividend St..		1.62%
Sydinvest Fjernosten		0.80%
HSBC GIF - Asia (ex-Japan) Equi..		0.76%
abrdn Sustainable Asian Opport..		0.69%
Hermes Invt. Funds - Asia (ex-Ja..		0.69%
FTIF SICAV - Asian Growth Fund	New	0.49%
Mirae Asset Glb. Discovery Fd. - ..		0.38%
T. Rowe Price Fds. OEIC - Asian O..	Close	-0.66%
T Rowe Price Asia Opportunities ..	Close	-0.66%
TT International Funds Plc - Asia..	Close	-0.86%
BlackRock Global Funds - Asian ..		-0.92%
T Rowe Price New Asia Fund		-1.11%
T. Rowe Price Funds SICAV - Asi..		-1.18%
Robeco Capital Gr. Fds. - Sustai..		-1.23%

Ave Wgt Δ	Funds Invested Δ	Fund Flows, \$	Av Wgt vs AAXJ Δ	Funds O/W % Δ
-0.06%	-3.00%	(\$28M)	0.03%	4.00%



Aggregate Stock Holdings Changes

Ticker	Stock Name	Funds Invested % Δ	Average Weight Δ	Fund Flows, \$
532898-IN	Power Grid Corporation of Indi..	2.00%	0.06%	(\$7M)
532155-IN	GAIL (India) Limited	2.00%	0.01%	\$5M
532555-IN	NTPC Limited	2.00%	0.01%	\$5M
1816-HK	CGN Power Co., Ltd. Class H	2.00%	0.01%	\$6M
270-HK	Guangdong Investment Limited	1.00%	0.00%	(\$1M)
836-HK	China Resources Power Holdin..	1.00%	0.03%	\$20M
539957-IN	Mahanagar Gas Ltd	1.00%	0.00%	\$1M
036460-KR	Korea Gas Corporation	-1.00%	0.00%	\$0M
1193-HK	China Resources Gas Group Li..	-2.00%	-0.01%	(\$32M)
600900-CN	China Yangtze Power Co., Ltd. ..	-2.00%	-0.02%	(\$3M)
532514-IN	Indraprastha Gas Limited	-2.00%	-0.01%	(\$2M)
135-HK	KunLun Energy Co. Ltd.	-2.00%	0.01%	\$4M
2688-HK	ENN Energy Holdings Limited	-3.00%	-0.05%	(\$5M)
1798-HK	China Datang Corp. Renewabl..	-3.00%	-0.05%	(\$5M)

Largest Fund Flows, \$

Fund Name	New or Cl..	Flow
Value Partners High Dividend S..		\$29M
Hermes Invt. Funds - Asia (ex-J..		\$13M
FTIF SICAV - Asian Growth Fund	New	\$9M
HSBC GIF - Asia (ex-Japan) Equi..		\$4M
KBC Equity Fund - New Asia		\$2M
CompAM Fund - Cadence Strat..		\$1M
BlackRock Global Funds - Asian ..		\$1M
Nomura Fds. Ireland Plc - Asia (..		(\$1M)
T. Rowe Price Funds SICAV - Asi..	Close	(\$2M)
BlackRock Global Funds - Asian ..		(\$2M)
T. Rowe Price Funds SICAV - Asi..		(\$8M)
AB FCP I - Asia (ex-Japan) Equi..		(\$15M)
iShares Tr. - MSCI All Country A..		(\$15M)
T Rowe Price New Asia Fund		(\$40M)

Largest Fund Level Changes in Stock Weight, %

Fund Name	Stock Name	New ..	Change
Value Partners Ireland Fund Plc - ..	China Resources Power H..	New	1.50%
SEB Asia (ex-Japan) Fund	Power Grid Corporation o..		1.57%
HSBC GIF - Asia (ex-Japan) Equity	China Resources Gas Gro..	New	1.46%
SEB Fund 2 - Asia (ex-Japan) Fund	Power Grid Corporation o..		1.40%
Value Partners High Dividend Stoc..	China Resources Power H..		1.10%
Value Partners Ireland Fund Plc - ..	Guangdong Investment L..	New	0.95%
Sydinvest Fjernosten	NTPC Limited	New	0.88%
SEB Asia (ex-Japan) Fund	China Yangtze Power Co....	Close	-1.03%
SEB Fund 2 - Asia (ex-Japan) Fund	China Yangtze Power Co....	Close	-1.04%
T Rowe Price New Asia Fund	China Resources Gas Gro..	Close	-1.10%
HSBC GIF - Asia (ex-Japan) Equity	China Longyuan Power G..		-1.11%
T. Rowe Price Funds SICAV - Asian ..	China Resources Gas Gro..	Close	-1.12%
Value Partners Ireland Fund Plc - ..	KunLun Energy Co. Ltd.	Close	-1.36%
Value Partners Ireland Fund Plc - ..	China Datang Corp. Rene..	Close	-1.67%

Aggregate Country Holding Changes

Country	Change	Flow
India	1.00%	\$9M
Thailand	0.00%	(\$1M)
Taiwan	0.00%	0.00%
Pakistan	0.00%	0.00%
New Zealand	0.00%	0.00%
Japan	0.00%	0.00%
Indonesia	0.00%	0.00%
Australia	0.00%	0.00%
Singapore	-1.00%	(\$2M)
Vietnam	-1.00%	(\$1M)
South Korea	-1.00%	(\$1M)
Philippines	-1.00%	(\$1M)
Malaysia	-1.00%	(\$1M)
China & HK	-7.00%	(\$31M)

Largest Changes in Fund Country Weight, %

Fund Name	New o..	Country	Change
SEB Asia (ex-Japan) Fund		India	1.57%
SEB Fund 2 - Asia (ex-Japan) Fund		India	1.40%
Sydinvest Fjernosten		India	1.14%
Value Partners High Dividend Stock..		China & HK	0.98%
Eastspring Investments - Asian Mul..		India	0.71%
Value Partners High Dividend Stock..	New	India	0.65%
abrdn Sustainable Asian Opportunit..		India	0.60%
Eastspring Investments - Asian Mul..		China & HK	-1.06%
AB FCP I - Asia (ex-Japan) Equity Pa..		China & HK	-1.08%
T Rowe Price New Asia Fund	Close	China & HK	-1.10%
T. Rowe Price Funds SICAV - Asian e..	Close	China & HK	-1.12%
SEB Asia (ex-Japan) Fund	Close	China & HK	-1.38%
SEB Fund 2 - Asia (ex-Japan) Fund	Close	China & HK	-1.39%
Robeco Capital Gr. Fds. - Sustainabl..		China & HK	-1.42%

Largest Fund Level Stock Inflows/Outflows, \$

Fund Name	Stock Name	New..	Flow
Value Partners High Dividend Stock..	China Resources Power H..		\$20M
FTIF SICAV - Asian Growth Fund	Tata Power Company Li..	New	\$9M
Hermes Invt. Funds - Asia (ex-Japa..	GAIL (India) Limited		\$7M
Hermes Invt. Funds - Asia (ex-Japa..	KunLun Energy Co. Ltd.		\$6M
Value Partners High Dividend Stock..	CGN Power Co., Ltd. Class..	New	\$6M
HSBC GIF - Asia (ex-Japan) Equity	China Resources Gas Gro..	New	\$6M
Value Partners High Dividend Stock..	NTPC Limited	New	\$4M
HSBC GIF - Asia (ex-Japan) Equity	China Longyuan Power G..		(\$3M)
Value Partners High Dividend Stock..	CK Infrastructure Holding..	Close	(\$3M)
AB FCP I - Asia (ex-Japan) Equity P..	China Datang Corp. Rene..		(\$4M)
AB FCP I - Asia (ex-Japan) Equity P..	GAIL (India) Limited		(\$4M)
T. Rowe Price Funds SICAV - Asian ..	China Resources Gas Gro..	Close	(\$5M)
T Rowe Price New Asia Fund	Power Grid Corporation o..		(\$11M)
T Rowe Price New Asia Fund	China Resources Gas Gro..	Close	(\$30M)

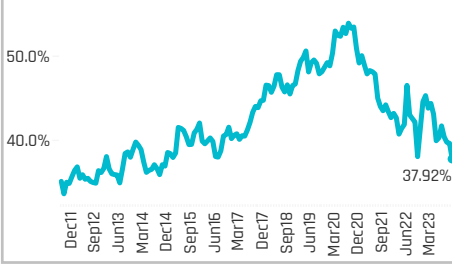


Country Profiles

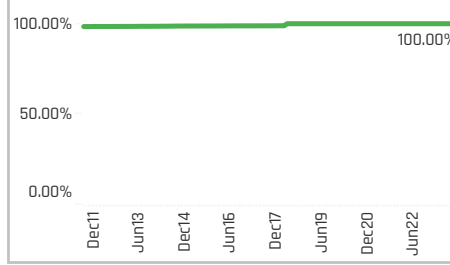
Top Holdings, %

Fund Name	Weight
E Fund Asia Selected Stock Fund	57.93%
PineBridge Global Funds - Asia (ex-Jap..	56.93%
Value Partners High Dividend Stocks F..	55.45%
Value Partners Ireland Fund Plc - Asia (...)	50.39%
PineBridge Fund Series - Asian Fund	49.97%
Vontobel Fund - mtx Sustainable Asian..	49.01%
Morgan Stanley Instl. Fund - Asia Oppor..	48.41%
Morgan Stanley Inv. Fds. - Asia Oppor..	46.19%
Schroder Asian Growth Fund	46.04%
Man Funds plc - GLG Asia ex Japan Equ..	45.75%
Mirae Asset Glb. Discovery Fd. - ESG Asi..	45.24%
GS Funds - Asia Equity Portfolio	45.06%
JKC Fund - La Francaise JKC Asia Equit..	45.05%
GAM Multistock SICAV - Asia Focus Equ..	44.93%
Robeco Capital Gr. Fds. - Asian Stars E..	44.68%

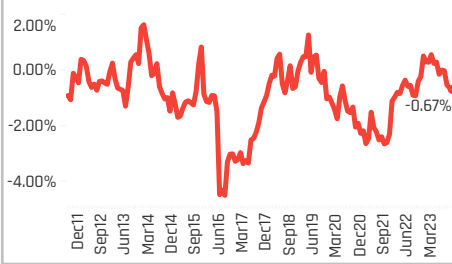
Average Weight: 37.92%



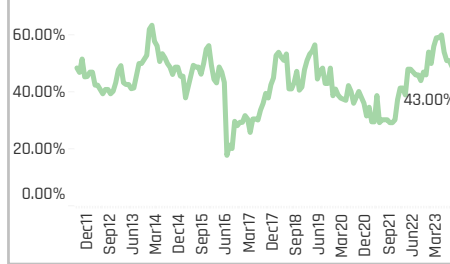
Funds Invested %: 100.00%



Average Weight vs AAXJ: -0.67%



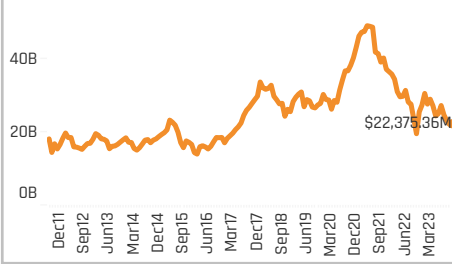
Funds Overweight %: 43.00%



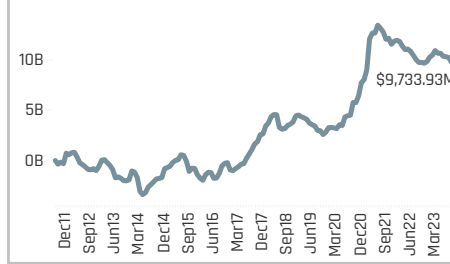
Top Holdings, \$

Fund Name	Value
Schroder ISF - Asian Opportunities	\$2,539M
Morgan Stanley Inv. Fds. - Asia Oppor..	\$1,982M
Hermes Inv. Funds - Asia (ex-Japan) E..	\$1,319M
Fidelity Funds SICAV - Sustainable Asia..	\$1,305M
Fidelity Inv. Funds - Asia Fund	\$1,272M
Baillie Gifford Overseas Growth Fund - ..	\$955M
iShares Tr. - MSCI All Country Asia ex-J..	\$922M
T Rowe Price New Asia Fund	\$826M
Value Partners High Dividend Stocks F..	\$803M
Fidelity Funds SICAV - Asian Special Sit..	\$744M
Schroder Asian Growth Fund	\$714M
FTIF SICAV - Asian Growth Fund	\$621M
Vontobel Fund - mtx Sustainable Asian..	\$459M
JPMorgan Funds - Asia Growth Fund	\$416M
Fidelity Funds SICAV - Asian Equity Fun..	\$393M

Combined Fund AUM: \$22.4B



Cumulative Fund Flows: \$9,734M



Aggregate Stock Holdings Data, Ranked by Most Widely Held.

Ticker	Stock Name	Funds Invested %	Average Weight	Vs Benchmark	Fund AUM, \$
700-HK	Tencent Holdings Ltd.	87.00%	4.94%	0.12%	\$2,654M
9988-HK	Alibaba Group Holding Ltd.	82.00%	3.01%	0.38%	\$1,651M
1299-HK	AIA Group Limited	78.00%	2.61%	0.90%	\$1,776M
3690-HK	Meituan Class B	63.00%	1.05%	0.04%	\$765M
388-HK	Hong Kong Exchanges & Clear..	49.00%	0.89%	0.15%	\$553M
9618-HK	JD.com, Inc. Class A	45.00%	0.57%	0.02%	\$387M
2318-HK	Ping An Insurance (Group) Co..	45.00%	0.72%	0.19%	\$288M
3968-HK	China Merchants Bank Co., Lt..	39.00%	0.50%	0.27%	\$205M
669-HK	Techtronic Industries Co., Ltd.	38.00%	0.47%	0.24%	\$449M
9961-HK	Trip Com Group Ltd	34.00%	0.62%	0.29%	\$510M
600519-CN	Kweichow Moutai Co., Ltd. Cla..	34.00%	0.94%	0.60%	\$588M
YUMC-US	Yum China Holdings, Inc.	32.00%	0.52%	0.22%	\$283M
NTESF-US	NetEase, Inc.	32.00%	0.82%	0.07%	\$273M
PDD-US	Pinduoduo, Inc. Sponsored AD..	29.00%	1.04%	-0.48%	\$365M
2313-HK	Shenzhen International Group..	29.00%	0.41%	0.27%	\$340M

Top Stock Holdings, %

Fund Name	Ticker	Stock Name	Weight
PineBridge Global Funds - Asia (ex-Jap..	PDD-US	Pinduoduo, Inc. Spons..	15.31%
E Fund Asia Selected Stock Fund	700-HK	Tencent Holdings Ltd.	11.08%
Fidelity Asia Fund	600519-CN	Kweichow Moutai Co., ..	9.39%
Baring AM (Japan) Asia Future Growth ..	700-HK	Tencent Holdings Ltd.	9.15%
UBS (Lux) Key Selection SICAV - Asian ..	PDD-US	Pinduoduo, Inc. Spons..	8.58%
Nomura Fds. Ireland Plc - Asia (ex-Japa..	700-HK	Tencent Holdings Ltd.	8.50%
E Fund Asia Selected Stock Fund	883-HK	CNOOC Limited	8.48%
Alquity SICAV - Asia Fund	700-HK	Tencent Holdings Ltd.	8.28%
Nomura Asset Asia Open	700-HK	Tencent Holdings Ltd.	8.24%
Asian Equity Income Fund	941-HK	China Mobile Limited	8.23%
Fidelity Funds SICAV - Asian Equity Fun..	1299-HK	AIA Group Limited	8.05%
JPM Asset GIM Asian Equity Active Ope..	700-HK	Tencent Holdings Ltd.	7.94%
Invesco Funds - Asia Opportunities Equ..	700-HK	Tencent Holdings Ltd.	7.91%
Nordea Asian Stars Fund	700-HK	Tencent Holdings Ltd.	7.88%
Fidelity Inv. Funds - Emerging Asia Fu..	1299-HK	AIA Group Limited	7.87%

Aggregate Sector Holdings, %

Sector	Weight	Change	Target
Consumer Discretionary	10.57%	1.20%	100.00%
Communication Services	7.08%	0.45%	95.00%
Financials	6.37%	-1.56%	95.00%
Industrials	4.48%	1.27%	93.00%
Consumer Staples	2.60%	0.65%	83.00%
Health Care	1.78%	-0.10%	74.00%
Information Technology	1.51%	-0.79%	68.00%
Real Estate	1.42%	-0.52%	58.00%
Materials	1.02%	-0.08%	59.00%
Utilities	0.57%	-0.64%	30.00%
Energy	0.46%	-0.58%	20.00%
Multi	0.04%	0.04%	3.00%

Top Sector Holdings, %

Fund Name	Sector	Weight
PineBridge Global Funds - Asia (ex-Jap..	Consumer Discretionary	34.53%
CRUX Global Fund - Asia Ex-Japan Fund	Consumer Discretionary	24.32%
E Fund Asia Selected Stock Fund	Consumer Discretionary	20.79%
PineBridge Fund Series - Asian Fund	Consumer Discretionary	19.92%
GAM Multistock SICAV - Asia Focus Equ..	Consumer Discretionary	19.28%
Mirae Asset Glb. Discovery Fd. - ESG Asi..	Consumer Discretionary	17.65%
Vontobel Fund - mtx Sustainable Asian..	Consumer Discretionary	16.90%
Mirabaud - Equities Asia (ex-Japan)	Consumer Discretionary	16.46%
Man Funds plc - GLG Asia ex Japan Equ..	Consumer Discretionary	16.16%
Mirae Asset Glb. Discovery Fd. - ESG Asi..	Consumer Discretionary	15.94%
JKC Fund - La Francaise JKC Asia Equit..	Consumer Discretionary	15.52%
Robeco Capital Gr. Fds. - Asian Stars E..	Consumer Discretionary	15.21%
Swedbank Robur Asienfond	Consumer Discretionary	15.14%
Comgest Growth Plc - Growth Asia (ex..	Consumer Discretionary	14.73%
JKC Fund - La Francaise JKC Asia Equit..	Industrials	14.71%

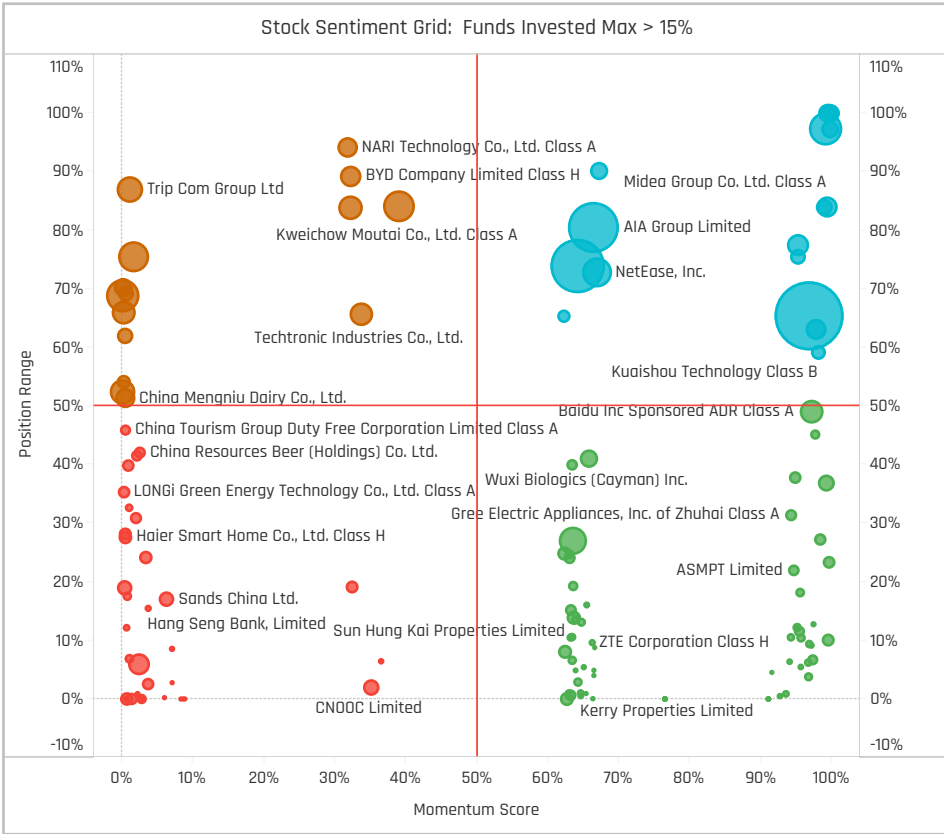
Top Stock Holdings, \$

Fund Name	Ticker	Stock Name	Value
Schroder ISF - Asian Opportunities	700-HK	Tencent Holdings Ltd.	\$317M
Fidelity Funds SICAV - Sustainable Asia..	1299-HK	AIA Group Limited	\$252M
Schroder ISF - Asian Opportunities	1299-HK	AIA Group Limited	\$234M
Morgan Stanley Inv. Fds. - Asia Oppor..	600519-C..	Kweichow Moutai Co., Lt..	\$209M
Schroder ISF - Asian Opportunities	9988-HK	Alibaba Group Holding L..	\$205M
Fidelity Inv. Funds - Asia Fund	700-HK	Tencent Holdings Ltd.	\$204M
Morgan Stanley Inv. Fds. - Asia Oppor..	600519-C..	Trip Com Group Ltd	\$203M
Fidelity Inv. Funds - Asia Fund	1299-HK	AIA Group Limited	\$201M
Morgan Stanley Inv. Fds. - Asia Oppor..	700-HK	Tencent Holdings Ltd.	\$199M
Morgan Stanley Inv. Fds. - Asia Oppor..	2423-HK	KE Holdings Inc Class A	\$195M
Morgan Stanley Inv. Fds. - Asia Oppor..	3690-HK	Meituan Class B	\$194M
Morgan Stanley Inv. Fds. - Asia Oppor..	6862-HK	Haidilao International H..	\$171M
Schroder ISF - Asian Opportunities	669-HK	Techtronic Industries Co...	\$152M
Fidelity Funds SICAV - Sustainable Asia..	700-HK	Tencent Holdings Ltd.	\$151M
T Rowe Price New Asia Fund	700-HK	Tencent Holdings Ltd.	\$150M

Largest Changes in Fund Weight, %

Fund Name	New or C..	Change
Value Partners Ireland Fund Plc ..		13.97%
Matthews Asia Funds - Asia (ex-..		8.07%
Fidelity Inv. Funds - Emerging A..		3.65%
Fidelity Funds SICAV - Asian Equ..		3.61%
PineBridge Global Funds - Asia (..		2.78%
Fidelity Funds SICAV - Sustaina..		2.57%
Handelsbanken Asien Tema		2.04%
T. Rowe Price Funds SICAV - Asi..		-6.98%
AB FCP I - Asia (ex-Japan) Equit..		-7.06%
Alquity SICAV - Asia Fund		-7.20%
Value Partners High Dividend St..		-7.34%
Nordea 1 - Asian Stars Equity Fu..		-7.63%
BNP Paribas Funds - Asia ex-Ja..		-8.59%
Nordea Asian Stars Fund		-8.74%

Ave Wgt Δ	Funds Invested Δ	Fund Flows, \$	Av Wgt vs AAXJ Δ	Funds O/W % Δ
-2.14%	0.00%	(\$954M)	-0.97%	-17.00%



Aggregate Stock Holdings Changes

Ticker	Stock Name	Funds Invested % Δ	Average Weight Δ	Fund Flows, \$
PDD-US	Pinduoduo, Inc. Sponsored AD..	7.00%	0.62%	\$42M
300750-CN	Contemporary Amperex Techn..	6.00%	-0.03%	\$74M
2015-HK	Li Auto, Inc. Class A	6.00%	0.13%	\$20M
2359-HK	WuXi AppTec Co., Ltd. Class H	5.00%	0.10%	\$62M
300124-CN	Shenzhen Inovance Technolog..	4.00%	0.08%	\$4M
27-HK	Galaxy Entertainment Group Li..	4.00%	0.03%	\$41M
2423-HK	KE Holdings Inc Class A	4.00%	0.04%	(\$20M)
2331-HK	Li Ning Company Limited	-5.00%	-0.16%	(\$28M)
6690-HK	Haier Smart Home Co., Ltd. Cla..	-6.00%	-0.05%	\$16M
2382-HK	Sunny Optical Technology (Gro..	-6.00%	-0.05%	(\$14M)
603288-CN	Foshan Haitian Flavouring & F..	-7.00%	-0.10%	(\$13M)
300760-CN	Shenzhen Mindray Bio-Medical..	-8.00%	-0.09%	(\$50M)
3690-HK	Meituan Class B	-9.00%	-0.25%	(\$4M)
9618-HK	JD.com, Inc. Class A	-12.00%	-0.21%	(\$86M)

Largest Fund Flows, \$

Fund Name	New or Cl..	Flow
Hermes Inv. Funds - Asia (ex-J..		\$140M
Fidelity Funds SICAV - Sustaina..		\$105M
Fidelity Funds SICAV - Asian Eq..		\$62M
Matthews Asia Funds - Asia (ex..		\$48M
Schroder Asian Growth Fund		\$29M
Baillie Gifford Overseas Growth ..		\$18M
KBC Equity Fund - New Asia		\$13M
Fidelity Asia Fund		(\$46M)
BlackRock Global Funds - Asian ..		(\$51M)
AB FCP I - Asia (ex-Japan) Equi..		(\$75M)
Morgan Stanley Inv. Fds. - Asia..		(\$106M)
Fidelity Inv. Funds - Asia Fund		(\$112M)
T Rowe Price New Asia Fund		(\$220M)
iShares Tr. - MSCI All Country A..		(\$236M)

Largest Fund Level Changes in Stock Weight, %

Fund Name	Stock Name	New ..	Change
PineBridge Global Funds - Asia (ex..	Pinduoduo, Inc. Sponsore..		7.66%
UBS (Lux) Key Selection SICAV - A..	Pinduoduo, Inc. Sponsore..		5.51%
PineBridge Fund Series - Asian Fu..	Alibaba Group Holding Lt..	New	5.37%
Invesco Funds - Asia Opportunities..	Pinduoduo, Inc. Sponsore..	New	4.44%
CompAM Fund - Cadence Strategi..	Lenovo Group Limited	New	4.33%
LUX IM - Pictet Asian Equities	Pinduoduo, Inc. Sponsore..	New	4.22%
Invesco Funds - Asia Opportunities..	NetEase, Inc.	New	3.79%
Carnegie Asia	Industrial and Commerci..	Close	-3.08%
Value Partners High Dividend Stoc..	China Telecom Corp. Ltd. ..		-3.10%
Carnegie Asia	China Construction Bank ..	Close	-3.13%
Fidelity Asia Fund	Trip Com Group Ltd	Close	-3.25%
Invesco Funds - Asia Opportunities..	Bank of China Limited Cl..	Close	-3.92%
AB FCP I - Asia (ex-Japan) Equity ..	China Petroleum & Chem..	Close	-3.93%
JKC Fund - La Francaise JKC Asia ..	China MeiDong Auto Hold..	Close	-5.71%

Aggregate Country Holding Changes

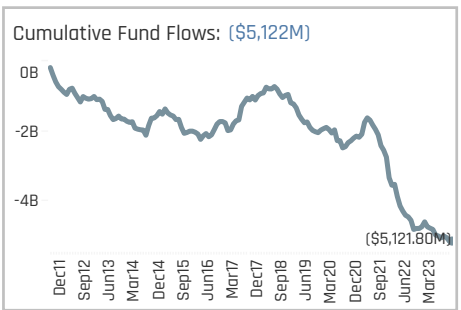
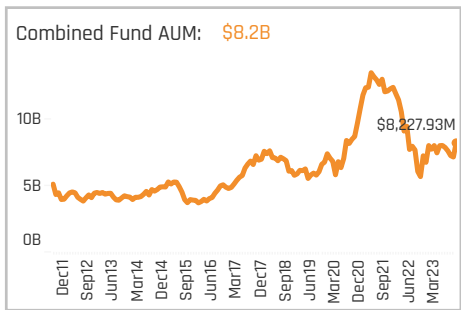
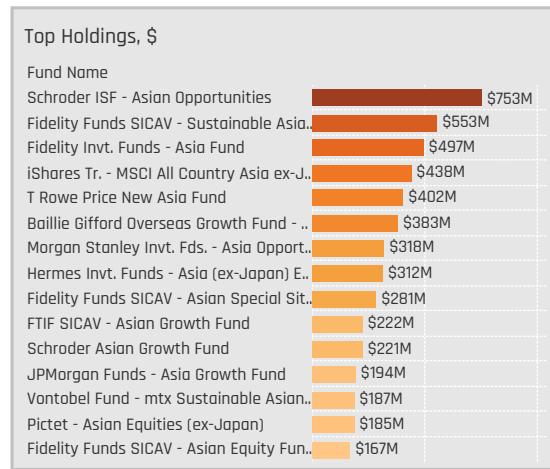
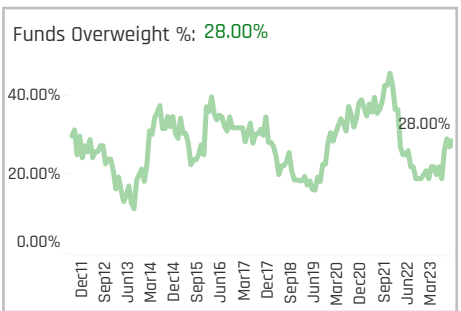
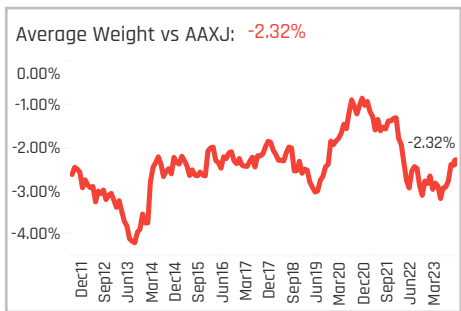
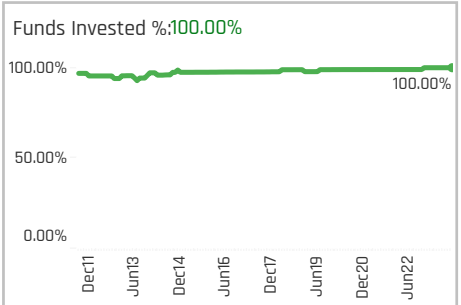
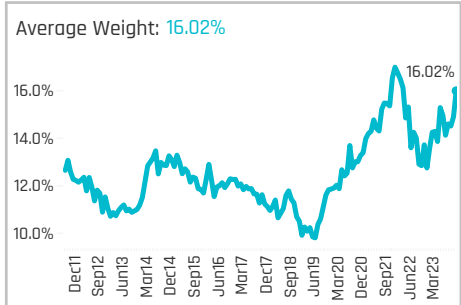
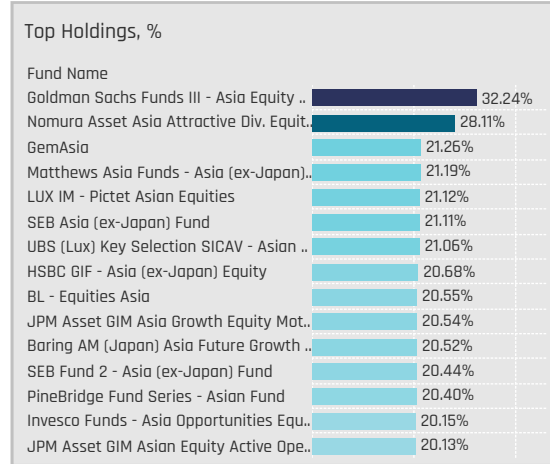
Sector	Change	Flow
Financials	1.00%	(\$297M)
Multi	1.00%	\$18M
Energy	0.00%	(\$3M)
Consumer Discretionary	0.00%	(\$200M)
Communication Services	0.00%	\$13M
Industrials	-1.00%	\$48M
Materials	-1.00%	(\$2M)
Real Estate	-3.00%	(\$66M)
Health Care	-5.00%	(\$98M)
Consumer Staples	-6.00%	(\$125M)
Information Technology	-7.00%	(\$212M)
Utilities	-7.00%	(\$31M)

Largest Changes in Fund Country Weight, %

Fund Name	New o..	Sector	Change
PineBridge Global Funds - Asia (ex-J..		Consumer Discretionary	8.65%
GAM Multistock SICAV - Asia Focus ..		Consumer Discretionary	6.93%
Value Partners Ireland Fund Plc - As..		Industrials	6.82%
Invesco Funds - Asia Opportunities ..		Communication Services	5.00%
Value Partners Ireland Fund Plc - As..		Financials	4.97%
UBS (Lux) Key Selection SICAV - Asi..		Consumer Discretionary	4.44%
Matthews Asia Funds - Asia (ex-Jap..		Communication Services	4.42%
Nordea Asian Stars Fund		Financials	-4.46%
JPMorgan (Taiwan) Asia Fund		Financials	-4.89%
JKC Fund - La Francaise JKC Asia E..		Consumer Discretionary	-4.94%
PineBridge Fund Series - Asian Fund		Consumer Staples	-5.07%
BNP Paribas Funds - Asia ex-Japan ..		Financials	-5.28%
Carnegie Asia		Financials	-5.37%
Invesco Funds - Asia Opportunities ..		Financials	-6.33%

Largest Fund Level Stock Inflows/Outflows, \$

Fund Name	Stock Name	New..	Flow
Morgan Stanley Inv. Fds. - Asia Op..	Meituan Class B		\$53M
Schroder ISF - Asian Opportunities	Contemporary Amperex T..	New	\$51M
Morgan Stanley Inv. Fds. - Asia Op..	Tencent Holdings Ltd.		\$47M
Hermes Inv. Funds - Asia (ex-Japa..	Inner Mongolia Yili Indust..		\$44M
Hermes Inv. Funds - Asia (ex-Japa..	iQIYI, Inc. Sponsored ADR ..	New	\$42M
Baillie Gifford Overseas Growth Fun..	CNOOC Limited		\$42M
Fidelity Funds SICAV - Sustainable ..	WuXi AppTec Co., Ltd. Cla..	New	\$41M
Fidelity Funds SICAV - Sustainable ..	Innovent Biologics, Inc.		(\$36M)
Fidelity Funds SICAV - Sustainable ..	Trip Com Group Ltd		(\$36M)
Fidelity Inv. Funds - Asia Fund	BYD Company Limited Cl..	Close	(\$39M)
Value Partners High Dividend Stock..	China Telecom Corp. Ltd. ..		(\$44M)
T Rowe Price New Asia Fund	Meituan Class B	Close	(\$49M)
Hermes Inv. Funds - Asia (ex-Japa..	Sinopharm Group Co., Lt..		(\$57M)
Morgan Stanley Inv. Fds. - Asia Op..	Trip Com Group Ltd		(\$100M)

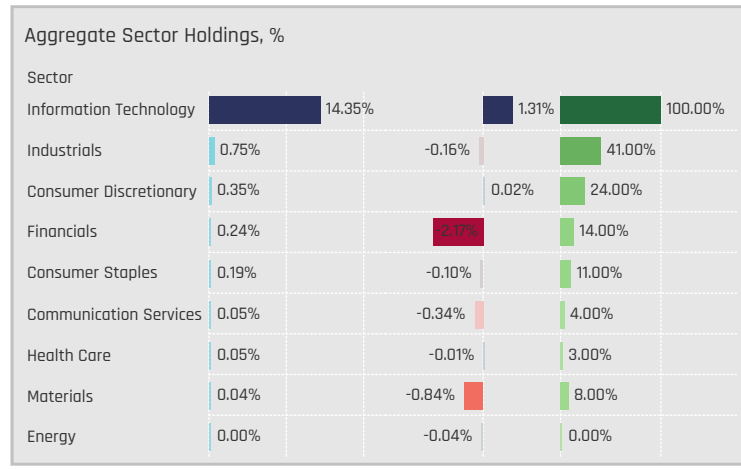


Aggregate Stock Holdings Data, Ranked by Most Widely Held.

Ticker	Stock Name	Funds Invested %	Average Weight	Vs Benchmark	Fund AUM, \$
2330-TW	Taiwan Semiconductor Manuf..	98.00%	8.80%	0.99%	\$4,865M
2454-TW	MediaTek Inc	49.00%	0.93%	0.13%	\$712M
3037-TW	Unimicron Technology Corp.	27.00%	0.38%	0.25%	\$196M
2308-TW	Delta Electronics, Inc.	27.00%	0.47%	0.13%	\$114M
2345-TW	Accton Technology Corp.	21.00%	0.41%	0.28%	\$195M
5871-TW	Challease Holding Co. Ltd.	20.00%	0.29%	0.13%	\$112M
6415-TW	Silergy Corp.	17.00%	0.21%	0.12%	\$160M
2317-TW	Hon Hai Precision Industry Co...	17.00%	0.30%	-0.39%	\$130M
3711-TW	ASE Technology Holding Co., L..	14.00%	0.21%	0.00%	\$165M
2395-TW	Advantech Co., Ltd.	14.00%	0.16%	0.06%	\$61M
6659-TW	Wiwynn Corp.	12.00%	0.15%	0.07%	\$79M
2327-TW	Yageo Corporation	11.00%	0.19%	0.06%	\$134M
3023-TW	SINBON Electronics Co., Ltd.	10.00%	0.18%	0.18%	\$28M
3008-TW	LARGAN Precision Co., Ltd.	9.00%	0.13%	0.00%	\$28M
2379-TW	Realtek Semiconductor Corp	9.00%	0.10%	-0.01%	\$30M

Top Stock Holdings, %

Fund Name	Ticker	Stock Name	Weight
GemAsia	2330-TW	Taiwan Semiconducto..	18.44%
T Rowe Price New Asia Fund	2330-TW	Taiwan Semiconducto..	12.29%
abrdn Sustainable Asian Opportunities..	2330-TW	Taiwan Semiconducto..	12.18%
Nordea Asian Stars Fund	2330-TW	Taiwan Semiconducto..	11.45%
Nordea 1 - Asian Stars Equity Fund	2330-TW	Taiwan Semiconducto..	11.03%
T Rowe Price Asia Opportunities Fund	2330-TW	Taiwan Semiconducto..	10.95%
Fullerton Lux Funds - Asia Focus Equiti..	2330-TW	Taiwan Semiconducto..	10.85%
Fidelity Inv. Funds - Asia Fund	2330-TW	Taiwan Semiconducto..	10.84%
Baring AM (Japan) Asia Future Growth ..	2330-TW	Taiwan Semiconducto..	10.84%
FTIF SICAV - Asian Growth Fund	2330-TW	Taiwan Semiconducto..	10.80%
Schroder Asian Growth Fund	2330-TW	Taiwan Semiconducto..	10.75%
Wellington Mgmt. Fds. (LU) - Asian Opp..	2330-TW	Taiwan Semiconducto..	10.74%
Fidelity Funds SICAV - Asian Special Sit..	2330-TW	Taiwan Semiconducto..	10.73%
Fidelity Funds SICAV - Sustainable Asia..	2330-TW	Taiwan Semiconducto..	10.68%
Fidelity Funds SICAV - Asian Equity Fun..	2330-TW	Taiwan Semiconducto..	10.65%



Top Sector Holdings, %

Fund Name	Sector	Weight
Goldman Sachs Funds III - Asia Equity ..	Information Technology	29.07%
UBS (Lux) Key Selection SICAV - Asian ..	Information Technology	21.06%
HSBC GIF - Asia (ex-Japan) Equity	Information Technology	20.68%
Baring AM (Japan) Asia Future Growth ..	Information Technology	20.52%
GemAsia	Information Technology	20.47%
Mirabaud - Equities Asia (ex-Japan)	Information Technology	19.93%
Nomura Asset Asia Attractive Div. Equit..	Information Technology	19.84%
abrdn Sustainable Asian Opportunities..	Information Technology	19.49%
Nordea Asian Stars Fund	Information Technology	19.11%
LUX IM - Pictet Asian Equities	Information Technology	18.95%
Swedbank Robur Asienfond	Information Technology	18.90%
PineBridge Fund Series - Asian Fund	Information Technology	18.46%
Nordea 1 - Asian Stars Equity Fund	Information Technology	18.42%
Invesco Funds - Asia Opportunities Equ..	Information Technology	17.65%
JPM Asset GIM Asia Growth Equity Mot..	Information Technology	17.63%

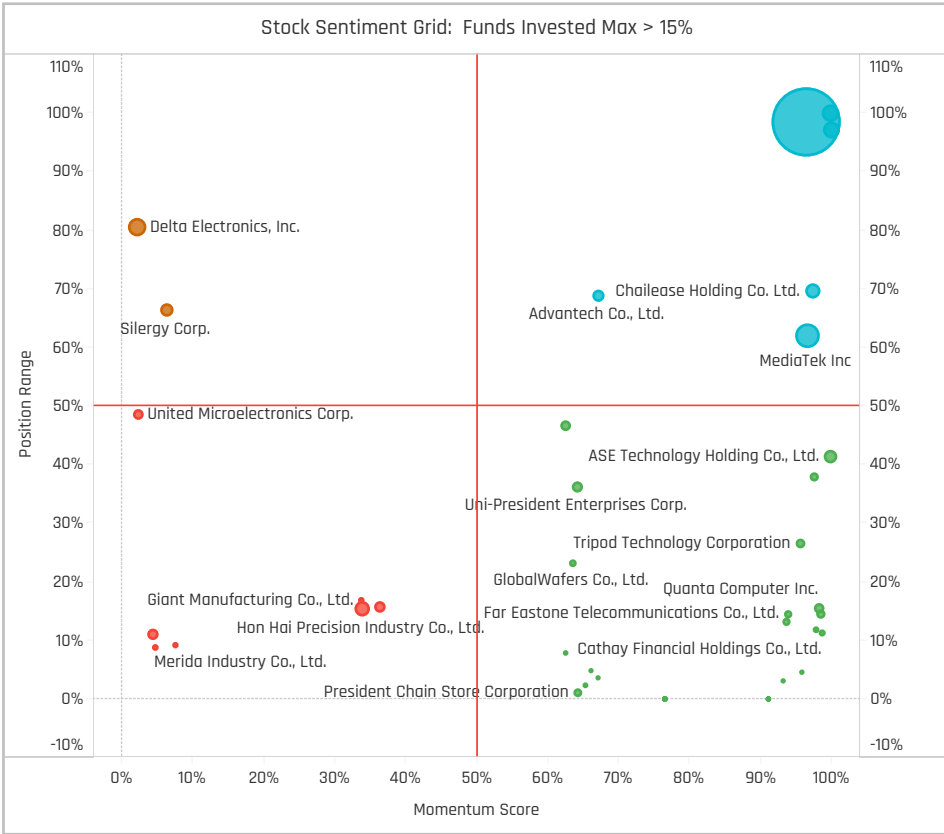
Top Stock Holdings, \$

Fund Name	Ticker	Stock Name	Value
Schroder ISF - Asian Opportunities	2330-TW	Taiwan Semiconductor ..	\$613M
Fidelity Inv. Funds - Asia Fund	2330-TW	Taiwan Semiconductor ..	\$358M
Fidelity Funds SICAV - Sustainable Asia..	2330-TW	Taiwan Semiconductor ..	\$344M
T Rowe Price New Asia Fund	2330-TW	Taiwan Semiconductor ..	\$293M
Fidelity Funds SICAV - Asian Special Sit..	2330-TW	Taiwan Semiconductor ..	\$203M
FTIF SICAV - Asian Growth Fund	2330-TW	Taiwan Semiconductor ..	\$198M
iShares Tr. - MSCI All Country Asia ex-J..	2330-TW	Taiwan Semiconductor ..	\$187M
Morgan Stanley Inv. Fds. - Asia Opport..	2330-TW	Taiwan Semiconductor ..	\$182M
Schroder Asian Growth Fund	2330-TW	Taiwan Semiconductor ..	\$167M
Baillie Gifford Overseas Growth Fund - ..	2330-TW	Taiwan Semiconductor ..	\$162M
Schroder ISF - Asian Opportunities	2454-TW	MediaTek Inc	\$140M
Hermes Inv. Funds - Asia (ex-Japan) E..	3711-TW	ASE Technology Holding ..	\$117M
JPMorgan Funds - Asia Growth Fund	2330-TW	Taiwan Semiconductor ..	\$112M
Fidelity Funds SICAV - Asian Equity Fun..	2330-TW	Taiwan Semiconductor ..	\$104M
Hermes Inv. Funds - Asia (ex-Japan) E..	6239-TW	Powertech Technology I..	\$94M

Largest Changes in Fund Weight, %

Fund Name	New or C..	Change
Goldman Sachs Funds III - Asia ..		4.73%
Nordea Asian Stars Fund		3.88%
Allianz Global Investors Fund - T..		3.79%
BlackRock Global Funds - Asian ..		3.49%
BlackRock Asia Fund		3.42%
Fidelity Funds SICAV - Asian Equ..		3.29%
Fidelity Invnt. Funds - Emerging A..		3.25%
Matthews Asia Funds - Asia (ex-..		-1.81%
PineBridge Global Funds - Asia (.		-1.94%
Lansforsakringar Asienfonden		-2.40%
JKC Fund - La Francaise JKC Asi..		-2.93%
Nomura Fds. Ireland Plc - Asia (e..		-3.12%
Nikka AM Global Umbrella Fund ..		-3.16%
Robeco Capital Gr. Fds. - Sustai..		-4.35%

Ave Wgt Δ	Funds Invested Δ	Fund Flows, \$	Av Wgt vs AAXJ Δ	Funds O/W % Δ
0.71%	0.00%	(\$171M)	0.85%	8.00%



Aggregate Stock Holdings Changes

Ticker	Stock Name	Funds Invested % Δ	Average Weight Δ	Fund Flows, \$
3037-TW	Unimicron Technology Corp.	9.00%	0.12%	\$135M
3711-TW	ASE Technology Holding Co., Lt..	7.00%	0.07%	(\$2M)
8069-TW	E Ink Holdings Inc.	5.00%	0.05%	\$12M
2345-TW	Accton Technology Corp.	5.00%	0.15%	(\$6M)
2882-TW	Cathay Financial Holdings Co., ..	3.00%	0.02%	\$1M
3533-TW	Lotes Co., Ltd	3.00%	0.05%	\$12M
2449-TW	King Yuan Electronics Co., Ltd.	3.00%	0.04%	\$11M
2308-TW	Delta Electronics, Inc.	-2.00%	-0.02%	(\$5M)
6269-TW	Flexium Interconnect, Inc.	-2.00%	0.00%	(\$1M)
2356-TW	Inventec Corporation	-2.00%	-0.01%	(\$1M)
2303-TW	United Microelectronics Corp.	-2.00%	-0.02%	(\$12M)
1477-TW	Makalot Industrial Co., Ltd.	-2.00%	0.00%	(\$4M)
6409-TW	Voltronic Power Technology Co..	-3.00%	-0.03%	(\$4M)
5347-TW	Vanguard International Semic..	-3.00%	-0.03%	\$0M

Largest Fund Flows, \$

Fund Name	New or Cl..	Flow
Fidelity Funds SICAV - Sustaina..		\$50M
Fidelity Funds SICAV - Asian Equ..		\$23M
T Rowe Price New Asia Fund		\$18M
Baillie Gifford Overseas Growth ..		\$17M
T. Rowe Price Funds SICAV - Asi..		\$13M
Morgan Stanley Invnt. Fds. - Asia..		\$11M
Fidelity Funds SICAV - Asian Sp..		\$10M
Vontobel Fund - mtx Sustainab..		(\$16M)
Pictet - Asian Equities (ex-Japa..		(\$17M)
Fidelity Asia Fund		(\$17M)
FTIF SICAV - Asian Growth Fund		(\$18M)
LUX IM - Pictet Asian Equities		(\$20M)
AB FCP I - Asia (ex-Japan) Equi..		(\$20M)
iShares Tr. - MSCI All Country A..		(\$17M)

Largest Fund Level Changes in Stock Weight, %

Fund Name	Stock Name	New ..	Change
Goldman Sachs Funds III - Asia Eq..	Quanta Computer Inc.		3.86%
PineBridge Fund Series - Asian Fu..	Alchip Technologies Ltd.	New	3.25%
Invesco Funds - Asia Opportunities..	Asustek Computer Inc.		3.12%
Carnegie Asia	MediaTek Inc		2.68%
PineBridge Fund Series - Asian Fu..	Yageo Corporation	New	2.49%
LUX IM - Pictet Asian Equities	United Microelectronics C..	New	2.43%
HSBC GIF - Asia (ex-Japan) Equity	Yageo Corporation	New	2.25%
SEB Fund 2 - Asia (ex-Japan) Fund	Wiwynn Corp.	Close	-2.01%
Robeco Capital Gr. Fds. - Sustaina..	Hon Hai Precision Industr..	Close	-2.08%
Value Partners Ireland Fund Plc - ..	Taiwan Semiconductor M..		-2.14%
PineBridge Fund Series - Asian Fu..	Silergy Corp.		-2.15%
AB FCP I - Asia (ex-Japan) Equity ..	Realtek Semiconductor C..	Close	-2.43%
Value Partners Ireland Fund Plc - ..	Alchip Technologies Ltd.	Close	-2.72%
PineBridge Fund Series - Asian Fu..	MediaTek Inc	Close	-3.51%

Aggregate Country Holding Changes

Sector	Change	Flow
Industrials	2.00%	(\$32M)
Materials	2.00%	(\$7M)
Financials	1.00%	(\$15M)
Communication Services	1.00%	(\$3M)
Utilities	0.00%	\$0M
Real Estate	0.00%	\$0M
Multi	0.00%	\$0M
Information Technology	0.00%	(\$98M)
Energy	0.00%	\$0M
Consumer Staples	-0.01%	(\$2M)
Health Care	-1.00%	(\$10M)
Consumer Discretionary	-1.00%	(\$14M)

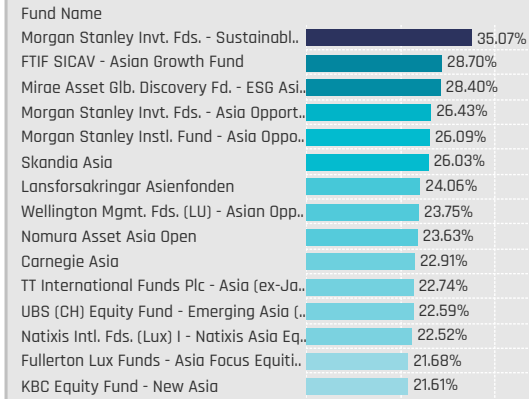
Largest Changes in Fund Country Weight, %

Fund Name	New o..	Sector	Change
Goldman Sachs Funds III - Asia Equi..		Information Technology	4.84%
Carnegie Asia		Information Technology	3.99%
Nordea Asian Stars Fund		Information Technology	3.88%
Allianz Global Investors Fund - Total..		Information Technology	3.79%
SEB Fund 2 - Asia (ex-Japan) Fund	New	Financials	3.71%
Allianz Global Investors Fund - Emer..		Information Technology	3.51%
BlackRock Global Funds - Asian Drag..		Information Technology	3.49%
Nomura Fds. Ireland Plc - Asia (ex-J..		Information Technology	-1.73%
Matthews Asia Funds - Asia (ex-Jap..		Information Technology	-1.74%
PineBridge Global Funds - Asia (ex-J..		Information Technology	-1.80%
SEB Asia (ex-Japan) Fund		Industrials	-1.80%
Value Partners Ireland Fund Plc - As..		Information Technology	-2.34%
JKC Fund - La Francaise JKC Asia E..		Information Technology	-2.47%
Robeco Capital Gr. Fds. - Sustainabl..		Information Technology	-4.35%

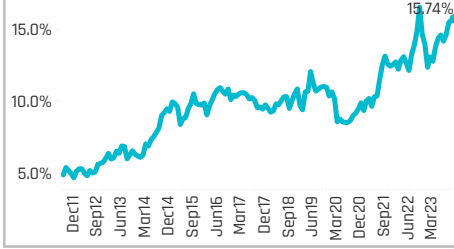
Largest Fund Level Stock Inflows/Outflows, \$

Fund Name	Stock Name	New..	Flow
Hermes Invnt. Funds - Asia (ex-Japa..	Taiwan Semiconductor M..	New	\$57M
Fidelity Funds SICAV - Sustainable ..	Unimicron Technology Co..	New	\$37M
Fidelity Invnt. Funds - Asia Fund	Unimicron Technology Co..	New	\$32M
Value Partners High Dividend Stock..	Unimicron Technology Co..		\$29M
T Rowe Price New Asia Fund	Hon Hai Precision Industr..	New	\$22M
Fidelity Funds SICAV - Sustainable ..	Nanya Technology Corpora..		\$20M
Fidelity Funds SICAV - Asian Specia..	Unimicron Technology Co..	New	\$18M
Value Partners High Dividend Stock..	Taiwan Semiconductor M..		(\$17M)
Hermes Invnt. Funds - Asia (ex-Japa..	ASE Technology Holding ..		(\$17M)
Hermes Invnt. Funds - Asia (ex-Japa..	Lite-On Technology Corp.	Close	(\$19M)
Hermes Invnt. Funds - Asia (ex-Japa..	Simpla Technology Co. Lt..		(\$20M)
T Rowe Price New Asia Fund	Taiwan Semiconductor M..		(\$26M)
Fidelity Invnt. Funds - Asia Fund	Taiwan Semiconductor M..		(\$28M)
iShares Tr. - MSCI All Country Asia ..	Taiwan Semiconductor M..		(\$53M)

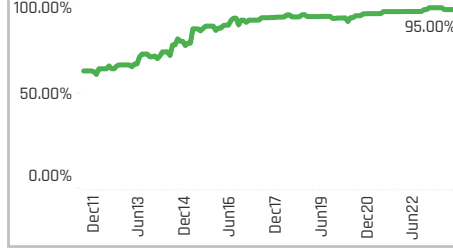
Top Holdings, %



Average Weight: 15.74%



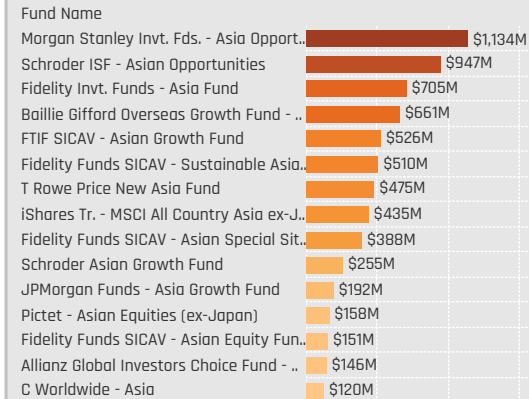
Funds Invested %: 95.00%



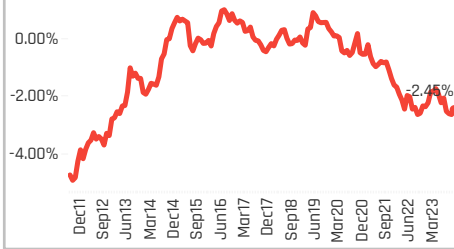
Aggregate Stock Holdings Data, Ranked by Most Widely Held.

Ticker	Stock Name	Funds Invested %	Average Weight	Vs Benchmark	Fund AUM, \$
500180-IN	HDFC Bank Limited	60.00%	2.25%	1.36%	\$1,691M
532174-IN	ICICI Bank Limited	54.00%	1.75%	0.75%	\$1,300M
500209-IN	Infosys Limited	41.00%	0.72%	-0.27%	\$510M
500325-IN	Reliance Industries Limited	38.00%	1.08%	-0.40%	\$428M
532215-IN	Axis Bank Limited	32.00%	0.90%	0.39%	\$638M
532500-IN	Maruti Suzuki India Limited	23.00%	0.39%	0.10%	\$168M
500696-IN	Hindustan Unilever Limited	22.00%	0.39%	-0.04%	\$80M
540777-IN	HDFC Life Insurance Co. Ltd.	16.00%	0.19%	0.06%	\$185M
532454-IN	Bharti Airtel Limited	16.00%	0.36%	-0.11%	\$158M
500520-IN	Mahindra & Mahindra Ltd.	16.00%	0.32%	0.01%	\$67M
500247-IN	Kotak Mahindra Bank Limited	15.00%	0.28%	-0.11%	\$108M
532540-IN	Tata Consultancy Services Li..	13.00%	0.30%	-0.36%	\$105M
532187-IN	IndusInd Bank Ltd.	13.00%	0.31%	0.31%	\$249M
532424-IN	Godrej Consumer Products Li..	12.00%	0.13%	0.04%	\$64M
511218-IN	Shriram Finance Limited	12.00%	0.17%	0.05%	\$216M

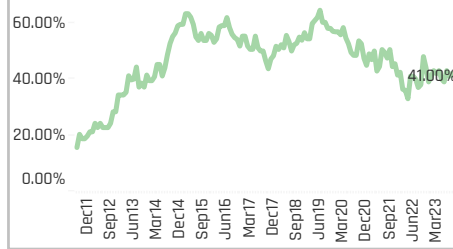
Top Holdings, \$



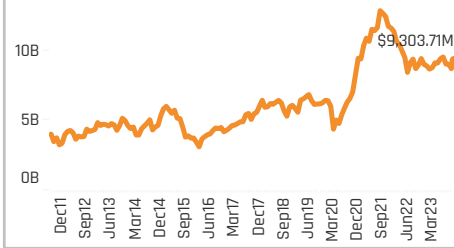
Average Weight vs AAXJ: -2.45%



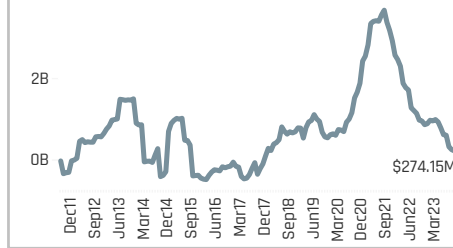
Funds Overweight %: 41.00%



Combined Fund AUM: \$9.3B



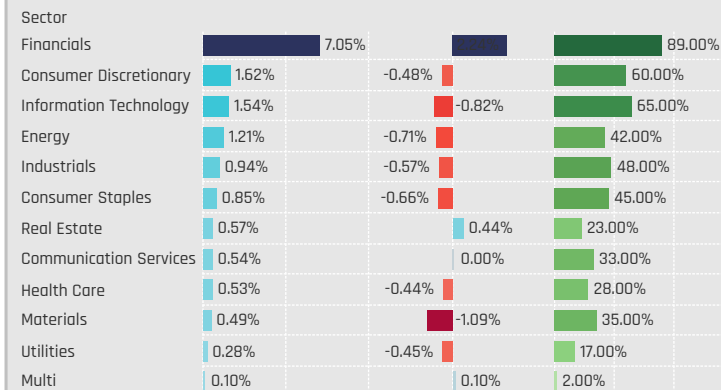
Cumulative Fund Flows: \$274M



Top Stock Holdings, %

Fund Name	Ticker	Stock Name	Percentage
Fidelity Asia Fund	500180-IN	HDFC Bank Limited	9.88%
Allianz Global Investors Fund - Total Re..	500180-IN	HDFC Bank Limited	8.69%
Allianz Intl. Inv. Fds. - Total Return Asi..	500180-IN	HDFC Bank Limited	8.33%
Allianz Global Investors Choice Fund - ..	500180-IN	HDFC Bank Limited	8.24%
Morgan Stanley Inv. Fds. - Asia Oppor..	500180-IN	HDFC Bank Limited	8.17%
Morgan Stanley Instl. Fund - Asia Oppo..	500180-IN	HDFC Bank Limited	8.05%
Morgan Stanley Inv. Fds. - Asia Oppor..	532174-IN	ICICI Bank Limited	6.65%
Vontobel Fund - mtx Sustainable Asian..	500180-IN	HDFC Bank Limited	6.27%
Fidelity Japan Asian Equity Mother Fun..	532174-IN	ICICI Bank Limited	6.16%
Morgan Stanley Instl. Fund - Asia Oppo..	532174-IN	ICICI Bank Limited	6.09%
BNP Paribas Funds - Asia ex-Japan Eq..	500180-IN	HDFC Bank Limited	5.92%
GS Funds - Asia Equity Portfolio	532500-IN	Maruti Suzuki India Li..	5.81%
Handelsbanken Asien Tema	500180-IN	HDFC Bank Limited	5.75%
Fidelity Japan Asian Equity Mother Fun..	532215-IN	Axis Bank Limited	5.74%
Robeco Capital Gr. Fds. - Sustainable A..	532174-IN	ICICI Bank Limited	5.66%

Aggregate Sector Holdings, %



Top Sector Holdings, %

Fund Name	Sector	Percentage
Morgan Stanley Inv. Fds. - Asia Oppor..	Financials	22.32%
Morgan Stanley Instl. Fund - Asia Oppo..	Financials	20.37%
TT International Funds Plc - Asia (ex-Ja..	Financials	17.36%
Morgan Stanley Inv. Fds. - Sustainabl..	Financials	15.97%
Fidelity Japan Asian Equity Mother Fun..	Financials	15.23%
Fidelity Inv. Funds - Asia Fund	Financials	14.52%
Fidelity Funds SICAV - Asian Special Sit..	Financials	14.04%
FTIF SICAV - Asian Growth Fund	Financials	12.87%
Skandia Asia	Financials	11.90%
PineBridge Global Funds - Asia (ex-Jap..	Financials	11.84%
T Rowe Price Asia Opportunities Fund	Financials	11.68%
T. Rowe Price Funds SICAV - Asian Oppo..	Financials	11.29%
T. Rowe Price Fds. OEIC - Asian Oppor..	Financials	11.20%
Lansforsakringar Asienfonden	Financials	11.07%
JPMorgan (Taiwan) Asia Fund	Financials	10.65%

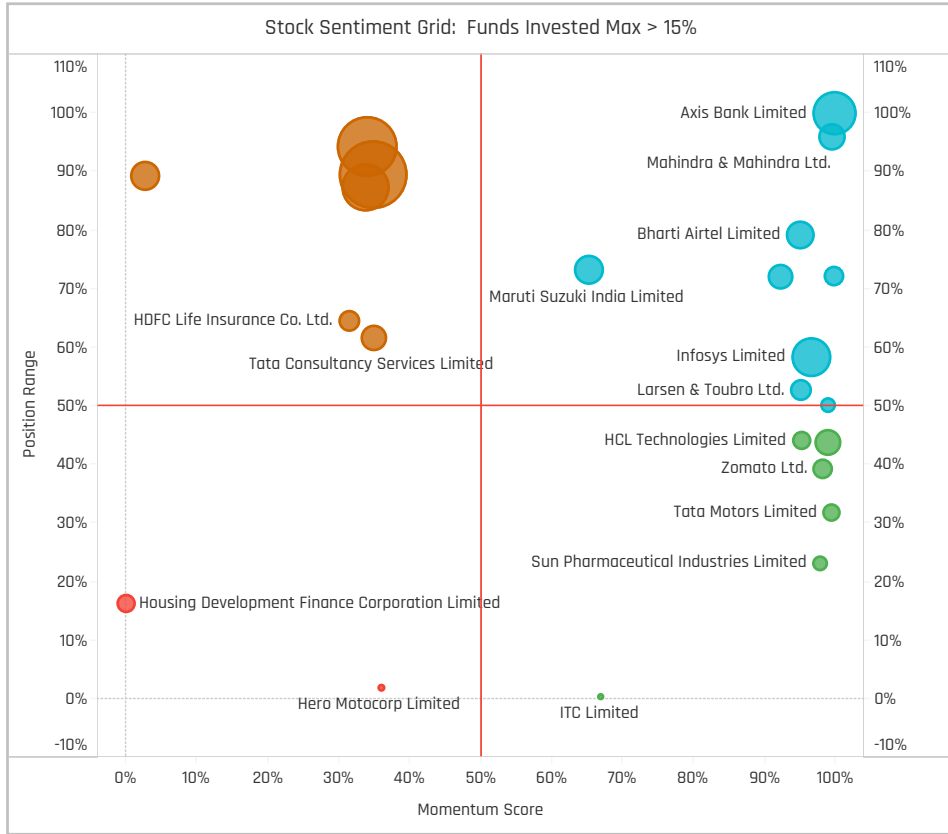
Top Stock Holdings, \$

Fund Name	Ticker	Stock Name	Value
Morgan Stanley Inv. Fds. - Asia Oppor..	500180-IN	HDFC Bank Limited	\$350M
Morgan Stanley Inv. Fds. - Asia Oppor..	532174-IN	ICICI Bank Limited	\$285M
Schroder ISF - Asian Opportunities	SKQW5Y...	Schroder International S..	\$282M
Schroder ISF - Asian Opportunities	500180-IN	HDFC Bank Limited	\$207M
Morgan Stanley Inv. Fds. - Asia Oppor..	532187-IN	IndusInd Bank Ltd.	\$198M
Schroder ISF - Asian Opportunities	508869-IN	Apollo Hospitals Enterpri..	\$190M
Fidelity Inv. Funds - Asia Fund	500180-IN	HDFC Bank Limited	\$163M
Fidelity Funds SICAV - Sustainable Asia..	532215-IN	Axis Bank Limited	\$134M
Fidelity Funds SICAV - Sustainable Asia..	532174-IN	ICICI Bank Limited	\$132M
Schroder ISF - Asian Opportunities	532174-IN	ICICI Bank Limited	\$125M
Morgan Stanley Inv. Fds. - Asia Oppor..	532215-IN	Axis Bank Limited	\$124M
Baillie Gifford Overseas Growth Fund - ..	500325-IN	Reliance Industries Limit..	\$121M
Fidelity Inv. Funds - Asia Fund	532215-IN	Axis Bank Limited	\$108M
Fidelity Inv. Funds - Asia Fund	532174-IN	ICICI Bank Limited	\$107M
Schroder ISF - Asian Opportunities	500209-IN	Infosys Limited	\$101M

Largest Changes in Fund Weight, %

Fund Name	New or C..	Change
T Rowe Price New Asia Fund		5.76%
KBC Equity Fund - New Asia		5.67%
BlackRock Global Funds - Asian ..		5.15%
BlackRock Asia Fund		5.10%
T. Rowe Price Funds SICAV - Asi..		5.05%
CRUX Global Fund - Asia Ex-Jap..		4.93%
Nikko AM Global Umbrella Fund ..		4.77%
PineBridge Fund Series - Asian ..	Close	-1.84%
Fidelity Invt. Funds - Emerging A..		-3.01%
Fidelity Funds SICAV - Asian Equ..		-3.51%
Fidelity Funds SICAV - Sustaina..		-3.51%
JPMorgan (Taiwan) Asia Fund		-4.11%
Value Partners Ireland Fund Plc ..		-4.12%
CompAM Fund - Cadence Strate..		-7.27%

Ave Wgt Δ	Funds Invested Δ	Fund Flows, \$	Av Wgt vs AAXJ Δ	Funds O/W % Δ
1.35%	-1.00%	(\$537M)	-0.53%	1.00%



Aggregate Stock Holdings Changes

Ticker	Stock Name	Funds Invested % Δ	Average Weight Δ	Fund Flows, \$
543940-IN	Jio Financial Services Limited	6.00%	0.02%	\$43M
532215-IN	Axis Bank Limited	5.00%	0.16%	\$69M
511218-IN	Shriram Finance Limited	5.00%	0.09%	(\$11M)
532343-IN	TVS Motor Company Limited	4.00%	0.08%	\$5M
500570-IN	Tata Motors Limited	4.00%	0.05%	(\$36M)
540762-IN	Tube Investments of India Limi..	3.00%	0.03%	\$23M
532187-IN	IndusInd Bank Ltd.	3.00%	0.03%	(\$47M)
540975-IN	Aster DM Healthcare Ltd.	-2.00%	0.00%	\$0M
532929-IN	Brigade Enterprises Limited	-2.00%	0.00%	(\$1M)
524804-IN	Aurobindo Pharma Ltd	-2.00%	-0.01%	(\$2M)
517334-IN	Samvardhana Matherson Inter..	-2.00%	0.00%	\$0M
532514-IN	Indraprastha Gas Limited	-2.00%	-0.01%	(\$2M)
500124-IN	Dr. Reddy's Laboratories Ltd.	-3.00%	-0.04%	(\$12M)
500010-IN	Housing Development Finance ..	-17.00%	-0.44%	(\$356M)

Largest Fund Flows, \$

Fund Name	New or Cl..	Flow
T Rowe Price New Asia Fund		\$55M
Schroder ISF - Asian Opportunit..		\$30M
BlackRock Global Funds - Asian ..		\$28M
T. Rowe Price Funds SICAV - Asi..		\$20M
Value Partners High Dividend S..		\$20M
KBC Equity Fund - New Asia		\$19M
Matthews Asia Funds - Asia (ex..		\$13M
C Worldwide - Asia		(\$24M)
Schroder Asian Growth Fund		(\$25M)
Fidelity Invt. Funds - Asia Fund		(\$52M)
Fidelity Funds SICAV - Asian Equ..		(\$56M)
iShares Tr. - MSCI All Country A..		(\$91M)
Morgan Stanley Invt. Fds. - Asia..		(\$171M)
Fidelity Funds SICAV - Sustaina..		(\$225M)

Largest Fund Level Changes in Stock Weight, %

Fund Name	Stock Name	New ..	Change
CG Nouvelle Asie	HDFC Bank Limited	New	5.06%
Comgest Growth Plc - Growth Asia..	HDFC Bank Limited	New	5.05%
BNP Paribas Funds - Asia ex-Japa..	HDFC Bank Limited		3.86%
abrdn Sustainable Asian Opportun..	HDFC Bank Limited	New	3.40%
Morgan Stanley Instl. Fund - Asia ..	Titan Company Limited	New	3.23%
Morgan Stanley Invt. Fds. - Asia O..	Axis Bank Limited	New	2.90%
Morgan Stanley Instl. Fund - Asia ..	Axis Bank Limited	New	2.86%
BNP Paribas Funds - Asia ex-Japa..	Housing Development Fin..	Close	-3.23%
JPMorgan Funds - Asia Growth Fu..	Housing Development Fin..	Close	-3.33%
abrdn Sustainable Asian Opportun..	Housing Development Fin..	Close	-3.57%
JPMorgan (Taiwan) Asia Fund	Housing Development Fin..	Close	-3.89%
CG Nouvelle Asie	Housing Development Fin..	Close	-4.26%
Comgest Growth Plc - Growth Asia..	Housing Development Fin..	Close	-4.43%
CompAM Fund - Cadence Strategi..	Godrej Consumer Produc..	Close	-4.73%

Aggregate Country Holding Changes

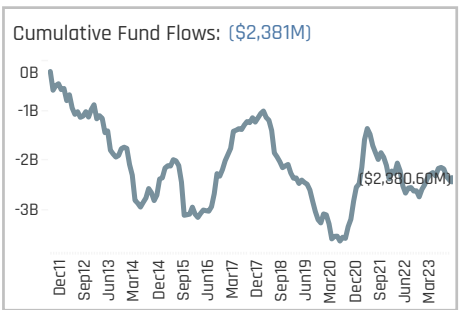
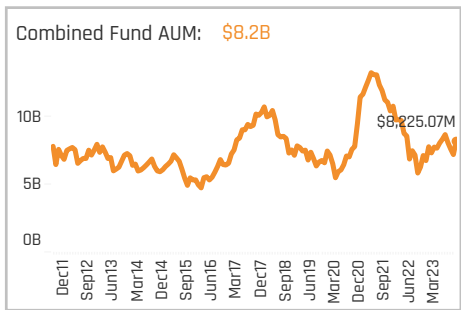
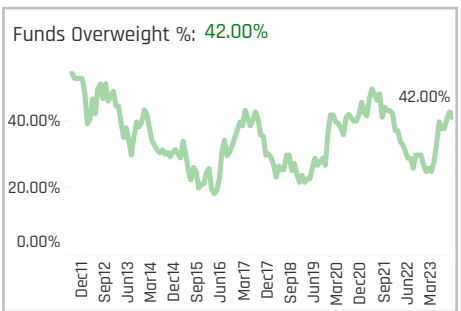
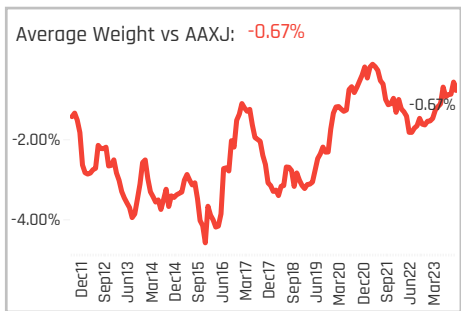
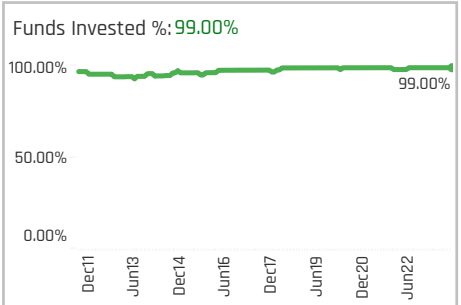
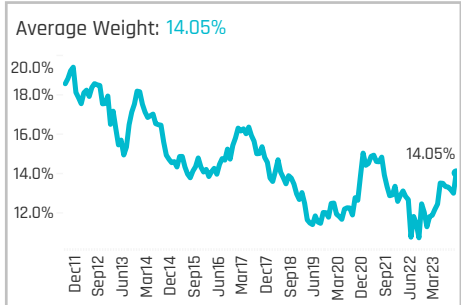
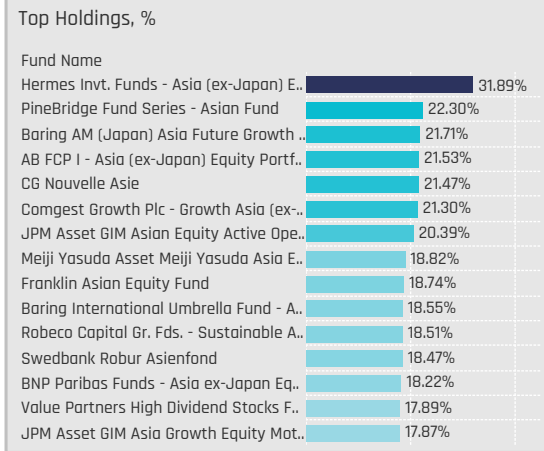
Sector	Change	Flow
Consumer Discretionary	6.00%	\$29M
Communication Services	4.00%	(\$8M)
Real Estate	4.00%	(\$6M)
Materials	3.00%	(\$77M)
Industrials	3.00%	(\$12M)
Energy	2.00%	\$5M
Utilities	1.00%	\$9M
Health Care	1.00%	(\$24M)
Multi	0.00%	\$13M
Financials	0.00%	(\$458M)
Information Technology	-1.00%	\$21M
Consumer Staples	-1.00%	(\$28M)

Largest Changes in Fund Country Weight, %

Fund Name	New o..	Sector	Change
Morgan Stanley Instl. Fund - Asia O..	New	Consumer Discretionary	3.23%
T Rowe Price New Asia Fund		Financials	3.16%
Skandia Asia		Financials	3.10%
Lansforsakringar Asienfonden		Financials	3.04%
Alquity SICAV - Asia Fund		Financials	3.03%
T. Rowe Price Funds SICAV - Asian e..		Financials	2.80%
Nikko AM Global Umbrella Fund - Asi..	New	Communication Services	2.75%
JPMorgan (Taiwan) Asia Fund		Financials	-2.68%
Morgan Stanley Invt. Fds. - Asia Opp..		Financials	-2.75%
CompAM Fund - Cadence Strategic ..		Energy	-3.07%
Fidelity Invt. Funds - Emerging Asia ..		Financials	-3.68%
Fidelity Funds SICAV - Asian Equity ..		Financials	-4.06%
Fidelity Funds SICAV - Sustainable ..		Financials	-4.13%
CompAM Fund - Cadence Strategic ..	Close	Consumer Staples	-4.73%

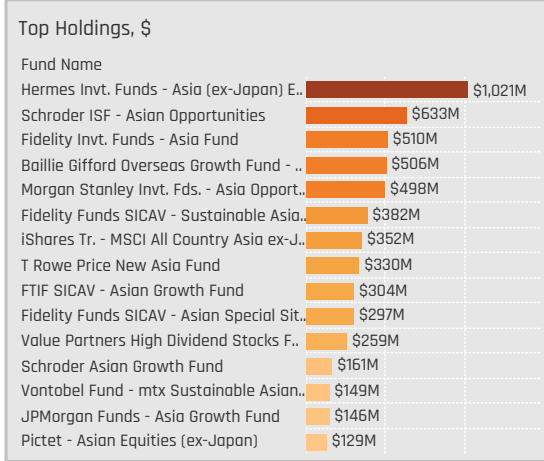
Largest Fund Level Stock Inflows/Outflows, \$

Fund Name	Stock Name	New..	Flow
Morgan Stanley Invt. Fds. - Asia Op..	Axis Bank Limited	New	\$116M
Baillie Gifford Overseas Growth Fun..	HDFC Bank Limited	New	\$76M
Morgan Stanley Invt. Fds. - Asia Op..	Titan Company Limited	New	\$47M
Fidelity Funds SICAV - Sustainable ..	Infosys Limited		\$38M
Baillie Gifford Overseas Growth Fun..	Jio Financial Services Li..	New	\$32M
T Rowe Price New Asia Fund	Reliance Industries Limit..	New	\$27M
Vontobel Fund - mtx Sustainable A..	HDFC Bank Limited		\$26M
Fidelity Funds SICAV - Sustainable ..	HDFC Bank Limited	Close	(\$49M)
Fidelity Funds SICAV - Sustainable ..	ICICI Bank Limited		(\$50M)
Morgan Stanley Invt. Fds. - Asia Op..	IndusInd Bank Ltd.		(\$59M)
Fidelity Funds SICAV - Sustainable ..	Axis Bank Limited		(\$64M)
Baillie Gifford Overseas Growth Fun..	Housing Development Fin..	Close	(\$74M)
Morgan Stanley Invt. Fds. - Asia Op..	ICICI Bank Limited		(\$116M)
Morgan Stanley Invt. Fds. - Asia Op..	HDFC Bank Limited		(\$122M)



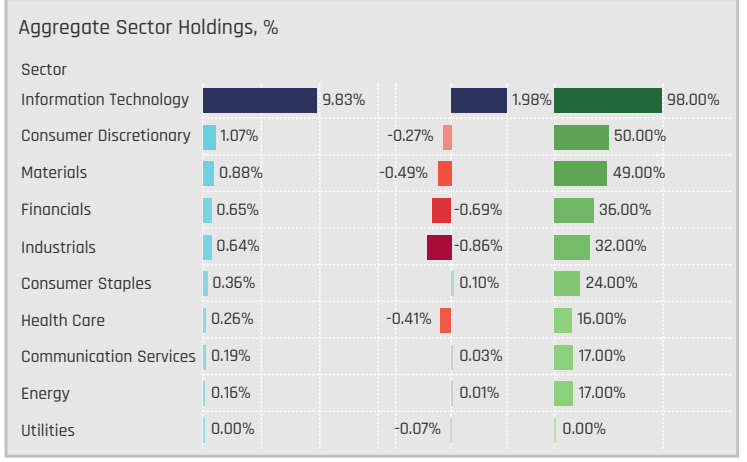
Aggregate Stock Holdings Data, Ranked by Most Widely Held.

Ticker	Stock Name	Funds Invested %	Average Weight	Vs Benchmark	Fund AUM, \$
005930-KR	Samsung Electronics Co., Ltd.	81.00%	5.94%	1.32%	\$3,780M
000660-KR	SK hynix Inc.	52.00%	1.63%	0.66%	\$572M
006400-KR	Samsung SDI Co., Ltd	30.00%	0.38%	0.03%	\$153M
051910-KR	LG Chem Ltd.	29.00%	0.46%	0.13%	\$294M
035420-KR	NAVER Corp.	23.00%	0.30%	-0.07%	\$357M
005935-KR	Samsung Electronics Co Ltd P..	23.00%	0.72%	0.09%	\$394M
CPNG-US	Coupang, Inc. Class A	15.00%	0.23%	0.23%	\$307M
000270-KR	Kia Corp.	14.00%	0.27%	-0.03%	\$104M
105560-KR	KB Financial Group Inc.	13.00%	0.20%	-0.07%	\$196M
028050-KR	Samsung Engineering Co., Ltd.	13.00%	0.19%	0.13%	\$124M
096770-KR	SK Innovation Co., Ltd	12.00%	0.11%	0.00%	\$28M
005380-KR	Hyundai Motor Company	12.00%	0.17%	-0.16%	\$121M
207940-KR	SAMSUNG BIOLOGICS Co., Ltd.	11.00%	0.13%	-0.04%	\$16M
012330-KR	Hyundai Mobis Co., Ltd	11.00%	0.19%	0.00%	\$97M
051900-KR	LG H&H Co., Ltd.	10.00%	0.10%	0.05%	\$19M



Top Stock Holdings, %

Fund Name	Ticker	Stock Name	Weight
Fidelity Japan Asian Equity Mother Fun..	005930-KR	Samsung Electronics ..	11.66%
Baring AM (Japan) Asia Future Growth ..	005930-KR	Samsung Electronics ..	11.52%
Nordea Asian Stars Fund	005930-KR	Samsung Electronics ..	11.19%
Allianz Global Investors Choice Fund - ..	005930-KR	Samsung Electronics ..	11.06%
Fidelity Funds SICAV - Sustainable Asia..	005930-KR	Samsung Electronics ..	11.02%
Fidelity Funds SICAV - Asian Equity Fun..	005930-KR	Samsung Electronics ..	11.01%
Fidelity Invt. Funds - Emerging Asia Fu..	005930-KR	Samsung Electronics ..	10.85%
Nordea 1 - Asian Stars Equity Fund	005930-KR	Samsung Electronics ..	10.82%
Allianz Global Investors Fund - Emergin..	005930-KR	Samsung Electronics ..	10.58%
JPM Asset GIM Asian Equity Active Ope..	005930-KR	Samsung Electronics ..	10.49%
Skandia Asia	005930-KR	Samsung Electronics ..	10.41%
Franklin Asian Equity Fund	005930-KR	Samsung Electronics ..	10.39%
FTIF SICAV - Asian Growth Fund	005930-KR	Samsung Electronics ..	10.28%
Fidelity Funds SICAV - Asian Special Sit..	005930-KR	Samsung Electronics ..	9.92%
Meiji Yasuda Asset Meiji Yasuda Asia E..	005930-KR	Samsung Electronics ..	9.80%



Top Sector Holdings, %

Fund Name	Sector	Weight
Baring AM (Japan) Asia Future Growth ..	Information Technology	19.01%
JPM Asset GIM Asian Equity Active Ope..	Information Technology	15.42%
UBS (Lux) Key Selection SICAV - Asian ..	Information Technology	15.22%
Nordea Asian Stars Fund	Information Technology	15.09%
Nordea 1 - Asian Stars Equity Fund	Information Technology	14.57%
JPM Asset GIM Asia Growth Equity Mot..	Information Technology	14.52%
Franklin Asian Equity Fund	Information Technology	14.51%
Fidelity Asia Fund	Information Technology	14.35%
Fidelity Japan Asian Equity Mother Fun..	Information Technology	14.24%
Meiji Yasuda Asset Meiji Yasuda Asia E..	Information Technology	14.21%
UBS (CH) Equity Fund - Emerging Asia (..	Information Technology	13.83%
FTIF SICAV - Asian Growth Fund	Information Technology	13.81%
Fidelity Funds SICAV - Asian Special Sit..	Information Technology	13.37%
AB FCP I - Asia (ex-Japan) Equity Portf..	Information Technology	13.25%
Fidelity Invt. Funds - Asia Fund	Information Technology	13.23%

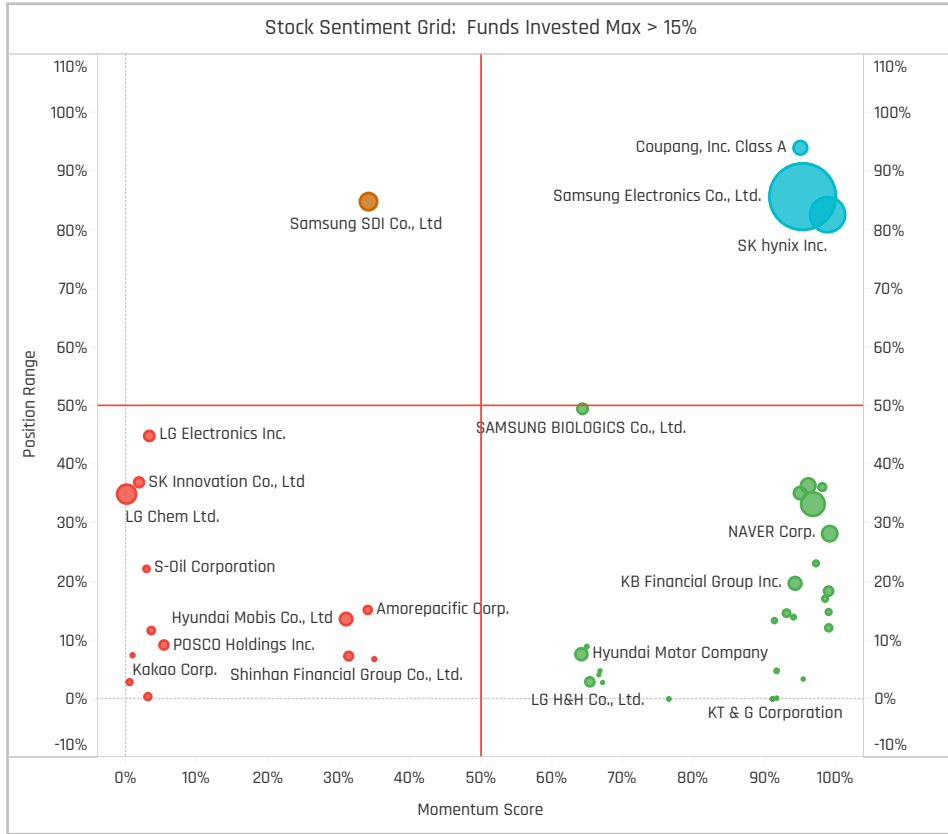
Top Stock Holdings, \$

Fund Name	Ticker	Stock Name	Value
Schroder ISF - Asian Opportunities	005930-..	Samsung Electronics Co...	\$516M
Fidelity Funds SICAV - Sustainable Asia..	005930-..	Samsung Electronics Co...	\$355M
Fidelity Invt. Funds - Asia Fund	005930-..	Samsung Electronics Co...	\$299M
Hermes Invt. Funds - Asia (ex-Japan) E..	005930-..	Samsung Electronics Co...	\$281M
Morgan Stanley Invt. Fds. - Asia Oppor..	CPNG-US	Coupang, Inc. Class A	\$240M
T Rowe Price New Asia Fund	005930-..	Samsung Electronics Co...	\$215M
FTIF SICAV - Asian Growth Fund	005930-..	Samsung Electronics Co...	\$188M
Fidelity Funds SICAV - Asian Special Sit..	005930-..	Samsung Electronics Co...	\$187M
Morgan Stanley Invt. Fds. - Asia Oppor..	035420-..	NAVER Corp.	\$151M
Schroder Asian Growth Fund	005930-..	Samsung Electronics Co...	\$131M
Hermes Invt. Funds - Asia (ex-Japan) E..	000810-K..	Samsung Fire & Marine I..	\$126M
Schroder ISF - Asian Opportunities	051910-KR	LG Chem Ltd.	\$117M
Hermes Invt. Funds - Asia (ex-Japan) E..	105560-K..	KB Financial Group Inc.	\$111M
Baillie Gifford Overseas Growth Fund - ..	005930-..	Samsung Electronics Co...	\$111M
iShares Tr. - MSCI All Country Asia ex-J..	005930-..	Samsung Electronics Co...	\$111M

Largest Changes in Fund Weight, %

Fund Name	New or C..	Change
Nikko AM Global Umbrella Fund ..		
Value Partners High Dividend St..		4.41%
Value Partners Ireland Fund Plc ..		4.41%
JKC Fund - La Francaise JKC Asi..		3.90%
Baillie Gifford Overseas Growth ..		3.77%
Nomura Fds. Ireland Plc - Asia (e..		3.65%
Fidelity Asia Fund		3.51%
Allianz Global Investors Fund - T..		-1.53%
Goldman Sachs Funds III - Asia ..		-1.72%
Invesco Funds - Asia Opportuniti..		-1.82%
BlackRock Global Funds - Asian ..		-2.27%
BlackRock Asia Fund		-2.47%
KBC Equity Fund - New Asia		-2.52%
PineBridge Global Funds - Asia (..		-2.92%

Ave Wgt Δ	Funds Invested Δ	Fund Flows, \$	Av Wgt vs AAXJ Δ	Funds O/W % Δ
0.52%	0.00%	(\$78M)	0.39%	9.00%



Aggregate Stock Holdings Changes

Ticker	Stock Name	Funds Invested % Δ	Average Weight Δ	Fund Flows, \$
000810-KR	Samsung Fire & Marine Insura..	4.00%	0.03%	(\$6M)
005830-KR	DB INSURANCE CO. LTD	3.00%	0.02%	\$2M
241560-KR	Doosan Babcat Inc.	3.00%	0.00%	\$1M
214150-KR	CLASSYS Inc.	3.00%	0.06%	\$7M
017670-KR	SK Telecom Co., Ltd.	3.00%	0.03%	\$19M
010140-KR	Samsung Heavy Industries Co..	3.00%	0.03%	\$5M
009150-KR	Samsung Electro-Mechanics C..	3.00%	0.07%	\$15M
014680-KR	Hansol Chemical Co., Ltd	-2.00%	-0.04%	(\$13M)
096770-KR	SK Innovation Co., Ltd	-2.00%	-0.05%	(\$7M)
323410-KR	KakaoBank Corp.	-3.00%	0.00%	(\$7M)
012330-KR	Hyundai Mobis Co., Ltd	-3.00%	0.00%	(\$28M)
035720-KR	Kakao Corp.	-5.00%	-0.03%	(\$7M)
036570-KR	NCsoft Corporation	-6.00%	-0.05%	(\$8M)
051910-KR	LG Chem Ltd.	-7.00%	-0.29%	(\$54M)

Largest Fund Flows, \$

Fund Name	New or Cl..	Flow
Baillie Gifford Overseas Growth ..		\$138M
Morgan Stanley Inv. Fds. - Asia..		\$66M
Hermes Inv. Fds. - Asia (ex-J..		\$63M
Value Partners High Dividend S..		\$44M
PineBridge Fund Series - Asian ..		\$7M
C Worldwide - Asia		\$7M
Schroder ISF - Asian Opportunit..		\$7M
BlackRock Global Funds - Asian ..		(\$21M)
AB FCP I - Asia (ex-Japan) Equi..		(\$23M)
Fidelity Inv. Fds. - Asia Fund		(\$24M)
BlackRock Global Funds - Asian ..		(\$24M)
FTIF SICAV - Asian Growth Fund		(\$28M)
Fidelity Funds SICAV - Sustaina..		(\$70M)
iShares Tr. - MSCI All Country A..		(\$84M)

Largest Fund Level Changes in Stock Weight, %

Fund Name	Stock Name	New ..	Change
Value Partners Ireland Fund Plc - ..	Samsung Electronics Co ..		5.93%
SEB Fund 2 - Asia (ex-Japan) Fund	Samsung Electro-Mechan..	New	5.36%
LUX IM - Pictet Asian Equities	SK hynix Inc.	New	4.48%
Baillie Gifford Overseas Growth Fu..	Samsung Electronics Co...	New	3.60%
Nikko AM Global Umbrella Fund - A..	Samsung Electronics Co...		3.47%
Swedbank Robur Asienfond	SK hynix Inc.	New	3.27%
Allianz Intl. Inv. Fds. - Total Retur..	SK hynix Inc.	New	3.23%
Value Partners Ireland Fund Plc - ..	LG Chem Ltd.	Close	-2.11%
Baillie Gifford Overseas Growth Fu..	Samsung SDI Co., Ltd		-2.17%
SEB Fund 2 - Asia (ex-Japan) Fund	Samsung Electronics Co...	Close	-2.87%
KBC Equity Fund - New Asia	Samsung Electronics Co...		-2.87%
LUX IM - Pictet Asian Equities	Samsung Electronics Co...		-3.09%
PineBridge Fund Series - Asian Fu..	LG Chem Ltd.	Close	-3.31%
Value Partners Ireland Fund Plc - ..	Samsung Electronics Co...	Close	-4.52%

Aggregate Country Holding Changes

Sector	Change	Flow
Industrials	3.00%	\$15M
Consumer Staples	3.00%	\$8M
Health Care	2.00%	(\$2M)
Financials	1.00%	(\$22M)
Consumer Discretionary	1.00%	(\$22M)
Real Estate	0.00%	
Multi	0.00%	
Information Technology	0.00%	\$34M
Communication Services	-1.00%	\$21M
Utilities	-1.00%	(\$1M)
Energy	-3.00%	(\$10M)
Materials	-3.00%	(\$99M)

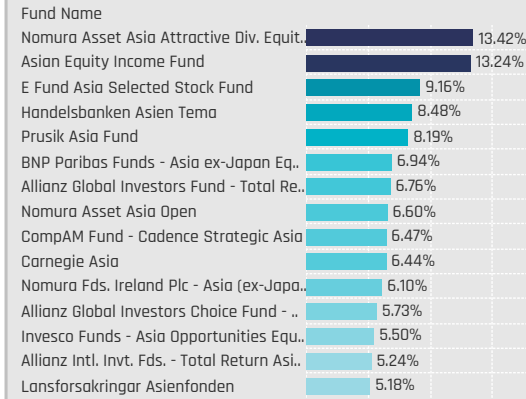
Largest Changes in Fund Country Weight, %

Fund Name	New o..	Sector	Change
Nikko AM Global Umbrella Fund - Asi..		Information Technology	4.74%
JKC Fund - La Francaise JKC Asia E..		Information Technology	4.14%
Fidelity Asia Fund		Information Technology	3.51%
SEB Fund 2 - Asia (ex-Japan) Fund		Information Technology	3.33%
PineBridge Fund Series - Asian Fund	New	Health Care	3.17%
Baillie Gifford Overseas Growth Fun..		Information Technology	3.14%
AB FCP I - Asia (ex-Japan) Equity Pa..		Information Technology	2.97%
BlackRock Global Funds - Asian Drag..		Information Technology	-1.87%
BlackRock Asia Fund		Information Technology	-1.95%
Swedbank Robur Asienfond		Financials	-2.10%
TT International Funds Plc - Asia (ex..		Materials	-2.32%
Value Partners Ireland Fund Plc - As..	Close	Materials	-2.97%
KBC Equity Fund - New Asia		Information Technology	-3.12%
PineBridge Fund Series - Asian Fund		Materials	-3.24%

Largest Fund Level Stock Inflows/Outflows, \$

Fund Name	Stock Name	New..	Flow
Baillie Gifford Overseas Growth Fun..	Samsung Electronics Co...	New	\$105M
Baillie Gifford Overseas Growth Fun..	SK hynix Inc.	New	\$54M
Morgan Stanley Inv. Fds. - Asia Op..	Coupang, Inc. Class A		\$45M
Hermes Inv. Fds. - Asia (ex-Japa..	Krafton, Inc.	New	\$31M
Value Partners High Dividend Stock..	Kia Corp.		\$25M
Hermes Inv. Fds. - Asia (ex-Japa..	Hyundai Mobis Co., Ltd		\$24M
Value Partners High Dividend Stock..	Samsung Electronics Co ..		\$19M
Schroder Asian Growth Fund	NAVER Corp.	Close	(\$17M)
Hermes Inv. Fds. - Asia (ex-Japa..	Hyundai Motor Company	Close	(\$20M)
FTIF SICAV - Asian Growth Fund	Samsung Electronics Co...		(\$23M)
Baillie Gifford Overseas Growth Fun..	Samsung SDI Co., Ltd		(\$29M)
iShares Tr. - MSCI All Country Asia ..	Samsung Electronics Co...		(\$31M)
Fidelity Funds SICAV - Sustainable ..	Hyundai Mobis Co., Ltd	Close	(\$39M)
Hermes Inv. Fds. - Asia (ex-Japa..	POSCO Holdings Inc.	Close	(\$52M)

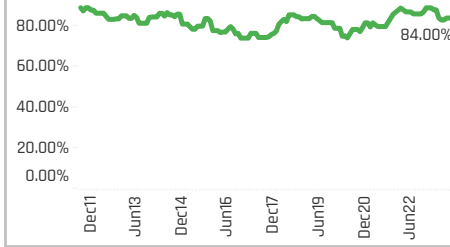
Top Holdings, %



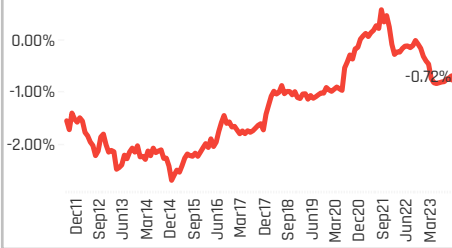
Average Weight: **2.86%**



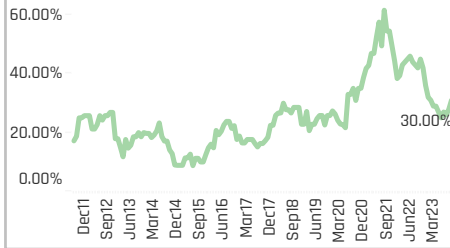
Funds Invested %: **84.00%**



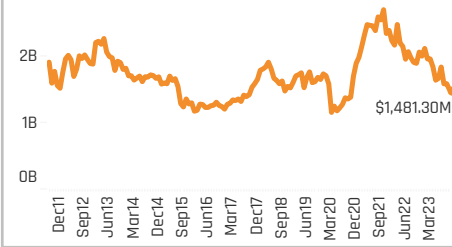
Average Weight vs AAXJ: **-0.72%**



Funds Overweight %: **30.00%**



Combined Fund AUM: **\$1.5B**



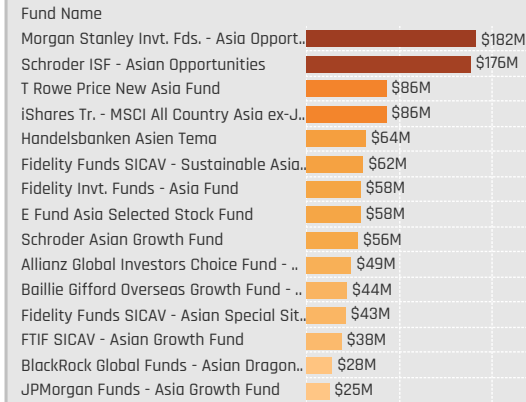
Cumulative Fund Flows: **\$493M**



Aggregate Stock Holdings Data, Ranked by Most Widely Held.

Ticker	Stock Name	Funds Invested %	Average Weight	Vs Benchmark	Fund AUM, \$
D05-SG	DBS Group Holdings Ltd	49.00%	1.07%	0.33%	\$441M
SE-US	Sea Ltd. (Singapore) Sponsor..	44.00%	0.36%	0.13%	\$235M
U11-SG	United Overseas Bank Ltd. (Si..	17.00%	0.27%	-0.17%	\$153M
Q39-SG	Oversea-Chinese Banking Cor..	13.00%	0.25%	-0.29%	\$236M
GRAB-US	Grab Holdings Ltd. (Singapore..	11.00%	0.18%	0.08%	\$211M
Z74-SG	Singapore Telecommunicatio..	9.00%	0.16%	-0.08%	\$65M
S51-SG	Sembcorp Marine Ltd	5.00%	0.06%	0.00%	\$9M
9CI-SG	CapitaLand Investment Limit..	5.00%	0.05%	-0.05%	\$21M
S68-SG	Singapore Exchange Ltd.	4.00%	0.05%	-0.07%	\$8M
S58-SG	SATS Ltd	4.00%	0.03%	0.03%	\$9M
OVB-SG	Sheng Siong Group Ltd.	3.00%	0.05%	0.05%	\$7M
C6L-SG	Singapore Airlines Ltd.	3.00%	0.04%	-0.08%	\$10M
BN4-SG	Keppel Corporation Limited	3.00%	0.06%	-0.07%	\$8M
9658-HK	Super Hi International Holdin..	3.00%	0.01%	0.01%	\$16M
U96-SG	Sembcorp Industries Ltd.	2.00%	0.03%	-0.04%	\$5M

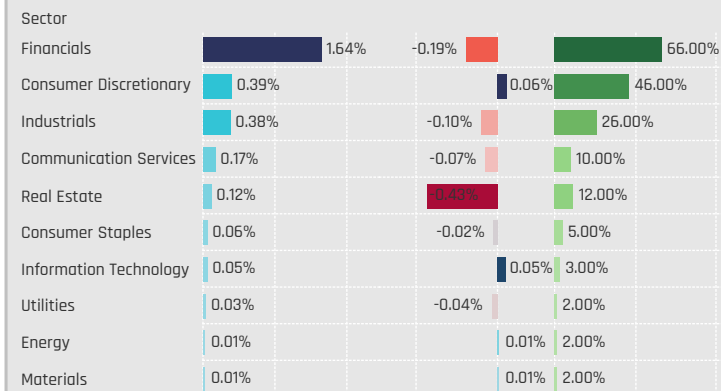
Top Holdings, \$



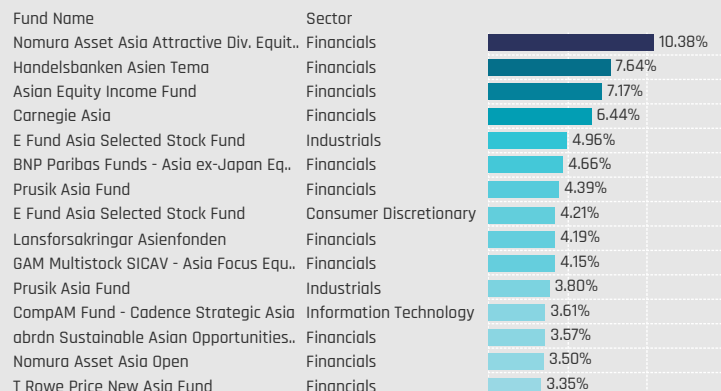
Top Stock Holdings, %

Fund Name	Ticker	Stock Name	Weight (%)
Handelsbanken Asien Tema	D05-SG	DBS Group Holdings L..	5.72%
Nomura Asset Asia Attractive Div. Equit..	D05-SG	DBS Group Holdings L..	5.40%
E Fund Asia Selected Stock Fund	GRAB-US	Grab Holdings Ltd. (Si..	4.96%
BNP Paribas Funds - Asia ex-Japan Eq..	D05-SG	DBS Group Holdings L..	4.66%
Prusik Asia Fund	D05-SG	DBS Group Holdings L..	4.39%
E Fund Asia Selected Stock Fund	SE-US	Sea Ltd. (Singapore) ..	4.21%
Carnegie Asia	D05-SG	DBS Group Holdings L..	4.13%
Nomura Asset Asia Attractive Div. Equit..	U11-SG	United Overseas Bank..	4.10%
Prusik Asia Fund	BN4-SG	Keppel Corporation Li..	3.80%
CompAM Fund - Cadence Strategic Asia	V03-SG	Venture Corporation L..	3.61%
Nomura Asset Asia Open	D05-SG	DBS Group Holdings L..	3.50%
T Rowe Price New Asia Fund	D05-SG	DBS Group Holdings L..	3.35%
T. Rowe Price Funds SICAV - Asian ex-J..	D05-SG	DBS Group Holdings L..	3.26%
Asian Equity Income Fund	OVB-SG	Sheng Siong Group Lt..	3.24%
Morgan Stanley Instl. Fund - Asia Oppa..	GRAB-US	Grab Holdings Ltd. (Si..	3.24%

Aggregate Sector Holdings, %



Top Sector Holdings, %



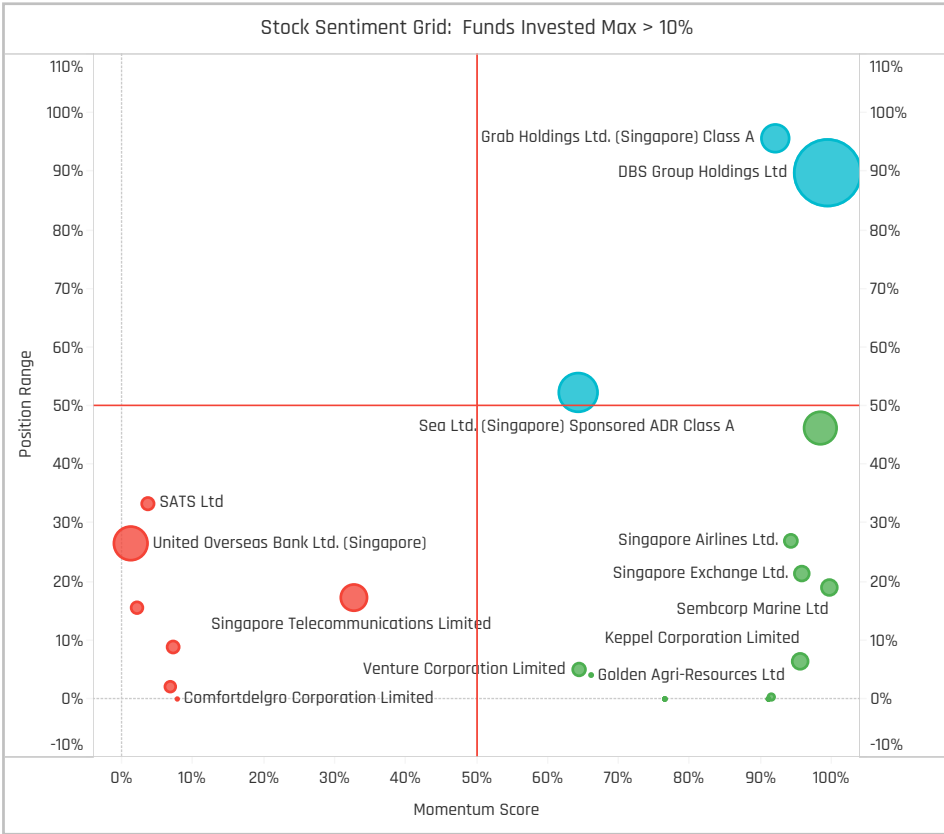
Top Stock Holdings, \$

Fund Name	Ticker	Stock Name	Value (\$)
Schroder ISF - Asian Opportunities	Q39-SG	Oversea-Chinese Bankin..	\$139M
Morgan Stanley Invnt. Fds. - Asia Oppor..	GRAB-US	Grab Holdings Ltd. (Sing..	\$128M
T Rowe Price New Asia Fund	D05-SG	DBS Group Holdings Ltd	\$80M
Fidelity Invnt. Funds - Asia Fund	U11-SG	United Overseas Bank Lt..	\$51M
Fidelity Funds SICAV - Sustainable Asia..	D05-SG	DBS Group Holdings Ltd	\$44M
Handelsbanken Asien Tema	D05-SG	DBS Group Holdings Ltd	\$43M
Morgan Stanley Invnt. Fds. - Asia Oppor..	SE-US	Sea Ltd. (Singapore) Sp..	\$38M
Schroder ISF - Asian Opportunities	SE-US	Sea Ltd. (Singapore) Sp..	\$37M
Baillie Gifford Overseas Growth Fund - ..	SE-US	Sea Ltd. (Singapore) Sp..	\$35M
Schroder Asian Growth Fund	Q39-SG	Oversea-Chinese Bankin..	\$32M
E Fund Asia Selected Stock Fund	GRAB-US	Grab Holdings Ltd. (Sing..	\$31M
Fidelity Funds SICAV - Asian Special Sit..	U11-SG	United Overseas Bank Lt..	\$29M
FTIF SICAV - Asian Growth Fund	D05-SG	DBS Group Holdings Ltd	\$28M
Allianz Global Investors Choice Fund - ..	Z74-SG	Singapore Telecommuni..	\$27M
E Fund Asia Selected Stock Fund	SE-US	Sea Ltd. (Singapore) Sp..	\$27M

Largest Changes in Fund Weight, %

Fund Name	New or C..	Change
Prusik Asia Fund		2.18%
HSBC GIF - Asia (ex-Japan) Equi..		1.79%
GAM Multistock SICAV - Asia Foc..		1.77%
Eastspring Investments - Asian ..		1.71%
BNP Paribas Funds - Asia ex-Ja..		1.44%
Handelsbanken Asien Tema		1.41%
Skandia Asia	New	0.99%
T. Rowe Price Funds SICAV - Asi..		-1.11%
Matthews Asia Funds - Asia (ex-..	Close	-1.18%
E Fund Asia Selected Stock Fund		-1.35%
Syinvest Fjernosten		-1.48%
Baring International Umbrella F..		-1.69%
Allianz Intl. Inv. Fds. - Total Ret..		-2.18%
Value Partners Ireland Fund Plc ..		-4.99%

Ave Wgt Δ	Funds Invested Δ	Fund Flows, \$	Av Wgt vs AAXJ Δ	Funds O/W % Δ
-0.07%	0.00%	(\$47M)	0.11%	3.00%



Aggregate Stock Holdings Changes

Ticker	Stock Name	Funds Invested % Δ	Average Weight Δ	Fund Flows, \$
S51-SG	Sembcorp Marine Ltd	5.00%	0.06%	\$10M
O05-SG	DBS Group Holdings Ltd	4.00%	0.09%	\$52M
O39-SG	Oversea-Chinese Banking Corp..	1.00%	0.04%	(\$9M)
S68-SG	Singapore Exchange Ltd.	1.00%	0.01%	\$1M
HMN-SG	Ascott Residence Trust	1.00%	0.00%	\$0M
BN4-SG	Keppel Corporation Limited	1.00%	0.03%	\$3M
9658-HK	Super Hi International Holding..	1.00%	0.00%	\$17M
C52-SG	Comfortdelgro Corporation Li..	-1.00%	0.00%	(\$1M)
C07-SG	Jardine Cycle & Carriage Limit..	-1.00%	-0.01%	(\$1M)
S58-SG	SATS Ltd	-1.00%	-0.02%	(\$8M)
OVB-SG	Sheng Siong Group Ltd.	-1.00%	-0.01%	(\$1M)
Z74-SG	Singapore Telecommunication..	-1.00%	-0.04%	(\$6M)
C38U-SG	CapitaLand Integrated Comm..	-2.00%	-0.03%	(\$46M)
U11-SG	United Overseas Bank Ltd. (Sin..	-3.00%	-0.04%	(\$81M)

Largest Fund Flows, \$

Fund Name	New or Cl..	Flow
Morgan Stanley Inv. Fds. - Asia..		\$28M
Schroder ISF - Asian Opportunit..		\$9M
HSBC GIF - Asia (ex-Japan) Equi..		\$8M
Handelsbanken Asien Tema		\$7M
BlackRock Global Funds - Asian ..		\$7M
JPMorgan Funds - Asia Growth ..		\$4M
Eastspring Investments - Asian..		\$4M
Matthews Asia Funds - Asia (ex..	Close	(\$6M)
T. Rowe Price Funds SICAV - Asi..		(\$7M)
Fidelity Funds SICAV - Asian Sp..		(\$8M)
Fidelity Funds SICAV - Sustaina..		(\$8M)
Fidelity Inv. Funds - Asia Fund		(\$17M)
iShares Tr. - MSCI All Country A..		(\$23M)
T Rowe Price New Asia Fund		(\$41M)

Largest Fund Level Changes in Stock Weight, %

Fund Name	Stock Name	New ..	Change
AIA Investment Funds - Asia (EX J..	Oversea-Chinese Banking..	New	2.09%
Prusik Asia Fund	Keppel Corporation Limit..		1.78%
Eastspring Investments - Asian M..	Singapore Airlines Ltd.		1.77%
Nomura Fds. Ireland Plc - Asia (ex-..	Keppel Corporation Limit..	New	1.62%
PineBridge Fund Series - Asian Fu..	Sembcorp Marine Ltd	New	1.54%
GAM Multistock SICAV - Asia Focus..	Singapore Exchange Ltd.	New	1.39%
Nikko AM Global Umbrella Fund - A..	Sembcorp Marine Ltd	New	1.38%
T. Rowe Price Funds SICAV - Asian ..	CapitaLand Integrated C..	Close	-1.39%
Nomura Fds. Ireland Plc - Asia (ex-..	DBS Group Holdings Ltd		-1.47%
Value Partners Ireland Fund Plc - ..	Wilmar International Limi..	Close	-1.54%
Value Partners Ireland Fund Plc - ..	Sea Ltd. (Singapore) Spo..		-1.68%
E Fund Asia Selected Stock Fund	Sea Ltd. (Singapore) Spo..		-1.88%
Baring International Umbrella Fun..	Grab Holdings Ltd. (Singa..	Close	-1.93%
AIA Investment Funds - Asia (EX J..	DBS Group Holdings Ltd	Close	-2.19%

Aggregate Country Holding Changes

Sector	Change	Flow
Industrials	0.09%	(\$3M)
Multi	0.00%	0.00%
Materials	0.00%	0.00%
Information Technology	0.00%	0.00%
Health Care	0.00%	0.00%
Financials	0.11%	(\$37M)
Energy	0.00%	0.00%
Consumer Discretionary	-0.14%	\$55M
Communication Services	-1.00%	-0.04%
Utilities	-1.00%	-0.01%
Consumer Staples	-2.00%	-0.02%
Real Estate	-3.00%	-0.05%

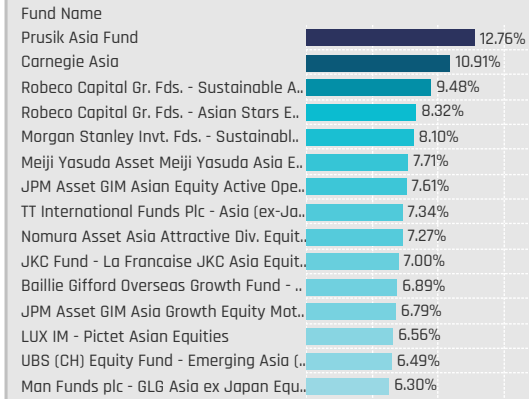
Largest Changes in Fund Country Weight, %

Fund Name	New o..	Sector	Change
Prusik Asia Fund		Industrials	1.78%
GAM Multistock SICAV - Asia Focus ..		Financials	1.77%
Nomura Fds. Ireland Plc - Asia (ex-J..	New	Industrials	1.62%
PineBridge Fund Series - Asian Fund	New	Industrials	1.54%
Handelsbanken Asien Tema		Financials	1.47%
Eastspring Investments - Asian Mul..		Industrials	1.39%
Nikko AM Global Umbrella Fund - Asi..	New	Industrials	1.38%
Lansforsakringar Asienfonden	Close	Communication Services	-1.30%
T Rowe Price New Asia Fund	Close	Real Estate	-1.37%
T. Rowe Price Funds SICAV - Asian e..	Close	Real Estate	-1.39%
Nomura Fds. Ireland Plc - Asia (ex-J..		Financials	-1.47%
Value Partners Ireland Fund Plc - As..	Close	Consumer Staples	-1.54%
Value Partners Ireland Fund Plc - As..		Consumer Discretionary	-1.68%
E Fund Asia Selected Stock Fund		Consumer Discretionary	-1.88%

Largest Fund Level Stock Inflows/Outflows, \$

Fund Name	Stock Name	New..	Flow
Fidelity Funds SICAV - Sustainable ..	DBS Group Holdings Ltd	New	\$48M
Morgan Stanley Inv. Fds. - Asia Op..	Super Hi International Ho..	New	\$18M
Fidelity Funds SICAV - Asian Equity..	DBS Group Holdings Ltd	New	\$14M
Schroder ISF - Asian Opportunities	Sea Ltd. (Singapore) Spo..		\$9M
BlackRock Global Funds - Asian Gro..	Sea Ltd. (Singapore) Spo..	New	\$8M
Handelsbanken Asien Tema	DBS Group Holdings Ltd		\$7M
Morgan Stanley Inv. Fds. - Asia Op..	Grab Holdings Ltd. (Singa..		\$7M
Fidelity Funds SICAV - Asian Specia..	United Overseas Bank Lt..		(\$8M)
Schroder Asian Growth Fund	Oversea-Chinese Banking..		(\$10M)
Fidelity Funds SICAV - Sustainable ..	Grab Holdings Ltd. (Singa..		(\$12M)
Fidelity Funds SICAV - Asian Equity..	United Overseas Bank Lt..	Close	(\$12M)
Fidelity Inv. Funds - Asia Fund	United Overseas Bank Lt..		(\$17M)
T Rowe Price New Asia Fund	CapitaLand Integrated C..	Close	(\$37M)
Fidelity Funds SICAV - Sustainable ..	United Overseas Bank Lt..	Close	(\$44M)

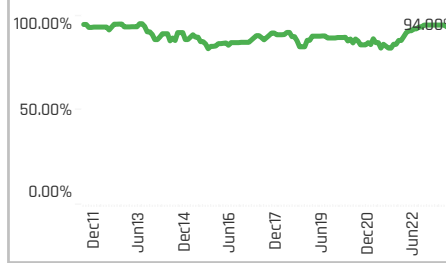
Top Holdings, %



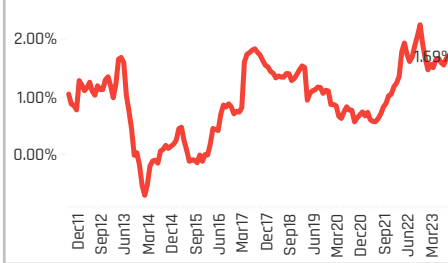
Average Weight: 3.86%



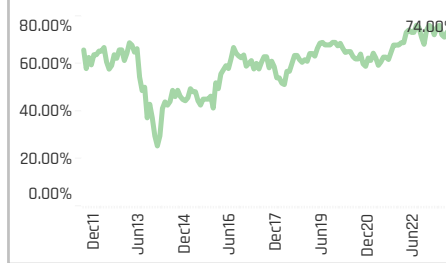
Funds Invested %: 94.00%



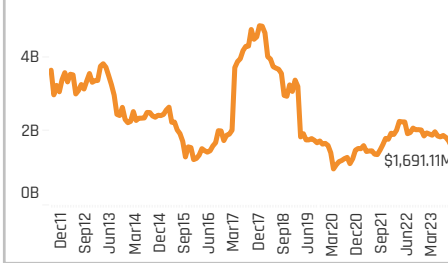
Average Weight vs AAXJ: 1.69%



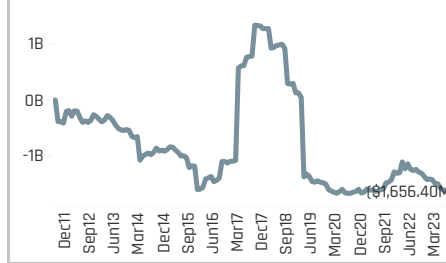
Funds Overweight %: 74.00%



Combined Fund AUM: \$1.7B



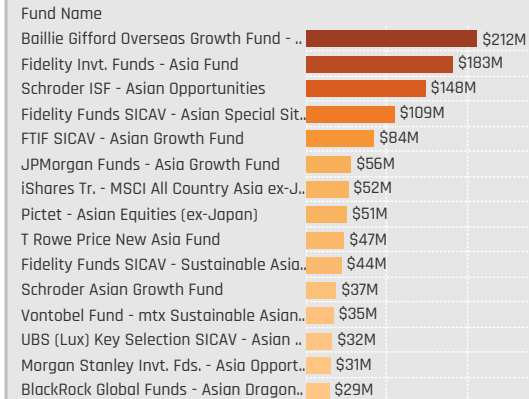
Cumulative Fund Flows: (\$1,656M)



Aggregate Stock Holdings Data, Ranked by Most Widely Held.

Ticker	Stock Name	Funds Invested %	Average Weight	Vs Benchmark	Fund AUM, \$
BBCA-ID	PT Bank Central Asia Tbk	52.00%	1.18%	0.63%	\$496M
BBRI-ID	PT Bank Rakyat Indonesia (Pe..	35.00%	0.80%	0.40%	\$330M
BMRI-ID	PT Bank Mandiri (Persero) Tbk	32.00%	0.61%	0.37%	\$437M
TLKM-ID	PT Telkom Indonesia (Persero..	15.00%	0.19%	-0.02%	\$35M
BBNI-ID	PT Bank Negara Indonesia (Pe..	13.00%	0.20%	0.12%	\$45M
CMRY-ID	PT Cisarua Mountain Dairy Tbk	12.00%	0.10%	0.10%	\$16M
AVIA-ID	PT Avia Avian Tbk	11.00%	0.05%	0.05%	\$71M
AMRT-ID	PT Sumber Alfaria Trijaya	10.00%	0.10%	0.05%	\$31M
ASII-ID	PT Astra International Tbk	6.00%	0.05%	-0.07%	\$45M
UNVR-ID	PT Unilever Indonesia Tbk	5.00%	0.02%	-0.01%	\$5M
PWON-ID	PT Pakuwon Jati Tbk	4.00%	0.02%	0.02%	\$7M
MDKA-ID	PT Merdeka Copper Gold Tbk	4.00%	0.05%	0.02%	\$60M
INTP-ID	PT Indocement Tunggal Praka..	4.00%	0.03%	0.03%	\$3M
INCO-ID	PT Vale Indonesia Tbk	4.00%	0.03%	0.02%	\$3M
SMGR-ID	PT Semen Indonesia (Persero)..	3.00%	0.03%	0.00%	\$30M

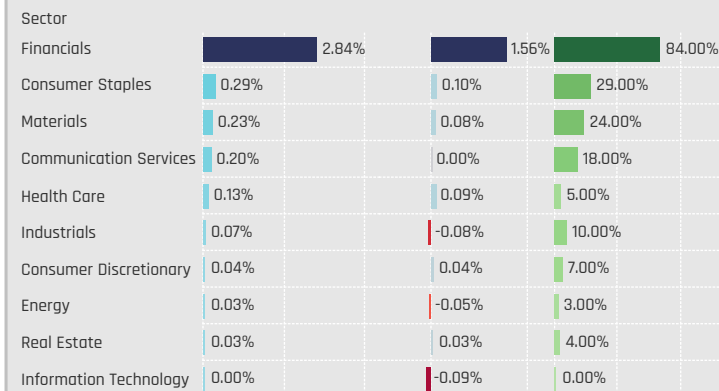
Top Holdings, \$



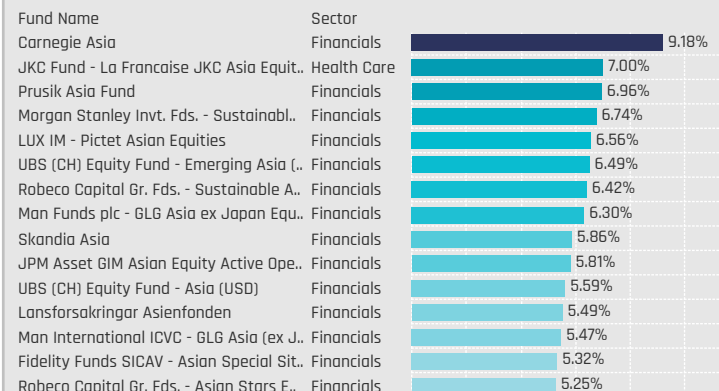
Top Stock Holdings, %

Fund Name	Ticker	Stock Name	Percentage
Robeco Capital Gr. Fds. - Sustainable A..	BBRI-ID	PT Bank Rakyat Indon..	6.42%
JKC Fund - La Francaise JKC Asia Equit..	HEAL-ID	PT Medikaloka Hermin..	5.26%
Robeco Capital Gr. Fds. - Asian Stars E..	BBRI-ID	PT Bank Mandiri (Pers..	5.25%
Nordea Asian Stars Fund	BBRI-ID	PT Bank Rakyat Indon..	4.13%
BlackRock Global Funds - Asian Growth..	BBCA-ID	PT Bank Central Asia T..	4.08%
Carnegie Asia	BBCA-ID	PT Bank Central Asia T..	4.02%
Nordea 1 - Asian Stars Equity Fund	BBRI-ID	PT Bank Rakyat Indon..	3.98%
Eastspring Investments - Asian Dynam..	BBNI-ID	PT Bank Negara Indon..	3.88%
Man Funds plc - GLG Asia ex Japan Equ..	BMRI-ID	PT Bank Mandiri (Pers..	3.71%
LUX IM - Pictet Asian Equities	BBRI-ID	PT Bank Rakyat Indon..	3.71%
Sydivest Fjernosten	BBCA-ID	PT Bank Central Asia T..	3.51%
HSBC GIF - Asia (ex-Japan) Equity	BBRI-ID	PT Bank Rakyat Indon..	3.37%
Nomura Asset Asia Attractive Div. Equit..	BBRI-ID	PT Bank Rakyat Indon..	3.37%
JPM Asset GIM Asian Equity Active Ope..	BBCA-ID	PT Bank Central Asia T..	3.36%
UBS (CH) Equity Fund - Emerging Asia (..	BMRI-ID	PT Bank Mandiri (Pers..	3.35%

Aggregate Sector Holdings, %



Top Sector Holdings, %



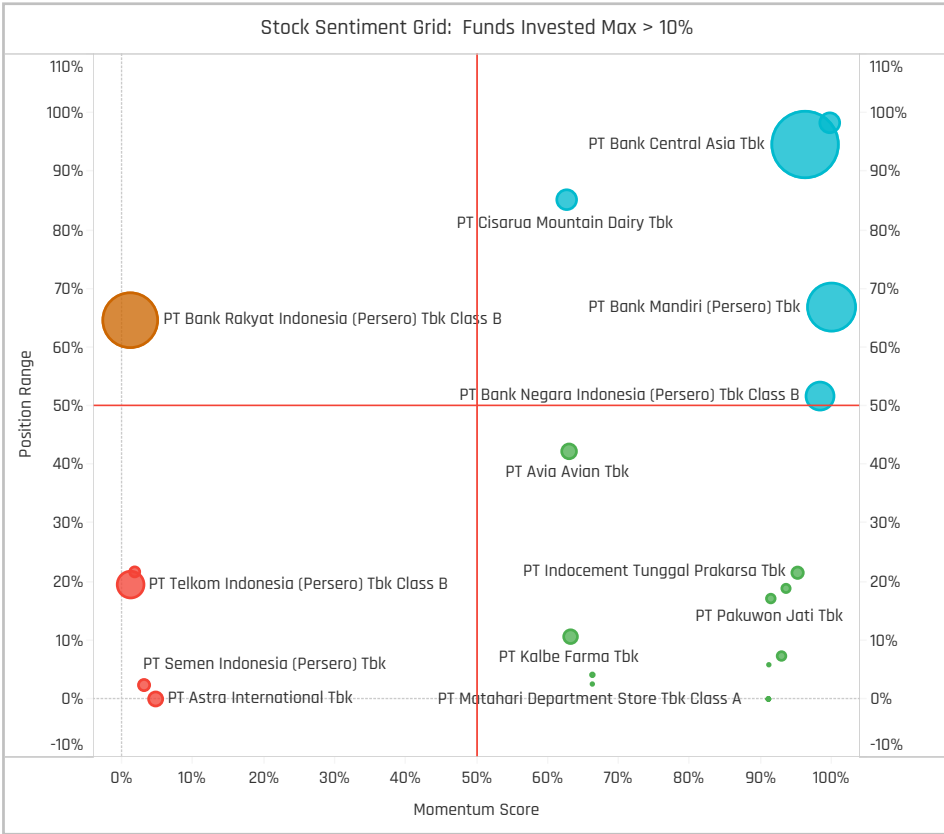
Top Stock Holdings, \$

Fund Name	Ticker	Stock Name	Value
Schroder ISF - Asian Opportunities	BMRI-ID	PT Bank Mandiri (Perser..	\$148M
Fidelity Invnt. Funds - Asia Fund	BBCA-ID	PT Bank Central Asia Tbk	\$83M
Baillie Gifford Overseas Growth Fund - ..	BBRI-ID	PT Bank Rakyat Indonesi..	\$69M
Baillie Gifford Overseas Growth Fund - ..	MDKA-ID	PT Merdeka Copper Gold..	\$56M
Baillie Gifford Overseas Growth Fund - ..	BMRI-ID	PT Bank Mandiri (Perser..	\$53M
Fidelity Funds SICAV - Asian Special Sit..	BBCA-ID	PT Bank Central Asia Tbk	\$51M
T Rowe Price New Asia Fund	BBCA-ID	PT Bank Central Asia Tbk	\$47M
Fidelity Invnt. Funds - Asia Fund	BBRI-ID	PT Bank Rakyat Indonesi..	\$45M
Fidelity Invnt. Funds - Asia Fund	BMRI-ID	PT Bank Mandiri (Perser..	\$40M
Schroder Asian Growth Fund	BMRI-ID	PT Bank Mandiri (Perser..	\$37M
FTIF SICAV - Asian Growth Fund	BBCA-ID	PT Bank Central Asia Tbk	\$36M
Baillie Gifford Overseas Growth Fund - ..	ASII-ID	PT Astra International T..	\$34M
Fidelity Funds SICAV - Sustainable Asia..	BBCA-ID	PT Bank Central Asia Tbk	\$32M
Morgan Stanley Invnt. Fds. - Asia Opport..	AVIA-ID	PT Avia Avian Tbk	\$31M
JPMorgan Funds - Asia Growth Fund	BBCA-ID	PT Bank Central Asia Tbk	\$29M

Largest Changes in Fund Weight, %

Fund Name	New or C..	Change
T Rowe Price Asia Opportunities ..		3.43%
T. Rowe Price Funds SICAV - Asi..		3.24%
T. Rowe Price Fds. OEIC - Asian O..		3.23%
LUX IM - Pictet Asian Equities		1.73%
Sydivest Fjernosten		1.53%
JKC Fund - La Francaise JKC Asi..		1.21%
FTIF SICAV - Asian Growth Fund		1.02%
Morgan Stanley Inv. Fds. - Sust..		-1.25%
BL - Equities Asia		-1.27%
BNP Paribas Funds - Asia ex-Ja.. Close		-1.47%
C Worldwide - Asia		-1.52%
Baillie Gifford Overseas Growth ..		-1.78%
JPMorgan Funds - Asia Growth ..		-1.79%
Value Partners Ireland Fund Plc ..		-5.65%

Ave Wgt Δ	Funds Invested Δ	Fund Flows, \$	Av Wgt vs AAXJ Δ	Funds O/W % Δ
-0.11%	-1.00%	(\$114M)	0.02%	2.00%



Aggregate Stock Holdings Changes

Ticker	Stock Name	Funds Invested % Δ	Average Weight Δ	Fund Flows, \$
BMRI-ID	PT Bank Mandiri (Persero) Tbk	7.00%	0.15%	\$22M
AMRT-ID	PT Sumber Alfaria Trijaya	5.00%	0.07%	\$20M
BBNI-ID	PT Bank Negara Indonesia (Per..	2.00%	0.02%	\$3M
AKRA-ID	PT AKR Corporindo Tbk	2.00%	0.00%	\$0M
BBCA-ID	PT Bank Central Asia Tbk	1.00%	0.00%	(\$28M)
INTP-ID	PT Indocement Tunggal Prakar..	1.00%	0.00%	\$2M
MBMA-ID	PT Merdeka Battery Materials ..	1.00%	0.01%	\$0M
ASII-ID	PT Astra International Tbk	-1.00%	-0.03%	(\$1M)
MDKA-ID	PT Merdeka Copper Gold Tbk	-2.00%	-0.02%	\$1M
SMGR-ID	PT Semen Indonesia (Persero) ..	-2.00%	-0.01%	(\$6M)
ANTM-ID	PT Aneka Tambang Tbk	-2.00%	-0.03%	(\$4M)
TLKM-ID	PT Telkom Indonesia (Persero) ..	-2.00%	-0.04%	(\$21M)
UNVR-ID	PT Unilever Indonesia Tbk	-3.00%	-0.02%	(\$19M)
BBRI-ID	PT Bank Rakyat Indonesia (Per..	-4.00%	-0.12%	(\$56M)

Largest Fund Flows, \$

Fund Name	New or Cl..	Flow
FTIF SICAV - Asian Growth Fund		\$15M
T. Rowe Price Funds SICAV - Asi..		\$6M
UBS (Lux) Key Selection SICAV ..		\$3M
Value Partners High Dividend S..		\$3M
LUX IM - Pictet Asian Equities		\$3M
Sydivest Fjernosten		\$3M
T Rowe Price Asia Opportunitie..		\$3M
C Worldwide - Asia		(\$9M)
T Rowe Price New Asia Fund		(\$11M)
iShares Tr. - MSCI All Country A..		(\$13M)
Fidelity Funds SICAV - Sustaina..		(\$16M)
JPMorgan Funds - Asia Growth ..		(\$17M)
Baillie Gifford Overseas Growth ..		(\$17M)
Fidelity Inv. Funds - Asia Fund		(\$34M)

Largest Fund Level Changes in Stock Weight, %

Fund Name	Stock Name	New ..	Change
LUX IM - Pictet Asian Equities	PT Bank Mandiri (Persero..	New	2.85%
GAM Multistock SICAV - Asia Focus..	PT Bank Central Asia Tbk	New	1.99%
T Rowe Price Asia Opportunities F..	PT Sumber Alfaria Trijaya	New	1.74%
T. Rowe Price Funds SICAV - Asian ..	PT Sumber Alfaria Trijaya	New	1.69%
T. Rowe Price Fds. OEIC - Asian Op..	PT Sumber Alfaria Trijaya	New	1.68%
Sydivest Fjernosten	PT Bank Central Asia Tbk		1.65%
JKC Fund - La Francaise JKC Asia ..	PT Medikaloka Hermina T..		1.39%
Value Partners Ireland Fund Plc ..	PT Aneka Tambang Tbk	Close	-1.17%
JPMorgan Funds - Asia Growth Fu..	PT Telkom Indonesia (Per..	Close	-1.25%
Value Partners Ireland Fund Plc ..	PT Ciputra Development ..	Close	-1.40%
Value Partners Ireland Fund Plc ..	PT Astra International Tbk	Close	-1.45%
BNP Paribas Funds - Asia ex-Japa..	PT Bank Rakyat Indonesi..	Close	-1.47%
Value Partners Ireland Fund Plc ..	PT Mitra Adiperkasa Tbk	Close	-2.79%
GAM Multistock SICAV - Asia Focus..	PT Bank Rakyat Indonesi..	Close	-2.79%

Aggregate Country Holding Changes

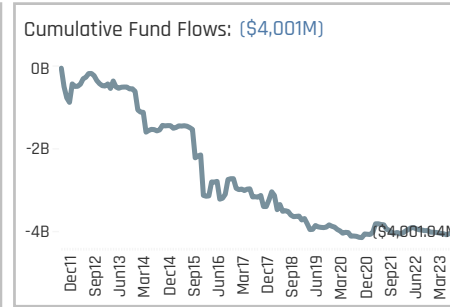
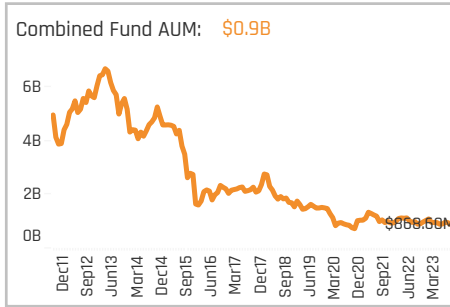
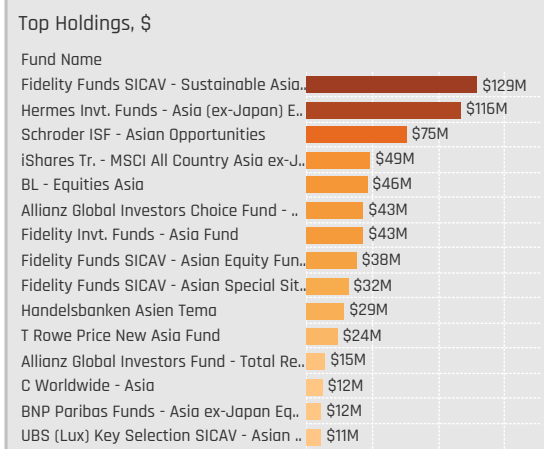
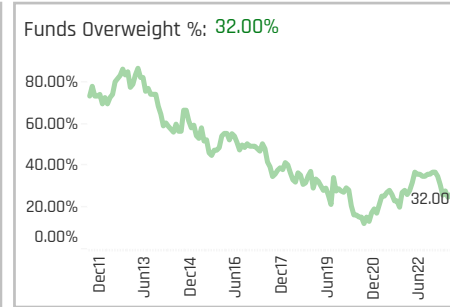
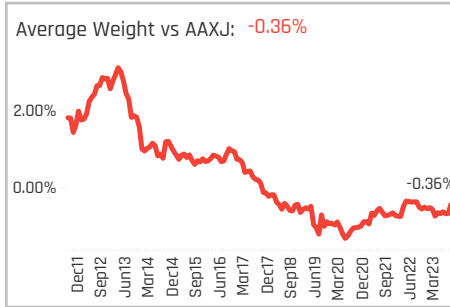
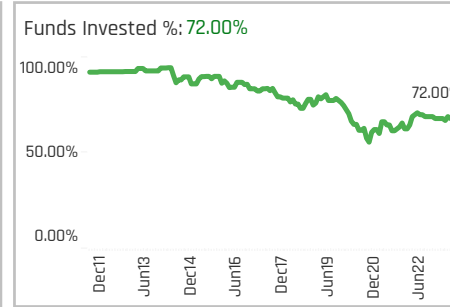
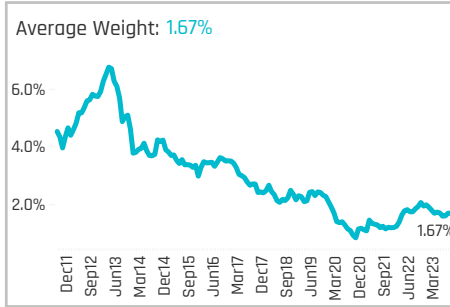
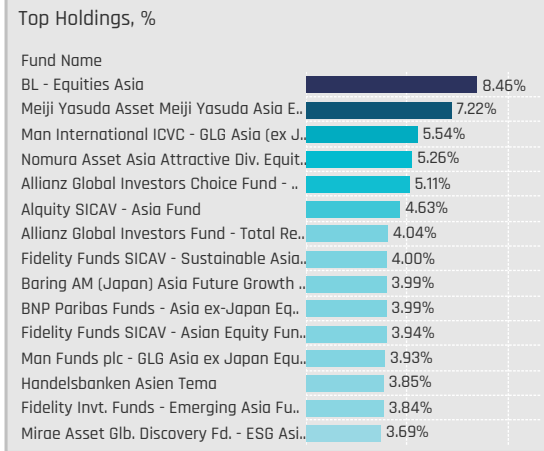
Sector	Change	Flow
Consumer Staples	2.00%	\$1M
Industrials	1.00%	\$0M
Utilities	0.00%	
Multi	0.00%	
Information Technology	0.00%	\$3M
Financials	0.00%	(\$63M)
Energy	0.00%	\$1M
Consumer Discretionary	0.00%	\$1M
Communication Services	0.00%	(\$26M)
Health Care	-1.00%	(\$2M)
Real Estate	-1.00%	(\$1M)
Materials	-3.00%	(\$29M)

Largest Changes in Fund Country Weight, %

Fund Name	New o..	Sector	Change
T Rowe Price Asia Opportunities Fun..	New	Consumer Staples	1.74%
LUX IM - Pictet Asian Equities		Financials	1.73%
T Rowe Price Asia Opportunities Fun..		Financials	1.69%
T. Rowe Price Funds SICAV - Asian O..	New	Consumer Staples	1.69%
T. Rowe Price Fds. OEIC - Asian Oppo..	New	Consumer Staples	1.68%
Sydivest Fjernosten		Financials	1.65%
T. Rowe Price Funds SICAV - Asian O..		Financials	1.56%
Baillie Gifford Overseas Growth Fun..		Materials	-1.25%
JPMorgan Funds - Asia Growth Fund	Close	Communication Services	-1.25%
C Worldwide - Asia		Financials	-1.37%
Value Partners Ireland Fund Plc - As..	Close	Real Estate	-1.40%
Value Partners Ireland Fund Plc - As..		Industrials	-1.44%
BNP Paribas Funds - Asia ex-Japan ..	Close	Financials	-1.47%
Value Partners Ireland Fund Plc - As..		Consumer Discretionary	-2.50%

Largest Fund Level Stock Inflows/Outflows, \$

Fund Name	Stock Name	New..	Flow
FTIF SICAV - Asian Growth Fund	PT Sumber Alfaria Trijaya		\$15M
LUX IM - Pictet Asian Equities	PT Bank Mandiri (Persero..	New	\$8M
Value Partners High Dividend Stock..	PT Bank Negara Indonesi..	New	\$5M
Value Partners High Dividend Stock..	PT Bank Mandiri (Persero..	New	\$5M
Sydivest Fjernosten	PT Bank Central Asia Tbk		\$3M
UBS (Lux) Key Selection SICAV - Asi..	PT Bank Mandiri (Persero..		\$3M
T. Rowe Price Funds SICAV - Asian ..	PT Sumber Alfaria Trijaya	New	\$3M
LUX IM - Pictet Asian Equities	PT Bank Rakyat Indonesi..		(\$5M)
Fidelity Inv. Funds - Asia Fund	PT Bank Rakyat Indonesi..		(\$11M)
T Rowe Price New Asia Fund	PT Unilever Indonesia Tbk	Close	(\$12M)
JPMorgan Funds - Asia Growth Fund	PT Telkom Indonesia (Per..	Close	(\$13M)
Fidelity Funds SICAV - Sustainable ..	PT Bank Rakyat Indonesi..	Close	(\$15M)
Fidelity Inv. Funds - Asia Fund	PT Bank Central Asia Tbk		(\$21M)
Baillie Gifford Overseas Growth Fun..	PT Vale Indonesia Tbk	Close	(\$22M)

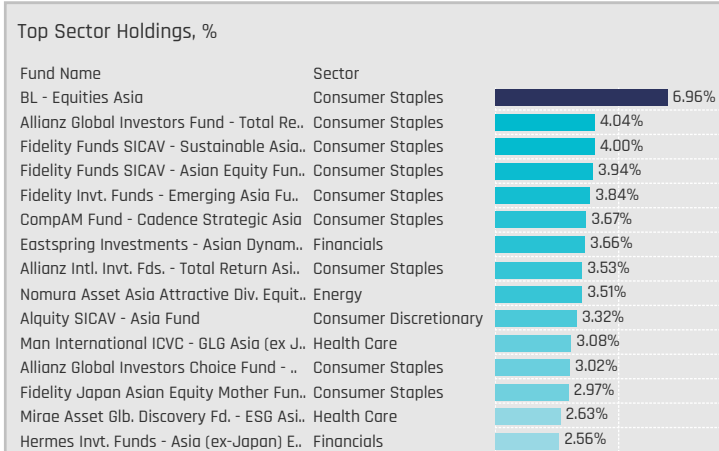
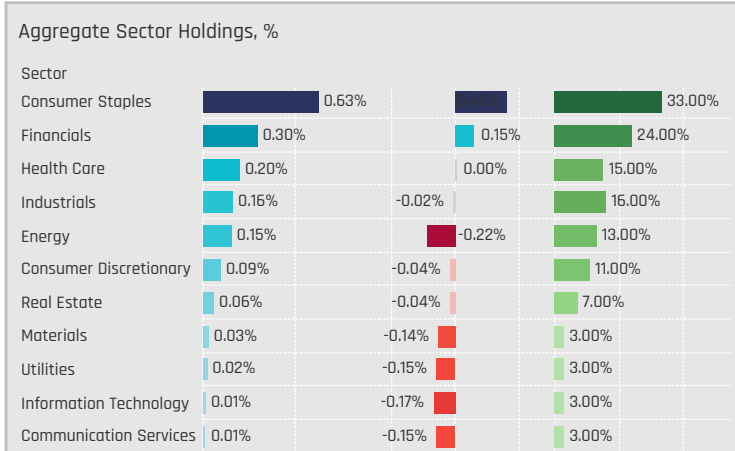


Aggregate Stock Holdings Data, Ranked by Most Widely Held.

Ticker	Stock Name	Funds Invested %	Average Weight	Vs Benchmark	Fund AUM, \$
CPALL-TH	CP All Public Co. Ltd.	22.00%	0.36%	0.21%	\$265M
AOT-TH	Airports of Thailand Public Co...	15.00%	0.16%	0.03%	\$42M
BDMS-TH	Bangkok Dusit Medical Serv...	14.00%	0.17%	0.03%	\$29M
Y92-SG	Thai Beverage Public Co., Ltd.	12.00%	0.22%	0.22%	\$113M
BBL-TH	Bangkok Bank Public Compan..	11.00%	0.16%	0.16%	\$113M
PTTEP-TH	PTT Exploration & Production ..	9.00%	0.10%	0.00%	\$25M
KBANK-TH	Kasikornbank Public Co. Ltd.	8.00%	0.09%	0.05%	\$98M
TISCO-TH	TISCO Financial Group Public ..	5.00%	0.04%	0.04%	\$6M
MINT-TH	Minor International Public Co...	5.00%	0.04%	0.00%	\$12M
CPN-TH	Central Pattana Public Co. Ltd.	4.00%	0.04%	-0.03%	\$10M
BH-TH	Bumrungrad Hospital Public C..	4.00%	0.03%	-0.03%	\$8M
CRC.F-TH	Central Retail Corp. PCL(Alien ..	3.00%	0.02%	0.02%	\$4M
TOP-TH	Thai Oil Public Co. Ltd.	2.00%	0.01%	-0.02%	\$1M
TLI-TH	Thai Life Insurance Public Co. ..	2.00%	0.00%	0.00%	\$2M
SNPN.F-TH	Srinanaporn Marketing Public...	2.00%	0.01%	0.01%	\$1M

Top Stock Holdings, %

Fund Name	Ticker	Stock Name	Weight
Allianz Global Investors Fund - Total Re..	CPALL-TH	CP All Public Co. Ltd.	4.04%
CompAM Fund - Cadence Strategic Asia	Y92-SG	Thai Beverage Public ..	3.67%
Eastspring Investments - Asian Dynam..	BBL-TH	Bangkok Bank Public ..	3.65%
Allianz Intl. Inv. Fds. - Total Return Asi..	CPALL-TH	CP All Public Co. Ltd.	3.53%
BL - Equities Asia	Y92-SG	Thai Beverage Public ..	3.45%
Man International ICVC - GLG Asia (ex J..	BDMS-TH	Bangkok Dusit Medica..	3.08%
Allianz Global Investors Choice Fund - ..	CPALL-TH	CP All Public Co. Ltd.	3.02%
Nomura Asset Asia Attractive Div. Equit..	PTT-TH	PTT Public Co., Ltd.	2.71%
Mirae Asset Glob. Discovery Fd. - ESG Asi..	BDMS-TH	Bangkok Dusit Medica..	2.63%
Hermes Inv. Funds - Asia (ex-Japan) E..	BBL-TH	Bangkok Bank Public ..	2.56%
Asian Equity Income Fund	Y92-SG	Thai Beverage Public ..	2.51%
Man International ICVC - GLG Asia (ex J..	Y92-SG	Thai Beverage Public ..	2.46%
Fidelity Funds SICAV - Sustainable Asia..	CPALL-TH	CP All Public Co. Ltd.	2.38%
Fidelity Inv. Funds - Emerging Asia Fu..	CPALL-TH	CP All Public Co. Ltd.	2.36%
Fidelity Funds SICAV - Asian Equity Fun..	CPALL-TH	CP All Public Co. Ltd.	2.35%



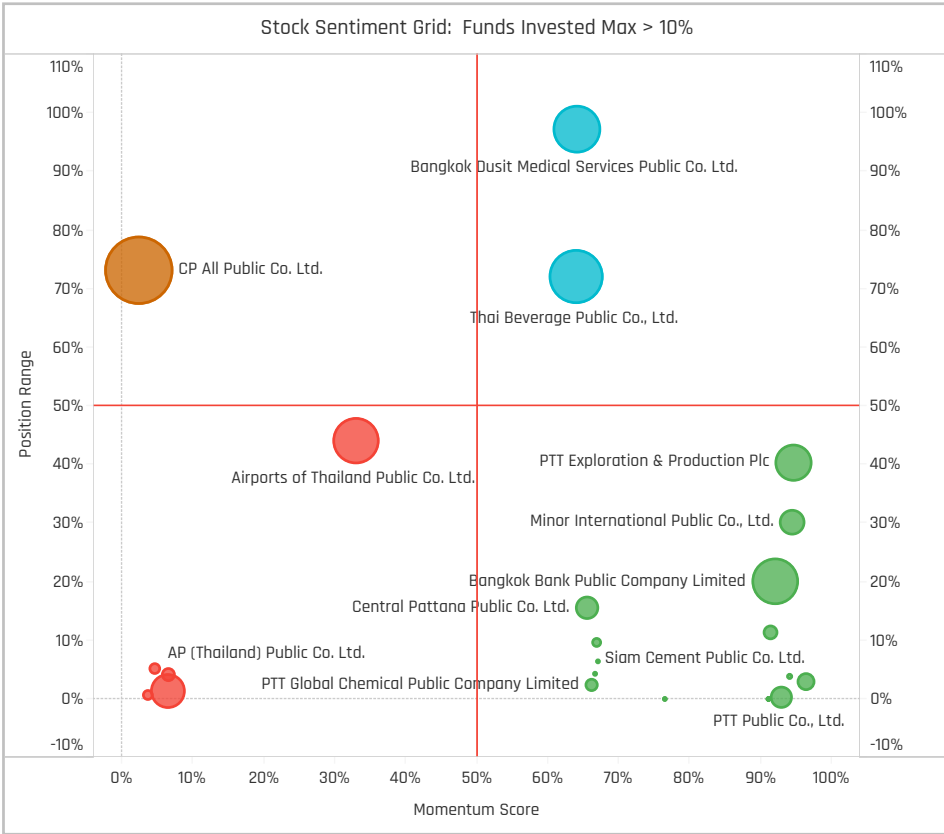
Top Stock Holdings, \$

Fund Name	Ticker	Stock Name	Value
Hermes Inv. Funds - Asia (ex-Japan) E..	BBL-TH	Bangkok Bank Public Co..	\$82M
Fidelity Funds SICAV - Sustainable Asia..	CPALL-TH	CP All Public Co. Ltd.	\$77M
Schroder ISF - Asian Opportunities	KBANK-TH	Kasikornbank Public Co. ..	\$75M
Fidelity Funds SICAV - Sustainable Asia..	Y92-SG	Thai Beverage Public Co...	\$52M
Fidelity Inv. Funds - Asia Fund	CPALL-TH	CP All Public Co. Ltd.	\$43M
Hermes Inv. Funds - Asia (ex-Japan) E..	AP-TH	AP (Thailand) Public Co. ..	\$35M
Allianz Global Investors Choice Fund - ..	CPALL-TH	CP All Public Co. Ltd.	\$26M
Fidelity Funds SICAV - Asian Special Sit..	CPALL-TH	CP All Public Co. Ltd.	\$25M
T Rowe Price New Asia Fund	SCC-TH	Siam Cement Public Co. ..	\$24M
Fidelity Funds SICAV - Asian Equity Fun..	CPALL-TH	CP All Public Co. Ltd.	\$23M
BL - Equities Asia	Y92-SG	Thai Beverage Public Co...	\$19M
Allianz Global Investors Choice Fund - ..	KBANK-TH	Kasikornbank Public Co. ..	\$18M
Fidelity Funds SICAV - Asian Equity Fun..	Y92-SG	Thai Beverage Public Co...	\$16M
Allianz Global Investors Fund - Total Re..	CPALL-TH	CP All Public Co. Ltd.	\$15M
BL - Equities Asia	CPALL-TH	CP All Public Co. Ltd.	\$13M

Largest Changes in Fund Weight, %

Fund Name	New or C..	Change
BNP Paribas Funds - Asia ex-Ja..		2.62%
Sydinvest Fjernosten		1.95%
AB FCP I - Asia (ex-Japan) Equit..	New	1.77%
Eastspring Investments - Asian ..		1.29%
Nordea 1 - Asian Stars Equity Fu..	New	1.04%
C Worldwide - Asia		0.77%
BL - Equities Asia		0.75%
Carnegie Asia	Close	-0.98%
Allianz Intl. Invnt. Fds. - Total Ret..		-1.02%
Prusik Asia Fund		-1.11%
abrdn Sustainable Asian Oppart..		-1.37%
JPMorgan (Taiwan) Asia Fund	Close	-1.52%
LO Funds - Asia High Conviction		-1.77%
Value Partners Ireland Fund Plc ..		-2.54%

Ave Wgt Δ	Funds Invested Δ	Fund Flows, \$	Av Wgt vs AAXJ Δ	Funds O/W % Δ
-0.06%	3.00%	\$54M	0.28%	7.00%



Aggregate Stock Holdings Changes

Ticker	Stock Name	Funds Invested % Δ	Average Weight Δ	Fund Flows, \$
TLI-TH	Thai Life Insurance Public Co. L..	2.00%	0.00%	\$3M
SNNP.F-TH	Srinanaporn Marketing Public ..	2.00%	0.01%	\$1M
BH-TH	Bumrungrad Hospital Public Co..	2.00%	0.01%	\$3M
CRC.F-TH	Central Retail Corp. PCL(Alien ..	2.00%	0.01%	\$2M
TISCO-TH	TISCO Financial Group Public Co..	1.00%	0.01%	\$2M
MINT-TH	Minor International Public Co., ..	1.00%	0.00%	\$1M
WHA-TH	WHA Corporation Public Comp..	1.00%	0.01%	\$3M
IVL-TH	Indorama Ventures Public Co. ..	-1.00%	0.00%	(\$1M)
CRC.R-TH	Central Retail Corporation Pub..	-1.00%	-0.01%	(\$4M)
AP-TH	AP (Thailand) Public Co. Ltd.	-1.00%	-0.01%	\$4M
CPALL-TH	CP All Public Co. Ltd.	-1.00%	-0.09%	(\$38M)
AOT-TH	Airports of Thailand Public Co. ..	-1.00%	-0.02%	(\$5M)
SPALI-TH	Supalai Public Co., Ltd.	-2.00%	0.00%	\$0M
LH-TH	Land & Houses Public Co., Ltd.	-2.00%	-0.01%	(\$1M)

Largest Fund Flows, \$

Fund Name	New or Cl..	Flow
Hermes Invnt. Funds - Asia (ex-J..		\$20M
BL - Equities Asia		\$10M
Fidelity Funds SICAV - Sustaina..		\$10M
Pictet - Asian Equities (ex-Japa..	New	\$8M
BNP Paribas Funds - Asia ex-Ja..		\$7M
Fidelity Funds SICAV - Asian Sp..		\$7M
C Worldwide - Asia		\$7M
Matthews Asia Funds - Asia (ex..		(\$2M)
JPMorgan (Taiwan) Asia Fund	Close	(\$2M)
BlackRock Global Funds - Asian ..		(\$2M)
Swedbank Robur Asienfond		(\$3M)
LO Funds - Asia High Conviction		(\$10M)
Fidelity Invnt. Funds - Asia Fund		(\$10M)
iShares Tr. - MSCI All Country A..		(\$17M)

Largest Fund Level Changes in Stock Weight, %

Fund Name	Stock Name	New ..	Change
AB FCP I - Asia (ex-Japan) Equity ..	Bangkok Bank Public Co.,	New	1.31%
BNP Paribas Funds - Asia ex-Japa..	WHA Corporation Public ..	New	1.30%
BNP Paribas Funds - Asia ex-Japa..	Bangkok Dusit Medical S..	New	1.21%
BL - Equities Asia	Osotspa Public Co. Ltd.	New	1.20%
Nordea 1 - Asian Stars Equity Fund	Central Retail Corp. PCL..	New	1.04%
C Worldwide - Asia	Airports of Thailand Publi..	New	1.00%
BL - Equities Asia	TOA Paint (Thailand) Publ..	New	1.00%
Value Partners Ireland Fund Plc ..	PTT Global Chemical Publi..	Close	-1.02%
Natixis Intl. Fds. (Lux) I - Natixis As..	CP All Public Co. Ltd.	Close	-1.07%
BL - Equities Asia	CP All Public Co. Ltd.		-1.11%
Prusik Asia Fund	Kasikornbank Public Co. L..		-1.11%
abrdn Sustainable Asian Oppartun..	Kasikornbank Public Co. L..	Close	-1.18%
Value Partners Ireland Fund Plc ..	AP (Thailand) Public Co. L..	Close	-1.20%
JPMorgan (Taiwan) Asia Fund	Airports of Thailand Publi..	Close	-1.52%

Aggregate Country Holding Changes

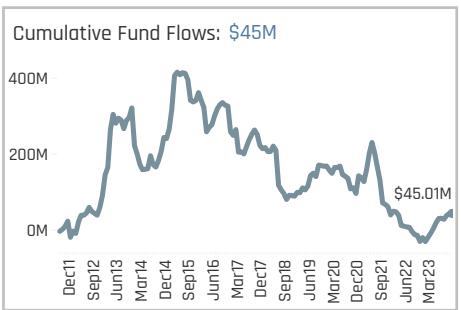
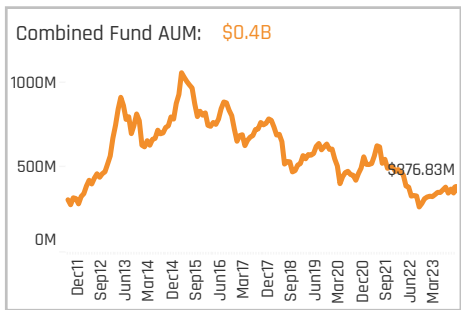
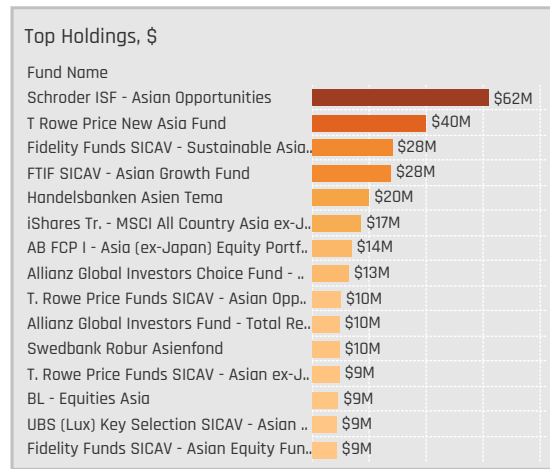
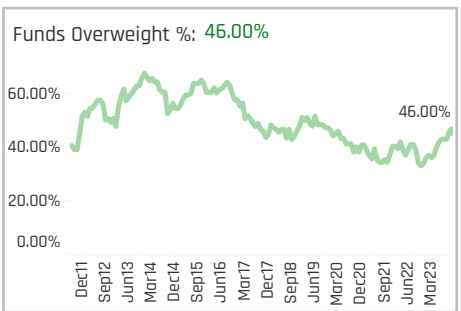
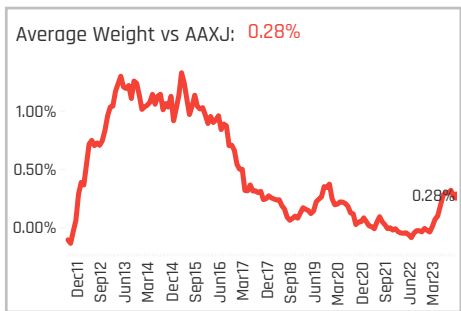
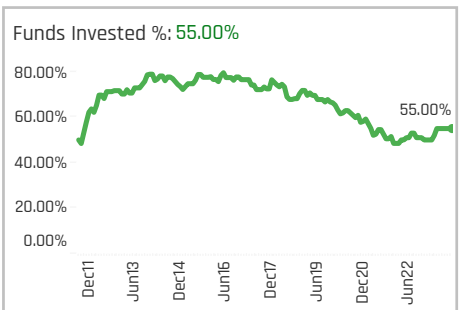
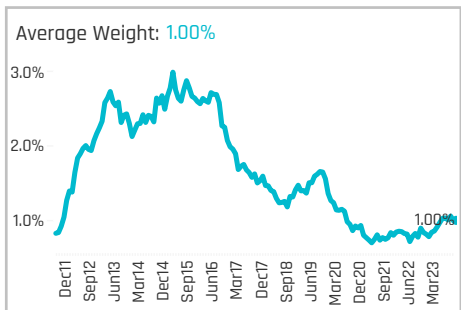
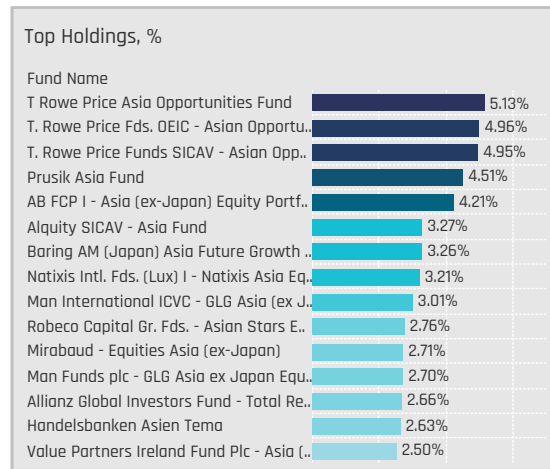
Sector	Change	Flow
Energy	0.02%	\$3M
Information Technology	0.01%	(\$1M)
Consumer Staples	-0.02%	(\$11M)
Materials	0.02%	\$37M
Communication Services	0.00%	\$1M
Consumer Discretionary	0.00%	\$3M
Health Care	0.00%	\$4M
Financials	-0.02%	\$22M
Utilities	0.00%	(\$1M)
Real Estate	-1.00%	\$1M
Industrials	-0.03%	(\$5M)

Largest Changes in Fund Country Weight, %

Fund Name	New o..	Sector	Change
AB FCP I - Asia (ex-Japan) Equity Pa..	New	Financials	1.31%
BNP Paribas Funds - Asia ex-Japan ..	New	Real Estate	1.30%
BNP Paribas Funds - Asia ex-Japan ..	New	Health Care	1.21%
Nordea 1 - Asian Stars Equity Fund	New	Consumer Discretionary	1.04%
C Worldwide - Asia	New	Industrials	1.00%
BL - Equities Asia	New	Materials	1.00%
T Rowe Price New Asia Fund	New	Materials	0.99%
Allianz Intl. Invnt. Fds. - Total Return ..		Consumer Staples	-1.02%
Value Partners Ireland Fund Plc - As..	Close	Energy	-1.02%
Natixis Intl. Fds. (Lux) I - Natixis Asia..	Close	Consumer Staples	-1.07%
Prusik Asia Fund		Financials	-1.11%
abrdn Sustainable Asian Opportunit..	Close	Financials	-1.18%
Value Partners Ireland Fund Plc - As..	Close	Consumer Discretionary	-1.20%
JPMorgan (Taiwan) Asia Fund	Close	Industrials	-1.52%

Largest Fund Level Stock Inflows/Outflows, \$

Fund Name	Stock Name	New..	Flow
T Rowe Price New Asia Fund	Siam Cement Public Co. ...	New	\$26M
Hermes Invnt. Funds - Asia (ex-Japa..	Bangkok Bank Public Co.,		\$16M
Pictet - Asian Equities (ex-Japan)	Thai Beverage Public Co., ..	New	\$8M
C Worldwide - Asia	Airports of Thailand Publi..	New	\$8M
Fidelity Funds SICAV - Asian Specia..	i-Tail Corporation Public ..	New	\$7M
BL - Equities Asia	Osotspa Public Co. Ltd.	New	\$7M
BL - Equities Asia	TOA Paint (Thailand) Publ..	New	\$7M
BL - Equities Asia	CP All Public Co. Ltd.		(\$4M)
Swedbank Robur Asienfond	Central Retail Corporatio..	Close	(\$4M)
LO Funds - Asia High Conviction	CP All Public Co. Ltd.		(\$4M)
T. Rowe Price Funds SICAV - Asian ..	CP All Public Co. Ltd.	Close	(\$5M)
LO Funds - Asia High Conviction	Airports of Thailand Publi..		(\$6M)
Fidelity Invnt. Funds - Asia Fund	CP All Public Co. Ltd.		(\$8M)
T Rowe Price New Asia Fund	CP All Public Co. Ltd.	Close	(\$25M)

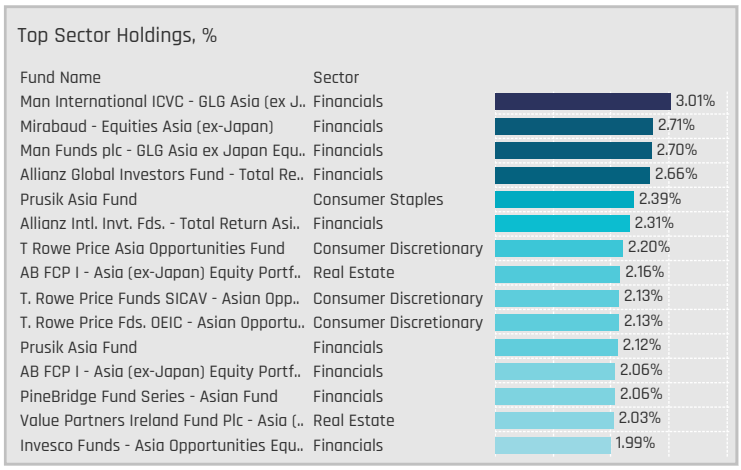
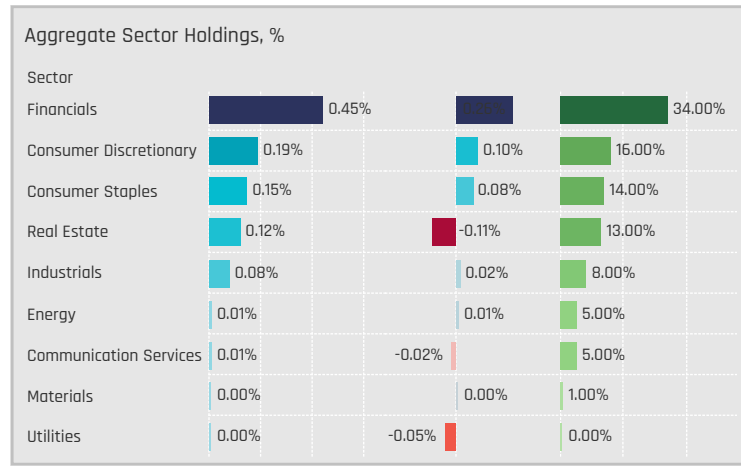


Aggregate Stock Holdings Data, Ranked by Most Widely Held.

Ticker	Stock Name	Funds Invested %	Average Weight	Vs Benchmark	Fund AUM, \$
BDO-PH	BDO Unibank, Inc.	19.00%	0.23%	0.12%	\$42M
BPI-PH	Bank of the Philippine Islands	16.00%	0.19%	0.14%	\$80M
ALI-PH	Ayala Land Inc.	9.00%	0.08%	0.01%	\$100M
JFC-PH	Jollibee Foods Corp.	8.00%	0.11%	0.07%	\$16M
ICT-PH	International Container Termi..	7.00%	0.07%	0.00%	\$7M
URC-PH	Universal Robina Corp.	6.00%	0.08%	0.05%	\$36M
SM-PH	SM Investments Corporation	6.00%	0.06%	0.00%	\$37M
ACEN-PH	AC Energy Corp.	5.00%	0.01%	0.01%	\$11M
SEVN-PH	Philippine Seven Corporation	4.00%	0.04%	0.04%	\$5M
SMPH-PH	SM Prime Holdings, Inc.	3.00%	0.01%	-0.09%	\$8M
CNVRG-PH	Converge Information & Com..	3.00%	0.01%	0.01%	\$10M
RFM-PH	RFM Corp.	2.00%	0.00%	0.00%	\$5M
MBT-PH	Metropolitan Bank & Trust Co.	2.00%	0.02%	-0.01%	\$6M
GLO-PH	Globe Telecom Inc.	2.00%	0.00%	0.00%	\$1M
BLOOM-PH	Bloomerry Resorts Corporati..	2.00%	0.02%	0.02%	\$3M

Top Stock Holdings, %

Fund Name	Ticker	Stock Name	Weight (%)
Man International ICVC - GLG Asia (ex J..	BDO-PH	BDO Unibank, Inc.	3.01%
Mirabaud - Equities Asia (ex-Japan)	BDO-PH	BDO Unibank, Inc.	2.71%
Man Funds plc - GLG Asia ex Japan Equ..	BDO-PH	BDO Unibank, Inc.	2.70%
Allianz Global Investors Fund - Total Re..	BPI-PH	Bank of the Philippine..	2.66%
Prusik Asia Fund	URC-PH	Universal Robina Corp.	2.39%
Allianz Intl. Inv. Fds. - Total Return Asi..	BPI-PH	Bank of the Philippine..	2.31%
T Rowe Price Asia Opportunities Fund	JFC-PH	Jollibee Foods Corp.	2.20%
T. Rowe Price Funds SICAV - Asian Opp..	JFC-PH	Jollibee Foods Corp.	2.13%
T. Rowe Price Fds. OEIC - Asian Opportu..	JFC-PH	Jollibee Foods Corp.	2.13%
Prusik Asia Fund	BPI-PH	Bank of the Philippine..	2.12%
PineBridge Fund Series - Asian Fund	BDO-PH	BDO Unibank, Inc.	2.06%
Robeco Capital Gr. Fds. - Sustainable A..	BPI-PH	Bank of the Philippine..	1.98%
Alquity SICAV - Asia Fund	SM-PH	SM Investments Corp..	1.95%
Robeco Capital Gr. Fds. - Asian Stars E..	BPI-PH	Bank of the Philippine..	1.94%
Baring AM (Japan) Asia Future Growth ..	ICT-PH	International Contain..	1.82%



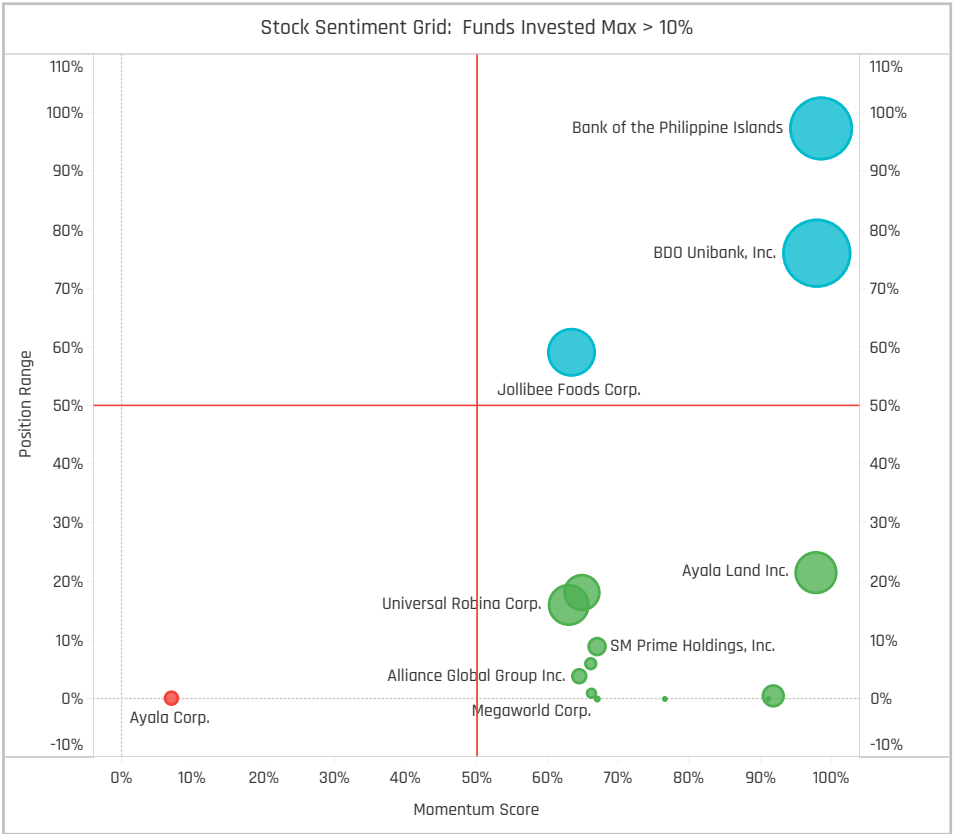
Top Stock Holdings, \$

Fund Name	Ticker	Stock Name	Value (\$)
Schroder ISF - Asian Opportunities	ALI-PH	Ayala Land Inc.	\$62M
FTIF SICAV - Asian Growth Fund	SM-PH	SM Investments Corpora..	\$28M
Fidelity Funds SICAV - Sustainable Asia..	BPI-PH	Bank of the Philippine Is..	\$20M
T Rowe Price New Asia Fund	URC-PH	Universal Robina Corp.	\$19M
Allianz Global Investors Choice Fund - ..	BPI-PH	Bank of the Philippine Is..	\$13M
Allianz Global Investors Fund - Total Re..	BPI-PH	Bank of the Philippine Is..	\$10M
T Rowe Price New Asia Fund	ALI-PH	Ayala Land Inc.	\$10M
UBS (Lux) Key Selection SICAV - Asian ..	BPI-PH	Bank of the Philippine Is..	\$9M
Handelsbanken Asien Tema	ALI-PH	Ayala Land Inc.	\$9M
BL - Equities Asia	URC-PH	Universal Robina Corp.	\$8M
Fidelity Funds SICAV - Sustainable Asia..	ACEN-PH	AC Energy Corp.	\$8M
T Rowe Price New Asia Fund	BPI-PH	Bank of the Philippine Is..	\$7M
Value Partners High Dividend Stocks F..	BDO-PH	BDO Unibank, Inc.	\$7M
Fidelity Funds SICAV - Asian Equity Fun..	BPI-PH	Bank of the Philippine Is..	\$6M
Swedbank Robur Asienfond	BDO-PH	BDO Unibank, Inc.	\$6M

Largest Changes in Fund Weight, %

Fund Name	New or C..	Change
PineBridge Fund Series - Asian ..	New	2.06%
LO Funds - Asia High Conviction		1.40%
Natixis Intl. Fds. (Lux) I - Natixis ..		1.23%
Value Partners Ireland Fund Plc ..		1.05%
Mirabaud - Equities Asia (ex-Ja..		1.01%
Fidelity Funds SICAV - Asian Equ..		0.74%
Fidelity Inv. Funds - Emerging A..		0.73%
BL - Equities Asia		-0.40%
Robeco Capital Gr. Fds. - Asian S..		-0.45%
T. Rowe Price Fds. OEIC - Asian O..		-0.48%
Nikko AM Global Umbrella Fund ..	Close	-0.84%
Baring International Umbrella F..		-0.91%
Carnegie Asia		-1.45%
Invesco Funds - Asia Opportuniti..		-1.88%

Ave Wgt Δ	Funds Invested Δ	Fund Flows, \$	Av Wgt vs AAXJ Δ	Funds O/W % Δ
0.03%	0.00%	\$25M	0.08%	6.00%



Aggregate Stock Holdings Changes

Ticker	Stock Name	Funds Invested % Δ	Average Weight Δ	Fund Flows, \$
BPI-PH	Bank of the Philippine Islands	3.00%	0.02%	\$23M
BDO-PH	BDO Unibank, Inc.	2.00%	0.04%	\$1M
ALI-PH	Ayala Land Inc.	2.00%	0.03%	\$9M
RLC-PH	Robinsons Land Corp.	1.00%	0.01%	\$0M
X-PH	Xurpas Inc	0.00%	0.00%	
WLCOM-PH	Wilcon Depot, Inc.	0.00%	0.00%	\$0M
VLL-PH	Vista Land & Lifescapes, Inc.	0.00%	0.00%	
AEV-PH	Aboitiz Equity Ventures Inc.	0.00%	0.00%	\$0M
ABSP-PH	ABS-CBN Holdings Corporation..	0.00%	0.00%	
ABS-PH	ABS-CBN Corporation	0.00%	0.00%	
NIKL-PH	Nickel Asia Corp.	-1.00%	0.00%	(\$1M)
MWC-PH	Manila Water Co. Inc.	-1.00%	0.00%	\$0M
AC-PH	Ayala Corp.	-1.00%	-0.01%	(\$1M)
ACEN-PH	AC Energy Corp.	-3.00%	-0.01%	\$5M

Largest Fund Flows, \$

Fund Name	New or Cl..	Flow
Fidelity Funds SICAV - Sustaina..		\$26M
Fidelity Funds SICAV - Asian Equ..		\$8M
Schroder ISF - Asian Opportunit..		\$7M
BlackRock Global Funds - Asian ..		\$4M
UBS (Lux) Key Selection SICAV ..		\$4M
LO Funds - Asia High Conviction		\$4M
PineBridge Fund Series - Asian ..	New	\$3M
Schroder Asian Growth Fund		(\$1M)
T. Rowe Price Funds SICAV - Asi..		(\$2M)
Handelsbanken Asien Tema		(\$3M)
T Rowe Price New Asia Fund		(\$4M)
AB FCP I - Asia (ex-Japan) Equi..		(\$4M)
iShares Tr. - MSCI All Country A..		(\$6M)
Invesco Funds - Asia Opportuniti..		(\$6M)

Largest Fund Level Changes in Stock Weight, %

Fund Name	Stock Name	New ..	Change
PineBridge Fund Series - Asian Fu..	BDO Unibank, Inc.	New	2.06%
Natixis Intl. Fds. (Lux) I - Natixis As..	International Container T..	New	1.67%
LO Funds - Asia High Conviction	Ayala Land Inc.	New	1.01%
Mirabaud - Equities Asia (ex-Japan)	BDO Unibank, Inc.		1.01%
AB FCP I - Asia (ex-Japan) Equity ..	Ayala Land Inc.		0.83%
Value Partners Ireland Fund Plc - ..	Ayala Land Inc.	New	0.72%
BlackRock Global Funds - Asian Gr..	Jollibee Foods Corp.		0.72%
Invesco Funds - Asia Opportuniti..	Bank of the Philippine Isl..		-0.61%
Value Partners Ireland Fund Plc - ..	Ayala Corp.		-0.64%
Carnegie Asia	Universal Robina Corp.		-0.66%
Baring International Umbrella Fun..	International Container T..	Close	-0.78%
Carnegie Asia	Jollibee Foods Corp.		-0.79%
Nikko AM Global Umbrella Fund - A..	AC Energy Corp.	Close	-0.84%
Invesco Funds - Asia Opportuniti..	BDO Unibank, Inc.		-1.21%

Aggregate Country Holding Changes

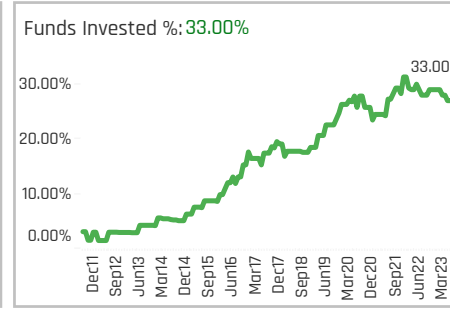
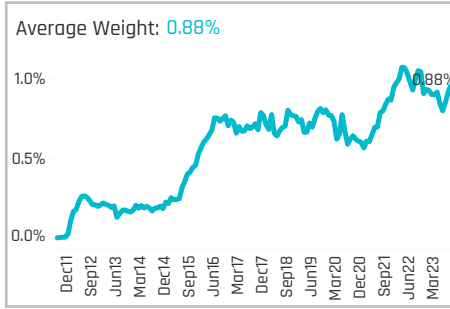
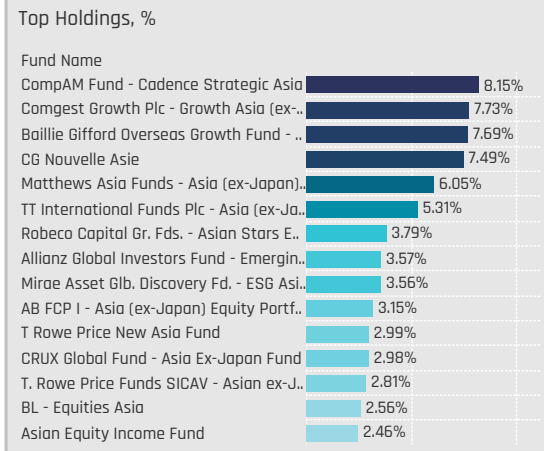
Sector	Change	Flow
Financials	5.00%	\$24M
Real Estate	1.00%	\$6M
Multi	0.00%	
Information Technology	0.00%	
Industrials	0.00%	(\$1M)
Consumer Staples	0.00%	(\$3M)
Consumer Discretionary	0.00%	\$0M
Communication Services	0.00%	(\$6M)
Utilities	-1.00%	(\$1M)
Materials	-1.00%	(\$1M)
Energy	-3.00%	\$5M

Largest Changes in Fund Country Weight, %

Fund Name	New o..	Sector	Change
PineBridge Fund Series - Asian Fund	New	Financials	2.06%
Natixis Intl. Fds. (Lux) I - Natixis Asia..	New	Industrials	1.67%
LO Funds - Asia High Conviction	New	Real Estate	1.01%
Mirabaud - Equities Asia (ex-Japan)		Financials	1.01%
BlackRock Global Funds - Asian Gro..		Consumer Discretionary	0.72%
Fidelity Funds SICAV - Asian Equity ..	New	Financials	0.64%
Fidelity Funds SICAV - Sustainable ..	New	Financials	0.63%
Prusik Asia Fund		Consumer Staples	-0.47%
Robeco Capital Gr. Fds. - Asian Star..		Real Estate	-0.48%
Carnegie Asia		Consumer Staples	-0.66%
Baring International Umbrella Fund ..	Close	Industrials	-0.78%
Carnegie Asia		Consumer Discretionary	-0.79%
Nikko AM Global Umbrella Fund - Asi..	Close	Energy	-0.84%
Invesco Funds - Asia Opportuniti..		Financials	-1.82%

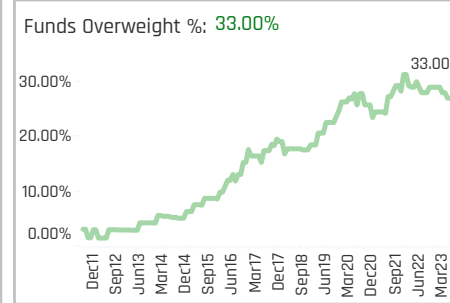
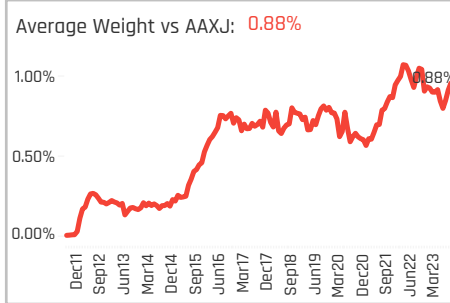
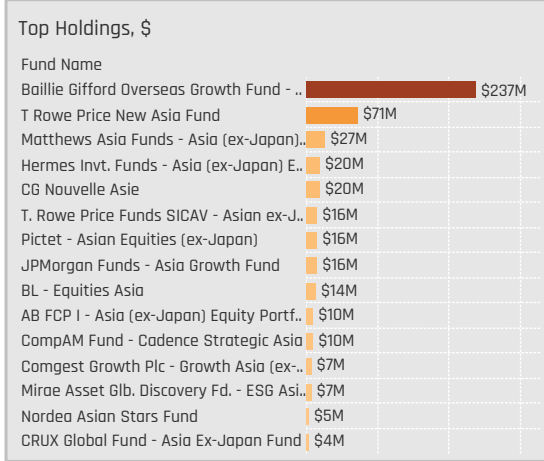
Largest Fund Level Stock Inflows/Outflows, \$

Fund Name	Stock Name	New..	Flow
Fidelity Funds SICAV - Sustainable ..	Bank of the Philippine Isl..	New	\$21M
Schroder ISF - Asian Opportuniti..	Ayala Land Inc.		\$7M
Fidelity Funds SICAV - Asian Equity..	Bank of the Philippine Isl..	New	\$7M
Fidelity Funds SICAV - Sustainable ..	AC Energy Corp.		\$4M
BlackRock Global Funds - Asian Gro..	Jollibee Foods Corp.		\$4M
UBS (Lux) Key Selection SICAV - Asi..	Bank of the Philippine Isl..		\$4M
PineBridge Fund Series - Asian Fund	BDO Unibank, Inc.	New	\$3M
T. Rowe Price Funds SICAV - Asian ..	Jollibee Foods Corp.		(\$1M)
Schroder Asian Growth Fund	Converge Information & ..		(\$1M)
Invesco Funds - Asia Opportuniti..	Bank of the Philippine Isl..		(\$2M)
T Rowe Price New Asia Fund	Bank of the Philippine Isl..		(\$3M)
AB FCP I - Asia (ex-Japan) Equity P..	Bank of the Philippine Isl..		(\$3M)
Handelsbanken Asien Tema	Globe Telecom Inc.		(\$3M)
Invesco Funds - Asia Opportuniti..	BDO Unibank, Inc.		(\$4M)



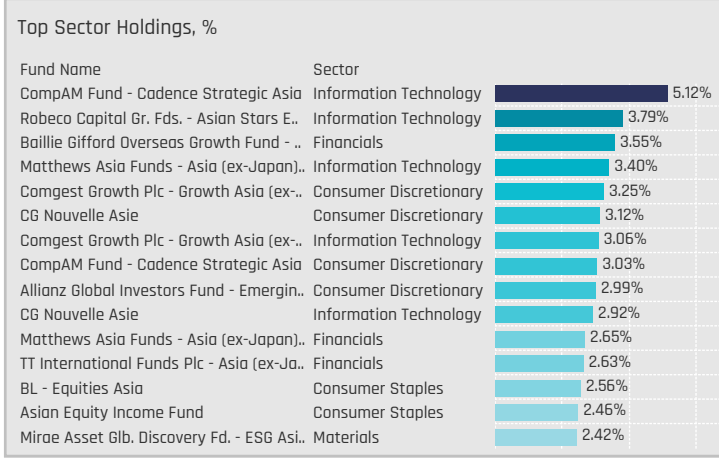
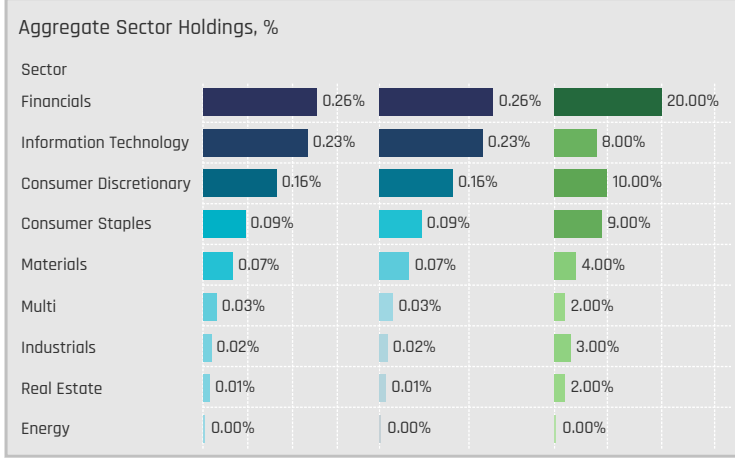
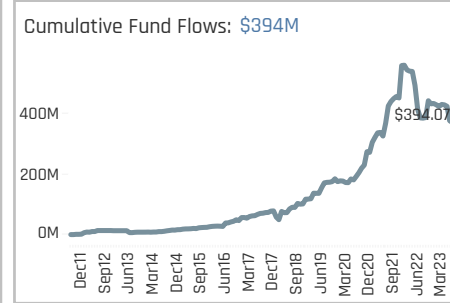
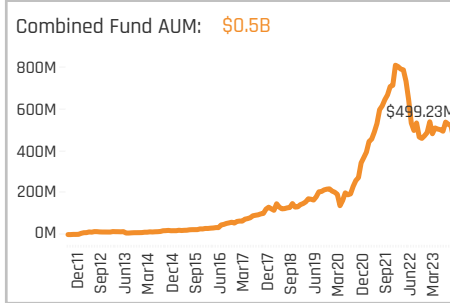
Aggregate Stock Holdings Data, Ranked by Most Widely Held.

Ticker	Stock Name	Funds Invested %	Average Weight	Vs Benchmark	Fund AUM, \$
TCB-VN	Vietnam Technological & Com..	8.00%	0.05%	0.05%	\$14M
FPT-VN	FPT Corp.	8.00%	0.23%	0.23%	\$40M
MWG-VN	Mobile World Investment Corp	7.00%	0.13%	0.13%	\$27M
ACB-VN	Asia Commercial Joint Stock ..	7.00%	0.07%	0.07%	\$27M
VNM-VN	Vietnam Dairy Products Corp.	6.00%	0.09%	0.09%	\$40M
VCB-VN	Joint Stock Commercial Bank ..	5.00%	0.04%	0.04%	\$52M
MBB-VN	Military Commercial Joint Sta..	4.00%	0.05%	0.05%	\$41M
HPG-VN	Hoa Phat Group JSC	4.00%	0.06%	0.06%	\$82M
VHM-VN	Vinhomes JSC	2.00%	0.01%	0.01%	\$6M
VEIL-GB	Vietnam Enterprise Investme..	2.00%	0.03%	0.03%	\$64M
PNJ-VN	Phu Nhuan Jewelry JSC	2.00%	0.02%	0.02%	\$3M
HDB-VN	Ho Chi Minh City Developmen..	2.00%	0.03%	0.03%	\$53M
GMD-VN	GEMADEPT Corp.	2.00%	0.01%	0.01%	\$2M
VPB-VN	Vietnam Prosperity Joint-Sto..	1.00%	0.00%	0.00%	\$11M
VHC-VN	Vinh Hoan Corp	1.00%	0.00%	0.00%	\$11M



Top Stock Holdings, %

Fund Name	Ticker	Stock Name	Percentage
CompAM Fund - Cadence Strategic Asia	FPT-VN	FPT Corp.	5.12%
Robeco Capital Gr. Fds. - Asian Stars E..	FPT-VN	FPT Corp.	3.79%
Matthews Asia Funds - Asia (ex-Japan)..	FPT-VN	FPT Corp.	3.40%
Comgest Growth Plc - Growth Asia (ex-..)	MWG-VN	Mobile World Investm..	3.25%
CG Nouvelle Asie	MWG-VN	Mobile World Investm..	3.12%
Comgest Growth Plc - Growth Asia (ex-..)	FPT-VN	FPT Corp.	3.06%
CompAM Fund - Cadence Strategic Asia	MWG-VN	Mobile World Investm..	3.03%
Allianz Global Investors Fund - Emergin..	MWG-VN	Mobile World Investm..	2.99%
CG Nouvelle Asie	FPT-VN	FPT Corp.	2.92%
Matthews Asia Funds - Asia (ex-Japan)..	ACB-VN	Asia Commercial Joint..	2.65%
BL - Equities Asia	VNM-VN	Vietnam Dairy Product..	2.56%
Asian Equity Income Fund	VNM-VN	Vietnam Dairy Product..	2.46%
Mirae Asset Glb. Discovery Fd. - ESG Asi..	HPG-VN	Hoa Phat Group JSC	2.42%
Baillie Gifford Overseas Growth Fund - ..	VEIL-GB	Vietnam Enterprise In..	2.02%
AB FCP I - Asia (ex-Japan) Equity Partf..	FPT-VN	FPT Corp.	1.87%



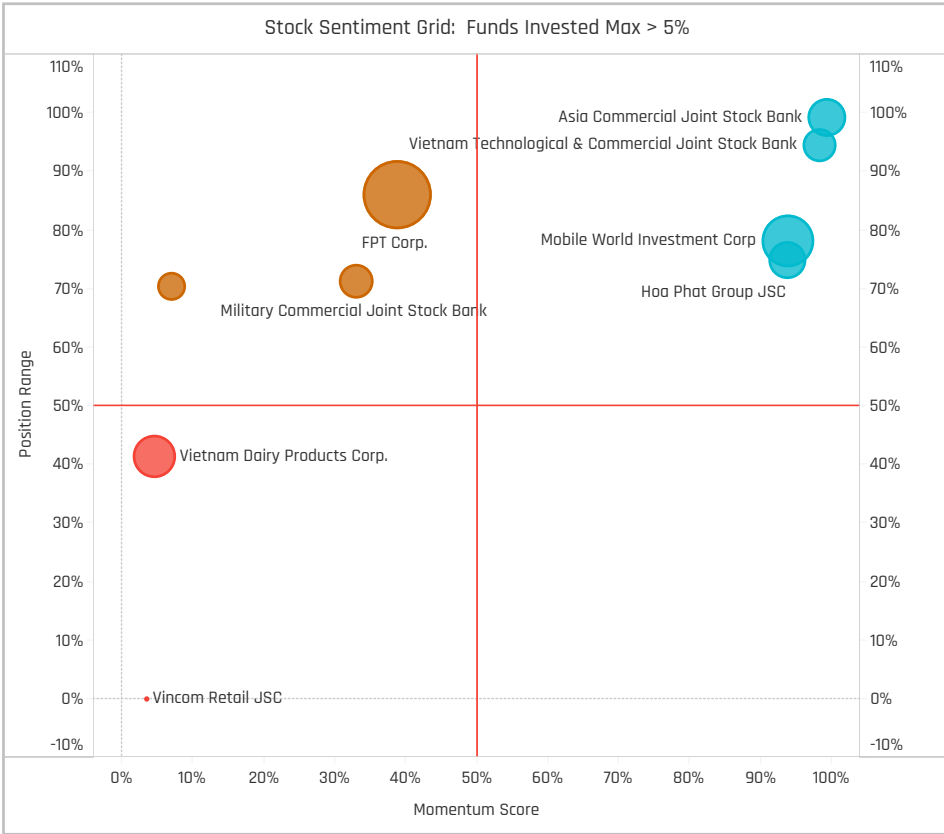
Top Stock Holdings, \$

Fund Name	Ticker	Stock Name	Amount
Baillie Gifford Overseas Growth Fund - ..	VEIL-GB	Vietnam Enterprise Inve..	\$62M
Baillie Gifford Overseas Growth Fund - ..	HDB-VN	Ho Chi Minh City Develo..	\$51M
Baillie Gifford Overseas Growth Fund - ..	HPG-VN	Hoa Phat Group JSC	\$35M
T Rowe Price New Asia Fund	HPG-VN	Hoa Phat Group JSC	\$35M
Baillie Gifford Overseas Growth Fund - ..	MBB-VN	Military Commercial Jai..	\$33M
Hermes Invt. Funds - Asia (ex-Japan) E..	VNM-VN	Vietnam Dairy Products ..	\$20M
T Rowe Price New Asia Fund	VCB-VN	Joint Stock Commercial ..	\$17M
Pictet - Asian Equities (ex-Japan)	VCB-VN	Joint Stock Commercial ..	\$16M
Baillie Gifford Overseas Growth Fund - ..	VGC-VN	Viglacera Corp.	\$16M
Matthews Asia Funds - Asia (ex-Japan)..	FPT-VN	FPT Corp.	\$15M
Baillie Gifford Overseas Growth Fund - ..	VCB-VN	Joint Stock Commercial ..	\$14M
BL - Equities Asia	VNM-VN	Vietnam Dairy Products ..	\$14M
Matthews Asia Funds - Asia (ex-Japan)..	ACB-VN	Asia Commercial Joint S..	\$12M
Baillie Gifford Overseas Growth Fund - ..	VPB-VN	Vietnam Prosperity Join..	\$11M
Baillie Gifford Overseas Growth Fund - ..	VHC-VN	Vinh Hoan Corp	\$11M

Largest Changes in Fund Weight, %

Fund Name	New or C..	Change
CompAM Fund - Cadence Strate..		3.94%
T Rowe Price New Asia Fund		0.94%
Alquity SICAV - Asia Fund	New	0.94%
JPMorgan (Taiwan) Asia Domes..	New	0.90%
JPMorgan (Taiwan) Asia Fund	New	0.89%
Comgest Growth Plc - Growth A..		0.85%
T. Rowe Price Funds SICAV - Asi..		0.76%
Allianz Global Investors Fund - E..		-0.14%
Pictet - Asian Equities (ex-Japan)		-0.20%
Hermes Invt. Funds - Asia (ex-Ja..		-0.26%
AB FCP I - Asia (ex-Japan) Equit..		-0.57%
Carnegie Asia		-0.99%
KBC Equity Fund - New Asia		-3.39%
Matthews Asia Funds - Asia (ex-..		-5.79%

Ave Wgt Δ	Funds Invested Δ	Fund Flows, \$	Av Wgt vs AAXJ Δ	Funds O/W % Δ
0.03%	6.00%	(\$33M)	0.03%	6.00%



Aggregate Stock Holdings Changes

Ticker	Stock Name	Funds Invested % Δ	Average Weight Δ	Fund Flows, \$
ACB-VN	Asia Commercial Joint Stock B..	5.00%	0.03%	\$15M
TCB-VN	Vietnam Technological & Com..	2.00%	0.02%	\$5M
GMD-VN	GEMADEPT Corp.	1.00%	0.00%	\$1M
FRT-VN	FPT Digital Retail JSC	1.00%	0.01%	\$0M
YEG-VN	Yeah1 Group Corp.	0.00%	0.00%	
XFVT-DE	Xtrackers FTSE VIETNAM SWAP..	0.00%	0.00%	
VPI-VN	Van Phu - Invest Investment J..	0.00%	0.00%	
BVH-VN	Bao Viet Holdings	-1.00%	0.00%	\$0M
BID-VN	Joint Stock Commercial Bank f..	-1.00%	0.00%	(\$1M)
BHN-VN	Hanoi Beer Alcohol and Bever..	-1.00%	0.00%	\$0M
MBB-VN	Military Commercial Joint Stoc..	-1.00%	0.00%	\$0M
VNM-VN	Vietnam Dairy Products Corp.	-1.00%	-0.01%	(\$7M)
VRE-VN	Vincom Retail JSC	-2.00%	-0.01%	(\$3M)
VIC-VN	Vingroup Joint Stock Company	-2.00%	0.00%	(\$1M)

Largest Fund Flows, \$

Fund Name	New or Cl..	Flow
T Rowe Price New Asia Fund		\$9M
Baillie Gifford Overseas Growth ..		\$6M
JPMorgan Funds - Asia Growth ..		\$5M
CompAM Fund - Cadence Strat..		\$4M
T. Rowe Price Funds SICAV - Asi..		\$3M
JPMorgan (Taiwan) Asia Fund	New	\$1M
T. Rowe Price Funds SICAV - Asi..	New	\$1M
Robeco Capital Gr. Fds. - Asian ..		\$0M
Carnegie Asia		(\$1M)
Pictet - Asian Equities (ex-Japa..		(\$3M)
Hermes Invt. Funds - Asia (ex-J..		(\$7M)
AB FCP I - Asia (ex-Japan) Equi..		(\$7M)
KBC Equity Fund - New Asia		(\$9M)
Matthews Asia Funds - Asia (ex-..		(\$37M)

Largest Fund Level Changes in Stock Weight, %

Fund Name	Stock Name	New ..	Change
CompAM Fund - Cadence Strategi..	Mobile World Investment..	New	3.03%
TT International Funds Plc - Asia (e..	FPT Corp.		1.21%
Alquity SICAV - Asia Fund	FPT Digital Retail JSC	New	0.94%
CompAM Fund - Cadence Strategi..	FPT Corp.		0.91%
JPMorgan (Taiwan) Asia Domestic ..	Vietnam Technological & ..	New	0.90%
JPMorgan (Taiwan) Asia Fund	Vietnam Technological & ..	New	0.89%
AB FCP I - Asia (ex-Japan) Equity ..	FPT Corp.		0.89%
AB FCP I - Asia (ex-Japan) Equity ..	Mobile World Investment..	Close	-0.83%
Carnegie Asia	Joint Stock Commercial ..		-0.99%
Matthews Asia Funds - Asia (ex-Ja..	KIDO Group Corporation	Close	-1.14%
Matthews Asia Funds - Asia (ex-Ja..	Vietnam Prosperity Joint..	Close	-1.17%
Matthews Asia Funds - Asia (ex-Ja..	Mobile World Investment..	Close	-1.39%
Matthews Asia Funds - Asia (ex-Ja..	Phu Nhuan Jewelry JSC	Close	-1.61%
Matthews Asia Funds - Asia (ex-Ja..	Nam Long Investment Co..	Close	-2.03%

Aggregate Country Holding Changes

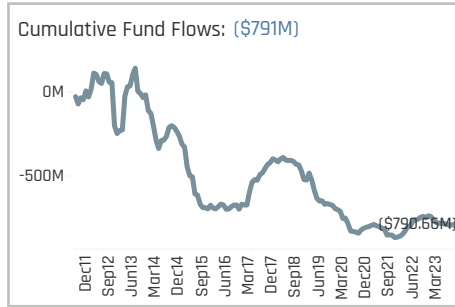
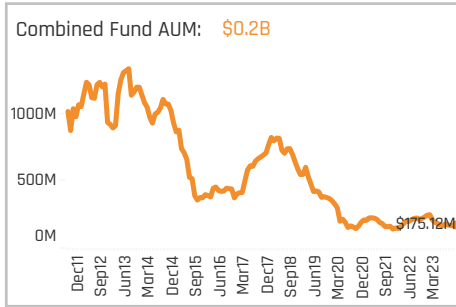
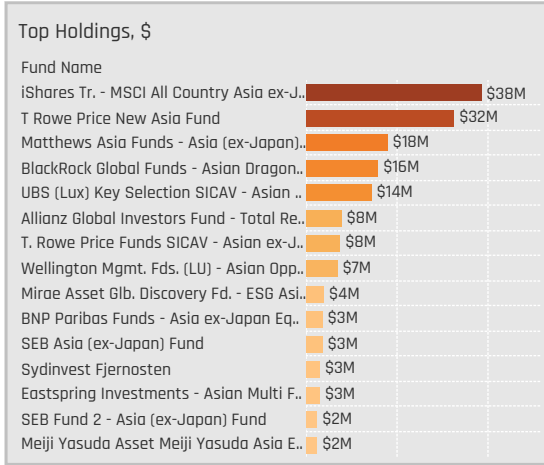
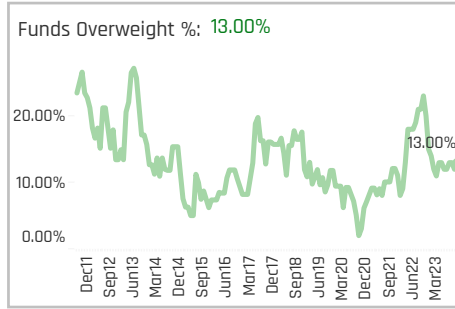
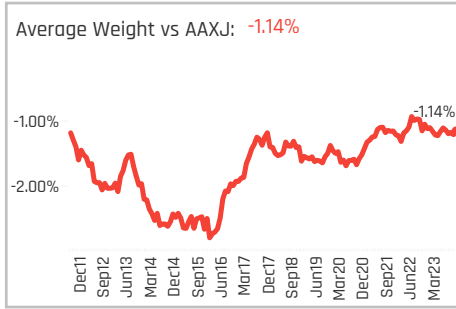
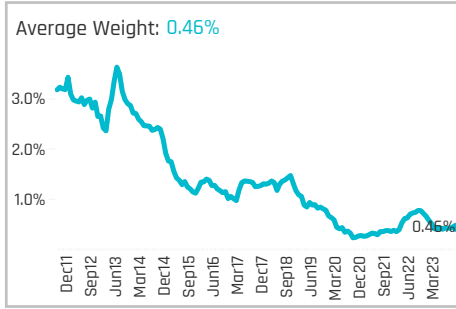
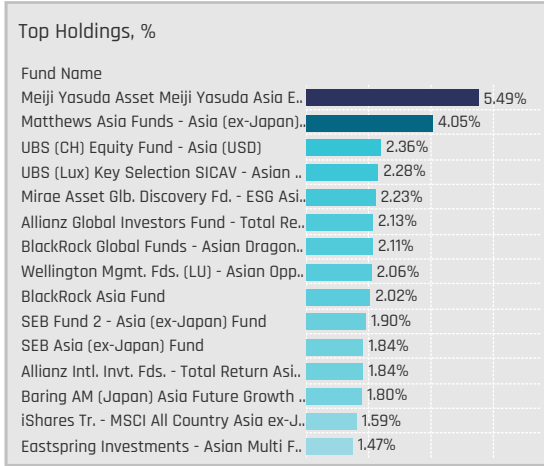
Sector	Change	Flow
Financials	0.02%	\$8M
Multi	0.00%	\$2M
Materials	0.01%	(\$7M)
Industrials	0.00%	\$0M
Energy	0.00%	\$0M
Information Technology	-1.00%	\$0M
Consumer Discretionary	-1.00%	(\$8M)
Utilities	-1.00%	(\$1M)
Health Care	-1.00%	\$0M
Consumer Staples	-1.00%	(\$12M)
Real Estate	-2.00%	(\$15M)

Largest Changes in Fund Country Weight, %

Fund Name	New o..	Sector	Change
CompAM Fund - Cadence Strategic ..	New	Consumer Discretionary	3.03%
TT International Funds Plc - Asia (ex..		Information Technology	1.21%
Alquity SICAV - Asia Fund	New	Consumer Discretionary	0.94%
CompAM Fund - Cadence Strategic ..		Information Technology	0.91%
JPMorgan (Taiwan) Asia Domestic O..	New	Financials	0.90%
JPMorgan (Taiwan) Asia Fund	New	Financials	0.89%
AB FCP I - Asia (ex-Japan) Equity Pa..		Information Technology	0.89%
AB FCP I - Asia (ex-Japan) Equity Pa..	Close	Consumer Discretionary	-0.83%
Carnegie Asia		Financials	-0.99%
Matthews Asia Funds - Asia (ex-Jap..	Close	Consumer Staples	-1.14%
Matthews Asia Funds - Asia (ex-Jap..		Financials	-1.16%
KBC Equity Fund - New Asia	Close	Financials	-1.35%
Matthews Asia Funds - Asia (ex-Jap..	Close	Real Estate	-2.03%
Matthews Asia Funds - Asia (ex-Jap..	Close	Consumer Discretionary	-3.08%

Largest Fund Level Stock Inflows/Outflows, \$

Fund Name	Stock Name	New..	Flow
T Rowe Price New Asia Fund	Asia Commercial Joint St..	New	\$11M
T Rowe Price New Asia Fund	Mobile World Investment..		\$6M
CompAM Fund - Cadence Strategic ..	Mobile World Investment..	New	\$4M
JPMorgan Funds - Asia Growth Fund	Vietnam Technological & ..		\$3M
T. Rowe Price Funds SICAV - Asian ..	Asia Commercial Joint St..	New	\$2M
Baillie Gifford Overseas Growth Fun..	Vietnam Enterprise Inves..		\$2M
JPMorgan Funds - Asia Growth Fund	Masan Group Corporation		\$1M
Matthews Asia Funds - Asia (ex-Ja..	KIDO Group Corporation	Close	(\$5M)
Matthews Asia Funds - Asia (ex-Ja..	Vietnam Prosperity Joint..	Close	(\$6M)
Hermes Invt. Funds - Asia (ex-Japa..	Vietnam Dairy Products C..		(\$7M)
Matthews Asia Funds - Asia (ex-Ja..	Mobile World Investment..	Close	(\$7M)
T Rowe Price New Asia Fund	Hoa Phat Group JSC		(\$7M)
Matthews Asia Funds - Asia (ex-Ja..	Phu Nhuan Jewelry JSC	Close	(\$8M)
Matthews Asia Funds - Asia (ex-Ja..	Nam Long Investment Co..	Close	(\$10M)

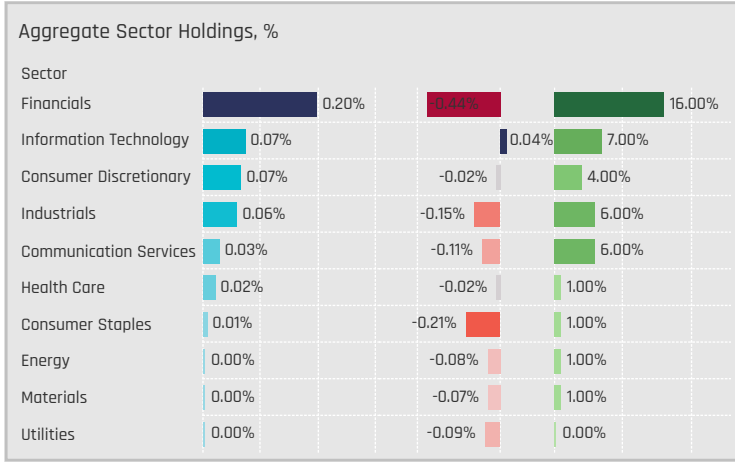


Aggregate Stock Holdings Data, Ranked by Most Widely Held.

Ticker	Stock Name	Funds Invested %	Average Weight	Vs Benchmark	Fund AUM, \$
1023-MY	CIMB Group Holdings Bhd	9.00%	0.11%	-0.02%	\$60M
1155-MY	Malayan Banking Bhd.	6.00%	0.06%	-0.11%	\$22M
1295-MY	Public Bank Bhd	4.00%	0.03%	-0.20%	\$15M
8869-MY	Press Metal Aluminium Holdin..	3.00%	0.03%	-0.03%	\$5M
0128-MY	Frontken Corp. Bhd.	3.00%	0.05%	0.05%	\$12M
6947-MY	DiGi.Com Bhd	2.00%	0.01%	-0.04%	\$3M
5031-MY	TIME dotCom Bhd.	2.00%	0.01%	0.01%	\$1M
4863-MY	Telekom Malaysia Bhd.	2.00%	0.01%	-0.02%	\$2M
3182-MY	Genting Bhd.	2.00%	0.04%	0.00%	\$10M
0166-MY	Inari Amertron Berhad	2.00%	0.01%	-0.03%	\$1M
0128WB-MY	Frontken Corporation Bhd Wa..	2.00%	0.00%	0.00%	\$0M
7277-MY	Dialog Group Bhd.	1.00%	0.00%	-0.03%	\$1M
7153-MY	Kossan Rubber Industries Bhd.	1.00%	0.02%	0.02%	\$1M
5819-MY	Hong Leong Bank Bhd.	1.00%	0.00%	-0.04%	\$1M
5296-MY	MR. D.I.Y. Group (M) Bhd.	1.00%	0.02%	0.00%	\$8M

Top Stock Holdings, %

Fund Name	Ticker	Stock Name	Weight
Meiji Yasuda Asset Meiji Yasuda Asia E..	0128-MY	Frontken Corp. Bhd.	2.68%
UBS (CH) Equity Fund - Asia (USD)	1023-MY	CIMB Group Holdings ..	2.36%
Mirae Asset Glb. Discovery Fd. - ESG Asi..	5225-MY	IHH Healthcare Bhd.	2.23%
Matthews Asia Funds - Asia (ex-Japan)..	0128-MY	Frontken Corp. Bhd.	2.22%
Allianz Global Investors Fund - Total Re..	3182-MY	Genting Bhd.	2.13%
Wellington Mgmt. Fds. (LU) - Asian Opp..	1155-MY	Malayan Banking Bhd.	2.06%
Allianz Intl. Invnt. Fds. - Total Return Asi..	3182-MY	Genting Bhd.	1.84%
Matthews Asia Funds - Asia (ex-Japan)..	5296-MY	MR. D.I.Y. Group (M) Bhd.	1.83%
Meiji Yasuda Asset Meiji Yasuda Asia E..	7153-MY	Kossan Rubber Indust..	1.59%
T Rowe Price New Asia Fund	1023-MY	CIMB Group Holdings ..	1.35%
UBS (Lux) Key Selection SICAV - Asian ..	1023-MY	CIMB Group Holdings ..	1.35%
T. Rowe Price Funds SICAV - Asian ex-J..	1023-MY	CIMB Group Holdings ..	1.32%
UBS (CH) Equity Fund - Emerging Asia (..	1023-MY	CIMB Group Holdings ..	1.24%
BNP Paribas Funds - Asia ex-Japan Eq..	8869-MY	Press Metal Aluminiiu..	1.17%
Meiji Yasuda Asset Meiji Yasuda Asia E..	8869-MY	Press Metal Aluminiiu..	1.17%



Top Sector Holdings, %

Fund Name	Sector	Weight
Meiji Yasuda Asset Meiji Yasuda Asia E..	Industrials	2.82%
Meiji Yasuda Asset Meiji Yasuda Asia E..	Information Technology	2.68%
UBS (CH) Equity Fund - Asia (USD)	Financials	2.36%
Mirae Asset Glb. Discovery Fd. - ESG Asi..	Health Care	2.23%
Matthews Asia Funds - Asia (ex-Japan)..	Information Technology	2.22%
Allianz Global Investors Fund - Total Re..	Consumer Discretionary	2.13%
BlackRock Global Funds - Asian Dragon..	Financials	2.11%
Wellington Mgmt. Fds. (LU) - Asian Opp..	Financials	2.06%
BlackRock Asia Fund	Financials	2.02%
Allianz Intl. Invnt. Fds. - Total Return Asi..	Consumer Discretionary	1.84%
Matthews Asia Funds - Asia (ex-Japan)..	Consumer Discretionary	1.83%
T Rowe Price New Asia Fund	Financials	1.35%
UBS (Lux) Key Selection SICAV - Asian ..	Financials	1.35%
T. Rowe Price Funds SICAV - Asian ex-J..	Financials	1.32%
UBS (CH) Equity Fund - Emerging Asia (..	Financials	1.24%

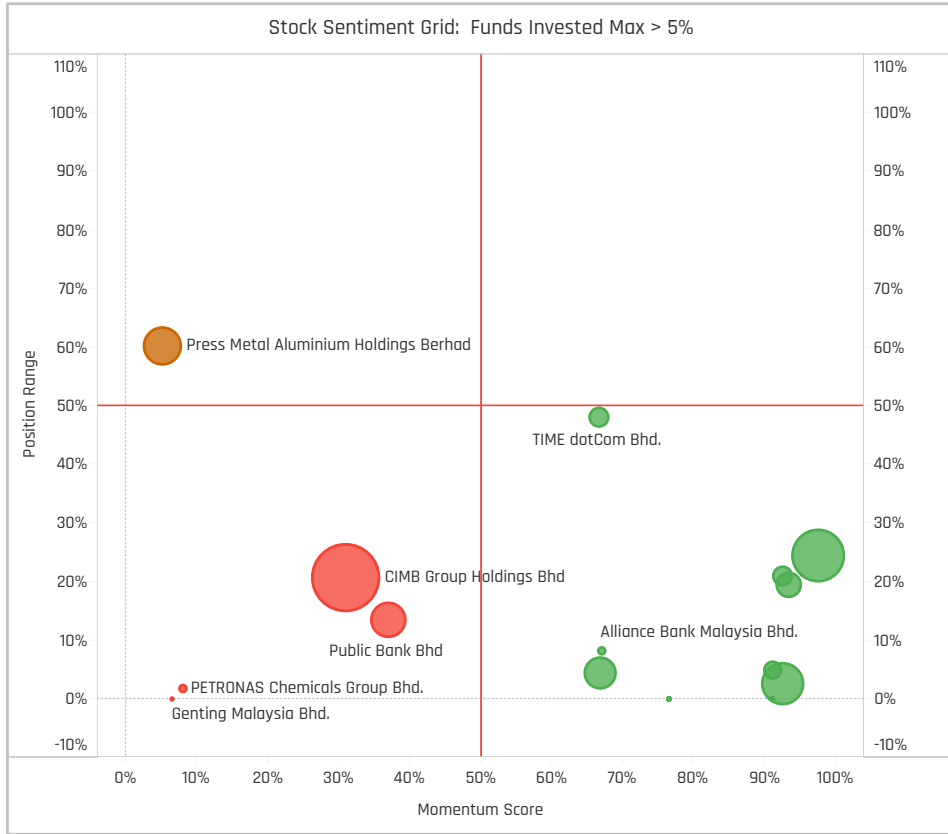
Top Stock Holdings, \$

Fund Name	Ticker	Stock Name	Value
T Rowe Price New Asia Fund	1023-MY	CIMB Group Holdings Bhd	\$32M
Matthews Asia Funds - Asia (ex-Japan)..	0128-MY	Frontken Corp. Bhd.	\$10M
BlackRock Global Funds - Asian Dragon..	1155-MY	Malayan Banking Bhd.	\$8M
UBS (Lux) Key Selection SICAV - Asian ..	1023-MY	CIMB Group Holdings Bhd	\$8M
Matthews Asia Funds - Asia (ex-Japan)..	5296-MY	MR. D.I.Y. Group (M) Bhd.	\$8M
Allianz Global Investors Fund - Total Re..	3182-MY	Genting Bhd.	\$8M
T. Rowe Price Funds SICAV - Asian ex-J..	1023-MY	CIMB Group Holdings Bhd	\$8M
BlackRock Global Funds - Asian Dragon..	1295-MY	Public Bank Bhd	\$7M
Wellington Mgmt. Fds. (LU) - Asian Opp..	1155-MY	Malayan Banking Bhd.	\$7M
iShares Tr. - MSCI All Country Asia ex-J..	1295-MY	Public Bank Bhd	\$6M
iShares Tr. - MSCI All Country Asia ex-J..	1155-MY	Malayan Banking Bhd.	\$4M
Mirae Asset Glb. Discovery Fd. - ESG Asi..	5225-MY	IHH Healthcare Bhd.	\$4M
BNP Paribas Funds - Asia ex-Japan Eq..	8869-MY	Press Metal Aluminium ..	\$3M
iShares Tr. - MSCI All Country Asia ex-J..	1023-MY	CIMB Group Holdings Bhd	\$3M
UBS (Lux) Key Selection SICAV - Asian ..	0104-MY	Genetec Technology Bhd.	\$3M

Largest Changes in Fund Weight, %

Fund Name	New or C..	Change
SEB Fund 2 - Asia (ex-Japan) Fu..		0.96%
SEB Asia (ex-Japan) Fund		0.90%
Matthews Asia Funds - Asia (ex-..		0.87%
Sydinvest Fjernosten		0.47%
T Rowe Price New Asia Fund		0.43%
T. Rowe Price Funds SICAV - Asi..		0.41%
Meiji Yasuda Asset Meiji Yasuda..		0.39%
Baring AM (Japan) Asia Future ..		-0.10%
Baring International Umbrella F..		-0.12%
Value Partners High Dividend St.. Close		-0.23%
Invesco Funds - Asia Asset Alloc..		-0.26%
TT International Funds Plc - Asia.. Close		-0.85%
Invesco Funds - Asia Opportuniti..		-1.31%
Value Partners Ireland Fund Plc .. Close		-2.01%

Ave Wgt Δ	Funds Invested Δ	Fund Flows, \$	Av Wgt vs AAXJ Δ	Funds O/W % Δ
0.01%	-3.00%	(\$10M)	0.01%	0.00%



Aggregate Stock Holdings Changes

Ticker	Stock Name	Funds Invested % Δ	Average Weight Δ	Fund Flows, \$
1155-MY	Malayan Banking Bhd.	2.00%	0.01%	\$1M
0128-MY	Frontken Corp. Bhd.	1.00%	0.01%	\$1M
XGSLW5.W-MY	IJM Land Bhd Warrants 2008-1..	0.00%	0.00%	
EWM-US	iShares MSCI Malaysia ETF	0.00%	0.00%	
E28-SG	Frencken Group Limited	0.00%	0.00%	
9679-MY	WCT Holdings Bhd.	0.00%	0.00%	
9466-MY	KKB Engineering Bhd.	0.00%	0.00%	
5249-MY	IOI Properties Group Bhd.	-1.00%	0.00%	\$0M
5210-MY	Bumi Armada Bhd.	-1.00%	0.00%	\$0M
5183-MY	PETRONAS Chemicals Group B..	-1.00%	0.00%	(\$1M)
4715-MY	Genting Malaysia Bhd.	-1.00%	-0.01%	\$0M
3255-MY	Heineken Malaysia Bhd.	-1.00%	0.00%	(\$1M)
8869-MY	Press Metal Aluminium Holdin..	-1.00%	0.00%	(\$1M)
1023-MY	CIMB Group Holdings Bhd	-2.00%	0.00%	\$0M

Largest Fund Flows, \$

Fund Name	New or Cl..	Flow
Matthews Asia Funds - Asia (ex..		\$3M
T Rowe Price New Asia Fund		\$3M
SEB Asia (ex-Japan) Fund		\$2M
T. Rowe Price Funds SICAV - Asi..		\$1M
SEB Fund 2 - Asia (ex-Japan) F..		\$1M
Sydinvest Fjernosten		\$1M
Allianz Global Investors Fund - ..		\$0M
Invesco Funds - Asia Asset Allo..		\$0M
TT International Funds Plc - Asi.. Close		\$0M
AIA Investment Funds - Asia (E..		\$0M
Value Partners Ireland Fund Plc.. Close		\$0M
Value Partners High Dividend S.. Close		(\$4M)
Invesco Funds - Asia Opportuni..		(\$5M)
iShares Tr. - MSCI All Country A..		(\$11M)

Largest Fund Level Changes in Stock Weight, %

Fund Name	Stock Name	New ..	Change
Sydinvest Fjernosten	CIMB Group Holdings Bhd	New	0.89%
Matthews Asia Funds - Asia (ex-Ja..	MR. D.I.Y. Group (M) Bhd.		0.69%
SEB Asia (ex-Japan) Fund	Malayan Banking Bhd.	New	0.65%
SEB Fund 2 - Asia (ex-Japan) Fund	Malayan Banking Bhd.	New	0.64%
Baring International Umbrella Fun..	Frontken Corp. Bhd.	New	0.58%
SEB Fund 2 - Asia (ex-Japan) Fund	DiGi.Com Bhd		0.45%
T Rowe Price New Asia Fund	CIMB Group Holdings Bhd		0.43%
Eastspring Investments - Asian M..	YTL Power International ..	Close	-0.24%
Sydinvest Fjernosten	Heineken Malaysia Bhd.	Close	-0.43%
Baring International Umbrella Fun..	Press Metal Aluminium H..	Close	-0.70%
TT International Funds Plc - Asia (e..	CIMB Group Holdings Bhd	Close	-0.85%
Invesco Funds - Asia Opportunities..	Hong Leong Bank Bhd.	Close	-1.08%
Value Partners Ireland Fund Plc - ..	CIMB Group Holdings Bhd	Close	-1.11%
Value Partners Ireland Fund Plc - ..	Genting Malaysia Bhd.	Close	-1.30%

Aggregate Country Holding Changes

Sector	Change	Flow
Information Technology	1.00%	\$1M
Multi	0.00%	
Health Care	0.00%	(\$1M)
Communication Services	0.00%	\$1M
Utilities	-1.00%	(\$1M)
Real Estate	-1.00%	\$0M
Materials	-1.00%	(\$1M)
Energy	-1.00%	(\$1M)
Consumer Staples	-1.00%	(\$2M)
Consumer Discretionary	-1.00%	\$2M
Industrials	-1.00%	(\$2M)
Financials	-2.00%	(\$5M)

Largest Changes in Fund Country Weight, %

Fund Name	New o..	Sector	Change
Sydinvest Fjernosten	New	Financials	0.89%
SEB Asia (ex-Japan) Fund		Financials	0.72%
SEB Fund 2 - Asia (ex-Japan) Fund		Financials	0.70%
Matthews Asia Funds - Asia (ex-Jap..		Consumer Discretionary	0.69%
Baring International Umbrella Fund ..	New	Information Technology	0.58%
SEB Fund 2 - Asia (ex-Japan) Fund		Communication Services	0.45%
T Rowe Price New Asia Fund		Financials	0.43%
Eastspring Investments - Asian Mul..	Close	Utilities	-0.24%
Sydinvest Fjernosten	Close	Consumer Staples	-0.43%
Baring International Umbrella Fund ..	Close	Industrials	-0.70%
TT International Funds Plc - Asia (ex..	Close	Financials	-0.85%
Value Partners Ireland Fund Plc - As..	Close	Financials	-1.11%
Value Partners Ireland Fund Plc - As..	Close	Consumer Discretionary	-1.30%
Invesco Funds - Asia Opportuniti..		Financials	-1.31%

Largest Fund Level Stock Inflows/Outflows, \$

Fund Name	Stock Name	New..	Flow
Matthews Asia Funds - Asia (ex-Ja..	MR. D.I.Y. Group (M) Bhd.		\$3M
T Rowe Price New Asia Fund	CIMB Group Holdings Bhd		\$3M
Sydinvest Fjernosten	CIMB Group Holdings Bhd	New	\$2M
T. Rowe Price Funds SICAV - Asian ..	CIMB Group Holdings Bhd		\$1M
SEB Asia (ex-Japan) Fund	Malayan Banking Bhd.	New	\$1M
SEB Fund 2 - Asia (ex-Japan) Fund	Malayan Banking Bhd.	New	\$1M
Baring International Umbrella Fund..	Frontken Corp. Bhd.	New	\$1M
Baring International Umbrella Fund..	Press Metal Aluminium H..	Close	(\$1M)
Invesco Funds - Asia Opportuniti..	Public Bank Bhd		(\$1M)
Sydinvest Fjernosten	Heineken Malaysia Bhd.	Close	(\$1M)
iShares Tr. - MSCI All Country Asia ..	CIMB Group Holdings Bhd		(\$1M)
iShares Tr. - MSCI All Country Asia ..	Public Bank Bhd		(\$1M)
Invesco Funds - Asia Opportuniti..	Hong Leong Bank Bhd.	Close	(\$4M)
Value Partners High Dividend Stock..	CIMB Group Holdings Bhd	Close	(\$4M)

DISCLAIMER

This report is published by, and remains the copyright of, Copley Fund Research Limited. Unless otherwise agreed with Copley Fund Research Limited, this report may only be used by the permitted recipients and shall not be provided to any third parties. Receipt of this report should not be taken as permission to reproduce, copy or use any of the charts or data in internal or external presentations. To do so requires separate permission from Copley Fund Research Limited.

Copley Fund Research Limited uses reasonable efforts to obtain information from reliable sources, but all Publications are provided on an "as is" basis without representation or warranty of any kind (neither express nor implied) and Copley Fund Research disclaims liability for any Publication not being complete, accurate, suitable and relevant for the recipient.

The comments in this publication are for general information purposes only and do not constitute personalised financial advice. No consideration has been taken of your personal financial situation or investment goals in preparing this publication and the distribution of this publication is not a personalised service under the Financial Advisers Act 2008. If you wish to receive personalised financial advice, please contact your Investment Advisor.

Further, nothing in this report shall constitute or be deemed to constitute investment advice or a recommendation or an offer or solicitation and is not the basis for any contract to purchase or sell any security or other instrument. Should you undertake any such activity based on information contained in this report, you do so entirely at your own risk and Copley Fund Research shall have no liability whatsoever for any loss, damage, costs or expenses incurred or suffered by you as a result.

For US Investors this report is solely for Institutional use – not for public distribution.

For Canadian investors this report is solely for use by accredited investors.

