



Global Equity
Active Fund Ownership Report
10/31/2023

Global Equity Active Fund Ownership Report 10/31/2023

Introduction

In this data report, we analyse the holdings of actively managed Global Equity Funds. The current fund sample spans 349 funds with a combined AUM of \$998.41Bn. The majority of strategies benchmark the MSCI All Country World Index

We analyse the latest published filings for all funds and aggregate together as of 10/31/2023. We show the most recent snapshot in positioning, time series data going back to 9/30/2012 and recent allocation shifts by the managers in our analysis.

Relative benchmark positioning is measured against the SPDR MSCI ACWI UCITS ETF (ACWI) - proportionally adjusted to remove any cash holdings to better replicate the index.

All Cash Flow calculations are on a best estimates basis. We use monthly position changes and month end prices to estimate the net buying and selling value for each stock within each fund in our analysis.

Contents

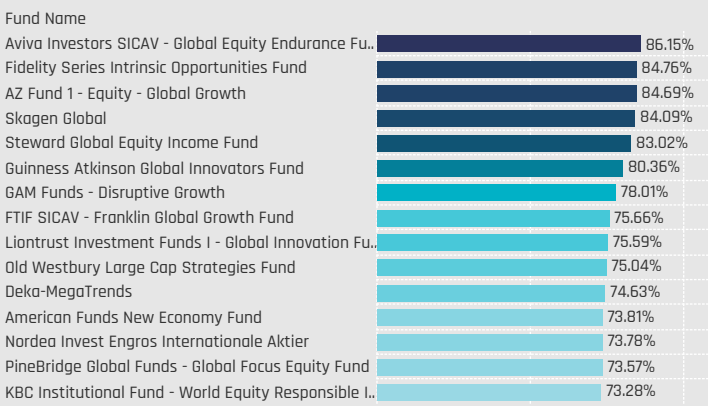
Regional Allocations	3
Country Allocations	7
Sector Group Allocations	13
Sector Allocations	17
Country / Sector Allocations	23
Stock Allocations	29
Sector Profiles	39
Country Profiles	62

Regional Allocations

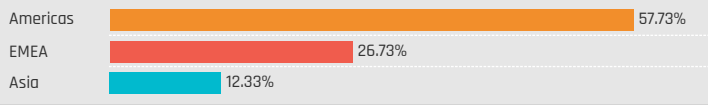


Regional Allocations

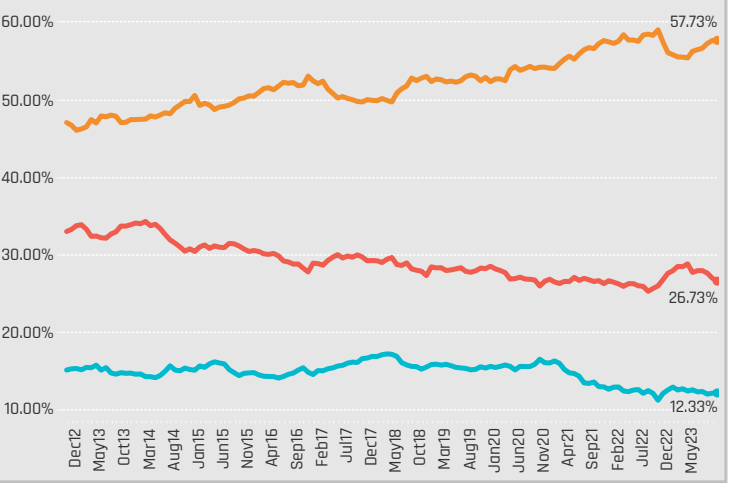
Americas: Largest Fund Weights, %



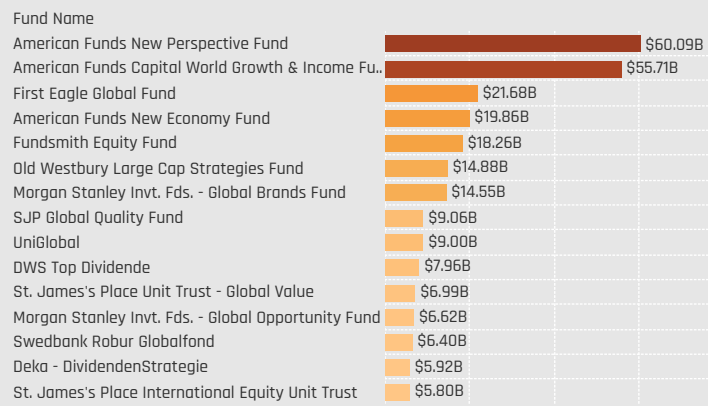
Average Fund Weight by Region



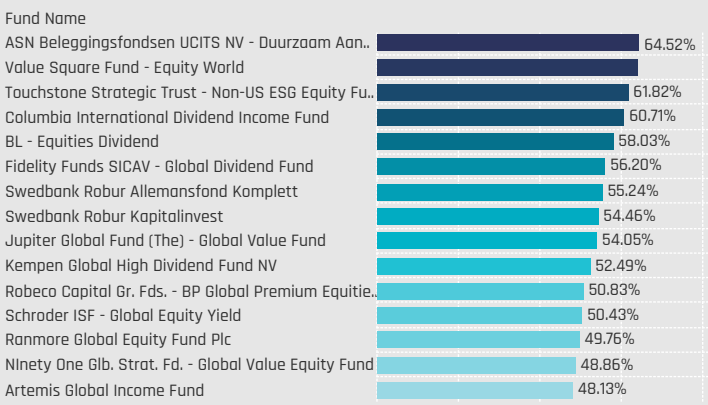
Average Fund Weight Time-Series by Region



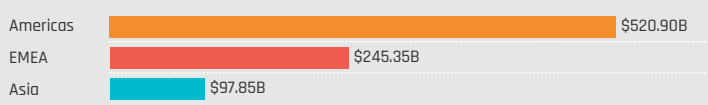
Americas: Largest Fund AUM, \$



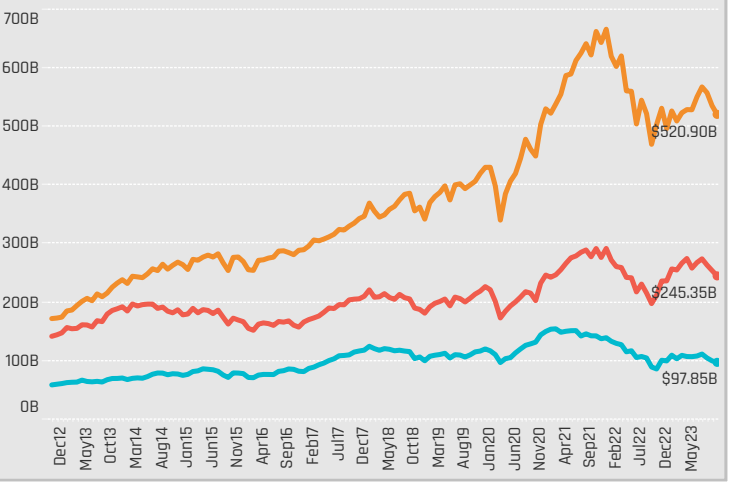
EMEA: Largest Fund Weights, %



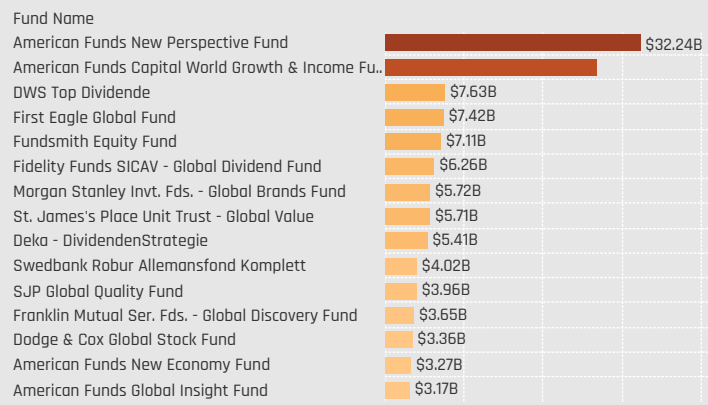
Combined Fund AUM, \$ by Region



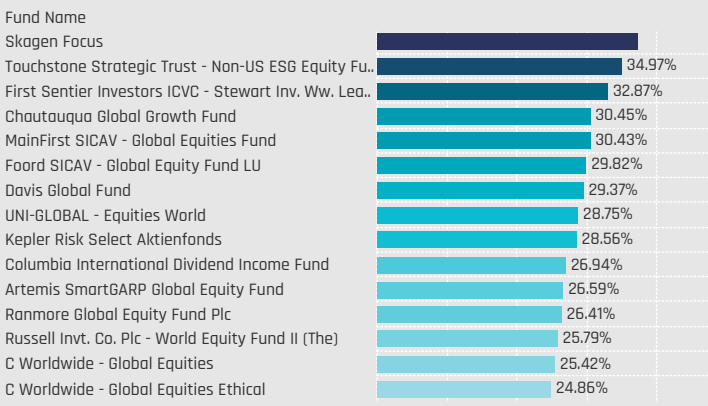
Combined Fund AUM, \$ Time-Series by Region



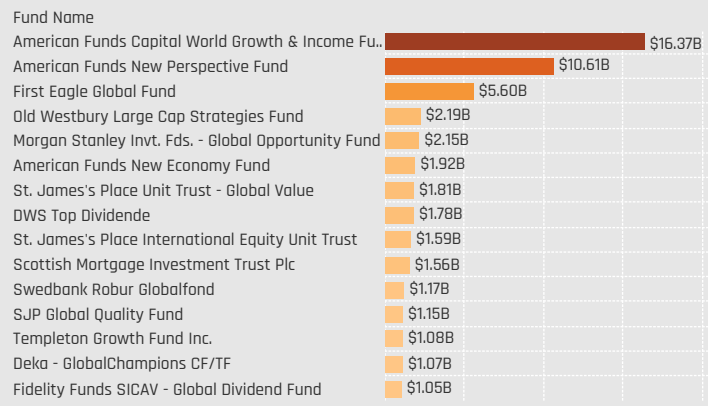
EMEA: Largest Fund AUM, \$



Asia: Largest Fund Weights, %

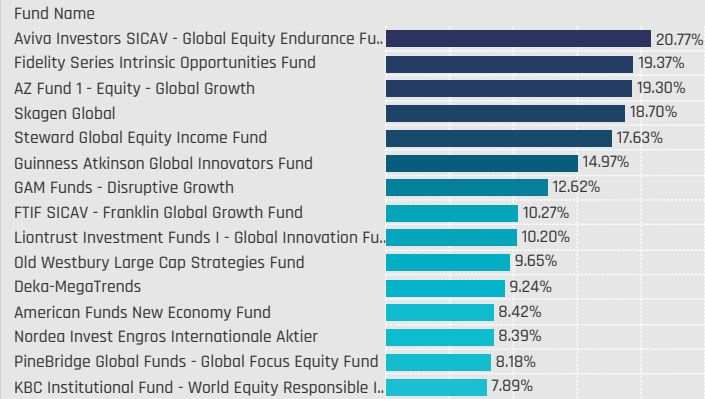


Asia: Largest Fund AUM, \$

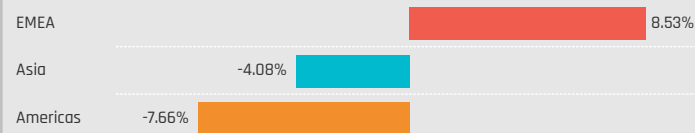


Regional Allocations Relative to Benchmark

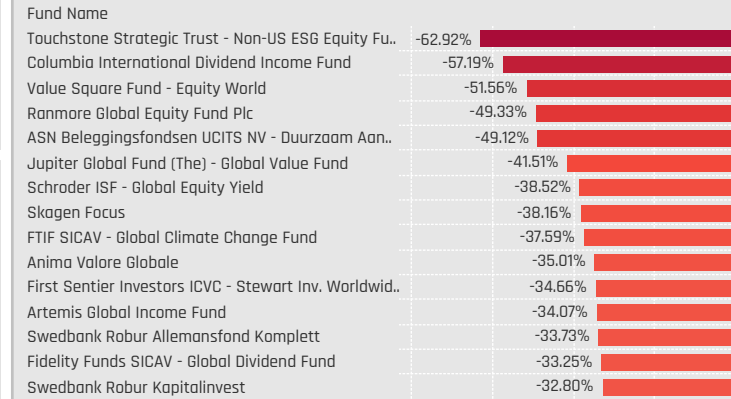
Americas: Largest Overweight Allocations, %



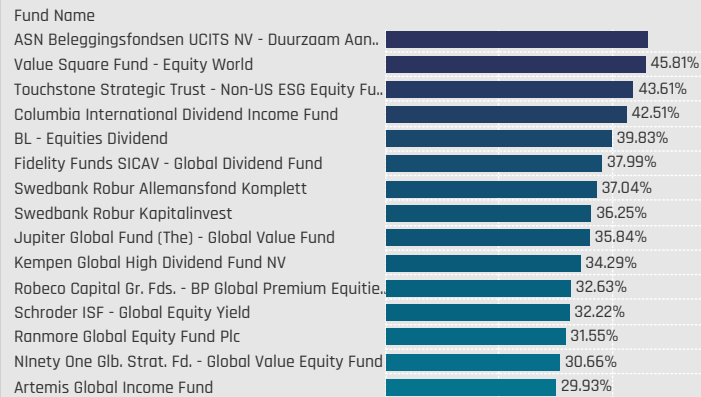
Average Fund Weight vs ACWI by Region



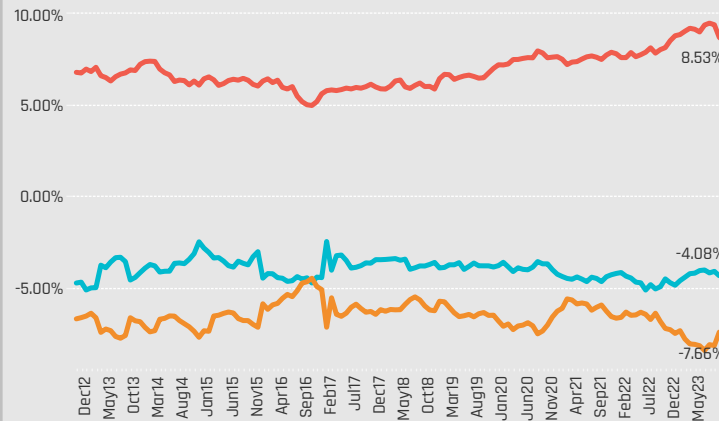
Americas: Largest Underweight Allocations, %



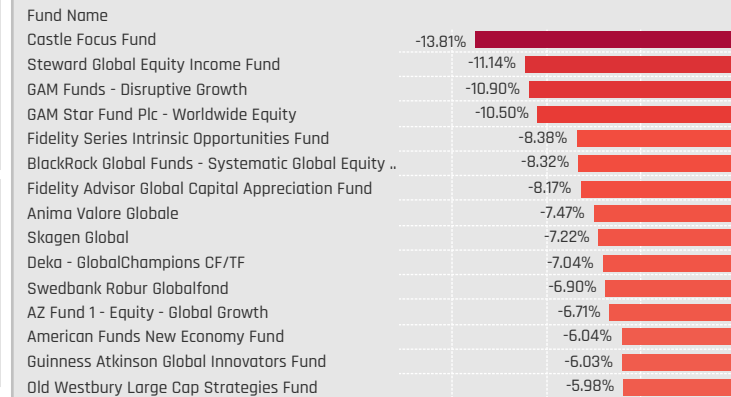
EMEA: Largest Overweight Allocations, %



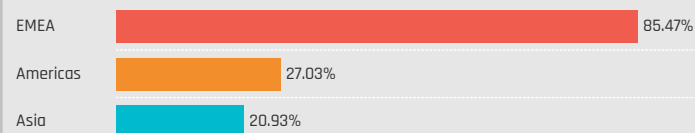
Average Fund Weight vs ACWI Time-Series by Region



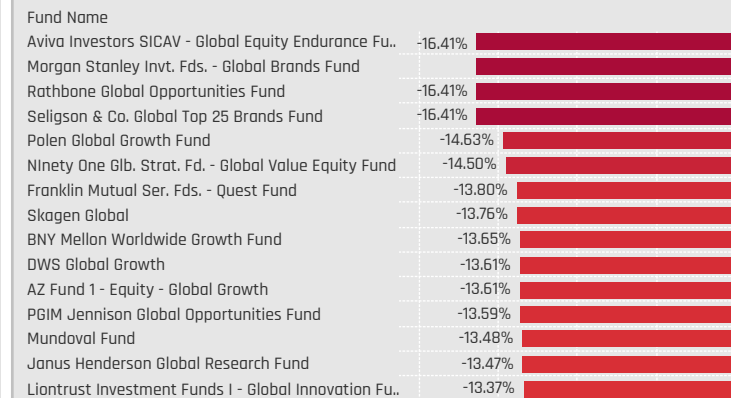
EMEA: Largest Underweight Allocations, %



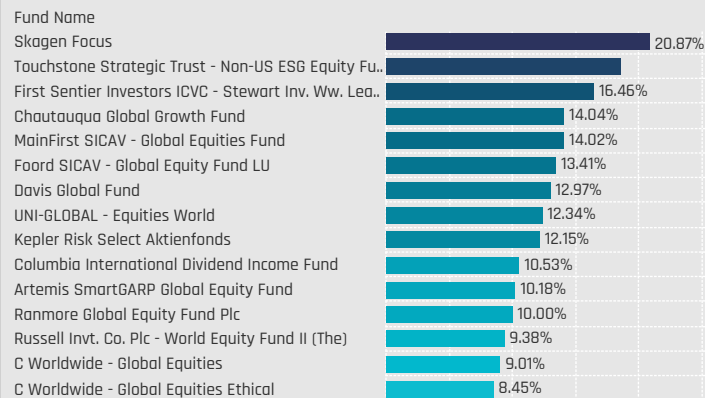
Percentage of Funds Overweight the ACWI by Region



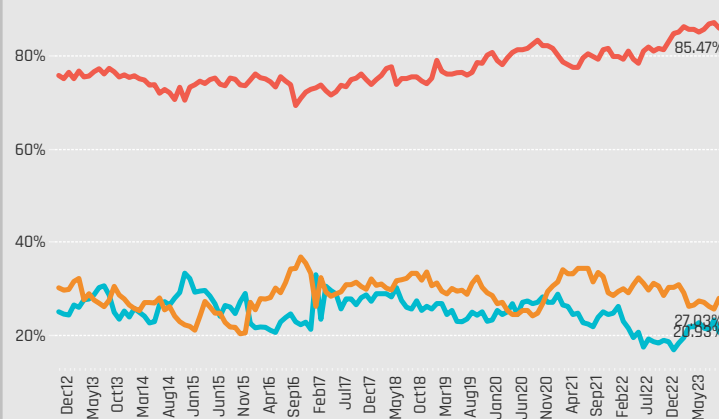
Asia: Largest Underweight Allocations, %



Asia: Largest Overweight Allocations, %



Percentage of Funds Overweight the ACWI Time-Series by Region



Regional Allocation Changes [Fund Level]

Americas: Largest Changes in Weight, % 4/30/2023 - 10/31/2023

Fund Name	New or Closed	Fund Weight, %	Weight Change, %
Delaware Global Equity Fund		60.52%	35.16%
Delaware Global Equity Fund II		60.36%	35.04%
AIM Fds. Grp. (IFG) - Invesco Global Core Equity Fund		66.04%	16.46%
PGIM Jennison Global Opportunities Fund		62.89%	16.11%
abrdn Global Sust. and Resp. Investment Equity Fund		55.47%	12.17%
Aberdeen Standard SICAV I - Global Sustainable Equity Fund		52.95%	11.03%
DWS Invest - CROCI Global Dividends		39.60%	9.99%
Sarasin Funds ICVC - Global Dividend Fund		48.85%	-5.02%
Mundoval Fund		66.42%	-5.78%
Eaton Vance Richard Bernstein Equity Strategy Fund		51.27%	-6.43%
FTIF SICAV - Growth (Euro) Fund		38.94%	-6.56%
Artemis Global Income Fund		31.32%	-7.68%
Castle Focus Fund		71.52%	-8.90%
BNY Mellon Investment Fds. - Global Equity Fund		41.83%	-14.20%

Americas: Largest Fund Flows, \$ 4/30/2023 - 10/31/2023

Fund Name	New or Closed	Fund AUM, \$	Fund Flows, \$
PGIM Jennison Global Opportunities Fund		\$3,164M	\$564.3M
Deka - GlobalChampions CF/TF		\$4,228M	\$436.5M
T Rowe Price Global Stock Fund		\$3,708M	\$408.8M
Guinness Asset Mgmt. Fund Plc - Global Equity Income Fund		\$2,876M	\$259.9M
Deka - Globale Aktien LowRisk		\$3,140M	\$228.6M
Dodge & Cox Global Stock Fund		\$5,594M	\$227.0M
BlackRock Global Funds - Systematic Global Equity High Incom..		\$2,874M	\$218.6M
First Eagle Global Fund		\$21,678M	(\$404.2M)
Franklin Mutual Ser. Fds. - Global Discovery Fund		\$3,561M	(\$476.9M)
FTIF SICAV - Growth (Euro) Fund		\$2,734M	(\$490.6M)
SEB Fund 1 - Global Fund		\$459M	(\$852.8M)
American Funds Capital World Growth & Income Fund		\$55,708M	(\$1,614.2M)
American Funds New Perspective Fund		\$60,091M	(\$1,974.9M)
Fundsmith Equity Fund		\$18,256M	\$3,000.9M

EMEA: Largest Changes in Weight, % 4/30/2023 - 10/31/2023

Fund Name	New or Closed	Fund Weight, %	Weight Change, %
Liontrust Investment Funds I - Global Innovation Fund		20.83%	7.60%
Mundoval Fund		28.25%	6.44%
Franklin Mutual Ser. Fds. - Quest Fund		36.45%	5.72%
Artisan Global Equity Fund		44.17%	4.94%
Premier Miton Global Sustainable Growth Fund		32.41%	4.65%
SEB Aktiesparfond		47.79%	4.29%
Virtus SGA Global Growth Fund		23.06%	4.12%
PGIM Jennison Global Opportunities Fund		34.00%	-10.72%
BNY Mellon Investment Fds. - Global Equity Fund		18.74%	-10.85%
Covea Actions Monde		16.63%	-11.25%
SVS Aubrey Capital Mgmt. Inv. Funds - Global Conviction F..		24.71%	-14.65%
AIM Fds. Grp. (IFG) - Invesco Global Core Equity Fund		22.91%	-17.51%
Delaware Global Equity Fund		22.01%	-47.97%
Delaware Global Equity Fund II		22.04%	-48.03%

EMEA: Largest Fund Flows, \$ 4/30/2023 - 10/31/2023

Fund Name	New or Closed	Fund AUM, \$	Fund Flows, \$
American Funds Capital World Growth & Income Fund		\$26,866M	\$1,680.0M
American Funds New Economy Fund		\$3,273M	\$827.2M
Swedbank Robur Globalfond		\$989M	\$481.5M
DWS Top Dividende		\$7,630M	\$342.3M
American Funds New Perspective Fund		\$32,244M	\$329.3M
Deka - Globale Aktien LowRisk		\$1,240M	\$135.7M
Franklin Mutual Ser. Fds. - Quest Fund		\$656M	\$134.3M
St. James's Place Unit Trust - Sust. & Responsible Eq.		\$2,140M	(\$172.2M)
Carmignac Investissement		\$943M	(\$197.6M)
PGIM Jennison Global Opportunities Fund		\$1,710M	(\$215.0M)
Swedbank Robur Kapitalinvest		\$2,602M	(\$223.8M)
BNY Mellon Investment Fds. - Global Income Fund		\$1,533M	(\$232.5M)
Fundsmith Equity Fund		\$7,111M	(\$437.0M)
Fidelity Funds SICAV - Global Dividend Fund		\$5,261M	(\$553.2M)

Asia: Largest Changes in Weight, % 4/30/2023 - 10/31/2023

Fund Name	New or Closed	Fund Weight, %	Weight Change, %
Delaware Global Equity Fund II		16.28%	11.61%
Delaware Global Equity Fund		16.26%	11.59%
SVS Aubrey Capital Mgmt. Inv. Funds - Global Conviction Fun..		18.13%	9.48%
Artemis Global Income Fund		20.98%	7.64%
Covea Actions Monde		24.42%	6.13%
GAM Star Fund Plc - Worldwide Equity		12.59%	5.81%
Kepler Risk Select Aktienfonds		28.56%	5.77%
abrdn Global Sust. and Resp. Investment Equity Fund		17.25%	-4.82%
Threadneedle (Lux) - Global Focus Fund		15.95%	-4.91%
Natixis AM Funds - Seeyond Global MinVal		22.65%	-5.00%
Aberdeen Standard SICAV I - Global Sustainable Equity Fund		16.94%	-5.33%
Liontrust Investment Funds I - Global Innovation Fund		3.04%	-6.49%
Handelsbanken Global Tema		15.81%	-6.63%
Artisan Global Equity Fund		11.83%	-11.06%

Asia: Largest Fund Flows, \$ 4/30/2023 - 10/31/2023

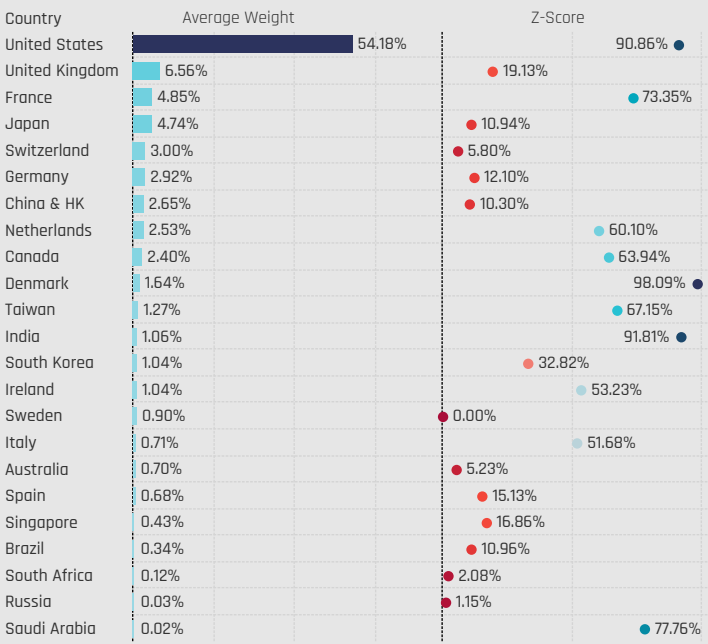
Fund Name	New or Closed	Fund AUM, \$	Fund Flows, \$
Old Westbury Large Cap Strategies Fund		\$2,192M	\$219.2M
Franklin Mutual Ser. Fds. - Beacon Fund		\$238M	\$170.2M
BlackRock Global Funds - Systematic Global Equity High Inco..		\$1,026M	\$159.4M
BNY Mellon Investment Fds. - Global Income Fund		\$463M	\$154.2M
Swedbank Robur Kapitalinvest		\$410M	\$150.4M
Swedbank Robur Allemansfond Komplet		\$629M	\$118.2M
Artemis Global Income Fund		\$280M	\$86.7M
First Eagle Global Fund		\$5,602M	(\$101.0M)
SEB Fund 1 - Global Fund		\$65M	(\$120.5M)
Fidelity Funds SICAV - Global Dividend Fund		\$1,054M	(\$180.6M)
Handelsbanken Global Tema		\$517M	(\$198.0M)
American Funds New Economy Fund		\$1,923M	(\$523.2M)
American Funds New Perspective Fund		\$10,608M	(\$627.9M)
American Funds Capital World Growth & Income Fund		\$16,373M	(\$1,536.2M)

Country Allocations

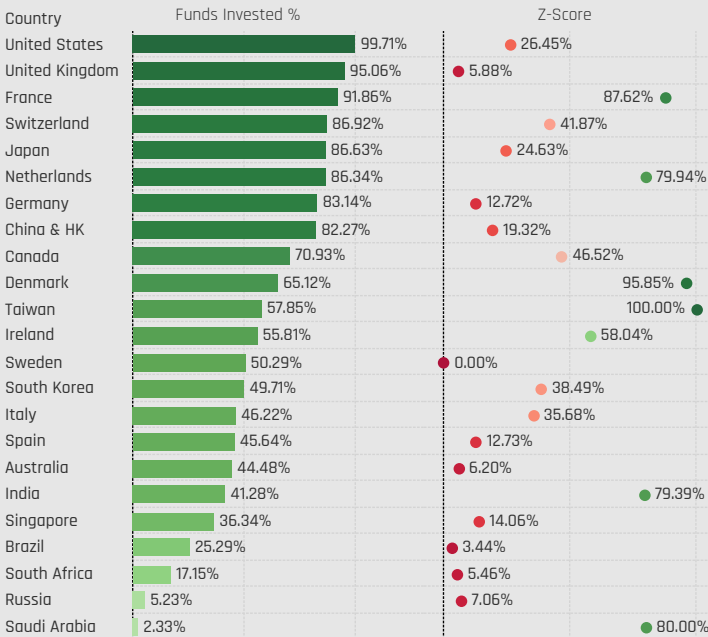


Country Allocations

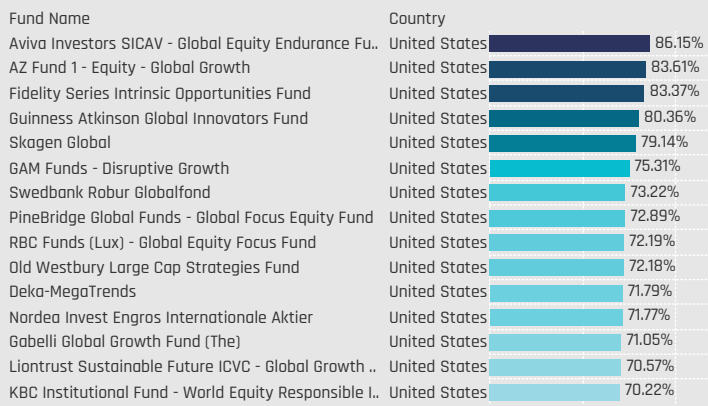
Major Countries: Average Fund Weights / Z-Score (9/30/2012 - Present)



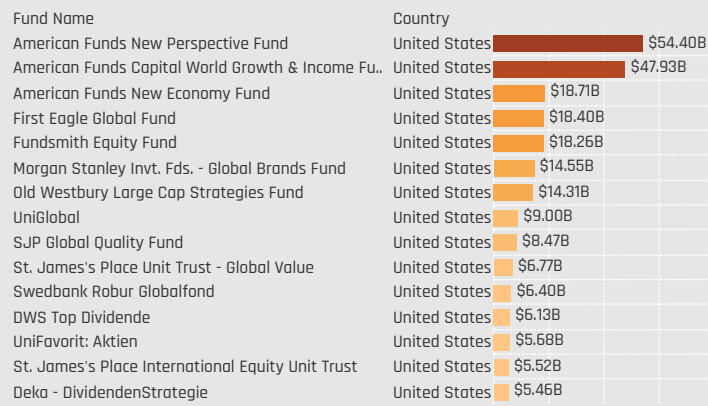
Major Countries: Funds Invested %



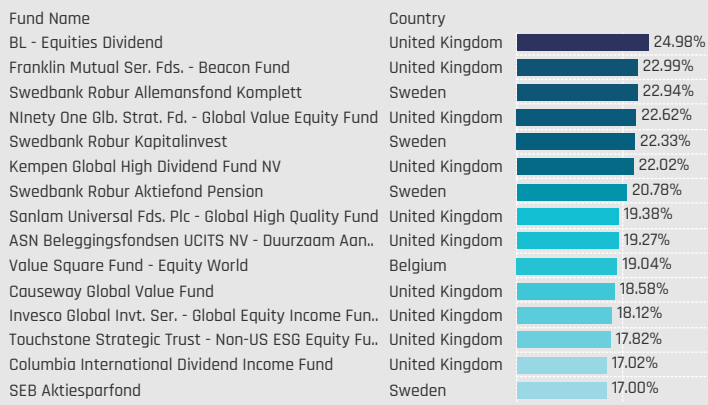
Americas: Largest Fund Country Weights, %



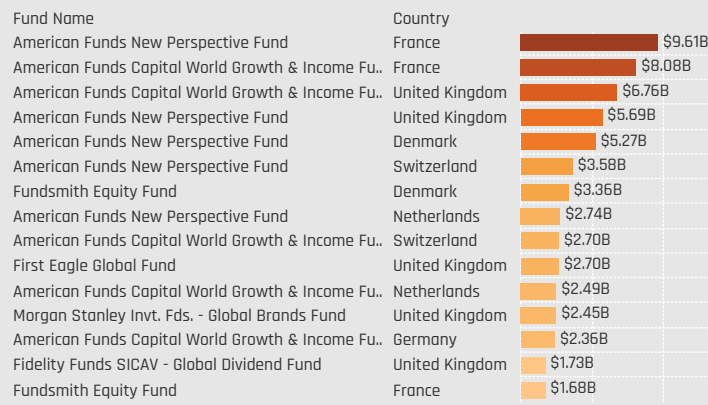
Americas: Largest Fund Country AUM, \$



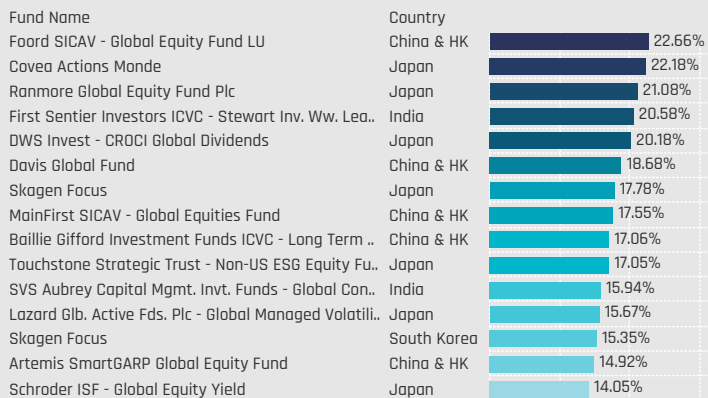
EMEA: Largest Fund Country Weights, %



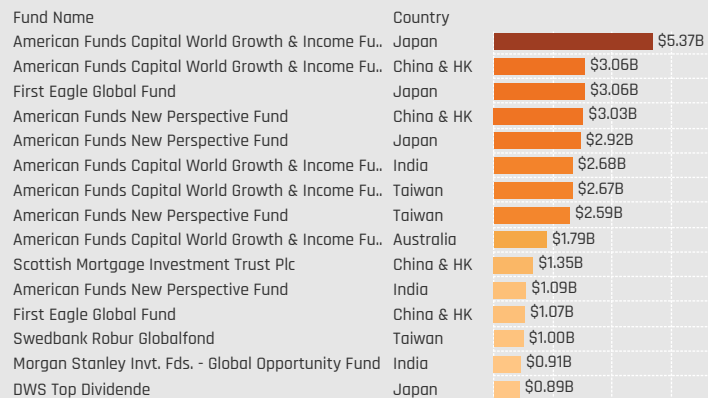
EMEA: Largest Fund Country AUM, \$



Asia: Largest Fund Country Weights, %

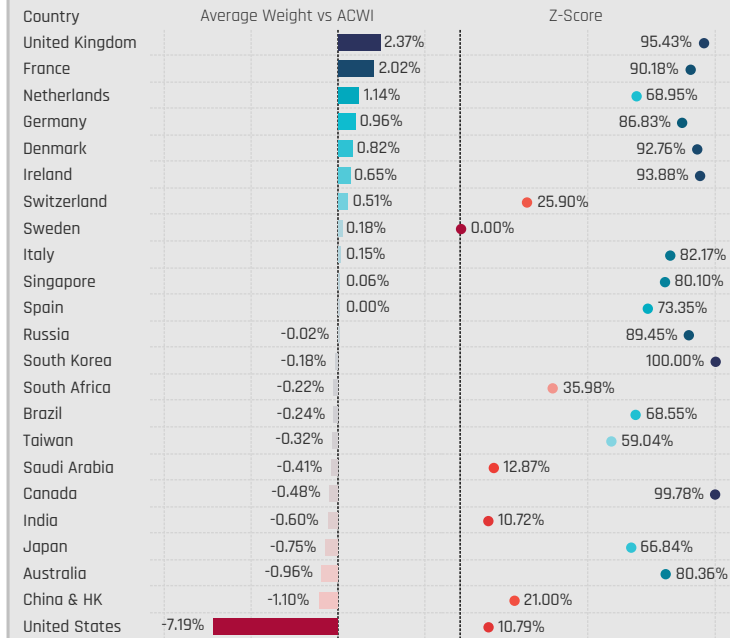


Asia: Largest Fund Country AUM, \$

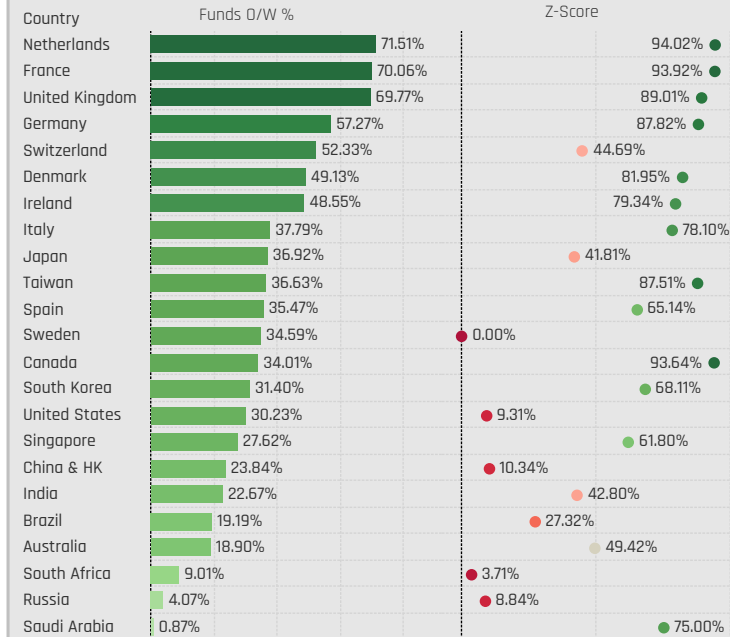


Country Allocations Relative to Benchmark

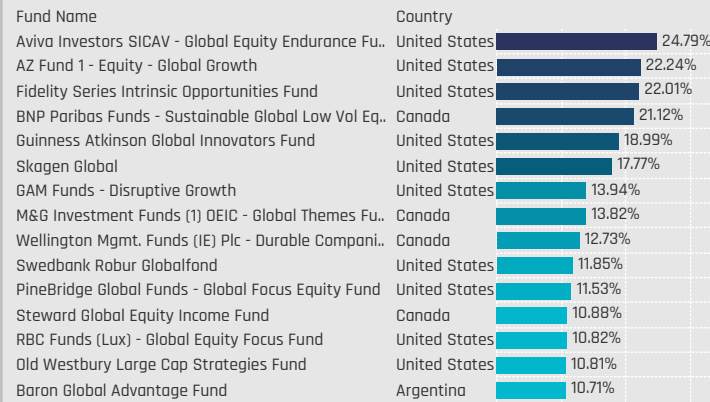
Major Countries: Average Weight vs ACWI / Z-Score (9/30/2012 - Present)



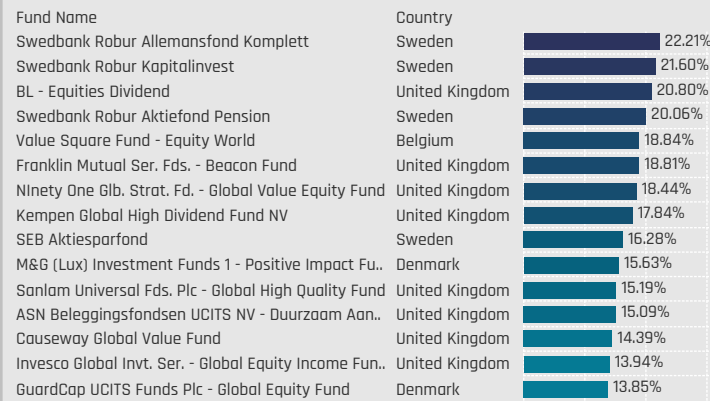
Major Countries: Funds Overweight % / Z-Score (9/30/2012 - Present)



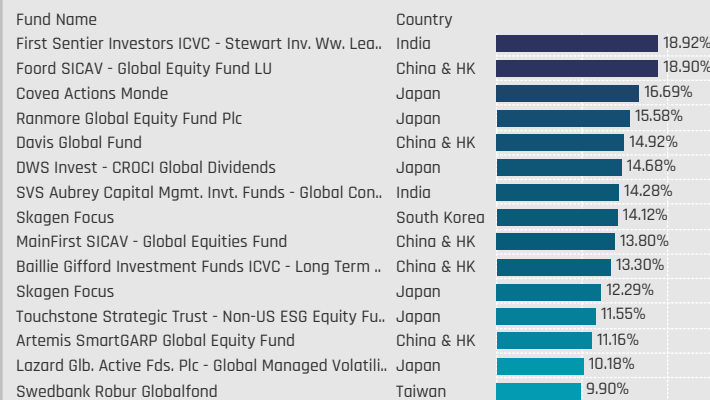
Americas: Largest Fund Country Overweights, %



EMEA: Largest Fund Country Overweights, %



Asia: Largest Fund Country Overweights, %



Americas: Largest Fund Country Underweights, %



EMEA: Largest Fund Country Underweights, %

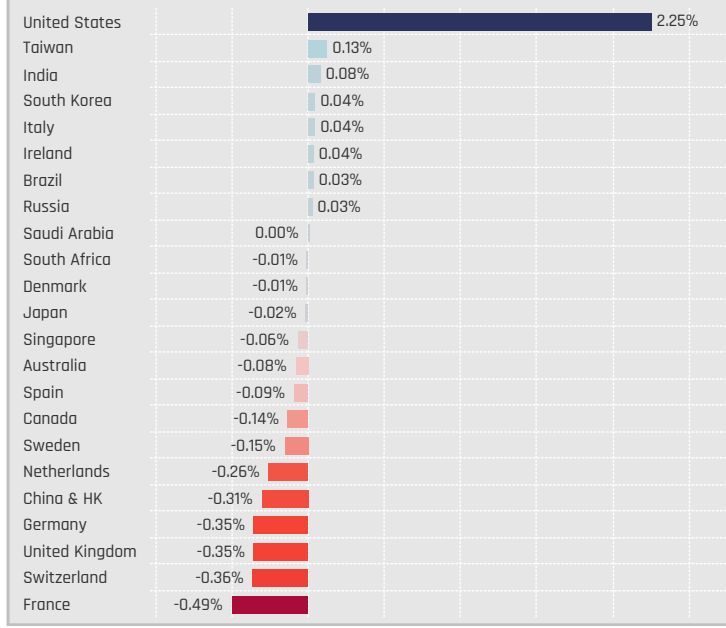


Asia: Largest Fund Country Underweights, %

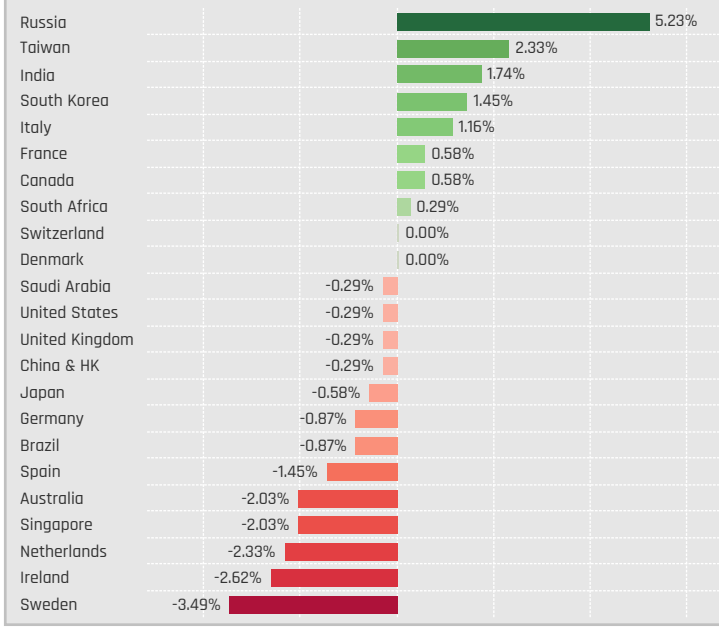


Country Allocation Changes [Aggregate]

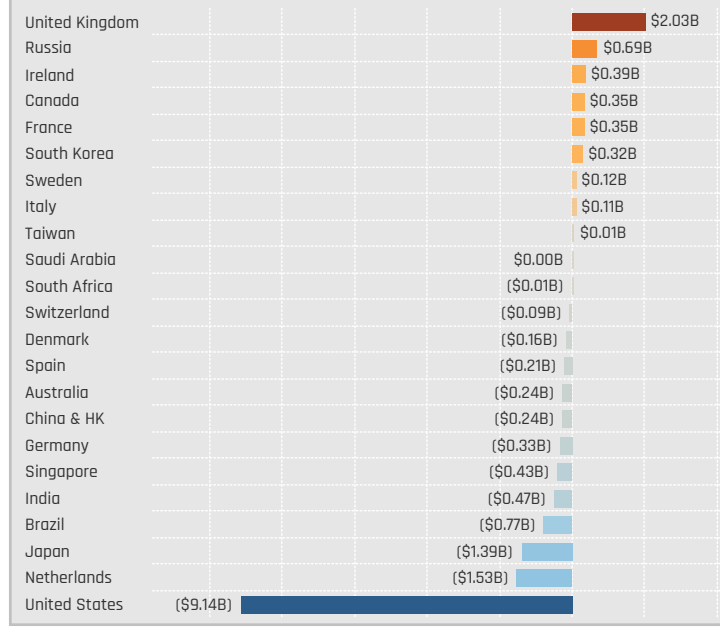
Major Countries: Change in Average Weight
4/30/2023 - 10/31/2023



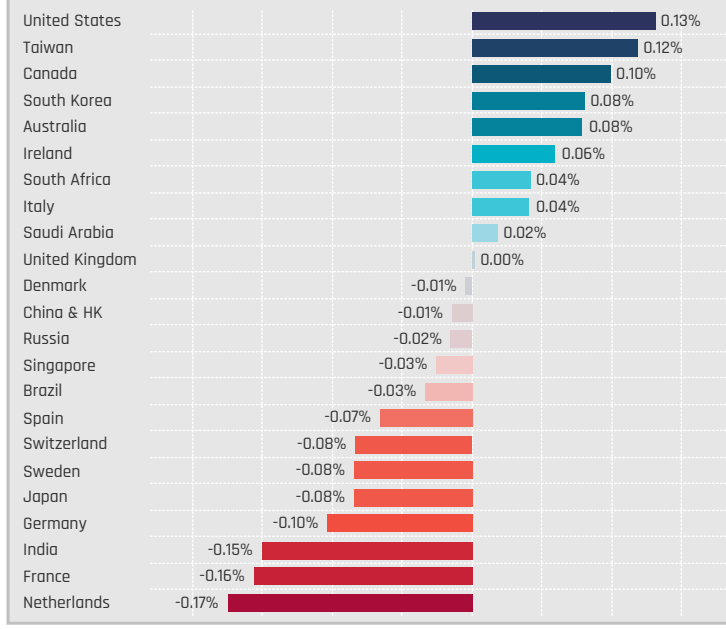
Major Countries: Change in Funds Invested %
4/30/2023 - 10/31/2023



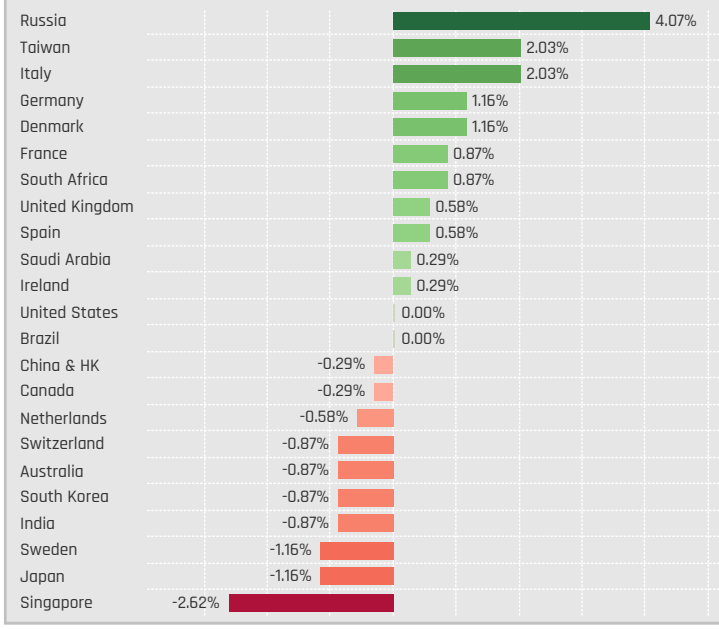
Major Countries: Combined Fund Flows, \$
4/30/2023 - 10/31/2023



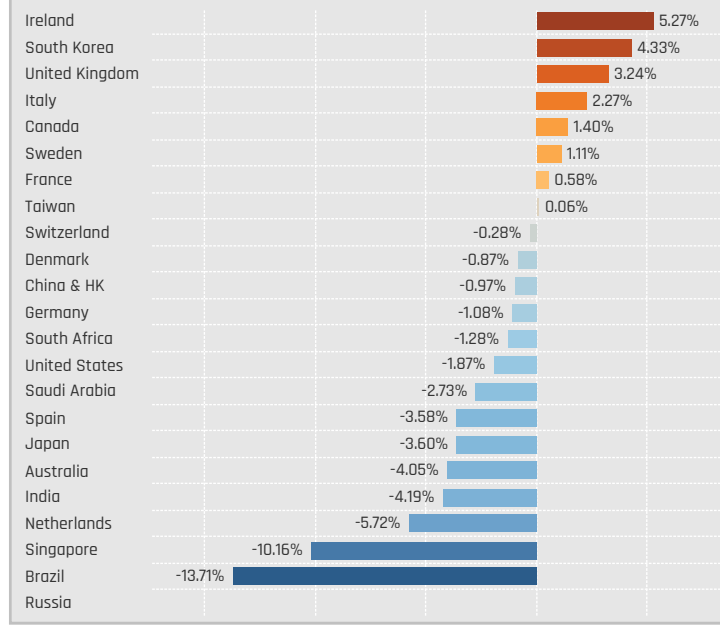
Major Countries: Change in Average Weight vs ACWI
4/30/2023 - 10/31/2023



Major Countries: Change in Funds Overweight %
4/30/2023 - 10/31/2023



Major Countries: Combined Fund Flows as Percentage of AUM
4/30/2023 - 10/31/2023



Country Allocation Changes [Fund Level]

Americas: Largest Changes in Country Weight, %, 4/30/2023 - 10/31/2023

Fund Name	New or Closed	Country	Fund Weight, %	Weight Change, %
Delaware Global Equity Fund		United States	53.11%	27.76%
Delaware Global Equity Fund II		United States	52.94%	27.62%
PGIM Jennison Global Opportunities Fund		United States	57.80%	16.20%
AIM Fds. Grp. (IFG) - Invesco Global Core Equity ..		United States	60.57%	14.14%
Baring Global Umbrella Fund - Global Leaders F..		United States	44.45%	11.29%
DWS Invest - CROCI Global Dividends		United States	39.60%	9.99%
T Rowe Price Global Stock Fund		United States	68.32%	9.75%
Fundsmith Equity Fund		United States	65.51%	-4.83%
Castle Focus Fund		United States	59.58%	-5.59%
Mundoval Fund		United States	66.42%	-5.78%
FTIF SICAV - Growth (Euro) Fund		United States	38.94%	-6.56%
Sarasin Funds ICVC - Global Dividend Fund		United States	46.94%	-6.93%
Artemis Global Income Fund		United States	27.39%	-9.86%
BNY Mellon Investment Fds. - Global Equity Fund		United States	39.96%	-13.76%

Americas: Largest Country Level Fund Flows, \$, 4/30/2023 - 10/31/2023

Fund Name	New or Closed	Country	Fund AUM, \$	Fund Flows, \$
American Funds Capital World Growth & Incom..		Canada	\$5,401M	\$699.4M
PGIM Jennison Global Opportunities Fund		United States	\$2,907M	\$551.3M
T Rowe Price Global Stock Fund		United States	\$3,557M	\$485.7M
Deka - GlobalChampions CF/TF		United States	\$4,076M	\$424.2M
BlackRock Global Funds - Systematic Global Eq..		United States	\$2,680M	\$315.6M
Dodge & Cox Global Stock Fund		United States	\$4,882M	\$267.8M
Guinness Asset Mgmt. Fund Plc - Global Equity I..		United States	\$2,876M	\$259.9M
First Eagle Global Fund		United States	\$18,400M	(\$416.3M)
American Funds Capital World Growth & Incom..		Brazil	\$1,994M	(\$488.9M)
FTIF SICAV - Growth (Euro) Fund		United States	\$2,734M	(\$490.6M)
SEB Fund 1 - Global Fund		United States	\$424M	(\$770.3M)
American Funds Capital World Growth & Incom..		United States	\$47,932M	(\$1,891.1M)
American Funds New Perspective Fund		United States	\$54,401M	(\$1,937.7M)
Fundsmith Equity Fund		United States	\$18,256M	(\$3,000.9M)

EMEA: Largest Changes in Country Weight, %, 4/30/2023 - 10/31/2023

Fund Name	New or Closed	Country	Fund Weight, %	Weight Change, %
Mundoval Fund	New	France	7.55%	7.55%
Causeway Global Value Fund		United Kingdom	18.58%	5.61%
Virtus NFJ Global Sustainability Fund		Germany	7.71%	5.11%
Fidelity Inv. Funds - Global Focus Fund		Ireland	6.13%	4.41%
Longleaf Partners Global Fund	New	Russia	4.39%	4.39%
Eaton Vance Richard Bernstein Equity Strategy..		Germany	5.73%	4.36%
SEB Aktiesparfond		United Kingdom	14.88%	4.25%
Delaware Global Equity Fund II		Switzerland	2.50%	-7.77%
Delaware Global Equity Fund		Switzerland	2.50%	-7.77%
Delaware Global Equity Fund	Close	Sweden	0.00%	-7.93%
Delaware Global Equity Fund II	Close	Sweden	0.00%	-7.94%
AIM Fds. Grp. (IFG) - Invesco Global Core Equity ..	Close	Germany	0.00%	-10.07%
Delaware Global Equity Fund		Germany	1.99%	-10.12%
Delaware Global Equity Fund II		Germany	1.99%	-10.12%

EMEA: Largest Country Level Fund Flows, \$, 4/30/2023 - 10/31/2023

Fund Name	New or Closed	Country	Fund AUM, \$	Fund Flows, \$
American Funds Capital World Growth & Incom..		United Kingdom	\$6,764M	\$1,121.8M
American Funds New Perspective Fund		France	\$9,610M	\$474.6M
American Funds Capital World Growth & Incom..	New	Russia	\$413M	\$413.9M
Franklin Mutual Ser. Fds. - Global Discovery Fund		United Kingdom	\$1,349M	\$343.0M
Fundsmith Equity Fund		United Kingdom	\$1,352M	\$336.9M
American Funds New Economy Fund		United Kingdom	\$621M	\$283.0M
American Funds Capital World Growth & Incom..		France	\$8,079M	\$271.3M
Carmignac Investissement		France	\$368M	(\$193.6M)
Fundsmith Equity Fund		Denmark	\$3,361M	(\$206.7M)
American Funds New Perspective Fund		Norway	\$577M	(\$232.8M)
American Funds Capital World Growth & Incom..		Netherlands	\$2,494M	(\$245.9M)
Fidelity Funds SICAV - Global Dividend Fund		Finland	\$270M	(\$287.6M)
American Funds New Perspective Fund		Netherlands	\$2,742M	(\$505.3M)
Fundsmith Equity Fund	Close	Finland		(\$567.2M)

Asia: Largest Changes in Country Weight, %, 4/30/2023 - 10/31/2023

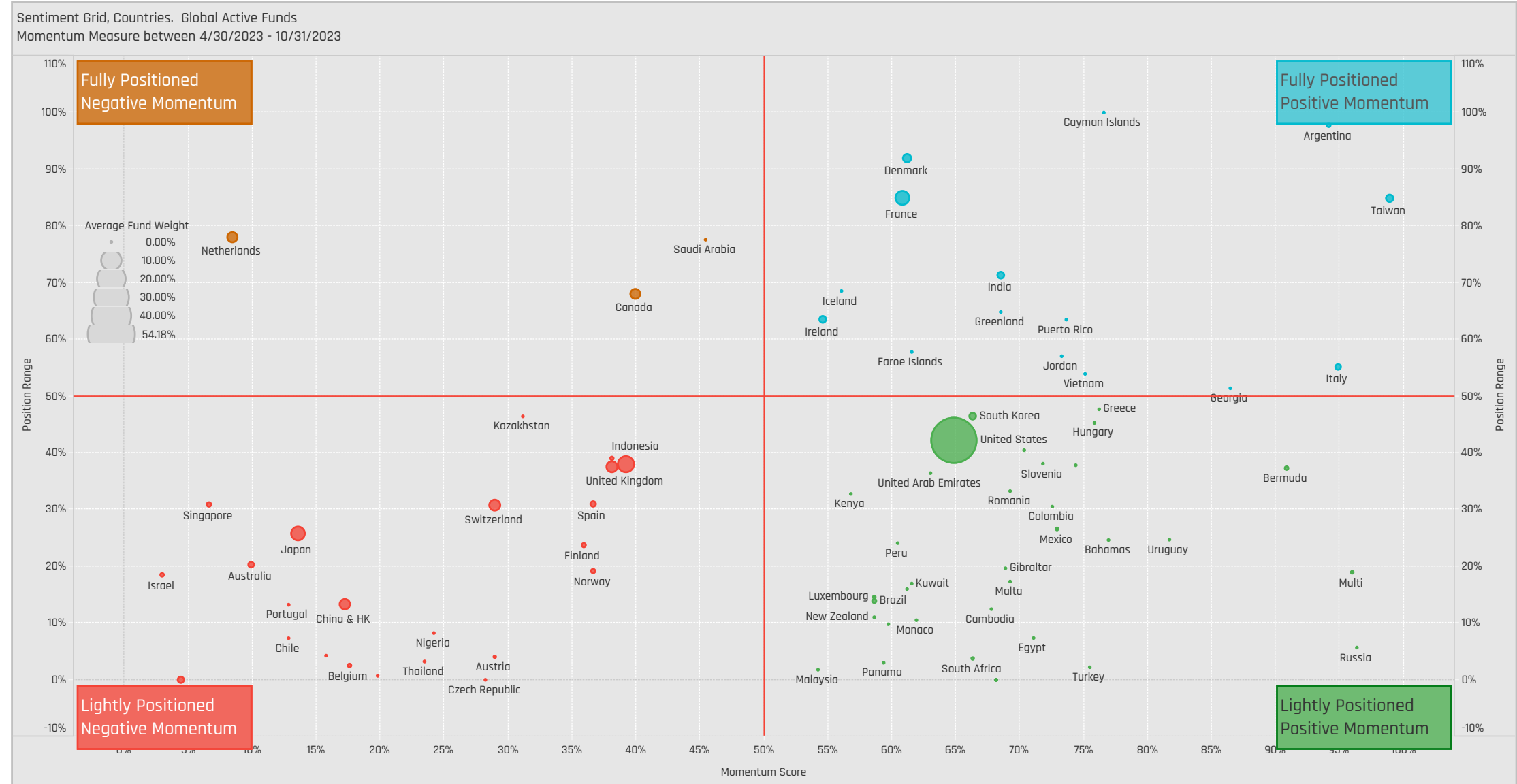
Fund Name	New or Closed	Country	Fund Weight, %	Weight Change, %
SVS Aubrey Capital Mgmt. Inv. Funds - Global ..	New	India	15.94%	15.94%
Artemis Global Income Fund		Japan	13.81%	6.40%
BlackRock Global Funds - Systematic Global Eq..		Japan	11.55%	5.44%
Delaware Global Equity Fund II	New	China & HK	5.38%	5.38%
Delaware Global Equity Fund	New	China & HK	5.37%	5.37%
Covea Actions Monde		Japan	22.18%	4.85%
Ninety One Glob. Strat. Fd. - Global Strategic Equ..		China & HK	11.36%	4.75%
Alger Global Focus Fund		China & HK	3.54%	-3.70%
Natixis AM Funds - Seeyond Global MinVal		Japan	5.32%	-3.78%
Artemis SmartGARP Global Equity Fund		China & HK	14.92%	-4.03%
DWS Invest - CROCI Global Dividends		Japan	20.18%	-4.37%
Handelsbanken Global Tema	Close	China & HK	0.00%	-4.54%
SVS Aubrey Capital Mgmt. Inv. Funds - Global ..		China & HK	2.19%	-6.46%
Artisan Global Equity Fund		China & HK	2.51%	-13.54%

Asia: Largest Country Level Fund Flows, \$, 4/30/2023 - 10/31/2023

Fund Name	New or Closed	Country	Fund AUM, \$	Fund Flows, \$
Old Westbury Large Cap Strategies Fund		Japan	\$360M	\$253.3M
BlackRock Global Funds - Systematic Global Eq..		Japan	\$526M	\$248.6M
American Funds New Perspective Fund		China & HK	\$3,026M	\$149.9M
American Funds Capital World Growth & Incom..		Indonesia	\$238M	\$136.5M
Swedbank Robur Allemansfond Komplet		Taiwan	\$294M	\$109.0M
American Funds Capital World Growth & Incom..		China & HK	\$3,062M	\$101.6M
BNY Mellon Investment Fds. - Global Income Fu..	New	Taiwan	\$106M	\$101.0M
American Funds New Economy Fund		Japan	\$204M	(\$164.4M)
American Funds New Economy Fund		India	\$493M	(\$173.1M)
American Funds New Economy Fund		China & HK	\$404M	(\$211.4M)
American Funds Capital World Growth & Incom..		Taiwan	\$2,669M	(\$253.8M)
American Funds Capital World Growth & Incom..		Singapore	\$462M	(\$274.0M)
American Funds New Perspective Fund		India	\$1,092M	(\$352.1M)
American Funds Capital World Growth & Incom..		Japan	\$5,372M	(\$1029.1M)

Country Sentiment Grid

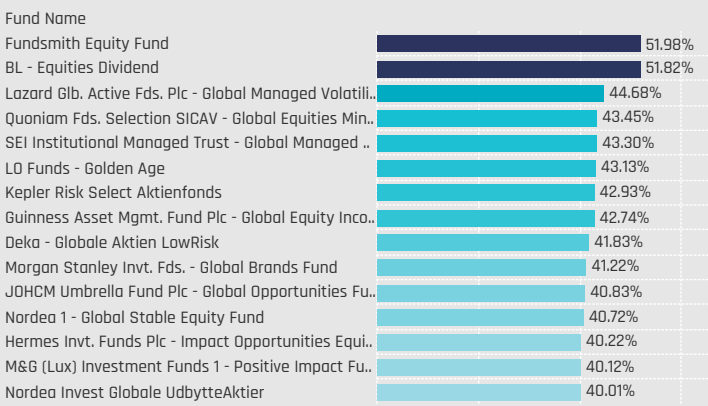
We combine the latest Country positioning, long-term positioning and short-term fund activity in the 'Sentiment Grid', below. The Y-Axis measures where today's ownership levels in each Country sit relative to the long-term range. We calculate the Z-Score of today's average weight, funds invested % and funds D/W %, relative to all monthly observations in our fund history (going back to 9/30/2012). A figure close to 100% would indicate today's positioning is close to its maximum ever level, a figure close to zero, the lowest. The X-axis provides a measure of short-term fund activity, or 'Momentum', by looking at the changes in average weight, funds invested % and funds o/w % between 4/30/2023 and 10/31/2023, relative to each Country. A figure above 50% means a Country has seen relative increases in ownership, a figure below 50% indicates a relative decrease in positioning. The size of the bubble represents the average weight of each Country.



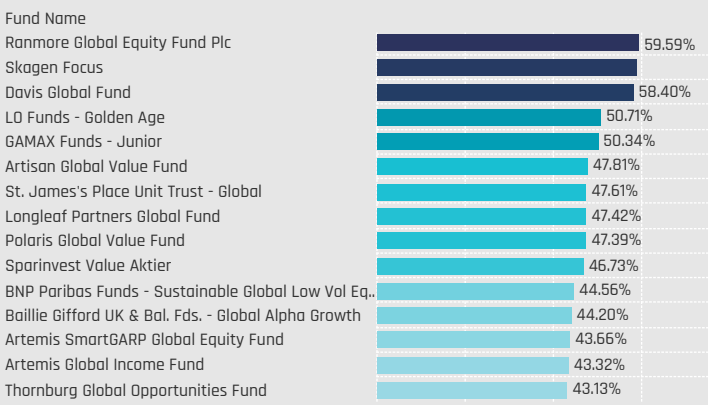
Sector Group Allocations

Sector Group Allocations

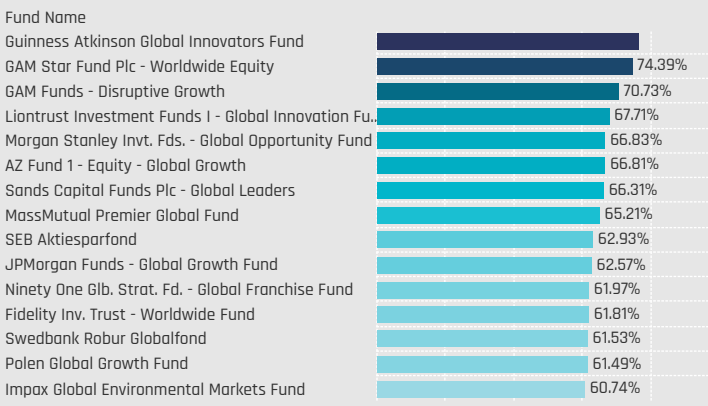
Defensive: Largest Fund Weights, %



Cyclical: Largest Fund Weights, %

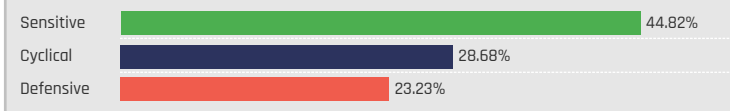


Sensitive: Largest Fund Weights, %

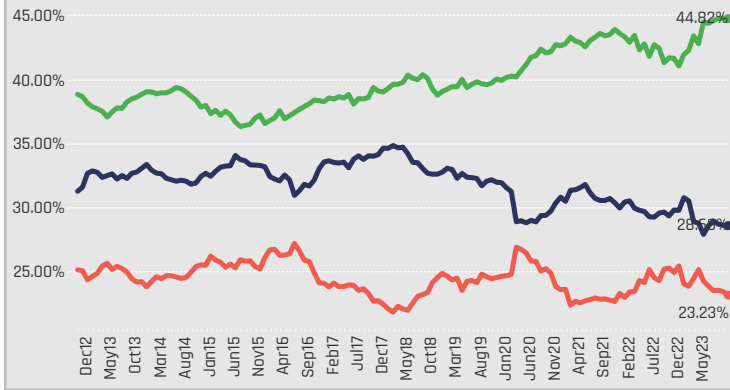


Defensives: Consumer Staples, Health Care, Utilities
 Cyclical: Consumer Discretionary, Financials, Materials, Real Estate
 Sensitive: Communication Services, Energy, Industrials, Information Technology

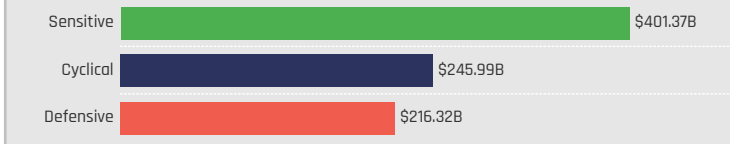
Average Fund Weight by Sector Group



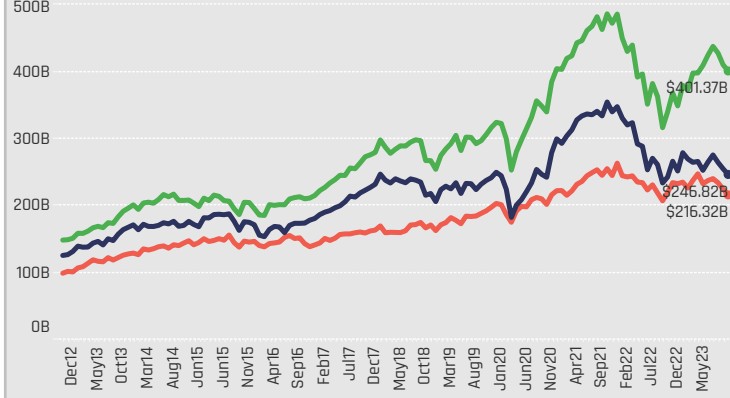
Average Fund Weight Time-Series by Sector Group



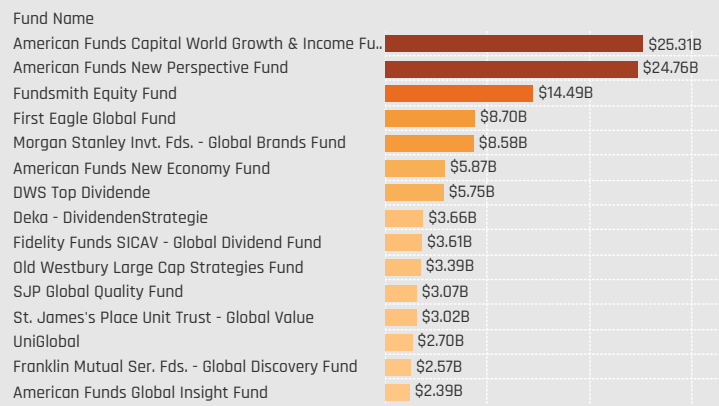
Combined Fund AUM, \$ by Sector Group



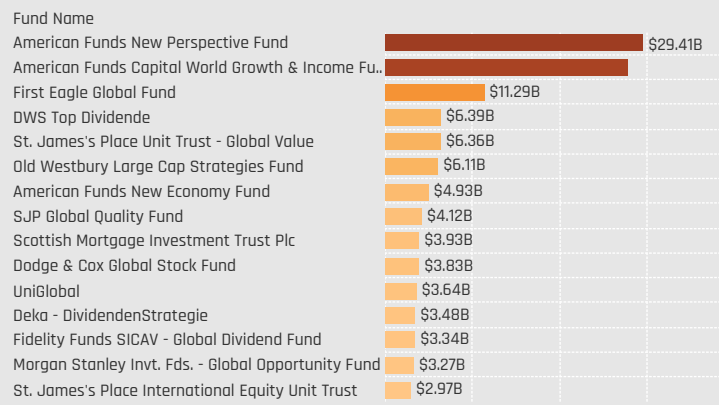
Combined Fund AUM, \$ Time-Series by Sector Group



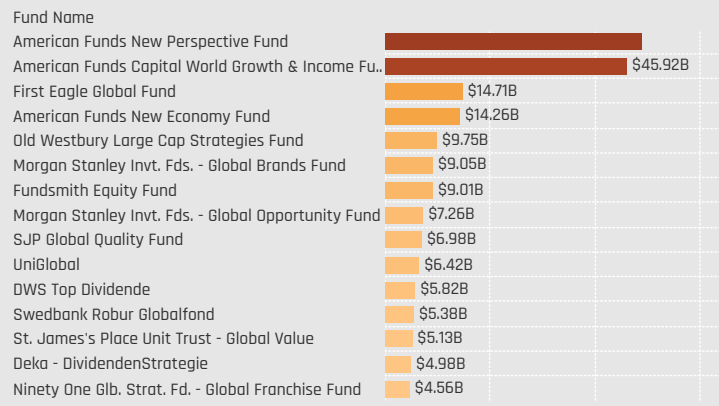
Defensive: Largest Fund AUM, \$



Cyclical: Largest Fund AUM, \$

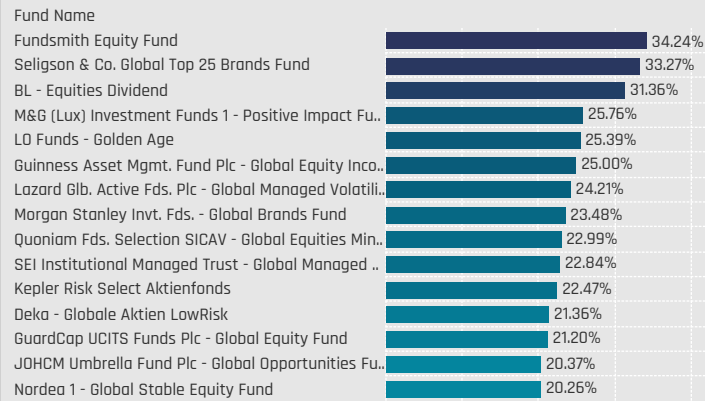


Sensitive: Largest Fund AUM, \$

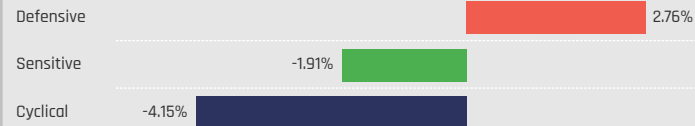


Sector Group Allocations Relative to Benchmark

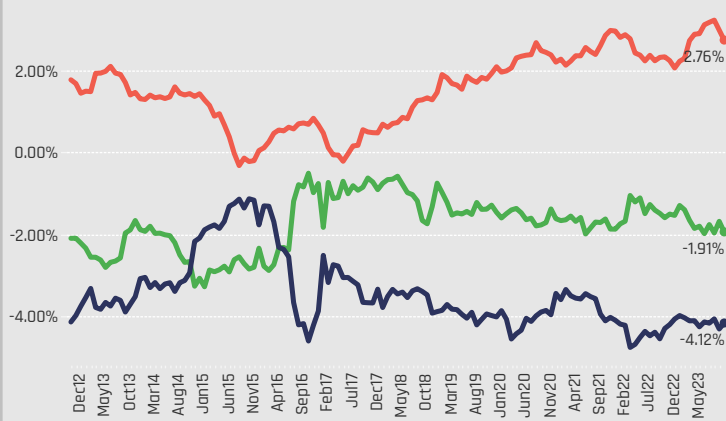
Defensive: Largest Overweight Allocations, %



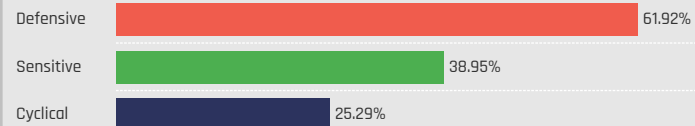
Average Fund Weight vs ACWI by Sector Group



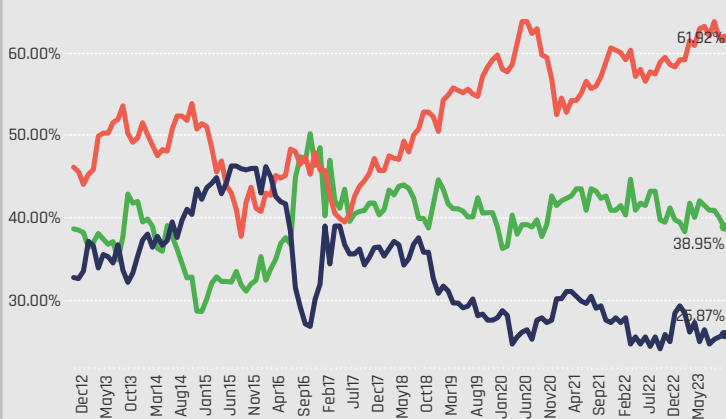
Average Fund Weight vs ACWI Time-Series by Sector Group



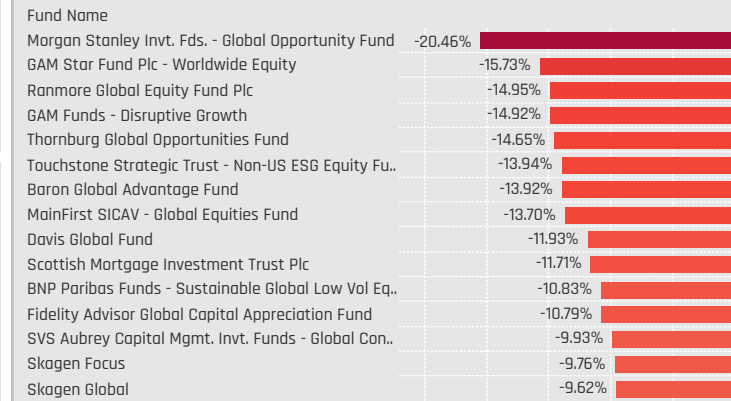
Percentage of Funds Overweight the ACWI by Sector Group



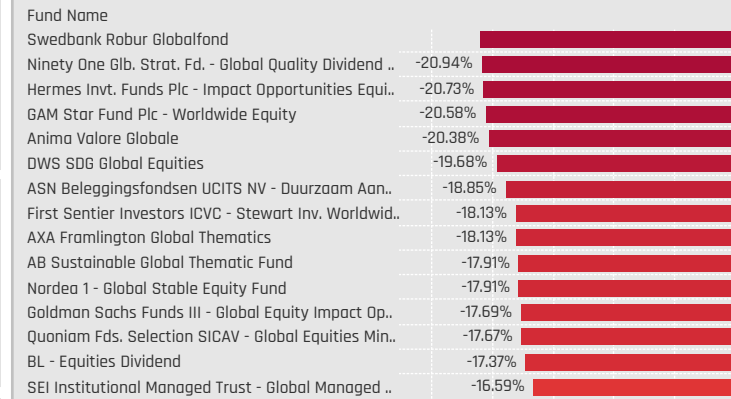
Percentage of Funds Overweight the ACWI Time-Series by Sector Group



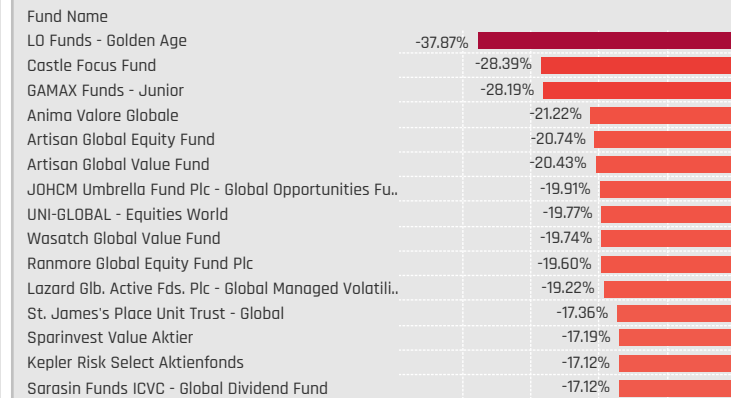
Defensive: Largest Underweight Allocations, %



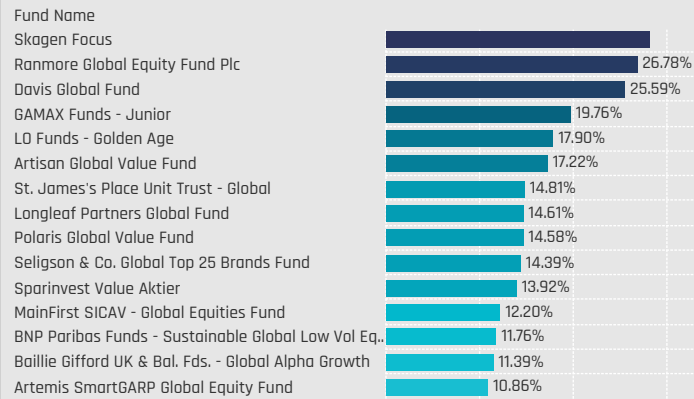
Cyclical: Largest Underweight Allocations, %



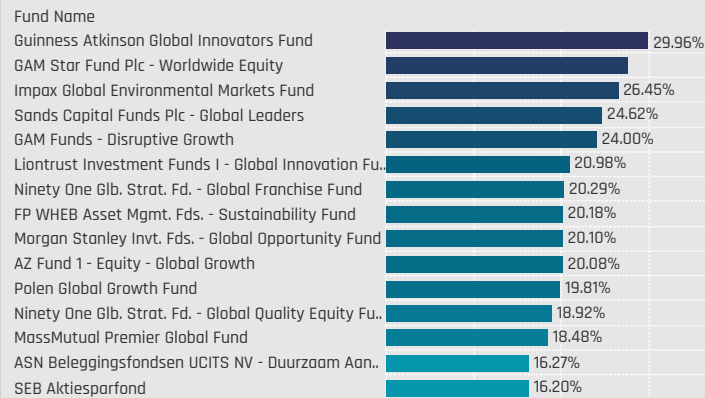
Sensitive: Largest Underweight Allocations, %



Cyclical: Largest Overweight Allocations, %



Sensitive: Largest Overweight Allocations, %



Sector Group Allocation Changes [Fund Level]

Defensives: Largest Changes in Fund Weight, %. 4/30/2023 - 10/31/2023

Fund Name	New or Closed	Fund Weight, %	Weight Change, %
Langleaf Partners Global Fund		16.75%	8.76%
Virtus NFJ Global Sustainability Fund		25.87%	6.41%
Swiss Life Funds (CH) Equity Global Protect Enhanced (CHF hd..)		27.09%	5.31%
UNI-GLOBAL - Equities World		35.14%	4.82%
Causeway Global Value Fund		24.48%	4.38%
Virtus Vontobel Global Opportunities Fund		36.38%	4.27%
Franklin Mutual Ser. Fds. - Quest Fund		36.12%	3.88%
Eaton Vance Richard Bernstein Equity Strategy Fund		32.17%	-8.87%
Fonditalia - Equity Global High Dividend		37.62%	-9.19%
Fidelity Funds SICAV - Global Thematic Opportunities Fund		24.49%	-9.30%
Columbia Select Global Equity Fund		17.46%	-10.10%
BNY Mellon Investment Fds. - Global Equity Fund		13.17%	-14.19%
Delaware Global Equity Fund		31.44%	-31.19%
Delaware Global Equity Fund II		31.45%	-31.22%

Defensives: Largest Fund Flows, \$. 4/30/2023 - 10/31/2023

Fund Name	New or Closed	Fund AUM, \$	Fund Flows, \$
DWS Top Dividende		\$5,750M	\$314.7M
Deka - Globale Aktien LowRisk		\$2,020M	\$299.9M
Guinness Asset Mgmt. Fund Plc - Global Equity Income Fund		\$2,045M	\$267.1M
Franklin Mutual Ser. Fds. - Global Discovery Fund		\$2,570M	\$211.4M
Swiss Life Funds (CH) Equity Global Protect Enhanced (CHF h..)		\$516M	\$162.3M
Deka - GlobalChampions CF/TF		\$1,189M	\$161.4M
BlackRock Global Funds - Systematic Global Equity High Inco..		\$1,215M	\$154.5M
FTIF SICAV - Growth (Euro) Fund		\$1,390M	(\$183.0M)
Carmignac Investissement		\$878M	(\$188.4M)
SEB Fund 1 - Global Fund		\$152M	(\$244.6M)
Templeton Growth Fund Inc.		\$1,536M	(\$257.8M)
Old Westbury Large Cap Strategies Fund		\$3,391M	(\$344.4M)
Fidelity Funds SICAV - Global Dividend Fund		\$3,606M	(\$378.2M)
American Funds New Perspective Fund		\$24,758M	(\$1,189.3M)

Cyclicals: Largest Changes in Fund Weight, %. 4/30/2023 - 10/31/2023

Fund Name	New or Closed	Fund Weight, %	Weight Change, %
AIM Fds. Grp. (IFG) - Invesco Global Core Equity Fund		32.83%	13.48%
Delaware Global Equity Fund II		25.58%	8.22%
Delaware Global Equity Fund		25.54%	8.19%
Jupiter Asset Mgmt. Series plc - Merian World Equity Fund		31.29%	7.64%
Quilter Investors Series I - Global Dynamic Equity Fund		33.30%	6.69%
JOHCM Umbrella Fund Plc - Global Select Fund		35.60%	6.64%
Merian Investment Funds Series II - Merian Global Equity Fu..		31.30%	6.17%
Hermes Inv. Funds Plc - Impact Opportunities Equity Fund		12.08%	-5.20%
Calamos Global Equity Fund		24.87%	-5.57%
Fidelity Inv. Trust - Worldwide Fund		25.06%	-6.21%
Franklin Mutual Ser. Fds. - Quest Fund		30.79%	-6.31%
Swiss Life Funds (CH) Equity Global Protect Enhanced (CHF h..)		26.40%	-6.55%
SVS Aubrey Capital Mgmt. Inv. Funds - Global Conviction Fu..		29.56%	-6.97%
Liontrust Investment Funds I - Global Innovation Fund		18.85%	-9.89%

Cyclicals: Largest Fund Flows, \$. 4/30/2023 - 10/31/2023

Fund Name	New or Closed	Fund AUM, \$	Fund Flows, \$
Morgan Stanley Inv. Fds. - Global Brands Fund		\$2,640M	\$339.3M
Templeton Growth Fund Inc.		\$2,078M	\$268.8M
DWS Top Dividende		\$6,385M	\$249.1M
BNY Mellon Investment Fds. - Global Income Fund		\$1,340M	\$232.4M
Dodge & Cox Global Stock Fund		\$3,831M	\$230.0M
Deka - GlobalChampions CF/TF		\$1,527M	\$194.8M
T Rowe Price Global Stock Fund		\$1,401M	\$154.0M
Fidelity Funds SICAV - Global Dividend Fund		\$3,344M	(\$263.1M)
SEB Fund 1 - Global Fund		\$188M	(\$354.1M)
Franklin Mutual Ser. Fds. - Global Discovery Fund		\$2,109M	(\$447.8M)
Fundsmith Equity Fund		\$1,869M	(\$822.8M)
American Funds New Economy Fund		\$4,933M	(\$846.0M)
American Funds Capital World Growth & Income Fund		\$27,721M	(\$870.5M)
American Funds New Perspective Fund		\$29,407M	(\$1,180.3M)

Sensitives: Largest Changes in Fund Weight, %. 4/30/2023 - 10/31/2023

Fund Name	New or Closed	Fund Weight, %	Weight Change, %
Delaware Global Equity Fund		41.81%	21.79%
Delaware Global Equity Fund II		41.65%	21.62%
SVS Aubrey Capital Mgmt. Inv. Funds - Global Conviction Fu..		58.20%	13.13%
Liontrust Investment Funds I - Global Innovation Fund		67.71%	11.33%
Fidelity Inv. Trust - Worldwide Fund		61.81%	9.90%
PGIM Jennison Global Opportunities Fund		51.98%	9.09%
GAM Star Fund Plc - Worldwide Equity		74.39%	8.89%
Aviva Investors SICAV - Global Equity Endurance Fund		54.20%	-4.12%
FTIF SICAV - Global Climate Change Fund		45.36%	-4.33%
Lazard Glb. Active Fds. Plc - Global Managed Volatility Fd.		27.51%	-4.45%
Langleaf Partners Global Fund		32.66%	-4.63%
UNI-GLOBAL - Equities World		25.96%	-4.76%
BNY Mellon Investment Fds. - Global Equity Fund		36.80%	-5.40%
AIM Fds. Grp. (IFG) - Invesco Global Core Equity Fund		48.79%	-8.60%

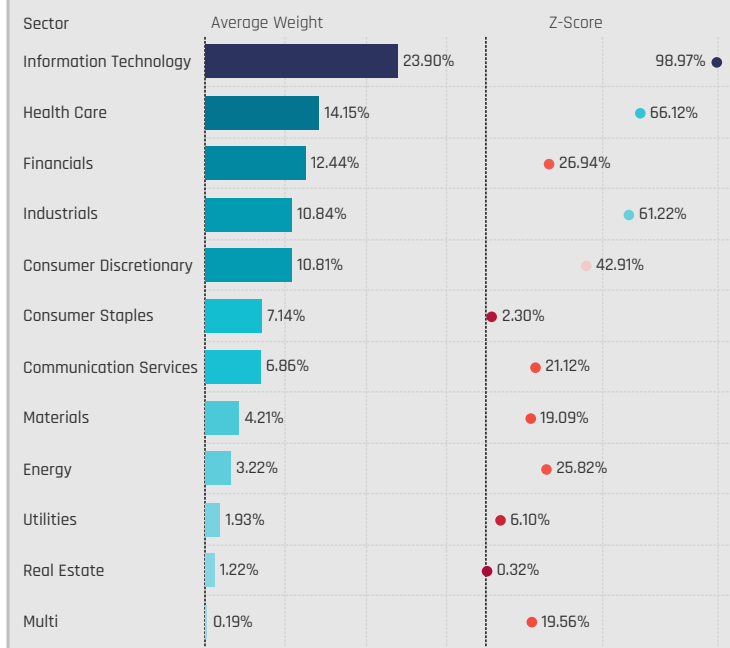
Sensitives: Largest Fund Flows, \$. 4/30/2023 - 10/31/2023

Fund Name	New or Closed	Fund AUM, \$	Fund Flows, \$
American Funds New Economy Fund		\$14,261M	\$1,229.6M
PGIM Jennison Global Opportunities Fund		\$2,615M	\$353.3M
American Funds Global Insight Fund		\$4,235M	\$276.0M
Swedbank Robur Globalfond		\$5,382M	\$265.2M
Fidelity Inv. Trust - Worldwide Fund		\$1,385M	\$204.8M
Scottish Mortgage Investment Trust Plc		\$4,475M	\$203.4M
BlackRock Global Funds - Systematic Global Equity High I..		\$2,060M	\$194.2M
First Eagle Global Fund		\$14,707M	(\$438.8M)
Morgan Stanley Inv. Fds. - Global Brands Fund		\$9,055M	(\$442.7M)
American Funds Capital World Growth & Income Fund		\$45,920M	(\$452.6M)
DWS Top Dividende		\$5,818M	(\$458.2M)
SEB Fund 1 - Global Fund		\$284M	(\$504.0M)
FTIF SICAV - Growth (Euro) Fund		\$2,916M	(\$506.6M)
Fundsmith Equity Fund		\$9,011M	(\$2,577.2M)

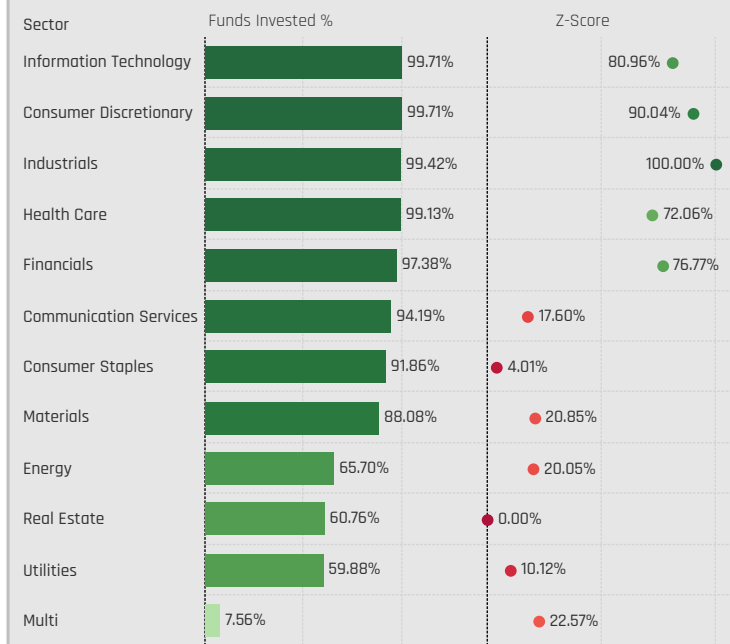
Sector Allocations

Sector Allocations

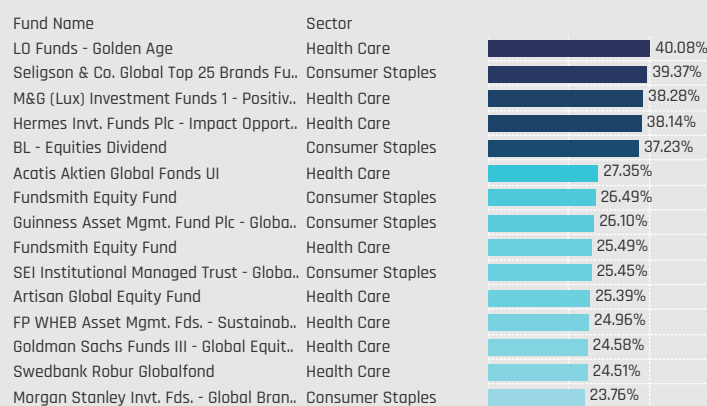
Sectors: Average Fund Weights / Z-Score (9/30/2012 - Present)



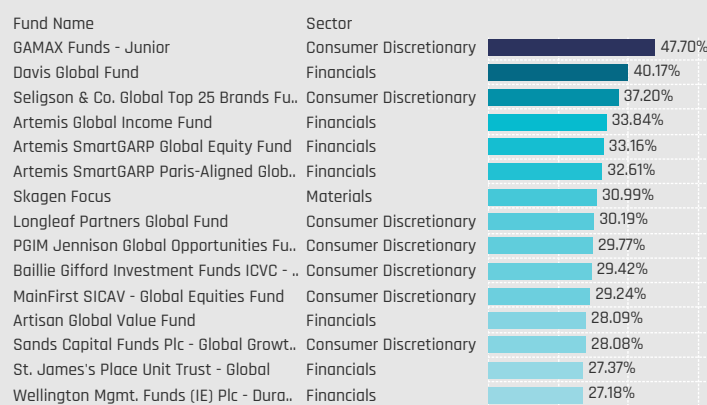
Sectors: Funds Invested %



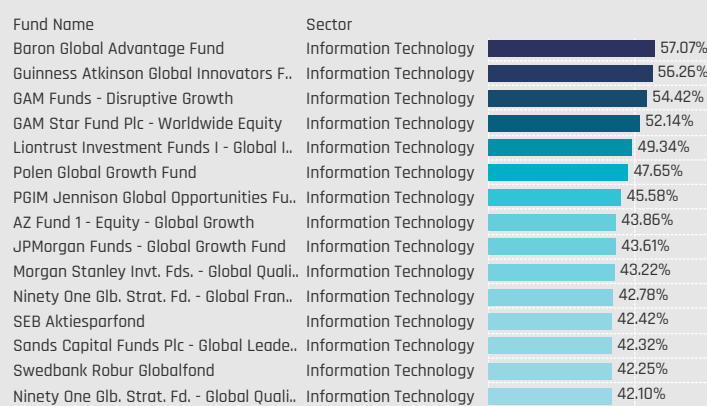
Defensive Sectors: Largest Fund Weights, %



Cyclical Sectors: Largest Fund Weights, %



Sensitive Sectors: Largest Fund Weights, %



Defensive Sectors: Largest Fund AUM, \$



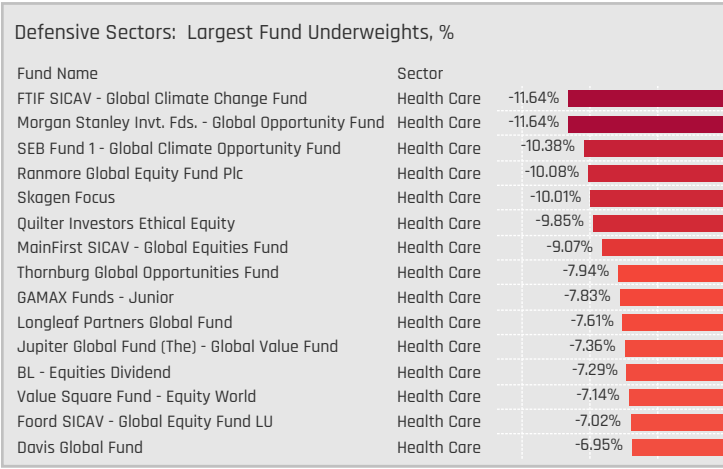
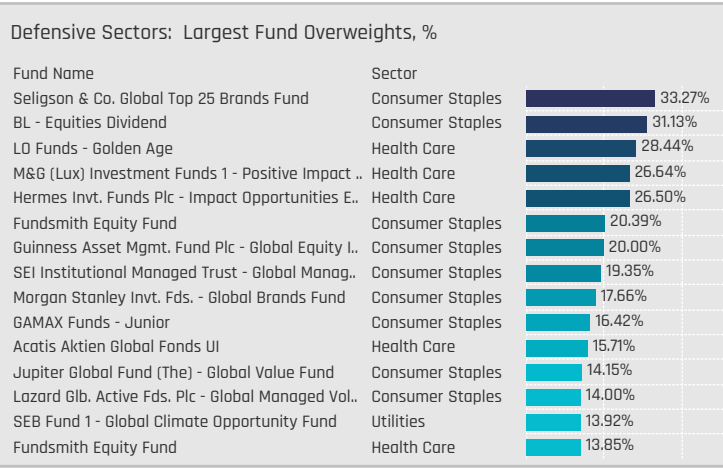
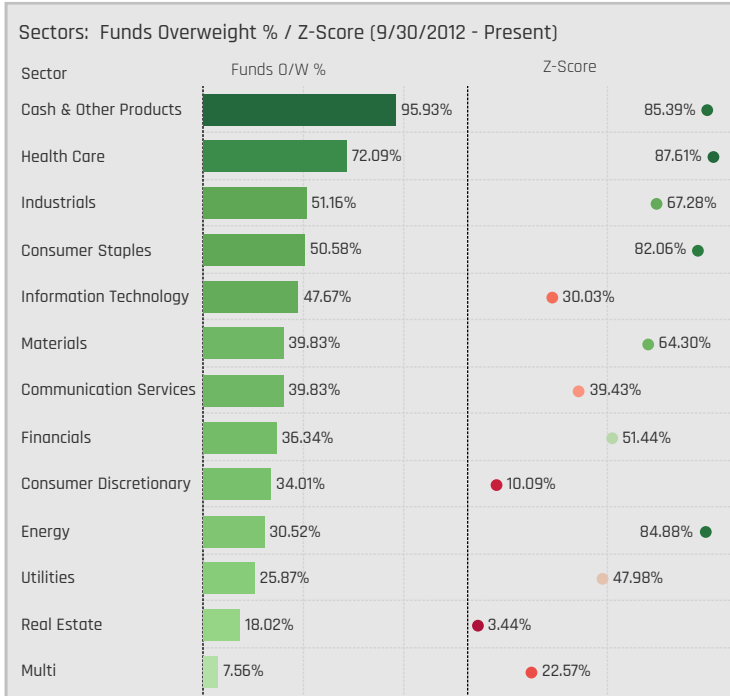
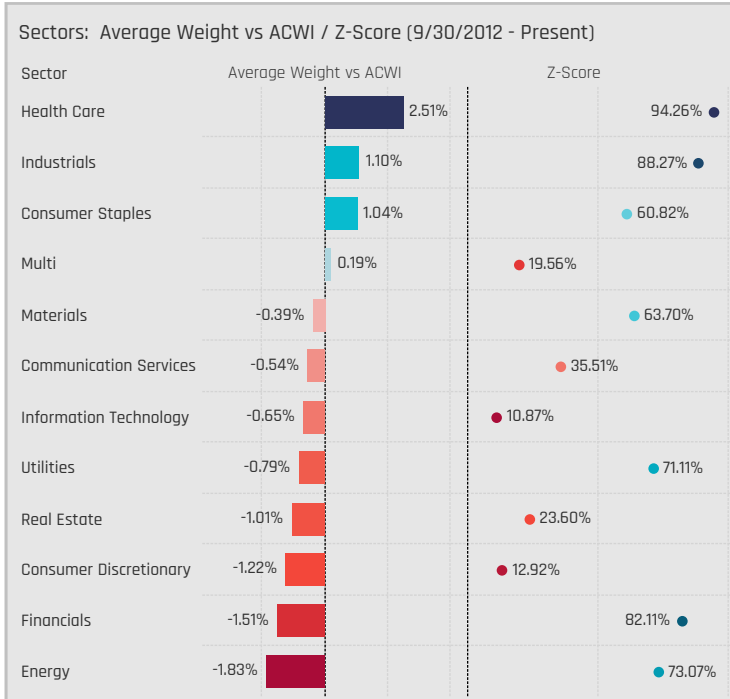
Cyclical Sectors: Largest Fund AUM, \$



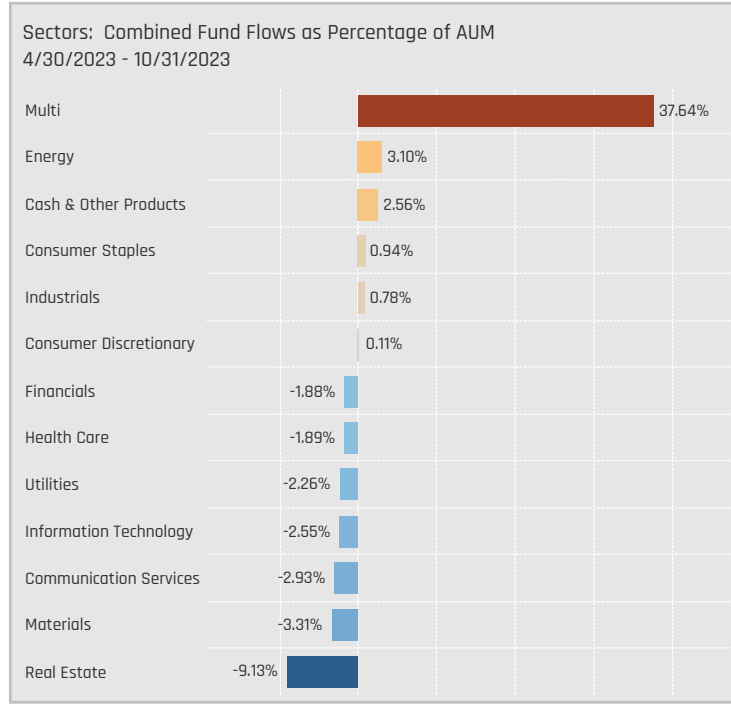
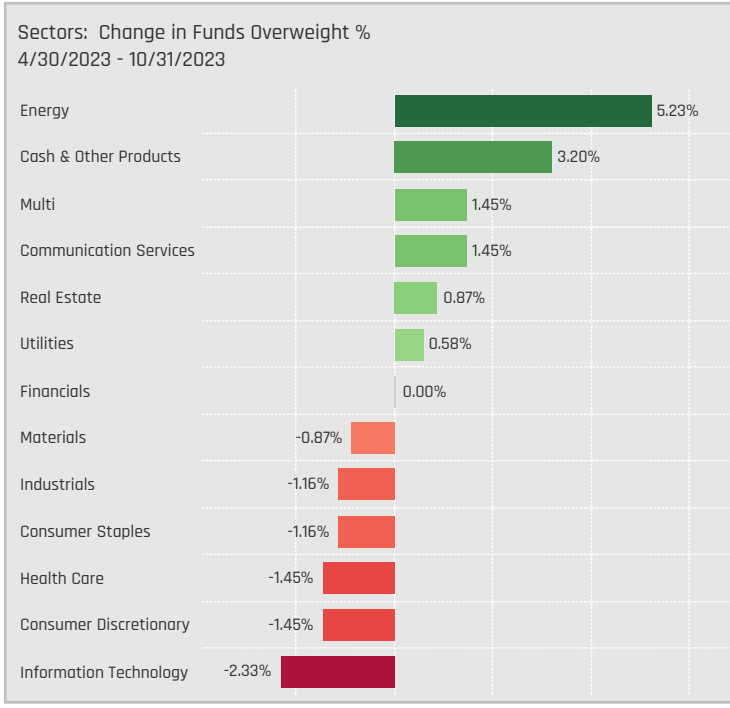
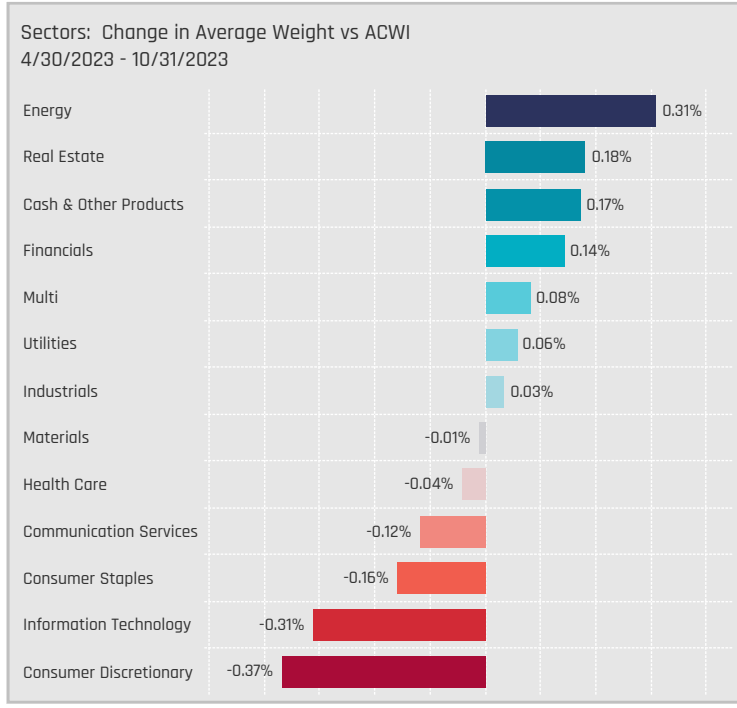
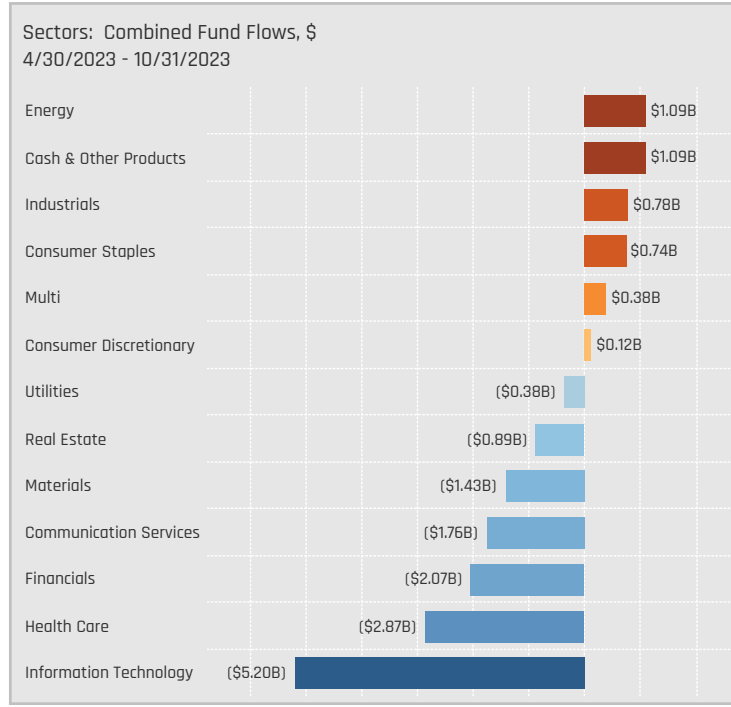
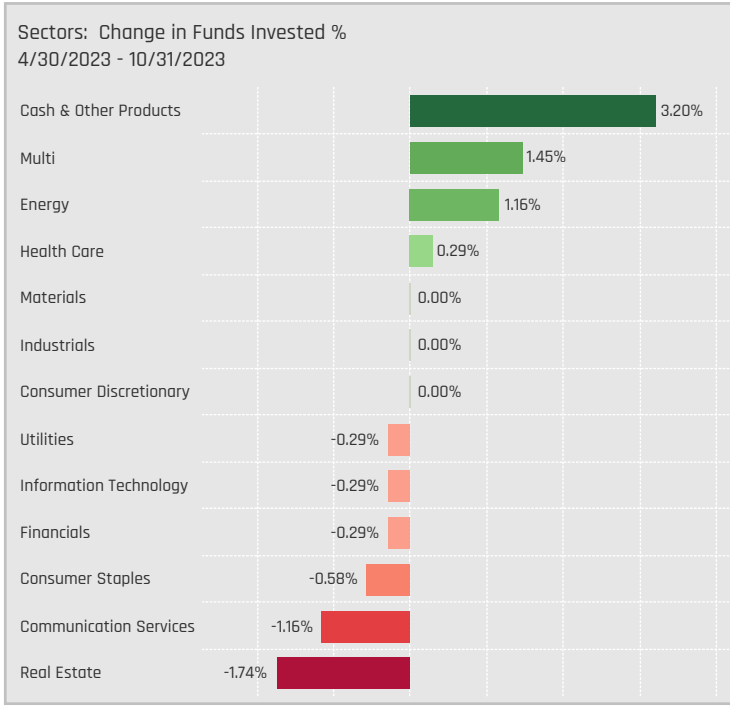
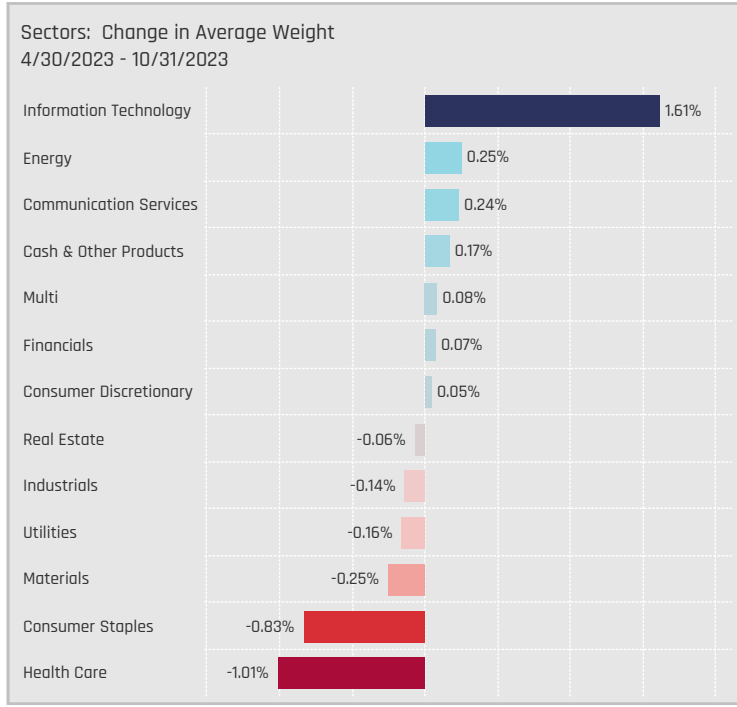
Sensitive Sectors: Largest Fund AUM, \$



Sector Allocations Relative to Benchmark



Sector Allocation Changes [Aggregate]



Sector Allocation Changes [Fund Level]

Defensive Sectors: Largest Changes in Fund Weight, %, 4/30/2023 - 10/31/2023

Fund Name	New or C.	Sector	Fund Weight, %	Weight Change, %
Virtus NFJ Global Sustainability Fund		Health Care	21.52%	7.87%
Franklin Mutual Ser. Fds. - Quest Fund		Consumer Staples	14.08%	5.48%
Lionleaf Partners Global Fund		Consumer Staples	12.72%	4.73%
DWS Concept DJE Globale Aktien		Health Care	10.19%	4.68%
Hermes Inv. Funds Plc - Impact Opportunities E..		Health Care	38.14%	4.16%
Wellington Mgmt. Funds (IE) Plc - Durable Com..		Utilities	7.02%	4.15%
Lionleaf Partners Global Fund	New	Health Care	4.03%	4.03%
Delaware Global Equity Fund II		Health Care	13.51%	-6.36%
Threadneedle (Lux) - Global Focus Fund		Health Care	11.63%	-6.56%
Columbia Select Global Equity Fund		Health Care	11.61%	-6.95%
BNY Mellon Investment Fds. - Global Equity Fund		Health Care	8.62%	-9.19%
Fidelity Funds SICAV - Global Thematic Opportu..		Health Care	15.30%	-9.57%
Delaware Global Equity Fund		Consumer Staples	17.91%	-24.84%
Delaware Global Equity Fund II		Consumer Staples	17.93%	-24.86%

Defensive Sectors: Largest Fund Flows, \$, 4/30/2023 - 10/31/2023

Fund Name	New or Cl.	Sector	Fund AUM, \$	Fund Flows, \$
Fundsmith Equity Fund		Consumer Staples	\$7,383M	\$596.6M
American Funds Capital World Growth & Incom..		Health Care	\$16,159M	\$498.4M
DWS Top Dividende		Consumer Staples	\$1,625M	\$341.0M
Franklin Mutual Ser. Fds. - Global Discovery Fund		Consumer Staples	\$955M	\$220.8M
Deka - Globale Aktien LowRisk		Consumer Staples	\$814M	\$214.8M
BlackRock Global Funds - Systematic Global Eq..		Health Care	\$649M	\$181.4M
Guinness Asset Mgmt. Fund Plc - Global Equity I..		Consumer Staples	\$1,249M	\$135.6M
Fidelity Funds SICAV - Global Dividend Fund		Health Care	\$1,309M	(\$249.4M)
Templeton Growth Fund Inc.		Health Care	\$890M	(\$290.3M)
American Funds Capital World Growth & Incom..		Consumer Staples	\$6,858M	(\$313.6M)
American Funds Capital World Growth & Incom..		Utilities	\$2,288M	(\$332.1M)
American Funds New Perspective Fund		Consumer Staples	\$5,494M	(\$528.6M)
American Funds New Perspective Fund		Health Care	\$18,332M	(\$563.3M)
Fundsmith Equity Fund		Health Care	\$7,103M	(\$634.5M)

Cyclical Sectors: Largest Changes in Fund Weight, %, 4/30/2023 - 10/31/2023

Fund Name	New or C.	Sector	Fund Weight, %	Weight Change, %
Delaware Global Equity Fund II	New	Financials	10.40%	10.40%
Delaware Global Equity Fund	New	Financials	10.38%	10.38%
SVS Aubrey Capital Mgmt. Inv. Funds - Global ..	New	Real Estate	9.85%	9.85%
DWS Invest - CROCI Global Dividends		Consumer Discretionary	15.53%	9.57%
JOHCM Umbrella Fund Plc - Global Select Fund		Consumer Discretionary	10.06%	7.68%
Mundoval Fund		Consumer Discretionary	15.61%	6.82%
AIM Fds. Grp. (IFG) - Invesco Global Core Equity ..		Financials	18.53%	5.89%
Calamos Global Equity Fund		Consumer Discretionary	13.31%	-5.08%
BNY Mellon Investment Fds. - Global Equity Fund		Financials	14.14%	-5.85%
Liontrust Investment Funds I - Global Innovatio..		Consumer Discretionary	16.94%	-6.20%
Fidelity Inv. Funds - Global Focus Fund		Financials	9.80%	-6.39%
Artisan Global Equity Fund		Consumer Discretionary	13.04%	-8.11%
DWS Invest - CROCI Global Dividends		Materials	10.22%	-8.82%
SVS Aubrey Capital Mgmt. Inv. Funds - Global ..		Consumer Discretionary	14.34%	-16.07%

Cyclical Sectors: Largest Fund Flows, \$, 4/30/2023 - 10/31/2023

Fund Name	New or Cla..	Sector	Fund AUM, \$	Fund Flows, \$
American Funds Capital World Growth & Incom..		Consumer Discretionary	\$10,369M	\$409.8M
Morgan Stanley Inv. Fds. - Global Brands Fund		Financials	\$2,080M	\$355.1M
Swedbank Robur Globalfond		Consumer Discretionary	\$370M	\$201.3M
T Rowe Price Global Stock Fund		Consumer Discretionary	\$548M	\$197.1M
JPMorgan Funds - Global Focus Fund		Financials	\$564M	\$177.6M
Templeton Growth Fund Inc.		Financials	\$355M	\$171.6M
Dodge & Cox Global Stock Fund		Consumer Discretionary	\$832M	\$164.8M
Fidelity Funds SICAV - Global Dividend Fund		Financials	\$2,607M	(\$277.4M)
Franklin Mutual Ser. Fds. - Global Discovery Fund		Consumer Discretionary	\$393M	(\$322.0M)
American Funds New Economy Fund		Financials	\$1,789M	(\$492.4M)
American Funds Capital World Growth & Incom..		Financials	\$10,215M	(\$581.9M)
American Funds Capital World Growth & Incom..		Materials	\$5,599M	(\$592.4M)
American Funds New Perspective Fund		Financials	\$10,276M	(\$662.0M)
Fundsmith Equity Fund		Consumer Discretionary	\$1,869M	(\$822.8M)

Sensitive Sectors: Largest Changes in Fund Weight, %, 4/30/2023 - 10/31/2023

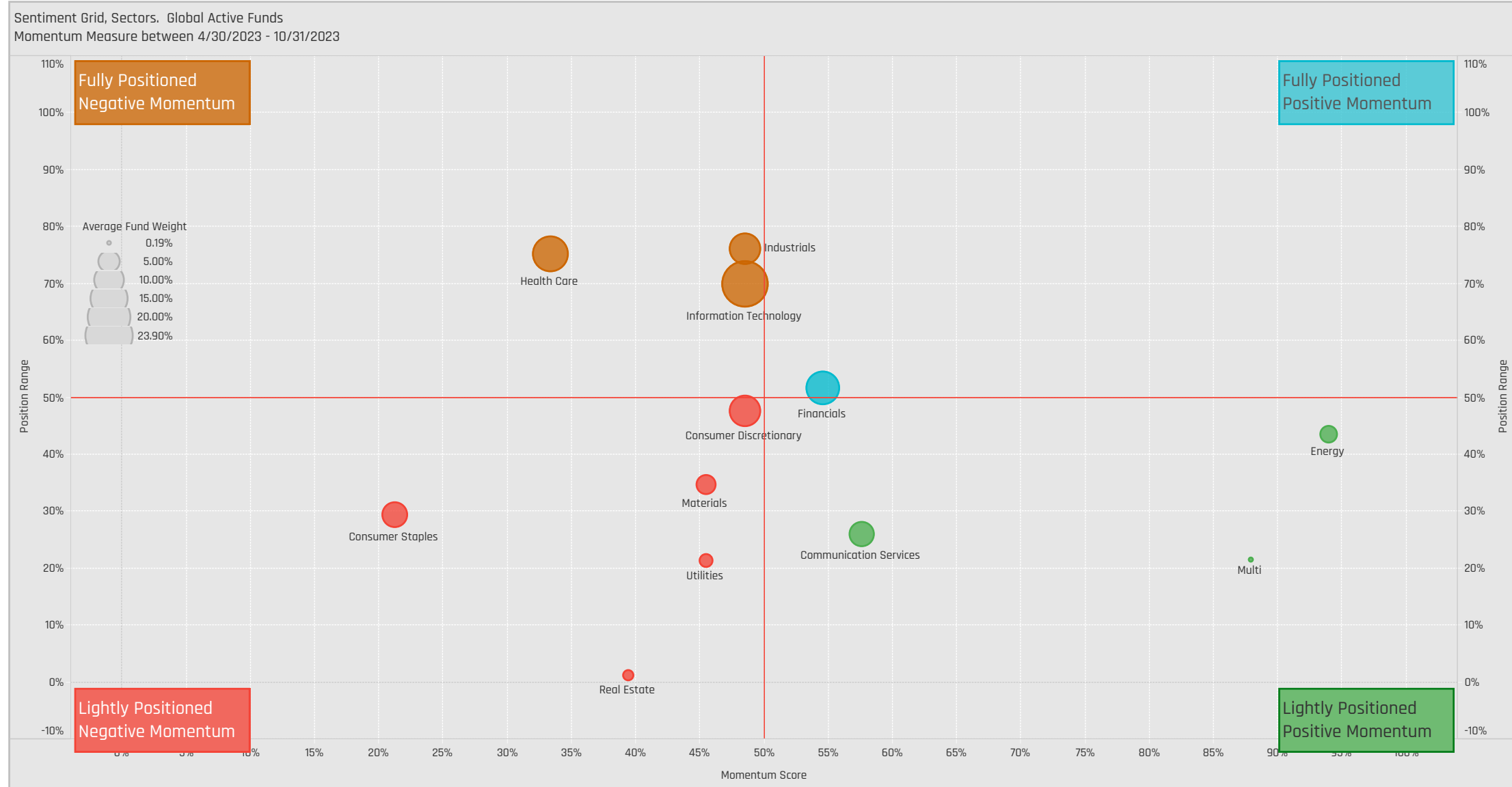
Fund Name	New or C.	Sector	Fund Weight, %	Weight Change, %
SVS Aubrey Capital Mgmt. Inv. Funds - Global ..		Information Technology	35.93%	12.20%
Delaware Global Equity Fund		Information Technology	19.59%	9.24%
Delaware Global Equity Fund II		Information Technology	19.40%	9.03%
Baring Global Umbrella Fund - Global Leaders F..		Information Technology	22.30%	8.56%
Fonditalia - Equity Global High Dividend		Energy	9.42%	7.92%
Delaware Global Equity Fund II	New	Energy	7.81%	7.81%
Liontrust Investment Funds I - Global Innovatio..		Information Technology	49.34%	7.80%
HSBC GIF - Global Equity Volatility Focused		Energy	0.54%	-5.10%
Jupiter Asset Mgmt. Series plc - Merian World ..		Industrials	10.52%	-5.41%
Virtus Vontobel Global Opportunities Fund		Industrials	4.72%	-6.16%
Virtus NFJ Global Sustainability Fund		Industrials	8.45%	-6.38%
AIM Fds. Grp. (IFG) - Invesco Global Core Equity ..		Information Technology	28.21%	-7.73%
Causeway Global Value Fund		Industrials	10.79%	-8.92%
Lionleaf Partners Global Fund		Communication Services	7.84%	-10.06%

Sensitive Sectors: Largest Fund Flows, \$, 4/30/2023 - 10/31/2023

Fund Name	New or Cla..	Sector	Fund AUM, \$	Fund Flows, \$
American Funds Capital World Growth & Incom..		Energy	\$5,103M	\$726.3M
American Funds New Economy Fund		Information Technology	\$9,332M	\$725.4M
American Funds New Perspective Fund		Industrials	\$12,997M	\$487.0M
American Funds New Economy Fund		Energy	\$1,005M	\$441.9M
American Funds Capital World Growth & Incom..		Industrials	\$13,714M	\$341.0M
Swedbank Robur Globalfond		Industrials	\$880M	\$310.3M
Scottish Mortgage Investment Trust Plc		Information Technology	\$3,168M	\$286.4M
American Funds New Perspective Fund		Communication Services	\$7,422M	(\$268.5M)
American Funds New Perspective Fund		Energy	\$4,743M	(\$283.0M)
First Eagle Global Fund		Information Technology	\$4,078M	(\$307.0M)
Morgan Stanley Inv. Fds. - Global Brands Fund		Information Technology	\$8,107M	(\$431.4M)
American Funds Capital World Growth & Incom..		Communication Services	\$5,648M	(\$706.8M)
American Funds Capital World Growth & Incom..		Information Technology	\$20,455M	(\$813.1M)
Fundsmith Equity Fund		Information Technology	\$5,093M	(\$257.6M)

Sector Sentiment Grid

We combine the latest Sector positioning, long-term positioning and short-term fund activity in the 'Sentiment Grid', below. The Y-Axis measures where today's ownership levels in each Sector sit relative to the long-term range. We calculate the Z-Score of today's average weight, funds invested % and funds o/w %, relative to all monthly observations in our fund history (going back to 9/30/2012). A figure close to 100% would indicate today's positioning is close to its maximum ever level, a figure close to zero, the lowest. The X-axis provides a measure of short-term fund activity, or 'Momentum', by looking at the changes in average weight, funds invested % and funds o/w % between 4/30/2023 and 10/31/2023, relative to each Sector. A figure above 50% means a Sector has seen relative increases in ownership, a figure below 50% indicates a relative decrease in positioning. The size of the bubble represents the average weight of each Sector.



Position Range: Average of:
Z-Score Average Weight vs history
Z-Score Funds Invested % vs history
Z-Score Funds O/W % vs history

Momentum Score: Average of:
Change in Average Weight (Percentile vs Peers)
Change in Funds Invested % (Percentile vs Peers)
Change in Funds O/W % (Percentile vs Peers)

Country / Sector Allocations



Country/Sector Allocations

Country Sectors: Average Fund Weights

Region	Country	Defensive			Cyclical			Sensitive				
		Consumer Staples	Health Care	Utilities	Consumer Discretion.	Financials	Materials	Real Estate	Information Technol.	Communication Ser.	Energy	Industrials
Americas	United States	3.08%	8.79%	0.89%	5.84%	5.29%	1.33%	0.84%	10.00%	4.61%	1.38%	4.65%
	Canada	0.08%	0.01%	0.05%	0.31%	0.51%	0.32%	0.02%	0.30%	0.07%	0.29%	0.43%
	Brazil	0.03%	0.01%	0.02%	0.03%	0.12%	0.03%	0.00%	0.02%	0.02%	0.03%	0.03%
EMEA	United Kingdom	1.30%	0.84%	0.23%	0.41%	0.85%	0.81%	0.05%	0.45%	0.17%	0.57%	0.87%
	Switzerland	0.56%	1.27%	0.00%	0.16%	0.40%	0.17%	0.01%	0.16%	0.05%	0.00%	0.21%
	France	0.64%	0.58%	0.14%	0.96%	0.44%	0.20%	0.01%	0.27%	0.18%	0.30%	1.15%
	Germany	0.10%	0.51%	0.09%	0.52%	0.48%	0.20%	0.01%	0.54%	0.20%	0.01%	0.27%
	Netherlands	0.29%	0.14%		0.16%	0.27%	0.08%		1.02%	0.21%	0.16%	0.21%
	Sweden	0.02%	0.01%	0.00%	0.09%	0.15%	0.04%	0.00%	0.10%	0.01%		0.49%
	Denmark	0.07%	1.17%	0.04%	0.01%	0.08%	0.05%	0.00%	0.01%			0.20%
	Spain		0.02%	0.15%	0.12%	0.15%	0.02%	0.01%	0.09%	0.02%	0.04%	0.08%
	Italy	0.01%	0.03%	0.11%	0.17%	0.22%	0.04%		0.00%	0.01%	0.05%	0.07%
	Ireland	0.07%	0.02%	0.00%	0.19%	0.07%	0.18%	0.00%	0.00%			0.51%
	Russia	0.02%			0.00%	0.00%	0.00%			0.00%	0.00%	0.00%
	Saudi Arabia	0.00%	0.00%	0.00%	0.00%	0.00%	0.00%	0.00%	0.00%	0.01%	0.00%	0.00%
	South Africa	0.03%	0.00%	0.00%	0.01%	0.03%	0.03%	0.00%	0.00%	0.03%	0.00%	
Asia	Japan	0.30%	0.40%	0.04%	0.63%	0.51%	0.26%	0.11%	1.09%	0.37%	0.02%	1.02%
	China & HK	0.12%	0.09%	0.07%	0.71%	0.80%	0.03%	0.06%	0.05%	0.45%	0.02%	0.23%
	Taiwan	0.00%	0.00%		0.01%	0.01%	0.00%		1.21%	0.01%	0.00%	0.02%
	Australia	0.02%	0.15%	0.00%	0.03%	0.09%	0.18%	0.02%	0.02%	0.04%	0.04%	0.11%
	South Korea	0.04%	0.00%	0.00%	0.07%	0.12%	0.03%		0.73%	0.03%	0.00%	0.01%
	India	0.02%	0.03%	0.02%	0.06%	0.71%	0.01%	0.03%	0.09%	0.01%	0.05%	0.01%
	Singapore	0.01%	0.00%	0.00%	0.03%	0.31%	0.00%	0.02%	0.01%	0.03%		0.02%

Country Sectors: Funds Invested %

Region	Country	Defensive			Cyclical			Sensitive				
		Consumer Staples	Health Care	Utilities	Consumer Discretion.	Financials	Materials	Real Estate	Information Technol.	Communication Ser.	Energy	Industrials
Americas	United States	77.33%	97.38%	45.93%	94.48%	90.12%	62.79%	51.45%	88.26%	85.47%	49.71%	91.86%
	Canada	13.37%	1.74%	12.21%	27.91%	34.59%	26.45%	4.36%	24.13%	12.50%	23.26%	34.59%
	Brazil	5.23%	3.78%	4.65%	5.23%	13.95%	6.10%	1.16%	2.91%	2.91%	4.07%	5.81%
EMEA	United Kingdom	61.34%	52.03%	20.64%	35.17%	51.16%	50.58%	7.85%	34.01%	20.93%	33.43%	52.91%
	Switzerland	38.95%	68.90%	1.74%	20.64%	33.43%	18.31%	4.65%	19.77%	9.59%	0.29%	25.29%
	France	39.53%	44.77%	14.24%	58.14%	37.21%	20.93%	6.10%	27.62%	19.19%	22.97%	61.63%
	Germany	10.47%	43.90%	13.08%	42.73%	33.14%	20.93%	5.23%	37.79%	20.64%	1.45%	29.94%
	Netherlands	26.45%	14.24%		17.15%	23.55%	13.66%		55.23%	20.93%	12.79%	22.97%
	Sweden	4.07%	2.91%	0.58%	15.41%	13.95%	10.17%	2.03%	13.95%	5.52%		36.05%
	Denmark	9.88%	48.55%	7.27%	4.65%	8.72%	4.94%	0.29%	1.74%			23.84%
	Spain		2.91%	18.31%	15.70%	17.73%	3.20%	0.58%	10.47%	3.49%	9.01%	15.12%
	Italy	4.65%	6.98%	16.28%	15.41%	23.26%	5.81%		0.29%	2.91%	11.63%	10.47%
	Ireland	7.27%	5.52%	1.16%	17.44%	7.56%	15.70%	0.29%	0.29%			32.85%
	Russia	3.20%			0.58%	0.58%	1.16%			0.29%	0.87%	0.29%
	Saudi Arabia	0.00%	0.00%	0.29%	0.00%	1.16%	0.87%	0.58%	0.29%	0.87%	0.58%	0.29%
	South Africa	2.62%	0.29%	0.29%	1.74%	5.81%	7.56%	0.87%	0.29%	4.36%	0.00%	
Asia	Japan	31.10%	39.53%	9.01%	45.06%	36.63%	29.36%	20.35%	59.88%	31.40%	6.69%	62.21%
	China & HK	18.02%	12.21%	12.79%	45.06%	53.78%	7.27%	16.57%	12.79%	34.01%	4.65%	27.91%
	Taiwan	1.16%	1.45%		3.49%	3.20%	1.45%		57.27%	2.03%	0.00%	6.40%
	Australia	7.85%	16.86%	0.29%	9.59%	16.57%	22.09%	9.01%	5.52%	9.88%	10.47%	18.90%
	South Korea	5.52%	2.03%	0.00%	9.88%	11.92%	5.52%		44.19%	6.98%	0.58%	5.81%
	India	2.91%	3.78%	3.20%	3.78%	34.01%	3.20%	0.87%	8.72%	2.62%	5.52%	3.78%
	Singapore	4.94%	0.29%	1.45%	6.98%	27.62%	0.58%	7.27%	3.49%	6.98%		6.98%

Defensive Country/Sectors: Largest Fund Weights, %

Fund Name	Country Sector	Weight
LO Funds - Golden Age	United States Health Care	29.08%
Goldman Sachs Funds III - Global Equit..	United States Health Care	24.58%
M&G (Lux) Investment Funds 1 - Positiv..	United States Health Care	23.41%
Seligson & Co. Global Top 25 Brands Fu..	United States Consumer St..	23.17%
Swedbank Robur Globalfond	United States Health Care	21.27%
Fundsmith Equity Fund	United States Consumer St..	20.05%
Nordea Invest Globale UdbytteAktier	United States Health Care	18.99%
JOHCM Umbrella Fund Plc - Global Sele..	United States Health Care	18.39%
AXA Framlington Global Thematics	United States Health Care	18.33%
DPAM B - Equities World Sustainable	United States Health Care	18.05%
Aviva Investors SICAV - Global Equity E..	United States Health Care	17.85%
Deka - Globale Aktien LowRisk	United States Health Care	17.37%
St. James's Place Unit Trust - Sust. & R..	United States Health Care	16.77%
Fidelity Funds SICAV - Global Demogra..	United States Health Care	16.73%
American Funds New Economy Fund	United States Health Care	16.60%

Cyclical Country/Sectors: Largest Fund Weights, %

Fund Name	Country Sector	Weight
GAMAX Funds - Junior	United States Consumer Dis..	31.15%
Skagen Global	United States Financials	24.98%
Artisan Global Value Fund	United States Financials	20.52%
Castle Focus Fund	United States Financials	19.84%
Longleaf Partners Global Fund	United States Consumer Dis..	19.56%
St. James's Place Unit Trust - Global	United States Financials	19.16%
BNP Paribas Funds - Sustainable Globa..	Canada Financials	16.41%
Maj Invest Value Aktier	United States Consumer Dis..	16.27%
Fidelity Funds SICAV - Global Focus Fu..	United States Financials	16.06%
Invesco Global Invnt. Ser. - Global Equity..	United States Financials	14.95%
Fidelity Series Intrinsic Opportunities F..	United States Financials	14.93%
AIM Fds. Grp. (IFG) - Invesco Global Cor..	United States Financials	14.89%
Templeton Growth Fund Inc.	United States Consumer Dis..	14.83%
Foord SICAV - Global Equity Fund LU	China & HK Consumer Discre..	14.76%
PineBridge Global Funds - Global Focus..	United States Financials	14.31%

Sensitive Country/Sectors: Largest Fund Weights, %

Fund Name	Country Sector	Weight
Guinness Atkinson Global Innovators F..	United States Information T..	50.86%
GAM Funds - Disruptive Growth	United States Information T..	48.13%
GAM Star Fund Plc - Worldwide Equity	United States Information T..	42.14%
Polen Global Growth Fund	United States Information T..	41.36%
AZ Fund 1 - Equity - Global Growth	United States Information T..	41.10%
PGIM Jennison Global Opportunities Fu..	United States Information T..	38.48%
FTIF SICAV - Franklin Global Growth Fu..	United States Information T..	34.82%
Ninety One Glb. Strat. Fd. - Global Fran..	United States Information T..	34.41%
Artisan Global Discovery Fund	United States Information T..	33.93%
Ninety One Glb. Strat. Fd. - Global Quali..	United States Information T..	33.65%
Allianz Interglobal	United States Information T..	33.40%
Liontrust Investment Funds I - Global I..	United States Information T..	32.96%
Ninety One Glb. Strat. Fd. - Global Quali..	United States Information T..	32.76%
Erste Responsible Stock Global	United States Information T..	32.16%
Virtus NFJ Global Sustainability Fund	United States Information T..	32.07%

Country/Sector Allocations Relative to Benchmark

Country Sectors: Average Fund Weights vs ACWI												
Region	Country	Defensive			Cyclical			Sensitive				Industrials
		Consumer Staples	Health Care	Utilities	Consumer Discretionary	Financials	Materials	Real Estate	Information Technology	Communication Services	Energy	
Americas	United States	0.02%	0.00%	-0.69%	-1.66%	-0.69%	0.06%	-0.64%	-2.17%	-0.78%	-1.26%	-0.34%
	Canada	0.00%	0.01%	-0.02%	0.04%	-0.44%	0.01%	0.01%	0.11%	0.03%	-0.23%	0.01%
	Brazil	-0.02%	0.00%	-0.03%	0.00%	-0.02%	-0.07%	0.00%	0.01%	0.01%	-0.12%	-0.01%
EMEA	United Kingdom	0.64%	0.31%	0.07%	0.19%	0.20%	0.22%	0.02%	0.25%	0.04%	0.03%	0.40%
	Switzerland	0.03%	0.42%	0.00%	0.03%	-0.01%	-0.01%	0.01%	0.04%	0.03%	0.00%	-0.02%
	France	0.34%	0.30%	0.04%	0.39%	0.14%	0.05%	-0.02%	0.11%	0.09%	0.05%	0.54%
	Germany	0.04%	0.15%	0.01%	0.19%	0.09%	0.06%	-0.03%	0.24%	0.08%	0.01%	0.11%
	Netherlands	0.17%	0.06%		-0.01%	0.11%	0.02%		0.46%	0.12%	0.04%	0.16%
	Sweden	0.00%	-0.01%	0.00%	0.02%	-0.03%	-0.01%	-0.01%	0.03%	-0.01%		0.18%
	Denmark	0.04%	0.59%	0.03%	-0.01%	0.04%	0.04%	0.00%	0.01%			0.07%
	Spain		0.01%	0.00%	0.05%	-0.08%	0.02%	0.01%	0.04%	-0.03%	0.00%	-0.02%
	Italy	0.01%	0.01%	0.00%	0.10%	-0.01%	0.03%		0.00%	0.00%	-0.04%	0.05%
	Ireland	0.05%	0.01%	0.00%	0.11%	0.05%	0.09%	0.00%	0.00%			0.35%
	Russia	-0.02%			0.00%	0.00%	0.00%		0.00%	0.00%		0.00%
	South Africa	0.02%	0.00%	0.00%	-0.02%	-0.10%	-0.07%	0.00%	0.00%	-0.04%	0.00%	
	Saudi Arabia	-0.01%	-0.01%	-0.02%	0.00%	-0.19%	-0.09%	0.00%	-0.01%	-0.05%	-0.04%	0.00%
Asia	Japan	-0.01%	-0.07%	-0.02%	-0.34%	-0.25%	-0.10%	-0.05%	0.22%	0.03%	-0.02%	-0.14%
	China & HK	-0.10%	-0.12%	-0.06%	-0.20%	0.07%	-0.04%	-0.18%	-0.17%	-0.17%	-0.10%	-0.07%
	Taiwan	-0.04%	0.00%		-0.01%	-0.19%	-0.13%		0.12%	-0.03%	0.00%	-0.05%
	Australia	-0.07%	0.00%	-0.01%	-0.07%	-0.52%	-0.19%	-0.06%	0.00%	0.01%	-0.06%	0.03%
	South Korea	0.02%	-0.05%	0.00%	-0.06%	0.02%	-0.10%		0.07%	0.03%	-0.01%	-0.09%
	India	-0.12%	-0.02%	-0.05%	-0.13%	0.28%	-0.17%	0.03%	-0.15%	-0.05%	-0.12%	-0.10%
	Singapore	0.00%	0.00%	0.00%	0.00%	0.12%	0.00%	-0.03%	0.01%	0.00%		-0.04%

Country Sectors: Percentage of Funds Overweight the ACWI												
Region	Country	Defensive			Cyclical			Sensitive				Industrials
		Consumer Staples	Health Care	Utilities	Consumer Discretionary	Financials	Materials	Real Estate	Information Technology	Communication Services	Energy	
Americas	United States	40.70%	60.17%	20.06%	28.20%	37.21%	40.99%	25.00%	40.41%	33.72%	22.38%	40.12%
	Canada	11.63%	1.74%	9.88%	22.09%	17.44%	17.15%	4.36%	18.02%	11.92%	15.12%	23.84%
	Brazil	4.94%	2.62%	4.07%	5.23%	12.21%	4.36%	1.16%	2.62%	2.91%	2.91%	5.52%
EMEA	United Kingdom	50.87%	45.06%	18.60%	29.65%	38.66%	37.50%	7.56%	27.33%	15.99%	27.33%	40.12%
	Switzerland	30.52%	57.27%	1.74%	16.28%	23.55%	13.37%	4.65%	15.41%	9.01%	0.29%	20.06%
	France	34.01%	38.95%	13.66%	47.09%	29.36%	16.86%	4.94%	23.26%	16.86%	20.64%	50.68%
	Germany	9.88%	35.76%	11.63%	34.01%	26.16%	16.86%	4.07%	30.81%	18.31%	1.45%	25.29%
	Netherlands	25.58%	11.92%		14.53%	20.64%	12.79%		45.64%	19.19%	11.92%	21.22%
	Sweden	3.49%	2.62%	0.58%	11.05%	10.17%	8.43%	0.87%	10.47%	4.36%		27.33%
	Denmark	9.30%	41.57%	7.27%	4.65%	7.85%	4.65%	0.29%	1.74%			20.35%
	Spain		2.62%	15.70%	14.53%	11.63%	3.20%	0.58%	10.17%	2.62%	8.14%	12.79%
	Italy	4.36%	6.40%	14.24%	13.66%	18.31%	5.81%		0.29%	2.91%	9.01%	9.01%
	Ireland	7.27%	5.23%	1.16%	16.86%	7.56%	15.12%	0.29%	0.29%			29.65%
	Russia	2.62%			0.58%	0.58%	1.16%			0.29%	0.87%	0.29%
	Saudi Arabia	0.00%	0.00%	0.29%	0.00%	0.29%	0.00%	0.58%	0.29%	0.87%	0.58%	0.29%
	South Africa	2.62%	0.29%	0.29%	1.74%	2.91%	4.36%	0.87%	0.29%	3.49%	0.00%	
Asia	Japan	23.26%	27.91%	6.40%	24.13%	23.84%	22.38%	15.12%	44.19%	22.97%	6.10%	38.95%
	China & HK	9.88%	6.69%	8.43%	26.16%	36.34%	4.07%	6.98%	6.10%	20.93%	2.62%	17.15%
	Australia	4.65%	11.63%	0.29%	6.40%	4.36%	14.24%	6.40%	4.65%	9.59%	6.40%	15.41%
	Taiwan	0.29%	1.45%		3.20%	1.45%	0.00%		45.35%	1.45%	0.00%	4.94%
	South Korea	4.65%	1.16%	0.00%	8.14%	9.59%	2.91%		34.88%	6.98%	0.29%	2.62%
	India	2.03%	3.49%	2.62%	2.33%	29.94%	1.16%	0.58%	6.10%	1.45%	4.07%	1.74%
	Singapore	4.65%	0.29%	1.45%	6.69%	23.55%	0.58%	3.78%	3.49%	5.81%		4.07%

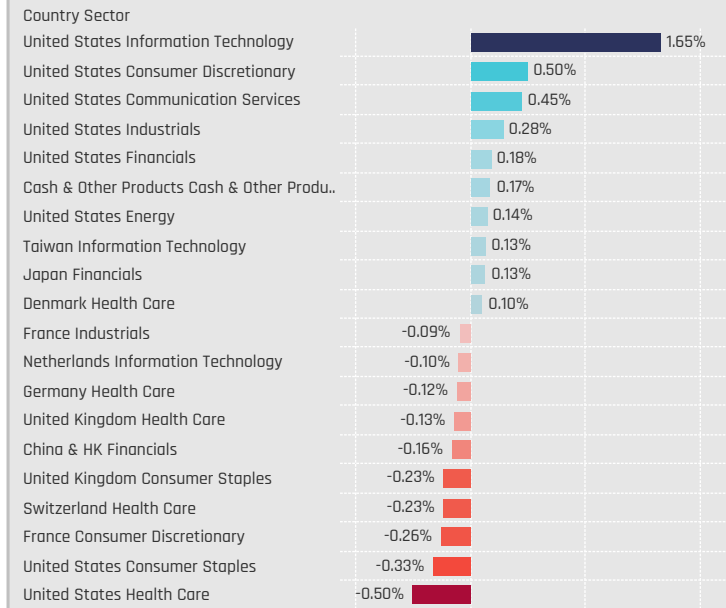
Defensive Country/Sectors: Largest Over/Underweights, %		
Fund Name	Country Sector	Weight
LO Funds - Golden Age	United States Health Care	21.22%
Seligson & Co. Global Top 25 Br.	United States Consumer Staples	20.11%
Fundsmith Equity Fund	United States Consumer Staples	17.00%
Goldman Sachs Funds III - Globa..	United States Health Care	15.73%
M&G (Lux) Investment Funds 1 - ...	United States Health Care	15.55%
JOHCM Umbrella Fund Plc - Glob..	United States Utilities	14.12%
Swedbank Robur Globalfond	United States Health Care	13.41%
SEI Institutional Managed Trust ..	United States Consumer Staples	11.85%
Touchstone Strategic Trust - No..	United States Health Care	-7.86%
Skagen Focus	United States Health Care	-7.86%
SEB Fund 1 - Global Climate Opp..	United States Health Care	-7.86%
Ranmore Global Equity Fund Plc	United States Health Care	-7.86%
Morgan Stanley Inv. Fds. - Glob..	United States Health Care	-7.86%
MainFirst SICAV - Global Equitie..	United States Health Care	-7.86%
Jupiter Global Fund (The) - Glob..	United States Health Care	-7.86%
FTIF SICAV - Global Climate Cha..	United States Health Care	-7.86%

Cyclical Country/Sectors: Largest Over/Underweights, %		
Fund Name	Country Sector	Weight
GAMAX Funds - Junior	United States Consumer Discretionary	19.00%
Skagen Global	United States Financials	19.00%
BNP Paribas Funds - Sustainable ..	Canada Financials	15.46%
Artisan Global Value Fund	United States Financials	14.54%
Castle Focus Fund	United States Financials	13.86%
Foord SICAV - Global Equity Fund ..	China & HK Consumer Discretionary	13.85%
St. James's Place Unit Trust - Glo..	United States Financials	13.18%
Longleaf Partners Global Fund	United States Consumer Discretionary	12.06%
Fidelity Funds SICAV - Global Divi..	United States Consumer Discretionary	-7.50%
Columbia Threadneedle (UK) ICVC..	United States Consumer Discretionary	-7.50%
Columbia International Dividend I..	United States Consumer Discretionary	-7.50%
Causeway Global Value Fund	United States Consumer Discretionary	-7.50%
BlackRock Global Dividend Portfoli..	United States Consumer Discretionary	-7.50%
ASN Beleggingsfondsen UCITS NV..	United States Consumer Discretionary	-7.50%
Artemis Global Income Fund	United States Consumer Discretionary	-7.50%
AEGON ASSET Mgmt. Inv. Co. (Irel..	United States Consumer Discretionary	-7.50%

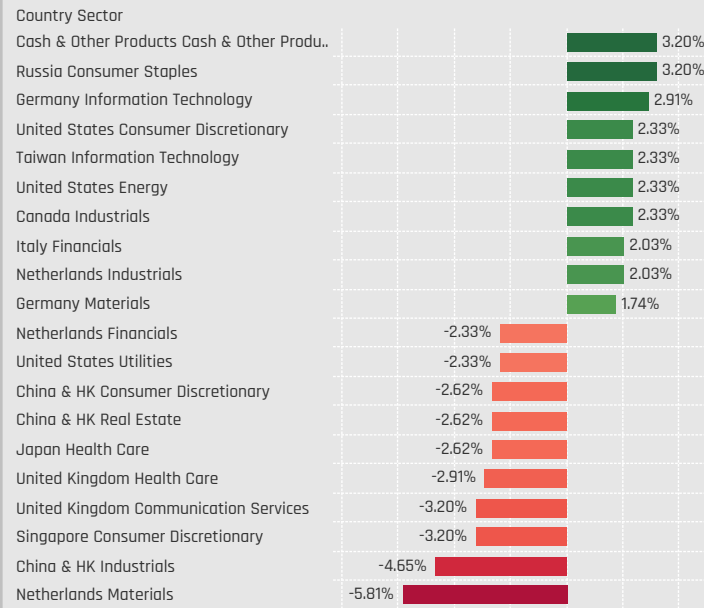
Sensitive Country/Sectors: Largest Over/Underweights, %		
Fund Name	Country Sector	Weight
Guinness Atkinson Global Innovato..	United States Information Technol..	28.50%
GAM Funds - Disruptive Growth	United States Information Technol..	22.50%
GAM Star Fund Plc - Worldwide Eq..	United States Information Technol..	21.73%
Polen Global Growth Fund	United States Information Technol..	21.47%
AZ Fund 1 - Equity - Global Growth	United States Information Technol..	18.85%
PGIM Jennison Global Opportuniti..	United States Information Technol..	16.60%
Impax Global Environmental Mark..	United States Industrials	15.19%
FTIF SICAV - Franklin Global Growt..	United States Information Technol..	15.19%
Ninety One Glob. Strat. Fd. - Global ..	United States Information Technol..	-15.92%
Kempen Global High Dividend Fun..	United States Information Technol..	-16.15%
Franklin Mutual Ser. Fds. - Beacon ..	United States Information Technol..	-16.75%
St. James's Place Unit Trust - Glob..	United States Information Technol..	-17.30%
Longleaf Partners Global Fund	United States Information Technol..	-17.64%
Artisan Global Value Fund	United States Information Technol..	-18.16%
DWS Top Dividende	United States Information Technol..	-18.48%
Davis Global Fund	United States Information Technol..	-18.94%

Country/Sector Allocation Changes [Aggregate]

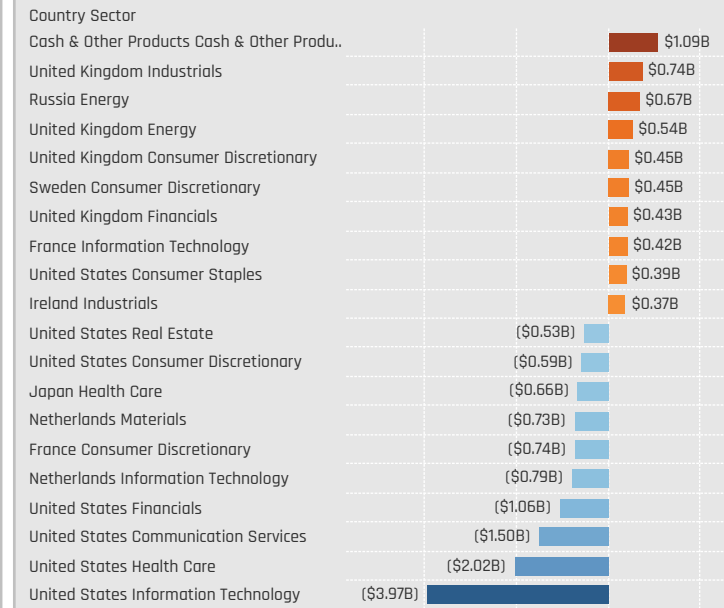
Country/Sectors: Change in Average Weight
4/30/2023 - 10/31/2023



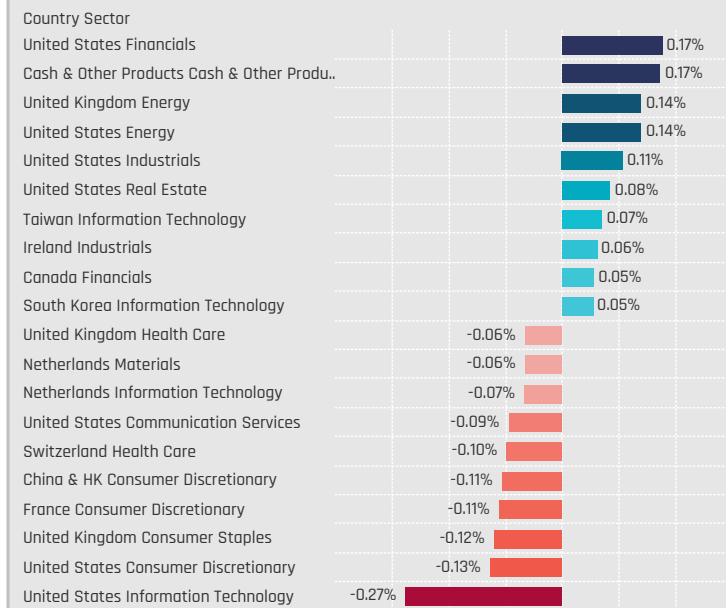
Country/Sectors: Change in Funds Invested %
4/30/2023 - 10/31/2023



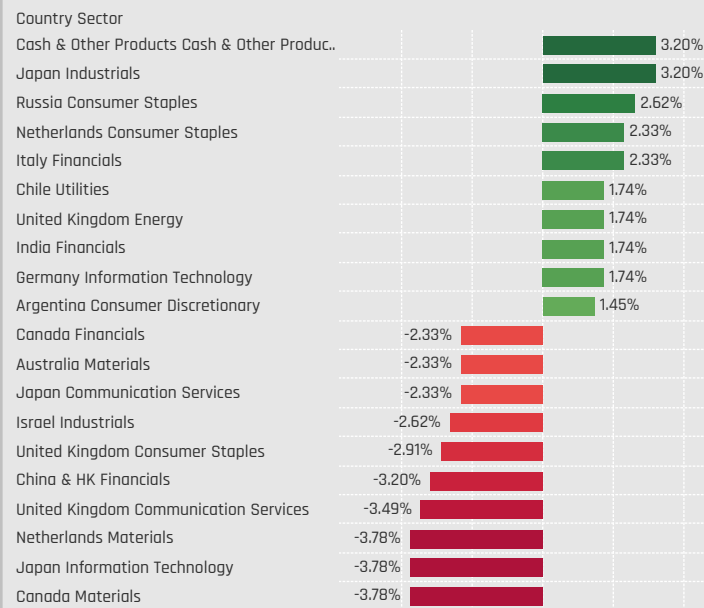
Country/Sectors: Combined Fund Flows, \$
4/30/2023 - 10/31/2023



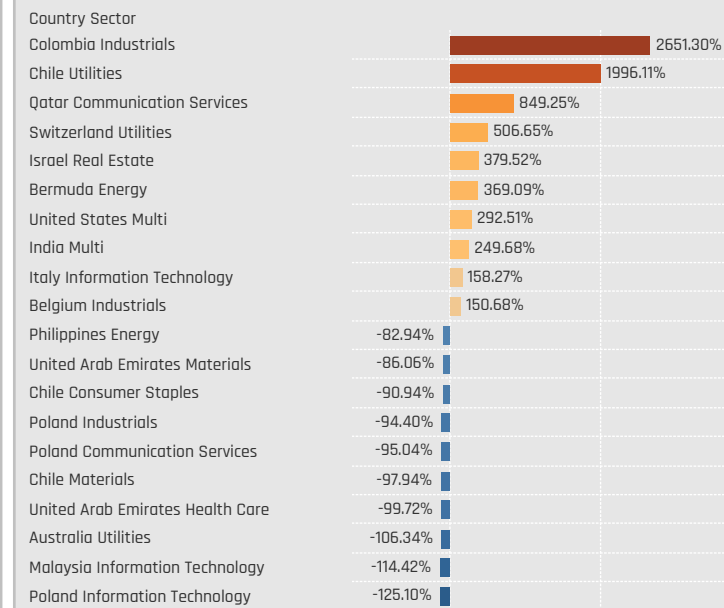
Country/Sectors: Change in Average Weight vs ACWI
4/30/2023 - 10/31/2023



Country/Sectors: Change in Funds Overweight %
4/30/2023 - 10/31/2023



Country/Sectors: Combined Fund Flows as Percentage of AUM
4/30/2023 - 10/31/2023



Country/Sector Allocation Changes [Fund Level]

Defensive Country/Sectors: Largest Changes in Fund Weight, %, 4/30/2023 - 10/31/2023

Fund Name	New or C.	Country Sector	Fund Weight, %	Weight Change, %
Langleaf Partners Global Fund	New	Russia Consumer Staples	4.39%	4.39%
Virtus Vontobel Global Opportunities Fund		United States Health Care	14.08%	4.16%
Langleaf Partners Global Fund	New	United States Health Care	4.03%	4.03%
Causeway Global Value Fund		United States Health Care	6.48%	3.92%
Franklin Mutual Ser. Fds. - Quest Fund		United States Utilities	5.47%	3.87%
Virtus NFJ Global Sustainability Fund	New	Germany Health Care	3.57%	3.57%
Virtus Vontobel Global Opportunities Fund		United States Consumer Staples	7.27%	3.53%
JPMorgan Funds - Global Growth Fund		United States Health Care	5.65%	-5.55%
BlackRock Global Dividend Portfolio	Close	United Kingdom Consumer Staples	0.00%	-5.68%
Fidelity Funds SICAV - Global Thematic Opportu..		United States Health Care	9.32%	-6.17%
SVS Aubrey Capital Mgmt. Inv. Funds - Global ..		United States Health Care	2.77%	-6.36%
Franklin Mutual Ser. Fds. - Quest Fund		United States Health Care	9.29%	-7.17%
Delaware Global Equity Fund II		United States Consumer Staples	5.03%	-7.68%
Delaware Global Equity Fund		United States Consumer Staples	5.02%	-7.70%

Defensive Country/Sectors: Largest Fund Flows, \$, 4/30/2023 - 10/31/2023

Fund Name	New or Cl.	Country Sector	Fund AUM, \$	Fund Flows, \$
American Funds Capital World Growth & Incom..		United States Health Care	\$10,840M	\$430.3M
Fundsmith Equity Fund		United Kingdom Consumer Staples	\$1,352M	\$336.9M
American Funds Capital World Growth & Incom..		France Health Care	\$585M	\$316.9M
Fundsmith Equity Fund		United States Consumer Staples	\$5,589M	\$259.7M
DWS Top Dividende		United States Consumer Staples	\$745M	\$217.9M
American Funds New Perspective Fund		Denmark Health Care	\$3,957M	\$215.8M
American Funds Capital World Growth & Incom..		Denmark Health Care	\$1,188M	\$179.4M
American Funds Capital World Growth & Incom..		India Consumer Staples	\$158M	(\$208.8M)
American Funds New Perspective Fund		Switzerland Consumer Staples	\$1,128M	(\$231.2M)
FTIF SICAV - Growth (Euro) Fund		United States Health Care	\$565M	(\$259.6M)
American Funds Capital World Growth & Incom..		Japan Health Care	\$1,113M	(\$290.5M)
Templeton Growth Fund Inc.		United States Health Care	\$626M	(\$333.3M)
Fundsmith Equity Fund		United States Health Care	\$3,742M	(\$427.8M)
American Funds New Perspective Fund		United States Health Care	\$10,227M	(\$778.1M)

Cyclical Country/Sectors: Largest Changes in Fund Weight, %, 4/30/2023 - 10/31/2023

Fund Name	New or C.	Country Sector	Fund Weight, %	Weight Change, %
AIM Fds. Grp. (IFG) - Invesco Global Core Equity ..		United States Financials	14.89%	10.92%
Delaware Global Equity Fund II	New	United States Consumer Discretion..	9.08%	9.08%
Delaware Global Equity Fund	New	United States Consumer Discretion..	9.07%	9.07%
Mundoval Fund	New	France Consumer Discretionary	7.55%	7.55%
SVS Aubrey Capital Mgmt. Inv. Funds - Global ..	New	India Real Estate	7.08%	7.08%
AIM Fds. Grp. (IFG) - Invesco Global Core Equity ..		United States Consumer Discretion..	6.40%	5.92%
JPMorgan Funds - Global Focus Fund		United States Financials	11.33%	5.31%
Danske Invest Global Sustainable Future - Akku..		United States Financials	2.39%	-4.72%
Gabelli Global Growth Fund (The)		France Consumer Discretionary	6.50%	-4.73%
Delaware Global Equity Fund II	Close	Germany Consumer Discretionary	0.00%	-4.93%
Delaware Global Equity Fund	Close	Germany Consumer Discretionary	0.00%	-4.94%
DWS Invest - CROCI Global Dividends	Close	Japan Materials	0.00%	-5.93%
SVS Aubrey Capital Mgmt. Inv. Funds - Global ..		United States Consumer Discretion..	7.67%	-6.75%
Artisan Global Equity Fund	Close	China & HK Consumer Discretionary	0.00%	-8.99%

Cyclical Country/Sectors: Largest Fund Flows, \$, 4/30/2023 - 10/31/2023

Fund Name	New or Cl.	Country Sector	Fund AUM, \$	Fund Flows, \$
American Funds Capital World Growth & Incom..	New	United Kingdom Financials	\$331M	\$382.8M
Morgan Stanley Inv. Fds. - Global Brands Fund		United States Financials	\$2,080M	\$355.1M
American Funds New Perspective Fund		United States Materials	\$1,549M	\$347.4M
American Funds Capital World Growth & Incom..		United Kingdom Consumer Discretio..	\$904M	\$273.7M
American Funds New Perspective Fund		China & HK Consumer Discretionary	\$808M	\$267.5M
T Rowe Price Global Stock Fund		United States Consumer Discretion..	\$396M	\$222.8M
American Funds New Perspective Fund		Switzerland Materials	\$597M	\$208.1M
American Funds New Economy Fund		United States Financials	\$904M	(\$295.9M)
American Funds New Perspective Fund	Close	Netherlands Materials		(\$386.7M)
American Funds Capital World Growth & Incom..		France Consumer Discretionary	\$1,453M	(\$388.4M)
American Funds New Perspective Fund		United States Financials	\$4,496M	(\$443.4M)
American Funds New Perspective Fund		United States Consumer Discretion..	\$6,912M	(\$756.8M)
American Funds Capital World Growth & Incom..		United States Financials	\$3,027M	(\$758.6M)
Fundsmith Equity Fund		United States Consumer Discretion..	\$632M	(\$822.8M)

Sensitive Country/Sectors: Largest Changes in Fund Weight, %, 4/30/2023 - 10/31/2023

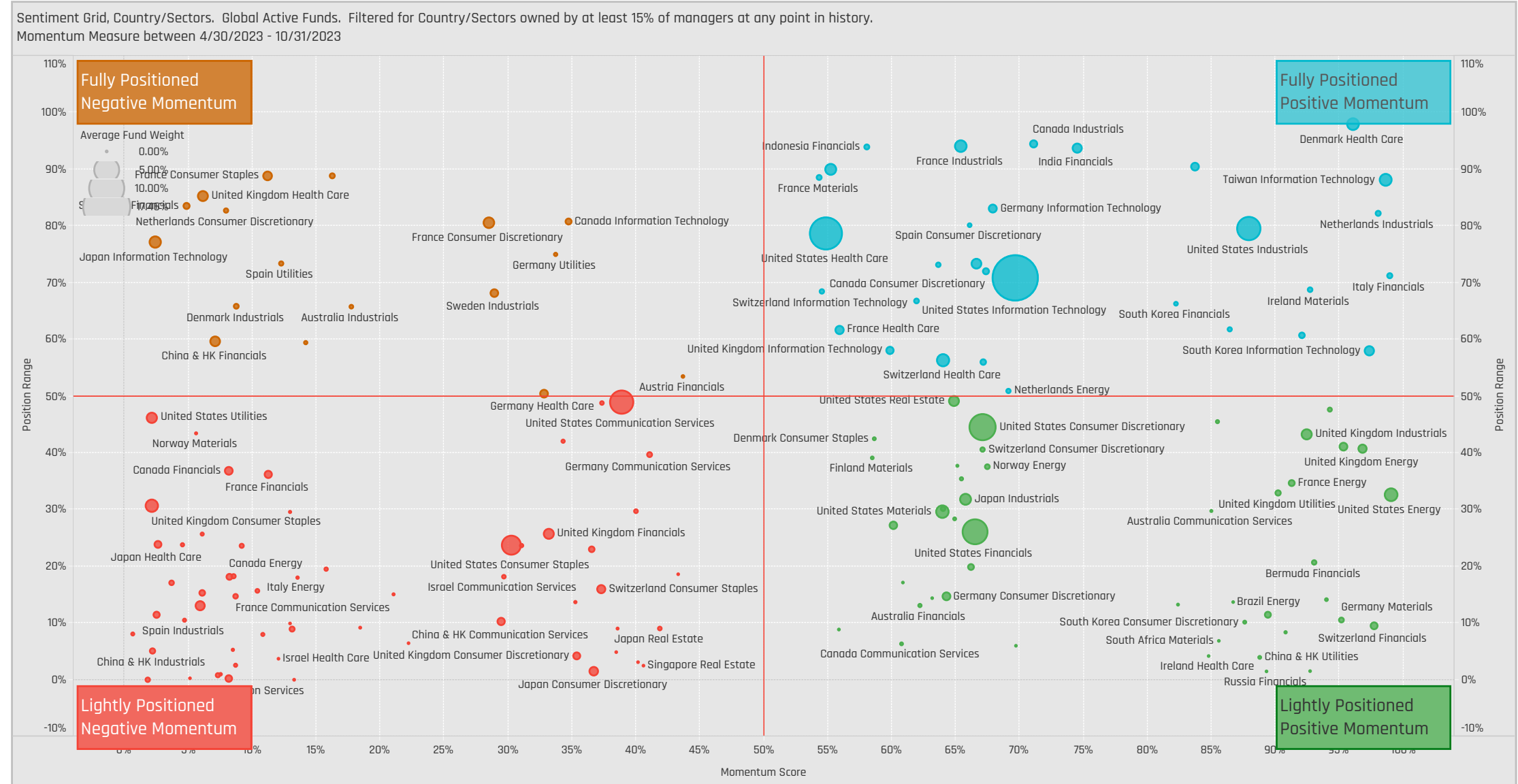
Fund Name	New or C.	Country Sector	Fund Weight, %	Weight Change, %
Delaware Global Equity Fund		United States Information Technolog..	17.71%	
Delaware Global Equity Fund II		United States Information Technolog..	17.52%	
SVS Aubrey Capital Mgmt. Inv. Funds - Global ..		United States Information Technolog..	21.29%	
PGIM Jennison Global Opportunities Fund		United States Information Technolog..	38.48%	8.06%
Alger Global Focus Fund		United States Information Technolog..	25.23%	7.40%
Columbia Select Global Equity Fund		United States Information Technolog..	29.43%	7.20%
Fidelity Funds SICAV - Global Thematic Opportu..		United States Information Technolog..	20.05%	6.59%
AIM Fds. Grp. (IFG) - Invesco Global Core Equity ..	Close	Germany Industrials	0.00%	-4.71%
Langleaf Partners Global Fund		United States Communication Servic..	7.84%	-4.91%
Langleaf Partners Global Fund	Close	Luxembourg Communication Services	0.00%	-5.15%
AIM Fds. Grp. (IFG) - Invesco Global Core Equity ..	Close	Switzerland Information Technology	0.00%	-5.23%
AIM Fds. Grp. (IFG) - Invesco Global Core Equity ..	Close	Germany Information Technology	0.00%	-5.36%
DWS Invest - CROCI Global Dividends		Japan Industrials	1.81%	-6.40%
AIM Fds. Grp. (IFG) - Invesco Global Core Equity ..		United States Communication Servic..	1.86%	-7.67%

Sensitive Country/Sectors: Largest Fund Flows, \$, 4/30/2023 - 10/31/2023

Fund Name	New or Cl.	Country Sector	Fund AUM, \$	Fund Flows, \$
American Funds Capital World Growth & Incom..		United Kingdom Industrials	\$1,848M	\$45.3M
American Funds Capital World Growth & Incom..		Canada Energy	\$3,093M	\$26.9M
Fundsmith Equity Fund	New	United States Industrials	\$446M	\$514.0M
American Funds New Perspective Fund		United States Information Technology	\$15,149M	\$503.1M
American Funds New Economy Fund		United States Information Technology	\$7,399M	\$495.3M
American Funds Capital World Growth & Incom..	New	Russia Energy	\$405M	\$405.4M
American Funds Capital World Growth & Incom..		Ireland Industrials	\$385M	\$280.1M
DWS Top Dividende		United States Information Technology	\$209M	(\$308.6M)
Morgan Stanley Inv. Fds. - Global Brands Fund		United States Information Technology	\$6,016M	(\$447.8M)
Fundsmith Equity Fund	Close	Finland Industrials		(\$567.2M)
American Funds New Perspective Fund		United States Communication Servic..	\$5,707M	(\$683.1M)
American Funds Capital World Growth & Incom..		United States Communication Servic..	\$3,541M	(\$765.4M)
American Funds Capital World Growth & Incom..		United States Industrials	\$5,409M	(\$878.8M)
Fundsmith Equity Fund		United States Information Technology	\$5,375M	(\$2,576.6M)

Country/Sector Sentiment Grid

We combine the latest country/sector positioning, long-term positioning and short-term fund activity in the 'Sentiment Grid', below. The Y-Axis measures where today's ownership levels in each country/sector sit relative to the long-term range. We calculate the Z-Score of today's average weight, funds invested % and funds O/W %, relative to all monthly observations in our fund history (going back to 9/30/2012). A figure close to 100% would indicate today's positioning is close to its maximum ever level, a figure close to zero, the lowest. The X-axis provides a measure of short-term fund activity, or 'Momentum', by looking at the changes in average weight, funds invested % and funds o/w % between 4/30/2023 and 10/31/2023, relative to each country/sector. A figure above 50% means a country/sector has seen relative increases in ownership, a figure below 50% indicates a relative decrease in positioning. The size of the bubble represents the average weight of each country/sector.



Position Range: Average of:
 Z-Score Average Weight vs history
 Z-Score Funds Invested % vs history
 Z-Score Funds O/W % vs history

Momentum Score: Average of:
 Change in Average Weight (Percentile vs Peers)
 Change in Funds Invested % (Percentile vs Peers)
 Change in Funds O/W % (Percentile vs Peers)

Stock Allocations

Stock Holdings Snapshot, Americas

Americas: Aggregate Stock Holdings Data, Ranked by Most Widely Held.

Ticker	Stock Name	Funds Invested %	Average Weight	Vs Benchmark	Fund AUM, \$
MSFT-US	Microsoft Corporation	75.58%	3.58%	-0.46%	\$36,504.81M
GOOGL-US	Alphabet Inc. Class A	52.03%	1.41%	0.16%	\$10,713.59M
AMZN-US	Amazon.com, Inc.	49.42%	1.51%	-0.57%	\$10,590.63M
UNH-US	UnitedHealth Group Incorporated	47.97%	0.98%	0.14%	\$9,311.93M
V-US	Visa Inc. Class A	44.48%	1.01%	0.36%	\$9,527.18M
AAPL-US	Apple Inc.	42.73%	1.47%	-3.06%	\$11,580.96M
MA-US	Mastercard Incorporated Class A	40.99%	0.83%	0.28%	\$5,712.47M
NVDA-US	NVIDIA Corporation	40.41%	1.00%	-0.70%	\$8,621.03M
TMO-US	Thermo Fisher Scientific Inc.	36.05%	0.55%	0.26%	\$5,342.44M
ADBE-US	Adobe Incorporated	34.59%	0.59%	0.18%	\$3,459.13M
MRK-US	Merck & Co., Inc.	33.72%	0.45%	0.02%	\$2,609.11M
META-US	Meta Platforms Inc. Class A	33.14%	0.81%	-0.33%	\$12,022.90M
ACN-US	Accenture Plc Class A	31.98%	0.46%	0.15%	\$4,139.22M
LLY-US	Eli Lilly and Company	31.40%	0.58%	-0.17%	\$7,937.99M
PG-US	Procter & Gamble Company	30.52%	0.43%	-0.17%	\$3,415.15M
JPM-US	JPMorgan Chase & Co.	29.94%	0.41%	-0.28%	\$4,978.92M
CSCO-US	Cisco Systems, Inc.	29.94%	0.41%	0.04%	\$2,311.48M
GOOG-US	Alphabet Inc. Class C	28.49%	0.71%	-0.42%	\$7,749.18M
JNJ-US	Johnson & Johnson	28.20%	0.39%	-0.22%	\$2,877.63M
ABBV-US	AbbVie, Inc.	27.91%	0.31%	-0.11%	\$2,268.30M
PEP-US	PepsiCo, Inc.	26.74%	0.32%	-0.06%	\$2,636.36M
KO-US	Coca-Cola Company	25.58%	0.34%	-0.05%	\$2,209.11M
ELV-US	Elevance Health, Inc.	25.58%	0.35%	0.16%	\$3,005.67M
DHR-US	Danaher Corporation	25.29%	0.29%	0.07%	\$2,873.93M
CRM-US	Salesforce, Inc.	25.29%	0.29%	-0.04%	\$3,187.59M

Americas: Top Stock Holdings, %

Fund Name	Ticker	Stock Name	Value
MassMutual Premier Global Fund	GOOGL-US	Alphabet Inc. Class A	12.16%
Mundoval Fund	MA-US	Mastercard Incorporated Class A	11.76%
Invesco Global Inv. Ser. - Global Focus Fund (UK)	META-US	Meta Platforms Inc. Class A	10.77%
GAM Funds - Disruptive Growth	MSFT-US	Microsoft Corporation	10.70%
Mundoval Fund	AAPL-US	Apple Inc.	10.67%
Castle Focus Fund	BRK.B-US	Berkshire Hathaway Inc. Class B	10.44%
Fundsmith Equity Fund	MSFT-US	Microsoft Corporation	10.29%
JPMorgan Funds - Global Growth Fund	MSFT-US	Microsoft Corporation	10.27%
AZ Fund 1 - Equity - Global Growth	MSFT-US	Microsoft Corporation	10.19%
Morgan Stanley Inv. Fds. - Global Opportunity Fund	UBER-US	Uber Technologies, Inc.	10.12%
Ninety One Glb. Strat. Fd. - Global Quality Equity Fund	V-US	Visa Inc. Class A	9.79%
Ninety One Glb. Strat. Fd. - Global Franchise Fund	V-US	Visa Inc. Class A	9.52%
Columbia Select Global Equity Fund	MSFT-US	Microsoft Corporation	9.47%
AZ Fund 1 - Equity - Global Growth	AAPL-US	Apple Inc.	9.37%
BNY Mellon Worldwide Growth Fund	MSFT-US	Microsoft Corporation	9.35%
GAM Star Fund Plc - Worldwide Equity	MSFT-US	Microsoft Corporation	9.31%
Ninety One Glb. Strat. Fd. - Global Quality Dividend Growth	MSFT-US	Microsoft Corporation	9.22%
Threadneedle (Lux) - Global Focus Fund	MSFT-US	Microsoft Corporation	9.22%
Brown Advisory Funds Plc - Global Leaders	MSFT-US	Microsoft Corporation	9.16%
Swedbank Robur Globalfond	CNC-US	Centene Corporation	9.07%
Baron Global Advantage Fund	NVDA-US	NVIDIA Corporation	9.06%
Danske Invest Global Sustainable Future - Akkumulerende	MSFT-US	Microsoft Corporation	8.99%
Baron Global Advantage Fund	MELI-US	MercadoLibre, Inc.	8.93%
Seligson & Co. Global Top 25 Brands Fund	GOOG-US	Alphabet Inc. Class C	8.90%
Longleaf Partners Global Fund	CNX-US	CNX Resources Corporation	8.89%

Americas: Aggregate Stock Holdings Data, Largest Overweight Holdings

Ticker	Stock Name	Vs Benchmark	Average Weight	Funds Invested %	Fund AUM, \$
V-US	Visa Inc. Class A	0.36%	1.01%	44.48%	\$9,527.18M
MA-US	Mastercard Incorporated Class A	0.28%	0.83%	40.99%	\$5,712.47M
TMO-US	Thermo Fisher Scientific Inc.	0.26%	0.55%	36.05%	\$5,342.44M
INTU-US	Intuit Inc.	0.21%	0.44%	23.55%	\$2,106.18M
ADBE-US	Adobe Incorporated	0.18%	0.59%	34.59%	\$3,459.13M
ICE-US	Intercontinental Exchange, Inc.	0.16%	0.26%	15.70%	\$1,729.50M
ELV-US	Elevance Health, Inc.	0.16%	0.35%	25.58%	\$3,005.67M
CME-US	CME Group Inc. Class A	0.16%	0.28%	15.99%	\$2,680.26M
GOOGL-US	Alphabet Inc. Class A	0.16%	1.41%	52.03%	\$10,713.59M
ACN-US	Accenture Plc Class A	0.15%	0.46%	31.98%	\$4,139.22M

Americas: Top Stock Holdings, \$

Fund Name	Ticker	Stock Name	Value
American Funds New Perspective Fund	MSFT-US	Microsoft Corporation	\$5,609M
American Funds Capital World Growth & Income Fund	MSFT-US	Microsoft Corporation	\$4,090M
American Funds Capital World Growth & Income Fund	AVGO-US	Broadcom Inc.	\$3,788M
Fundsmith Equity Fund	MSFT-US	Microsoft Corporation	\$2,868M
American Funds New Perspective Fund	META-US	Meta Platforms Inc. Class A	\$2,689M
American Funds New Perspective Fund	AVGO-US	Broadcom Inc.	\$2,491M
American Funds Capital World Growth & Income Fund	UNH-US	UnitedHealth Group Incorporated	\$2,337M
American Funds New Perspective Fund	LLY-US	Eli Lilly and Company	\$2,148M
American Funds New Perspective Fund	TSLA-US	Tesla Inc	\$2,114M
American Funds Capital World Growth & Income Fund	LLY-US	Eli Lilly and Company	\$1,772M
Morgan Stanley Inv. Fds. - Global Brands Fund	MSFT-US	Microsoft Corporation	\$1,692M
American Funds Capital World Growth & Income Fund	PM-US	Philip Morris International Inc.	\$1,658M
Fundsmith Equity Fund	META-US	Meta Platforms Inc. Class A	\$1,632M
American Funds New Economy Fund	MSFT-US	Microsoft Corporation	\$1,604M
American Funds Capital World Growth & Income Fund	CNQ-CA	Canadian Natural Resources Limited	\$1,557M
American Funds Capital World Growth & Income Fund	VALE3-BR	Vale S.A.	\$1,524M
American Funds Capital World Growth & Income Fund	ABT-US	Abbott Laboratories	\$1,437M
First Eagle Global Fund	ORCL-US	Oracle Corporation	\$1,386M
Fundsmith Equity Fund	SYK-US	Stryker Corporation	\$1,354M
Morgan Stanley Inv. Fds. - Global Brands Fund	PM-US	Philip Morris International Inc.	\$1,335M
Fundsmith Equity Fund	PM-US	Philip Morris International Inc.	\$1,327M
American Funds New Economy Fund	AVGO-US	Broadcom Inc.	\$1,315M
First Eagle Global Fund	META-US	Meta Platforms Inc. Class A	\$1,242M
Fundsmith Equity Fund	V-US	Visa Inc. Class A	\$1,225M

Americas: Aggregate Stock Holdings Data, Largest Underweight Holdings

Ticker	Stock Name	Vs Benchmark	Average Weight	Funds Invested %	Fund AUM, \$
AAPL-US	Apple Inc.	-3.06%	1.47%	42.73%	\$11,580.96M
TSLA-US	Tesla Inc	-0.74%	0.23%	18.60%	\$4,305.45M
NVDA-US	NVIDIA Corporation	-0.70%	1.00%	40.41%	\$8,621.03M
AMZN-US	Amazon.com, Inc.	-0.57%	1.51%	49.42%	\$10,590.63M
XOM-US	Exxon Mobil Corporation	-0.53%	0.20%	16.57%	\$2,255.24M
BRK.B-US	Berkshire Hathaway Inc. Class B	-0.50%	0.24%	13.66%	\$1,734.81M
MSFT-US	Microsoft Corporation	-0.46%	3.58%	75.58%	\$36,504.81M
GOOG-US	Alphabet Inc. Class C	-0.42%	0.71%	28.49%	\$7,749.18M
META-US	Meta Platforms Inc. Class A	-0.33%	0.81%	33.14%	\$12,022.90M
CVX-US	Chevron Corporation	-0.32%	0.12%	11.63%	\$1,318.28M

Stock Holdings Activity, Americas

Americas: Aggregate Stock Holdings Changes - Largest Increases in Funds Invested %, 4/30/2023 - 10/31/2023

Ticker	Stock Name	Funds Invested % Δ	Average Weight Δ	Average Wgt vs Benchmark Δ	Fund Flows, \$
NVDA-US	NVIDIA Corporation	7.56%	0.35%	-0.22%	\$782.43M
KVUE-US	Kenvue, Inc.	4.94%	0.04%	-0.01%	\$317.80M
AMZN-US	Amazon.com, Inc.	4.94%	0.51%	0.02%	\$442.77M
CRM-US	Salesforce, Inc.	3.49%	0.05%	0.03%	\$386.56M
LLY-US	Eli Lilly and Company	3.20%	0.17%	-0.07%	(\$392.14M)
AVGO-US	Broadcom Inc.	3.20%	0.10%	-0.05%	(\$938.65M)
DECK-US	Deckers Outdoor Corporation	2.91%	0.01%	-0.01%	\$54.46M
CPRT-US	Copart, Inc.	2.91%	0.01%	0.00%	(\$47.42M)
SHOP-US	Shopify, Inc. Class A	2.62%	-0.01%	-0.01%	\$32.86M
HCA-US	HCA Healthcare Inc	2.62%	0.00%	0.05%	\$37.35M
GOOGL-US	Alphabet Inc. Class A	2.33%	0.30%	0.09%	\$695.87M
NVR-US	NVR, Inc.	2.33%	0.00%	-0.01%	\$3.89M
GE-US	General Electric Company	2.33%	0.03%	0.00%	(\$447.29M)
ADBE-US	Adobe Incorporated	2.33%	0.14%	0.02%	(\$728.23M)
WMT-US	Walmart Inc.	2.03%	0.05%	0.01%	\$203.23M
TJX-US	TJX Companies Inc	2.03%	0.04%	0.02%	(\$114.07M)
NFLX-US	Netflix, Inc.	2.03%	0.06%	-0.01%	(\$395.30M)
VRSK-US	Verisk Analytics Inc	2.03%	0.02%	0.01%	\$29.14M
HWM-US	Howmet Aerospace Inc.	2.03%	0.02%	0.02%	\$211.49M
EXTR-US	Extreme Networks, Inc.	2.03%	0.00%	0.00%	\$8.04M
BLDR-US	Builders FirstSource, Inc.	2.03%	0.01%	-0.02%	(\$12.45M)
ZBH-US	Zimmer Biomet Holdings, Inc.	2.03%	-0.01%	0.00%	(\$222.52M)
PHM-US	PulteGroup, Inc.	2.03%	0.00%	0.00%	(\$25.24M)
META-US	Meta Platforms Inc. Class A	2.03%	0.17%	-0.08%	(\$218.49M)
KLAC-US	KLA Corporation	1.74%	0.03%	0.01%	\$36.43M

Americas: Largest Fund Level Changes in Stock Weight, %, 4/30/2023 - 10/31/2023

Fund Name	Ticker	Stock Name	New or Close..	Weight Change
Ninety One Glb. Strat. Fd. - Global Strategic Equity ..	AMZN-US	Amazon.com, Inc.	New	4.95%
Longleaf Partners Global Fund	LYV-US	Live Nation Entertainment, ..		4.67%
Quilter Investors Series I - Global Dynamic Equity F..	AAPL-US	Apple Inc.	New	4.61%
Delaware Global Equity Fund	MSFT-US	Microsoft Corporation	New	4.57%
Delaware Global Equity Fund II	MSFT-US	Microsoft Corporation	New	4.51%
Ninety One Glb. Strat. Fd. - Global Equity	AMZN-US	Amazon.com, Inc.	New	4.42%
Carmignac Investissement	META-US	Meta Platforms Inc. Class A	New	4.37%
Virtus NFJ Global Sustainability Fund	A-US	Agilent Technologies, Inc.	New	4.24%
American Century Focused Global Growth Fund	GOOGL-US	Alphabet Inc. Class A	New	4.23%
T Rowe Price Global Stock Fund	AMZN-US	Amazon.com, Inc.		4.16%
Ninety One Glb. Strat. Fd. - Global Dynamic Fund	AMZN-US	Amazon.com, Inc.	New	4.14%
Longleaf Partners Global Fund	BIO-US	Bio-Rad Laboratories, Inc. C..	New	4.03%
Alger Global Focus Fund	DIS-US	Walt Disney Company	Close	-3.72%
SVS Aubrey Capital Mgmt. Invt. Funds - Global Con..	ODFL-US	Old Dominion Freight Line, I..	Close	-3.85%
SEB Fund 1 - Global Fund	AAPL-US	Apple Inc.	Close	-3.86%
Delaware Global Equity Fund	CLX-US	Clorox Company	Close	-3.86%
Delaware Global Equity Fund II	CLX-US	Clorox Company	Close	-3.87%
SVS Aubrey Capital Mgmt. Invt. Funds - Global Con..	STAA-US	STAAR Surgical Company	Close	-3.93%
AIM Fds. Grp. (IFG) - Invesco Global Core Equity Fund	AON-US	Aon Plc Class A	Close	-3.97%
Carmignac Investissement	ORCL-US	Oracle Corporation		-4.17%
SVS Aubrey Capital Mgmt. Invt. Funds - Global Con..	ULTA-US	Ulta Beauty Inc.	Close	-4.38%
Franklin Mutual Ser. Fds. - Quest Fund	FHN-US	First Horizon Corporation	Close	-4.41%
Franklin Mutual Ser. Fds. - Quest Fund	HZNP-US	Horizon Therapeutics Public..		-4.84%
AIM Fds. Grp. (IFG) - Invesco Global Core Equity Fund	V-US	Visa Inc. Class A	Close	-5.33%

Americas: Aggregate Stock Holdings Changes - Largest Decreases in Funds Invested %, 4/30/2023 - 10/31/2023

Ticker	Stock Name	Funds Invested % Δ	Average Weight Δ	Average Wgt vs Benchmark Δ	Fund Flows, \$
KEYS-US	Keysight Technologies Inc	-3.20%	-0.04%	-0.03%	(\$88.98M)
DIS-US	Walt Disney Company	-3.20%	-0.05%	0.01%	\$188.64M
PYPL-US	PayPal Holdings, Inc.	-3.20%	-0.07%	-0.03%	(\$742.84M)
DG-US	Dollar General Corporation	-3.20%	-0.04%	-0.01%	\$23.41M
BMY-US	Bristol-Myers Squibb Company	-2.91%	-0.09%	-0.04%	(\$133.63M)
AEM-CA	Agnico Eagle Mines Limited	-2.62%	-0.02%	-0.01%	(\$11.90M)
HRB-US	H&R Block, Inc.	-2.62%	-0.01%	-0.01%	(\$17.83M)
PFE-US	Pfizer Inc.	-2.33%	-0.04%	0.02%	(\$194.65M)
SQM.B-CL	Sociedad Quimica y Minera de Chile SA Pfd ..	-2.33%	0.00%	0.00%	(\$180.73M)
AZO-US	AutoZone, Inc.	-2.33%	-0.03%	-0.02%	(\$112.39M)
MRK-US	Merck & Co., Inc.	-2.33%	-0.06%	-0.02%	(\$3.67M)
CVS-US	CVS Health Corporation	-2.03%	0.00%	0.00%	\$23.67M
TXN-US	Texas Instruments Incorporated	-2.03%	-0.05%	-0.01%	\$271.66M
BMO-CA	Bank of Montreal	-2.03%	-0.01%	-0.01%	(\$35.61M)
IFF-US	International Flavors & Fragrances Inc.	-2.03%	-0.03%	-0.02%	(\$43.35M)
ATVI-US	Activision Blizzard, Inc.	-2.03%	-0.01%	0.09%	(\$239.93M)
ETSY-US	Etsy, Inc.	-2.03%	-0.01%	0.00%	\$56.32M
FMC-US	FMC Corporation	-2.03%	-0.03%	0.00%	(\$15.05M)
CI-US	Cigna Corporation	-2.03%	0.03%	0.00%	(\$103.53M)
EL-US	Estee Lauder Companies Inc. Class A	-2.03%	-0.10%	-0.05%	(\$147.35M)
A-US	Agilent Technologies, Inc.	-1.74%	-0.02%	0.00%	(\$16.71M)
CF-US	CF Industries Holdings, Inc.	-1.74%	0.00%	0.00%	(\$14.01M)
HALO-US	Halozyme Therapeutics, Inc.	-1.74%	0.00%	0.00%	(\$4.46M)
MMM-US	3M Company	-1.74%	-0.01%	0.00%	(\$23.49M)
NTR-CA	Nutrien Ltd.	-1.74%	-0.01%	0.01%	(\$86.95M)

Americas: Largest Fund Level Stock Inflows/Outflows, \$, 4/30/2023 - 10/31/2023

Fund Name	Ticker	Stock Name	New or Close..	Inflow/Outflow
American Funds New Perspective Fund	NVDA-US	NVIDIA Corporation		\$688M
Fundsmith Equity Fund	PG-US	Procter & Gamble Company	New	\$631M
Fundsmith Equity Fund	OTIS-US	Otis Worldwide Corporation	New	\$514M
American Funds Capital World Growth & Income Fu..	TXN-US	Texas Instruments In corpor..		\$444M
American Funds Capital World Growth & Income Fu..	VRTX-US	Vertex Pharmaceuticals Inco..		\$384M
American Funds Capital World Growth & Income Fu..	MOH-US	Malina Healthcare, Inc.		\$380M
Morgan Stanley Invt. Fds. - Global Brands Fund	AJG-US	Arthur J. Gallagher & Co.		\$312M
American Funds Capital World Growth & Income Fu..	TRP-CA	TC Energy Corporation		\$309M
American Funds New Perspective Fund	ABNB-US	Airbnb, Inc. Class A		\$299M
American Funds Capital World Growth & Income Fu..	ACN-US	Accenture Plc Class A		\$286M
DWS Top Dividende	UNH-US	UnitedHealth Group In corpor..	New	\$269M
American Funds New Economy Fund	MSFT-US	Microsoft Corporation		\$261M
American Funds New Perspective Fund	AMZN-US	Amazon.com, Inc.		(\$359M)
DWS Top Dividende	AVGO-US	Broadcom Inc.		(\$363M)
American Funds Capital World Growth & Income Fu..	AVGO-US	Broadcom Inc.		(\$375M)
American Funds New Perspective Fund	META-US	Meta Platforms Inc. Class A		(\$411M)
American Funds Capital World Growth & Income Fu..	MU-US	Micron Technology, Inc.		(\$469M)
American Funds Capital World Growth & Income Fu..	BKR-US	Baker Hughes Company Cla..		(\$493M)
American Funds New Perspective Fund	SGEN-US	Seagen, Inc.		(\$622M)
Fundsmith Equity Fund	PYPL-US	PayPal Holdings, Inc.	Close	(\$631M)
Morgan Stanley Invt. Fds. - Global Brands Fund	MSFT-US	Microsoft Corporation		(\$725M)
Fundsmith Equity Fund	AMZN-US	Amazon.com, Inc.	Close	(\$823M)
Fundsmith Equity Fund	ADBE-US	Adobe Incorporated	Close	(\$899M)
Fundsmith Equity Fund	INTU-US	Intuit Inc.	Close	(\$984M)

Stock Sentiment Grid, Americas

We combine the latest Americas stock positioning, long-term positioning and short-term fund activity in the 'Sentiment Grid', below. The Y-Axis measures where today's ownership levels in each stock sit relative to the long-term range. We calculate the Z-Score of today's average weight, funds invested % and funds O/W %, relative to all monthly observations in our fund history (going back to 9/30/2012). A figure close to 100% would indicate today's positioning is close to its maximum ever level, a figure close to zero, the lowest. The X-axis provides a measure of short-term fund activity, or 'Momentum', by looking at the changes in average weight, funds invested % and funds o/w % between 4/30/2023 and 10/31/2023, relative to each stock. A figure above 50% means a stock has seen relative increases in ownership, a figure below 50% indicates a relative decrease in positioning. The size of the bubble represents the average weight of each stock.



Stock Holdings Snapshot, EMEA

EMEA: Aggregate Stock Holdings Data, Ranked by Most Widely Held.

Ticker	Stock Name	Funds Invested %	Average Weight	Vs Benchmark	Fund AUM, \$
ASML-NL	ASML Holding NV	43.90%	0.75%	0.34%	\$9,704.33M
NOVO.B-DK	Novo Nordisk A/S Class B	41.28%	0.99%	0.47%	\$12,581.84M
NESN-CH	Nestle S.A.	37.50%	0.54%	0.05%	\$5,688.74M
ROG-CH	Roche Holding Ltd Dividend Right Cert.	36.92%	0.45%	0.15%	\$3,390.77M
MC-FR	LVMH Moet Hennessy Louis Vuitton SE	35.17%	0.51%	0.18%	\$6,735.62M
ULVR-GB	Unilever PLC	33.14%	0.49%	0.30%	\$4,437.71M
AZN-GB	AstraZeneca PLC	32.27%	0.45%	0.13%	\$5,828.72M
SAN-FR	Sanofi	28.78%	0.29%	0.12%	\$3,342.62M
NOVN-CH	Novartis AG	28.20%	0.37%	0.04%	\$3,196.95M
LIN-US	Linde plc	27.91%	0.48%	0.17%	\$4,165.81M
SU-FR	Schneider Electric SE	27.03%	0.40%	0.26%	\$3,008.76M
SHEL-GB	Shell PLC	26.45%	0.41%	0.05%	\$4,556.99M
OR-FR	L'Oreal S.A.	25.87%	0.38%	0.21%	\$2,500.51M
TTE-FR	TotalEnergies SE	22.38%	0.30%	0.05%	\$3,531.89M
SIE-DE	Siemens AG	22.38%	0.20%	0.03%	\$2,412.93M
SAP-DE	SAP SE	21.80%	0.32%	0.09%	\$3,770.06M
RKT-GB	Reckitt Benckiser Group plc	21.22%	0.30%	0.23%	\$2,944.96M
GSK-GB	GSK plc	18.90%	0.19%	0.07%	\$1,039.47M
BNP-FR	BNP Paribas S.A. Class A	18.90%	0.17%	0.06%	\$1,611.49M
REL-GB	RELX PLC	18.31%	0.26%	0.15%	\$2,820.11M
IFX-DE	Infineon Technologies AG	18.31%	0.18%	0.11%	\$938.36M
DTE-DE	Deutsche Telekom AG	17.15%	0.19%	0.07%	\$1,589.26M
EL-FR	EssilorLuxottica SA	16.86%	0.23%	0.13%	\$2,258.79M
DGE-GB	Diageo plc	16.86%	0.16%	0.00%	\$1,337.93M
CS-FR	AXA SA	16.86%	0.16%	0.07%	\$1,823.13M

EMEA: Top Stock Holdings, %

Fund Name	Ticker	Stock Name	Value
Fundsmith Equity Fund	NOVO.B-DK	Novo Nordisk A/S Class B	10.16%
C Worldwide - Global Equities	NOVO.B-DK	Novo Nordisk A/S Class B	9.97%
M&G (Lux) Investment Funds 1 - Positive Impact Fund	NOVO.B-DK	Novo Nordisk A/S Class B	9.92%
Mundoval Fund	NOVO.B-DK	Novo Nordisk A/S Class B	9.65%
C Worldwide - Global Equities Ethical	NOVO.B-DK	Novo Nordisk A/S Class B	9.65%
Ninety One Glb. Strat. Fd. - Global Value Equity Fund	VTSC-DE	Vitesco Technologies Group AG	8.83%
GuardCap UCITS Funds Plc - Global Equity Fund	NOVO.B-DK	Novo Nordisk A/S Class B	8.53%
Davis Global Fund	DANSKE-DK	Danske Bank A/S	8.23%
Scottish Mortgage Investment Trust Plc	ASML-NL	ASML Holding NV	7.78%
Mundoval Fund	LVMUY-US	LVMH Moet Hennessy Louis Vuitton SE Unsp..	7.55%
Baillie Gifford Investment Funds ICVC - Positive Change Fund	ASML-NL	ASML Holding NV	7.20%
Hermes Inv. Funds Plc - Impact Opportunities Equity Fund	NOVO.B-DK	Novo Nordisk A/S Class B	7.16%
GuardCap UCITS Funds Plc - Global Equity Fund	EL-FR	EssilorLuxottica SA	7.13%
Longleaf Partners Global Fund	EXO-NO	EXOR N.V.	7.09%
Polen Global Growth Fund	ICLR-US	ICON Plc	6.56%
Ninety One Glb. Strat. Fd. - Global Franchise Fund	ASML-NL	ASML Holding NV	6.53%
Allianz Global Investors Fund - Global Equity Growth	ASML-NL	ASML Holding NV	6.51%
Thornburg Global Opportunities Fund	TTE-FR	TotalEnergies SE	6.42%
Schoellerbank Aktienfonds Value	SAP-DE	SAP SE	6.40%
Morgan Stanley Inv. Fds. - Global Brands Fund	SAP-DE	SAP SE	6.33%
Invesco Global Inv. Ser. - Global Focus Fund (UK)	RMS-FR	Hermes International SCA	6.20%
Ninety One Glb. Strat. Fd. - Global Quality Equity Fund	ASML-NL	ASML Holding NV	6.10%
BL - Equities Dividend	ULVR-GB	Unilever PLC	6.06%
PGIM Jennison Global Opportunities Fund	RMS-FR	Hermes International SCA	6.00%
Seligson & Co. Global Top 25 Brands Fund	NESN-CH	Nestle S.A.	5.93%

EMEA: Aggregate Stock Holdings Data, Largest Overweight Holdings

Ticker	Stock Name	Vs Benchmark	Average Weight	Funds Invested %	Fund AUM, \$
NOVO.B-DK	Novo Nordisk A/S Class B	0.47%	0.99%	41.28%	\$12,581.84M
ASML-NL	ASML Holding NV	0.34%	0.75%	43.90%	\$9,704.33M
ULVR-GB	Unilever PLC	0.30%	0.49%	33.14%	\$4,437.71M
SU-FR	Schneider Electric SE	0.26%	0.40%	27.03%	\$3,008.76M
RKT-GB	Reckitt Benckiser Group plc	0.23%	0.30%	21.22%	\$2,944.96M
OR-FR	L'Oreal S.A.	0.21%	0.38%	25.87%	\$2,500.51M
LSEG-GB	London Stock Exchange Group plc	0.19%	0.26%	13.37%	\$2,053.93M
MC-FR	LVMH Moet Hennessy Louis Vuitton SE	0.18%	0.51%	35.17%	\$6,735.62M
LIN-US	Linde plc	0.17%	0.48%	27.91%	\$4,165.81M
ROG-CH	Roche Holding Ltd Dividend Right Cert.	0.15%	0.45%	36.92%	\$3,390.77M

EMEA: Top Stock Holdings, \$

Fund Name	Ticker	Stock Name	Value
American Funds New Perspective Fund	NOVO.B-DK	Novo Nordisk A/S Class B	\$3,862M
Fundsmith Equity Fund	NOVO.B-DK	Novo Nordisk A/S Class B	\$2,830M
American Funds New Perspective Fund	ASML-NL	ASML Holding NV	\$2,187M
American Funds New Perspective Fund	AZN-GB	AstraZeneca PLC	\$1,545M
American Funds Capital World Growth & Income Fund	ASML-NL	ASML Holding NV	\$1,480M
American Funds Capital World Growth & Income Fund	MC-FR	LVMH Moet Hennessy Louis Vuitton SE	\$1,453M
Morgan Stanley Inv. Fds. - Global Brands Fund	SAP-DE	SAP SE	\$1,318M
American Funds Capital World Growth & Income Fund	AIR-FR	Airbus SE	\$1,286M
Fundsmith Equity Fund	MC-FR	LVMH Moet Hennessy Louis Vuitton SE	\$1,238M
American Funds New Perspective Fund	MC-FR	LVMH Moet Hennessy Louis Vuitton SE	\$1,213M
Scottish Mortgage Investment Trust Plc	ASML-NL	ASML Holding NV	\$1,154M
American Funds Capital World Growth & Income Fund	NOVO.B-DK	Novo Nordisk A/S Class B	\$1,132M
American Funds New Perspective Fund	NESN-CH	Nestle S.A.	\$1,128M
Morgan Stanley Inv. Fds. - Global Brands Fund	RKT-GB	Reckitt Benckiser Group plc	\$1,113M
American Funds Capital World Growth & Income Fund	ZURN-CH	Zurich Insurance Group Ltd	\$938M
American Funds Capital World Growth & Income Fund	AZN-GB	AstraZeneca PLC	\$925M
American Funds New Perspective Fund	AIR-FR	Airbus SE	\$909M
American Funds New Perspective Fund	TTE-FR	TotalEnergies SE	\$848M
American Funds New Perspective Fund	DSV-FR	DSV A/S	\$795M
American Funds New Perspective Fund	SAF-FR	Safran S.A.	\$788M
American Funds New Perspective Fund	LSEG-GB	London Stock Exchange Group plc	\$784M
Morgan Stanley Inv. Fds. - Global Brands Fund	REL-GB	RELX PLC	\$773M
American Funds Capital World Growth & Income Fund	NESN-CH	Nestle S.A.	\$736M
American Funds Capital World Growth & Income Fund	BA-GB	BAE Systems plc	\$724M

EMEA: Aggregate Stock Holdings Data, Largest Underweight Holdings

Ticker	Stock Name	Vs Benchmark	Average Weight	Funds Invested %	Fund AUM, \$
HSBA-GB	HSBC Holdings Plc	-0.14%	0.09%	12.50%	\$657.56M
SAN-ES	Banco Santander, S.A.	-0.07%	0.04%	6.69%	\$469.96M
1120-SA	Al Rajhi Bank	-0.07%	0.00%	0.29%	\$2.08M
GLEN-GB	Glencore plc	-0.05%	0.03%	6.10%	\$1,119.94M
NBK-KW	National Bank of Kuwait K.S.C.	-0.05%	0.00%	0.00%	\$1.39M
BP-GB	BP p.l.c.	-0.04%	0.13%	12.79%	\$1,960.71M
1180-SA	Saudi National Bank	-0.04%	0.00%	0.29%	\$2.14M
FSR-ZA	FirstRand Limited	-0.04%	0.00%	0.58%	\$2.69M
ENI-IT	Eni S.p.A.	-0.04%	0.04%	7.56%	\$75.89M
EAND-AE	Emirates Telecommunications Group Compa..	-0.04%	0.00%	0.00%	\$1.01M

Stock Holdings Activity, EMEA

EMEA: Aggregate Stock Holdings Changes - Largest Increases in Funds Invested %, 4/30/2023 - 10/31/2023

Ticker	Stock Name	Funds Invested % Δ	Average Weight Δ	Average Wgt vs Benchmark Δ	Fund Flows, \$
MUV2-DE	Munich Reinsurance Company	3.49%	0.02%	0.01%	\$94.04M
UCG-IT	UniCredit S.p.A.	3.20%	0.03%	0.01%	\$3.16M
ALC-CH	Alcon, Inc.	2.62%	0.03%	0.03%	\$121.19M
WBDF-RU	Wimm-Bill-Dann Foods OJSC	2.62%	0.02%	-0.02%	(\$1.41M)
SHEL-GB	Shell PLC	2.33%	0.09%	0.10%	\$602.91M
ASM-NL	ASM International N.V.	2.03%	0.02%	0.02%	\$40.47M
SGD-FR	Compagnie de Saint-Gobain SA	1.74%	0.02%	0.02%	\$24.32M
BMW-DE	Bayerische Motoren Werke AG	1.74%	-0.01%	0.00%	\$7.54M
BA-GB	BAE Systems plc	1.74%	0.02%	0.02%	\$69.41M
SAN-ES	Banco Santander, S.A.	1.74%	0.00%	0.00%	\$6.94M
ISP-IT	Intesa Sanpaolo S.p.A.	1.74%	0.01%	0.01%	\$39.71M
DSFIR-NL	DSM-Firmenich AG	1.74%	0.01%	0.03%	\$78.67M
ADS-DE	adidas AG	1.74%	-0.01%	-0.01%	\$120.81M
ASML-NL	ASML Holding NV	1.74%	0.00%	0.01%	(\$469.46M)
NESN-CH	Nestle S.A.	1.45%	-0.08%	0.01%	\$49.01M
CNA-GB	Centrica plc	1.45%	0.01%	0.00%	\$8.92M
CA-FR	Carrefour SA	1.45%	0.00%	0.01%	\$6.00M
S92-DE	SMA Solar Technology AG	1.45%	0.00%	0.00%	\$10.16M
SAP-DE	SAP SE	1.45%	-0.02%	-0.03%	(\$20.50M)
RI-FR	Pernod Ricard SA	1.45%	-0.03%	-0.02%	(\$13.93M)
III-GB	3i Group plc	1.45%	0.00%	0.00%	(\$36.59M)
HOLN-CH	Holcim Ltd	1.45%	0.00%	0.00%	(\$52.20M)
HEI-DE	HeidelbergCement AG	1.45%	0.00%	0.00%	(\$1.16M)
ENGI-FR	ENGIE SA.	1.45%	0.01%	0.01%	\$77.12M
CFR-CH	Compagnie Financiere Richemont SA	1.45%	-0.02%	0.02%	\$128.65M

EMEA: Largest Fund Level Changes in Stock Weight, %, 4/30/2023 - 10/31/2023

Fund Name	Ticker	Stock Name	New or Close..	Weight Change
Mundoval Fund	LVMUY-US	LVMH Moet Hennessy Louis..	New	7.55%
Touchstone Strategic Trust - Non-US ESG Equity Fu..	SHEL-GB	Shell PLC	New	4.56%
Longleaf Partners Global Fund	WBDF-RU	Wimm-Bill-Dann Foods OJSC	New	4.39%
Franklin Mutual Ser. Fds. - Beacon Fund	SHEL-GB	Shell PLC	New	4.13%
Hermes Inv. Funds Plc - Impact Opportunities Equi..	DSFIR-NL	DSM-Firmenich AG	New	3.86%
Virtus NFJ Global Sustainability Fund	SRT-DE	Sartorius AG	New	3.57%
Invesco Global Inv. Ser. - Global Equity Income Fun..	RKT-GB	Reckitt Benckiser Group plc	New	3.51%
Wellington Mgmt. Funds (IE) Plc - Durable Compani..	ENGI-FR	ENGIE SA.	New	3.35%
AIM Fds. Grp. (IFG) - Invesco Global Core Equity Fund	NESN-CH	Nestle S.A.	New	3.04%
SEB Aktiesparfond	INVE.B-SE	Investor AB Class B	New	3.02%
Artisan Global Equity Fund	AI-FR	Air Liquide SA	New	3.01%
Liontrust Investment Funds I - Global Innovation Fu..	ASML-NL	ASML Holding NV	New	2.99%
Delaware Global Equity Fund II	AMS-ES	Amadeus IT Group SA Class..	Close	-4.15%
AIM Fds. Grp. (IFG) - Invesco Global Core Equity Fund	BATS-GB	British American Tobacco p...	Close	-4.18%
Delaware Global Equity Fund	BN-FR	Danone SA	Close	-4.20%
Delaware Global Equity Fund II	BN-FR	Danone SA	Close	-4.22%
Franklin Mutual Ser. Fds. - Beacon Fund	BP-GB	BP p.l.c.	Close	-4.34%
AIM Fds. Grp. (IFG) - Invesco Global Core Equity Fund	KGX-DE	KION GROUP AG	Close	-4.71%
AIM Fds. Grp. (IFG) - Invesco Global Core Equity Fund	LSEG-GB	London Stock Exchange Gro..	Close	-4.90%
Delaware Global Equity Fund	AD-NL	Koninklijke Ahold Delhaize ..	Close	-5.12%
Delaware Global Equity Fund II	AD-NL	Koninklijke Ahold Delhaize ..	Close	-5.14%
Longleaf Partners Global Fund	TIGO-SE	Millicom International Cellul..	Close	-5.15%
AIM Fds. Grp. (IFG) - Invesco Global Core Equity Fund	TEMN-CH	Temenos AG	Close	-5.23%
AIM Fds. Grp. (IFG) - Invesco Global Core Equity Fund	SAP-DE	SAP SE	Close	-5.36%

EMEA: Aggregate Stock Holdings Changes - Largest Decreases in Funds Invested %, 4/30/2023 - 10/31/2023

Ticker	Stock Name	Funds Invested % Δ	Average Weight Δ	Average Wgt vs Benchmark Δ	Fund Flows, \$
DSM-NL	Koninklijke DSM N.V.	-6.10%	-0.08%	-0.08%	(\$761.55M)
DGE-GB	Diageo plc	-3.78%	-0.07%	-0.05%	(\$125.09M)
GSK-GB	GSK plc	-2.91%	0.00%	0.00%	(\$48.33M)
BAYN-DE	Bayer AG	-2.62%	-0.06%	-0.02%	\$49.48M
MRK-DE	Merck KGaA	-2.33%	0.00%	0.00%	(\$54.14M)
JMAT-GB	Johnson Matthey Plc	-2.03%	-0.01%	0.00%	(\$14.90M)
AAL-GB	Anglo American plc	-2.03%	0.00%	0.00%	\$87.27M
PSDN-GB	Pearson PLC	-2.03%	0.00%	0.00%	(\$17.42M)
CHKP-US	Check Point Software Technologies Ltd.	-1.74%	0.00%	0.00%	(\$26.96M)
DHL-DE	DHL Group	-1.45%	-0.02%	-0.01%	(\$56.93M)
NHY-NO	Norsk Hydro ASA	-1.45%	-0.01%	0.00%	\$3.56M
DPH-GB	Dechra Pharmaceuticals PLC	-1.45%	-0.02%	-0.02%	(\$19.69M)
LBTYA-US	Liberty Global Plc Class A	-1.45%	0.00%	0.00%	(\$5.22M)
BP-GB	BP p.l.c.	-1.45%	-0.02%	0.03%	(\$140.41M)
GLEN-GB	Glencore plc	-1.45%	-0.01%	-0.01%	\$570.55M
HLN-GB	Haleon PLC	-1.45%	0.00%	0.00%	(\$90.27M)
KNEBV-FI	Kone Dyj Class B	-1.45%	-0.03%	-0.02%	(\$595.87M)
MAERSK.B-DK	A.P. Moller - Maersk A/S Class B	-1.45%	-0.01%	-0.01%	(\$38.51M)
SEDG-US	SolarEdge Technologies, Inc.	-1.45%	-0.06%	-0.04%	\$249.51M
VOW3-DE	Volkswagen AG Pref	-1.45%	-0.02%	-0.02%	(\$179.65M)
YAR-NO	Yara International ASA	-1.45%	0.00%	0.00%	(\$5.80M)
IMB-GB	Imperial Brands PLC	-1.45%	-0.01%	-0.01%	\$25.66M
ROG-CH	Roche Holding Ltd Dividend Right Cert.	-1.16%	-0.10%	-0.04%	(\$102.08M)
BEZQ-IL	Bezeq The Israel Telecommunication Corp. L.	-1.16%	0.00%	0.00%	(\$16.11M)
MKS-GB	Marks and Spencer Group plc	-1.16%	0.00%	0.00%	(\$10.09M)

EMEA: Largest Fund Level Stock Inflows/Outflows, \$, 4/30/2023 - 10/31/2023

Fund Name	Ticker	Stock Name	New or Close..	Inflow/Outflow
American Funds Capital World Growth & Income Fu..	GLEN-GB	Glencore plc		\$607M
American Funds Capital World Growth & Income Fu..	GAZP-RU	Gazprom PJSC	New	\$405M
American Funds Capital World Growth & Income Fu..	SAN-FR	Sanofi		\$317M
Fundsmith Equity Fund	ULVR-GB	Unilever PLC		\$306M
American Funds New Perspective Fund	PUB-FR	Publicis Groupe SA		\$259M
American Funds Capital World Growth & Income Fu..	HSBA-GB	HSBC Holdings Plc	New	\$267M
American Funds New Perspective Fund	GAZP-RU	Gazprom PJSC	New	\$267M
American Funds New Perspective Fund	RTO-GB	Rentokil Initial plc	New	\$263M
American Funds Capital World Growth & Income Fu..	RYA-IE	Ryanair Holdings Plc	New	\$258M
American Funds New Perspective Fund	RIO-GB	Rio Tinto plc	New	\$245M
Franklin Mutual Ser. Fds. - Global Discovery Fund	SHEL-GB	Shell PLC	New	\$216M
American Funds New Perspective Fund	NOVO.B-DK	Novo Nordisk A/S Class B		\$216M
St. James's Place Unit Trust - Sust. & Responsible ..	DSM-NL	Koninklijke DSM N.V.	Close	(\$172M)
American Funds Capital World Growth & Income Fu..	TTE-FR	TotalEnergies SE		(\$175M)
American Funds Capital World Growth & Income Fu..	ASML-NL	ASML Holding NV		(\$183M)
American Funds New Economy Fund	ASML-NL	ASML Holding NV		(\$184M)
American Funds Capital World Growth & Income Fu..	IBE-ES	Iberdrola SA		(\$196M)
American Funds Capital World Growth & Income Fu..	RIO-GB	Rio Tinto plc		(\$200M)
Fundsmith Equity Fund	NOVO.B-DK	Novo Nordisk A/S Class B		(\$207M)
American Funds New Perspective Fund	NESN-CH	Nestle S.A.		(\$231M)
Fidelity Funds SICAV - Global Dividend Fund	SAMPO-FI	Sampo Dyj Class A	Close	(\$293M)
American Funds Capital World Growth & Income Fu..	MC-FR	LVMH Moet Hennessy Louis ..		(\$376M)
American Funds New Perspective Fund	DSM-NL	Koninklijke DSM N.V.	Close	(\$387M)
Fundsmith Equity Fund	KNEBV-FI	Kone Dyj Class B	Close	(\$567M)

Stock Sentiment Grid, EMEA

We combine the latest EMEA stock positioning, long-term positioning and short-term fund activity in the 'Sentiment Grid', below. The Y-Axis measures where today's ownership levels in each stock sit relative to the long-term range. We calculate the Z-Score of today's average weight, funds invested % and funds O/W %, relative to all monthly observations in our fund history (going back to 9/30/2012). A figure close to 100% would indicate today's positioning is close to its maximum ever level, a figure close to zero, the lowest. The X-axis provides a measure of short-term fund activity, or 'Momentum', by looking at the changes in average weight, funds invested % and funds o/w % between 4/30/2023 and 10/31/2023, relative to each stock. A figure above 50% means a stock has seen relative increases in ownership, a figure below 50% indicates a relative decrease in positioning. The size of the bubble represents the average weight of each stock.



Stock Holdings Snapshot, Asia

Asia: Aggregate Stock Holdings Data, Ranked by Most Widely Held.

Ticker	Stock Name	Funds Invested %	Average Weight	Vs Benchmark	Fund AUM, \$
2330-TW	Taiwan Semiconductor Manufacturing Co., L.	49.71%	0.95%	0.27%	\$11,107.67M
1299-HK	AIA Group Limited	36.05%	0.53%	0.35%	\$4,611.21M
005930-KR	Samsung Electronics Co., Ltd.	27.33%	0.42%	0.02%	\$3,371.24M
6861-JP	Keyence Corporation	26.74%	0.34%	0.20%	\$2,736.66M
500180-IN	HDFC Bank Limited	23.84%	0.42%	0.34%	\$3,280.36M
6758-JP	Sony Group Corporation	22.97%	0.28%	0.11%	\$1,861.92M
700-HK	Tencent Holdings Ltd.	21.80%	0.25%	-0.17%	\$1,979.98M
005-SG	DBS Group Holdings Ltd	18.90%	0.17%	0.09%	\$1,444.21M
9988-HK	Alibaba Group Holding Ltd.	17.44%	0.22%	-0.06%	\$2,088.94M
9432-JP	Nippon Telegraph and Telephone Corporation	17.15%	0.12%	0.06%	\$1,027.78M
9433-JP	KDDI Corporation	15.99%	0.12%	0.04%	\$759.74M
7741-JP	HOYA CORPORATION	13.66%	0.11%	0.06%	\$524.14M
8001-JP	Itochu Corporation	13.37%	0.07%	0.00%	\$472.77M
4063-JP	Shin-Etsu Chemical Co Ltd	13.37%	0.10%	0.02%	\$1,412.60M
BHP-AU	BHP Group Ltd	12.21%	0.09%	-0.18%	\$1,291.72M
8316-JP	Sumitomo Mitsui Financial Group, Inc.	11.92%	0.10%	-0.01%	\$518.40M
8035-JP	Tokyo Electron Ltd.	11.34%	0.10%	-0.01%	\$1,441.54M
4503-JP	Astellas Pharma Inc.	11.34%	0.04%	0.00%	\$171.16M
6367-JP	DAIKIN INDUSTRIES, LTD.	11.05%	0.09%	0.01%	\$1,180.43M
7974-JP	Nintendo Co., Ltd.	10.76%	0.07%	-0.02%	\$377.17M
U11-SG	United Overseas Bank Ltd. (Singapore)	10.17%	0.06%	0.01%	\$351.63M
BXB-AU	Brambles Limited	9.88%	0.07%	0.04%	\$204.29M
8306-JP	Mitsubishi UFJ Financial Group, Inc.	9.88%	0.12%	-0.04%	\$530.53M
6954-JP	Fanuc Corporation	9.88%	0.07%	0.04%	\$673.50M
005935-KR	Samsung Electronics Co Ltd Pfd Non-Voting	9.88%	0.14%	0.09%	\$850.28M

Asia: Top Stock Holdings, %

Fund Name	Ticker	Stock Name	%
Eaton Vance Richard Bernstein Equity Strategy Fund	MCHI-US	iShares MSCI China ETF	9.48%
First Sentier Investors ICVC - Stewart Inv. Ww. Leaders Sust.	500520-IN	Mahindra & Mahindra Ltd.	8.92%
Swedbank Robur Globalfond	2330-TW	Taiwan Semiconductor Manufacturing Co., Lt.	7.64%
C Worldwide - Global Equities	500010-IN	Housing Development Finance Corporation Li.	6.85%
C Worldwide - Global Equities Ethical	500010-IN	Housing Development Finance Corporation Li.	6.80%
First Sentier Investors ICVC - Stewart Inv. Ww. Leaders Sust.	500010-IN	Housing Development Finance Corporation Li.	5.83%
Baillie Gifford Investment Funds ICVC - Positive Change Fund	2330-TW	Taiwan Semiconductor Manufacturing Co., Lt.	5.80%
Baillie Gifford Investment Funds ICVC - Long Term Global Gr.	PDD-US	Pinduoduo, Inc. Sponsored ADR Class A	5.63%
Morgan Stanley Invt. Fds. - Global Opportunity Fund	500180-IN	HDFC Bank Limited	5.55%
Baron Global Advantage Fund	500034-IN	Bajaj Finance Limited	5.48%
Ninety One Glb. Strat. Fd. - Global Quality Dividend Growth	NTESF-US	NetEase, Inc.	5.17%
M&G (Lux) Investment Funds 1 - Positive Impact Fund	500180-IN	HDFC Bank Limited	5.13%
Sanlam Universal Fds. Plc - Global High Quality Fund	NTESF-US	NetEase, Inc.	5.08%
Davis Global Fund	2318-HK	Ping An Insurance (Group) Company of China..	5.06%
Scharf Global Opportunity Fund	005935-KR	Samsung Electronics Co Ltd Pfd Non-Voting	5.02%
Sanlam Universal Fds. Plc - Global High Quality Fund	005930-KR	Samsung Electronics Co., Ltd.	5.01%
Davis Global Fund	005-SG	DBS Group Holdings Ltd	4.77%
St. James's Place Unit Trust - Global	005930-KR	Samsung Electronics Co., Ltd.	4.76%
Artisan Global Value Fund	005930-KR	Samsung Electronics Co., Ltd.	4.76%
MassMutual Premier Global Fund	532868-IN	DLF Limited	4.70%
Sands Capital Funds Plc - Global Growth Fund	500114-IN	Titan Company Limited	4.70%
Maj Invest Value Aktier	005930-KR	Samsung Electronics Co., Ltd.	4.68%
Columbia Select Global Equity Fund	500180-IN	HDFC Bank Limited	4.67%
Threadneedle (Lux) - Global Focus Fund	500180-IN	HDFC Bank Limited	4.64%
Ariel Global Fund	BIDU-US	Baidu Inc Sponsored ADR Class A	4.63%

Asia: Aggregate Stock Holdings Data, Largest Overweight Holdings

Ticker	Stock Name	Vs Benchmark	Average Weight	Funds Invested %	Fund AUM, \$
1299-HK	AIA Group Limited	0.35%	0.53%	36.05%	\$4,611.21M
500180-IN	HDFC Bank Limited	0.34%	0.42%	23.84%	\$3,280.36M
2330-TW	Taiwan Semiconductor Manufacturing Co., L.	0.27%	0.95%	49.71%	\$11,107.67M
6861-JP	Keyence Corporation	0.20%	0.34%	26.74%	\$2,736.66M
500010-IN	Housing Development Finance Corporation L.	0.12%	0.12%	3.49%	\$435.40M
6758-JP	Sony Group Corporation	0.11%	0.28%	22.97%	\$1,861.92M
005-SG	DBS Group Holdings Ltd	0.09%	0.17%	18.90%	\$1,444.21M
005935-KR	Samsung Electronics Co Ltd Pfd Non-Voting	0.09%	0.14%	9.88%	\$850.28M
BBRI-ID	PT Bank Rakyat Indonesia (Persero) Tbk Clas..	0.07%	0.13%	8.43%	\$480.70M
9432-JP	Nippon Telegraph and Telephone Corporation	0.06%	0.12%	17.15%	\$1,027.78M

Asia: Top Stock Holdings, \$

Fund Name	Ticker	Stock Name	\$
American Funds New Perspective Fund	2330-TW	Taiwan Semiconductor Manufacturing Co., Lt.	\$2,444M
American Funds Capital World Growth & Income Fund	2330-TW	Taiwan Semiconductor Manufacturing Co., Lt.	\$2,181M
American Funds Capital World Growth & Income Fund	FMG-AU	Fortescue Metals Group Ltd	\$1,113M
American Funds New Perspective Fund	1299-HK	AIA Group Limited	\$1,099M
American Funds Capital World Growth & Income Fund	8035-JP	Tokyo Electron Ltd.	\$906M
Swedbank Robur Globalfond	2330-TW	Taiwan Semiconductor Manufacturing Co., Lt.	\$669M
American Funds Capital World Growth & Income Fund	1299-HK	AIA Group Limited	\$660M
American Funds New Perspective Fund	4063-JP	Shin-Etsu Chemical Co Ltd	\$639M
American Funds Capital World Growth & Income Fund	500247-IN	Kotak Mahindra Bank Limited	\$621M
Morgan Stanley Invt. Fds. - Global Opportunity Fund	500180-IN	HDFC Bank Limited	\$603M
American Funds Capital World Growth & Income Fund	4502-JP	Takeda Pharmaceutical Co. Ltd.	\$595M
American Funds Capital World Growth & Income Fund	6098-JP	Recruit Holdings Co., Ltd.	\$576M
American Funds Capital World Growth & Income Fund	500180-IN	HDFC Bank Limited	\$570M
Scottish Mortgage Investment Trust Plc	PDD-US	Pinduoduo, Inc. Sponsored ADR Class A	\$556M
American Funds Capital World Growth & Income Fund	4568-JP	Daiichi Sankyo Company, Limited	\$517M
American Funds New Perspective Fund	532174-IN	ICICI Bank Limited	\$482M
American Funds New Perspective Fund	500325-IN	Reliance Industries Limited	\$463M
American Funds New Perspective Fund	8GNE-US	BeiGene Ltd Sponsored ADR	\$455M
American Funds New Perspective Fund	6367-JP	DAIKIN INDUSTRIES, LTD.	\$453M
American Funds New Perspective Fund	9951-HK	Trip Com Group Ltd	\$445M
DWS Top Dividende	BHP-AU	BHP Group Ltd	\$445M
American Funds Capital World Growth & Income Fund	NTESF-US	NetEase, Inc.	\$438M
First Eagle Global Fund	9735-JP	Secom Co., Ltd.	\$437M
DWS Top Dividende	9432-JP	Nippon Telegraph and Telephone Corporation	\$426M

Asia: Aggregate Stock Holdings Data, Largest Underweight Holdings

Ticker	Stock Name	Vs Benchmark	Average Weight	Funds Invested %	Fund AUM, \$
7203-JP	Toyota Motor Corp.	-0.24%	0.07%	9.30%	\$513.43M
BHP-AU	BHP Group Ltd	-0.18%	0.09%	12.21%	\$1,291.72M
700-HK	Tencent Holdings Ltd.	-0.17%	0.25%	21.80%	\$1,979.98M
CBA-AU	Commonwealth Bank of Australia	-0.17%	0.01%	4.07%	\$31.62M
500325-IN	Reliance Industries Limited	-0.10%	0.05%	4.94%	\$1,262.49M
NAB-AU	National Australia Bank Limited	-0.09%	0.00%	2.33%	\$14.51M
8058-JP	Mitsubishi Corporation	-0.09%	0.02%	6.10%	\$90.69M
ANZ-AU	Australia and New Zealand Banking Group Li.	-0.08%	0.01%	3.49%	\$16.42M
WBC-AU	Westpac Banking Corporation	-0.07%	0.00%	2.03%	\$4.34M
9988-HK	Alibaba Group Holding Ltd.	-0.06%	0.22%	17.44%	\$2,088.94M

Stock Holdings Activity, Asia

Asia: Aggregate Stock Holdings Changes - Largest Increases in Funds Invested %, 4/30/2023 - 10/31/2023

Ticker	Stock Name	Funds Invested % Δ	Average Weight Δ	Average Wgt vs Benchmark Δ	Fund Flows, \$
500180-IN	HDFC Bank Limited	3.20%	0.05%	-0.04%	\$1,078.90M
6752-JP	Panasonic Holdings Corporation	2.62%	0.00%	0.01%	\$49.75M
005930-KR	Samsung Electronics Co., Ltd.	2.33%	0.06%	0.05%	\$306.25M
8725-JP	MS&AD Insurance Group Holdings, Inc.	2.03%	0.01%	0.00%	\$5.78M
8630-JP	Sompo Holdings, Inc.	2.03%	0.01%	0.00%	(\$10.90M)
6301-JP	Komatsu Ltd.	1.74%	0.00%	0.00%	(\$65.65M)
2330-TW	Taiwan Semiconductor Manufacturing Co., L.	1.74%	0.11%	0.09%	\$144.19M
543940-IN	Jio Financial Services Limited	1.45%	0.00%	-0.01%	\$90.52M
WTC-AU	Wisetech Global Ltd.	1.16%	0.01%	0.01%	\$4.90M
500124-IN	Dr. Reddy's Laboratories Ltd.	1.16%	0.01%	0.01%	\$1.40M
532174-IN	ICICI Bank Limited	1.16%	0.01%	-0.01%	(\$27.58M)
4901-JP	FUJIFILM Holdings Corp	1.16%	0.01%	0.01%	\$14.50M
4768-JP	Otsuka Corporation	1.16%	0.00%	0.00%	\$5.36M
1925-JP	Daiwa House Industry Co., Ltd.	1.16%	0.01%	0.00%	\$6.08M
8001-JP	Itochu Corporation	1.16%	0.01%	0.00%	\$220.01M
S68-SG	Singapore Exchange Ltd.	0.87%	0.00%	0.00%	(\$6.60M)
QBE-AU	QBE Insurance Group Limited	0.87%	0.00%	0.00%	\$3.67M
BXB-AU	Brambles Limited	0.87%	0.01%	0.01%	\$29.33M
9961-HK	Trip Com Group Ltd	0.87%	0.01%	0.01%	\$503.07M
8952-JP	Japan Real Estate Investment Corp.	0.87%	0.00%	0.00%	\$2.09M
8697-JP	Japan Exchange Group, Inc.	0.87%	0.01%	0.00%	\$21.79M
8591-JP	ORIX Corporation	0.87%	0.01%	0.00%	(\$14.29M)
8309-JP	Sumitomo Mitsui Trust Holdings, Inc.	0.87%	0.01%	0.01%	\$16.09M
7701-JP	Shimadzu Corporation	0.87%	0.00%	0.00%	(\$7.09M)
7267-JP	Honda Motor Co., Ltd.	0.87%	0.01%	-0.01%	(\$9.97M)

Asia: Largest Fund Level Changes in Stock Weight, %, 4/30/2023 - 10/31/2023

Fund Name	Ticker	Stock Name	New or Close..	Weight Change
Baillie Gifford Investment Funds ICVC - Positive Ch..	500180-IN	HDFC Bank Limited	New	4.26%
Virtus Vontobel Global Opportunities Fund	500180-IN	HDFC Bank Limited	New	4.19%
SVS Aubrey Capital Mgmt. Inv. Funds - Global Con..	532868-IN	DLF Limited	New	4.00%
Vontobel Fund - Global Equity	500180-IN	HDFC Bank Limited	New	3.92%
AIM Fds. Grp. (IFG) - Invesco Global Core Equity Fund	005930-KR	Samsung Electronics Co., Lt.	New	3.37%
SVS Aubrey Capital Mgmt. Inv. Funds - Global Con..	508869-IN	Apollo Hospitals Enterprise ..	New	3.35%
SVS Aubrey Capital Mgmt. Inv. Funds - Global Con..	543320-IN	Zomato Ltd.	New	3.28%
Baring Global Umbrella Fund - Global Leaders Fund	2330-TW	Taiwan Semiconductor Man..		3.25%
SVS Aubrey Capital Mgmt. Inv. Funds - Global Con..	533150-IN	Godrej Properties Limited	New	3.08%
Franklin Mutual Ser. Fds. - Beacon Fund	005930-KR	Samsung Electronics Co., Lt.	New	2.89%
FTIF SICAV - Franklin Global Growth Fund	4568-JP	Daichi Sankyo Company, Li.	New	2.84%
Delaware Global Equity Fund II	2319-HK	China Mengniu Dairy Co., Lt.	New	2.69%
Artisan Global Equity Fund	2423-HK	KE Holdings Inc Class A	Close	-2.68%
Liontrust Investment Funds I - Global Innovation Fu..	SE-US	Sea Ltd. (Singapore) Spons..	Close	-2.68%
American Century Focused Global Growth Fund	1299-HK	AIA Group Limited	Close	-2.79%
Artisan Global Equity Fund	9988-HK	Alibaba Group Holding Ltd.	Close	-3.01%
Comgest Monde	500010-IN	Housing Development Fin..	Close	-3.03%
Sanlam Universal Fds. Plc - Sustainable Global Divi..	1299-HK	AIA Group Limited	Close	-3.17%
Aberdeen Standard SICAV I - Global Sustainable Eq..	D05-SG	DBS Group Holdings Ltd	Close	-3.43%
abrdn Global Sust. and Resp. Investment Equity Fu..	D05-SG	DBS Group Holdings Ltd	Close	-3.57%
AIM Fds. Grp. (IFG) - Invesco Global Core Equity Fund	1299-HK	AIA Group Limited	Close	-3.77%
Vontobel Fund - Global Equity	500010-IN	Housing Development Fin..	Close	-4.33%
Virtus Vontobel Global Opportunities Fund	500010-IN	Housing Development Fin..	Close	-4.35%
Baillie Gifford Investment Funds ICVC - Positive Ch..	500010-IN	Housing Development Fin..	Close	-4.38%

Asia: Aggregate Stock Holdings Changes - Largest Decreases in Funds Invested %, 4/30/2023 - 10/31/2023

Ticker	Stock Name	Funds Invested % Δ	Average Weight Δ	Average Wgt vs Benchmark Δ	Fund Flows, \$
3690-HK	Meituan Class B	-4.65%	-0.03%	-0.02%	(\$17.69M)
500010-IN	Housing Development Finance Corporation L..	-3.49%	-0.07%	0.03%	(\$810.04M)
4502-JP	Takeda Pharmaceutical Co. Ltd.	-2.62%	-0.02%	-0.01%	(\$32.32M)
9432-JP	Nippon Telegraph and Telephone Corporation	-2.03%	-0.01%	-0.01%	(\$21.78M)
9988-HK	Alibaba Group Holding Ltd.	-2.03%	-0.01%	-0.04%	\$109.90M
9618-HK	JD.com, Inc. Class A	-2.03%	-0.01%	-0.01%	(\$64.07M)
SE-US	Sea Ltd. (Singapore) Sponsored ADR Class A	-1.74%	-0.01%	0.00%	(\$151.27M)
288-HK	WH Group Ltd. (HK)	-1.74%	0.00%	0.00%	(\$6.68M)
1299-HK	AIA Group Limited	-1.45%	-0.12%	-0.08%	(\$385.52M)
5713-JP	Sumitomo Metal Mining Co., Ltd.	-1.45%	-0.01%	0.00%	\$3.62M
5201-JP	AGC Inc.	-1.45%	0.00%	0.00%	(\$3.28M)
7733-JP	Olympus Corp.	-1.45%	-0.01%	0.00%	(\$260.77M)
7974-JP	Nintendo Co., Ltd.	-1.45%	0.00%	0.00%	(\$2.99M)
CSL-AU	CSL Limited	-1.45%	-0.02%	0.01%	(\$81.77M)
S32-AU	South32 Ltd.	-1.45%	-0.01%	0.00%	(\$18.82M)
8316-JP	Sumitomo Mitsui Financial Group, Inc.	-1.16%	0.01%	-0.02%	(\$9.23M)
1972-HK	Swire Properties Limited	-1.16%	0.00%	0.00%	\$0.61M
3064-JP	MonotaRO Co., Ltd.	-1.16%	0.00%	0.00%	(\$3.30M)
4528-JP	ONO Pharmaceutical Co., Ltd.	-1.16%	0.00%	0.00%	\$1.42M
823-HK	Link Real Estate Investment Trust	-1.16%	-0.01%	0.00%	(\$20.25M)
8802-JP	Mitsubishi Estate Company, Limited	-1.16%	0.00%	0.00%	(\$93.95M)
FMG-AU	Fortescue Metals Group Ltd	-1.16%	0.00%	0.00%	\$79.15M
J36-SG	Jardine Matheson Holdings Limited	-1.16%	0.00%	0.00%	(\$0.86M)
LYC-AU	Lynas Rare Earths Limited	-1.16%	0.00%	0.00%	(\$2.10M)
BHP-AU	BHP Group Ltd	-1.16%	-0.01%	-0.01%	(\$98.65M)

Asia: Largest Fund Level Stock Inflows/Outflows, \$, 4/30/2023 - 10/31/2023

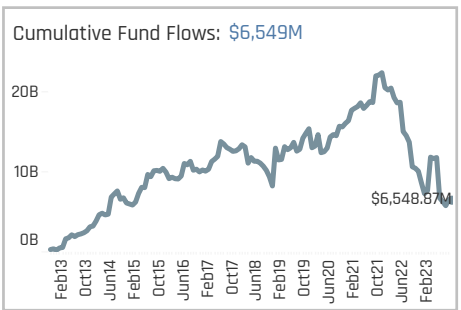
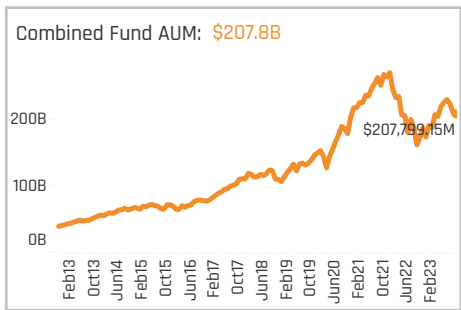
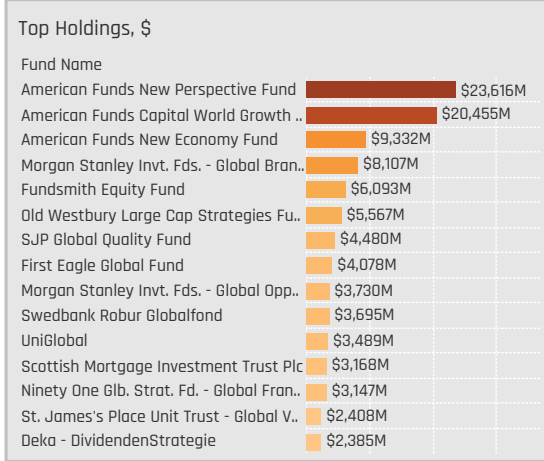
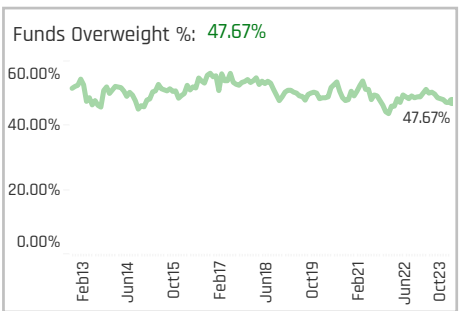
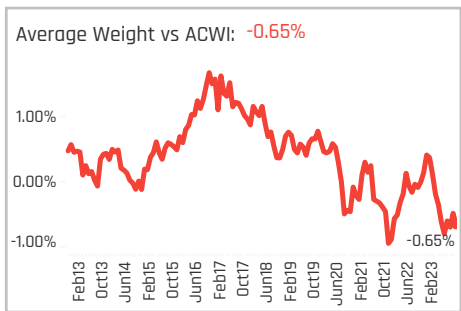
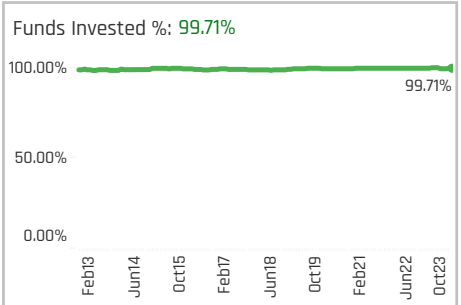
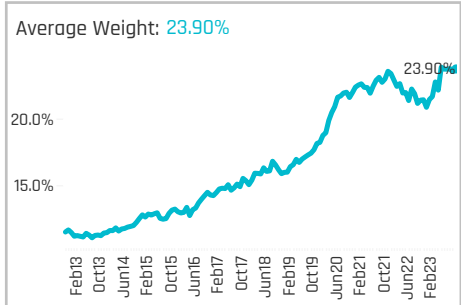
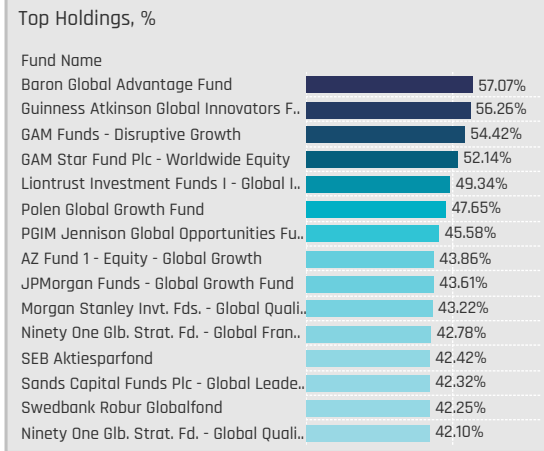
Fund Name	Ticker	Stock Name	New or Close..	Inflow/Outflow
American Funds New Perspective Fund	9961-HK	Trip Com Group Ltd		\$285M
Old Westbury Large Cap Strategies Fund	EWJ-US	iShares MSCI Japan ETF	New	\$254M
American Funds Capital World Growth & Income Fu..	9961-HK	Trip Com Group Ltd	New	\$208M
Franklin Mutual Ser. Fds. - Global Discovery Fund	3382-JP	Seven & I Holdings Co., Ltd.	New	\$174M
Vontobel Fund - Global Equity	500180-IN	HDFC Bank Limited	New	\$149M
Scottish Mortgage Investment Trust Plc	500180-IN	HDFC Bank Limited	New	\$148M
American Funds New Economy Fund	500180-IN	HDFC Bank Limited	New	\$148M
American Funds New Economy Fund	000660-KR	SK hynix Inc.		\$144M
Baillie Gifford Investment Funds ICVC - Positive Ch..	500180-IN	HDFC Bank Limited	New	\$130M
American Funds New Perspective Fund	8001-JP	Itochu Corporation	New	\$129M
American Funds Capital World Growth & Income Fu..	532454-IN	Bharti Airtel Limited		\$117M
Swedbank Robur Allemansfond Komplet	2330-TW	Taiwan Semiconductor Man..		\$109M
American Funds Capital World Growth & Income Fu..	4507-JP	Shionogi & Co., Ltd.	Close	(\$140M)
Vontobel Fund - Global Equity	500010-IN	Housing Development Finan..	Close	(\$141M)
Scottish Mortgage Investment Trust Plc	500010-IN	Housing Development Finan..	Close	(\$146M)
American Funds New Perspective Fund	1299-HK	AIA Group Limited		(\$157M)
American Funds New Economy Fund	4568-JP	Daichi Sankyo Company, Li.		(\$158M)
American Funds Capital World Growth & Income Fu..	9434-JP	SoftBank Corp.		(\$171M)
American Funds Capital World Growth & Income Fu..	7733-JP	Olympus Corp.		(\$175M)
American Funds Capital World Growth & Income Fu..	540180-IN	Varun Beverages Ltd.	Close	(\$184M)
American Funds Capital World Growth & Income Fu..	4063-JP	Shin-Etsu Chemical Co Ltd		(\$223M)
American Funds New Economy Fund	500247-IN	Kotak Mahindra Bank Limite..		(\$230M)
American Funds New Perspective Fund	500325-IN	Reliance Industries Limited		(\$300M)
American Funds Capital World Growth & Income Fu..	2330-TW	Taiwan Semiconductor Man..		(\$328M)

Stock Sentiment Grid, Asia

We combine the latest Asian stock positioning, long-term positioning and short-term fund activity in the 'Sentiment Grid', below. The Y-Axis measures where today's ownership levels in each stock sit relative to the long-term range. We calculate the Z-Score of today's average weight, funds invested % and funds O/W %, relative to all monthly observations in our fund history (going back to 9/30/2012). A figure close to 100% would indicate today's positioning is close to its maximum ever level, a figure close to zero, the lowest. The X-axis provides a measure of short-term fund activity, or 'Momentum', by looking at the changes in average weight, funds invested % and funds o/w % between 4/30/2023 and 10/31/2023, relative to each stock. A figure above 50% means a stock has seen relative increases in ownership, a figure below 50% indicates a relative decrease in positioning. The size of the bubble represents the average weight of each stock.



Sector Profiles



Aggregate Stock Holdings Data, Ranked by Most Widely Held.

Ticker	Stock Name	Funds Invested %	Average Weight	Vs Benchmark	Fund AUM, \$
MSFT-US	Microsoft Corporation	75.58%	3.58%	-0.46%	\$36,505M
2330-TW	Taiwan Semiconductor Manuf..	49.71%	0.95%	0.27%	\$11,108M
V-US	Visa Inc. Class A	44.48%	1.01%	0.36%	\$9,527M
ASML-NL	ASML Holding NV	43.90%	0.75%	0.34%	\$9,704M
AAPL-US	Apple Inc.	42.73%	1.47%	-3.06%	\$11,581M
MA-US	Mastercard Incorporated Clas..	40.99%	0.83%	0.28%	\$5,712M
NVDA-US	NVIDIA Corporation	40.41%	1.00%	-0.70%	\$8,621M
ADBE-US	Adobe Incorporated	34.59%	0.59%	0.18%	\$3,459M
ACN-US	Accenture Plc Class A	31.98%	0.46%	0.15%	\$4,139M
CSCO-US	Cisco Systems, Inc.	29.94%	0.41%	0.04%	\$2,311M
005930-KR	Samsung Electronics Co., Ltd.	27.33%	0.42%	0.02%	\$3,371M
6861-JP	Keyence Corporation	26.74%	0.34%	0.20%	\$2,737M
CRM-US	Salesforce, Inc.	25.29%	0.29%	-0.04%	\$3,188M
AVGO-US	Broadcom Inc.	24.42%	0.38%	-0.21%	\$10,131M
TXN-US	Texas Instruments Incorporat..	23.55%	0.23%	0.01%	\$1,870M

Top Stock Holdings, %

Fund Name	Ticker	Stock Name	Weight
Mundoval Fund	MA-US	Mastercard Incorporat..	11.76%
GAM Funds - Disruptive Growth	MSFT-US	Microsoft Corporation	10.70%
Mundoval Fund	AAPL-US	Apple Inc.	10.67%
Fundsmith Equity Fund	MSFT-US	Microsoft Corporation	10.29%
JPMorgan Funds - Global Growth Fund	MSFT-US	Microsoft Corporation	10.27%
AZ Fund 1 - Equity - Global Growth	MSFT-US	Microsoft Corporation	10.19%
Ninety One Gbl. Strat. Fd. - Global Quali..	V-US	Visa Inc. Class A	9.79%
Ninety One Gbl. Strat. Fd. - Global Fran..	V-US	Visa Inc. Class A	9.52%
Columbia Select Global Equity Fund	MSFT-US	Microsoft Corporation	9.47%
AZ Fund 1 - Equity - Global Growth	AAPL-US	Apple Inc.	9.37%
BNY Mellon Worldwide Growth Fund	MSFT-US	Microsoft Corporation	9.35%
GAM Star Fund Plc - Worldwide Equity	MSFT-US	Microsoft Corporation	9.31%
Ninety One Gbl. Strat. Fd. - Global Quali..	MSFT-US	Microsoft Corporation	9.22%
Threadneedle (Lux) - Global Focus Fund	MSFT-US	Microsoft Corporation	9.22%
Brown Advisory Funds Plc - Global Lea..	MSFT-US	Microsoft Corporation	9.16%

Aggregate Country Holdings: [Ave Wgt] / [vs ACWI] / [Funds Invested]

Country	Ave Wgt	[vs ACWI]	Funds Invested
United States	17.46%	-2.17%	98.26%
Taiwan	1.21%	0.12%	57.27%
Japan	1.09%	0.22%	59.88%
Netherlands	1.02%	0.46%	55.23%
South Korea	0.73%	0.07%	44.19%
Germany	0.54%	0.24%	37.79%
United Kingdom	0.45%	0.25%	34.01%
Canada	0.30%	0.11%	24.13%
France	0.27%	0.11%	27.62%
Switzerland	0.16%	0.04%	19.77%
Sweden	0.10%	0.03%	13.95%
India	0.09%	-0.15%	8.72%
Bermuda	0.09%	0.02%	8.72%
Spain	0.09%	0.04%	10.47%
Israel	0.07%	0.04%	11.53%

Top Country Holdings, %

Fund Name	Country	Weight
Guinness Atkinson Global Innovators F..	United States	50.86%
GAM Funds - Disruptive Growth	United States	48.13%
GAM Star Fund Plc - Worldwide Equity	United States	42.14%
Polen Global Growth Fund	United States	41.36%
AZ Fund 1 - Equity - Global Growth	United States	41.10%
PGIM Jennison Global Opportunities Fu..	United States	38.48%
FTIF SICAV - Franklin Global Growth Fu..	United States	34.82%
Ninety One Gbl. Strat. Fd. - Global Fran..	United States	34.41%
Artisan Global Discovery Fund	United States	33.93%
Ninety One Gbl. Strat. Fd. - Global Quali..	United States	33.65%
Allianz Interglobal	United States	33.40%
Liontrust Investment Funds I - Global I..	United States	32.96%
Ninety One Gbl. Strat. Fd. - Global Quali..	United States	32.76%
Erste Responsible Stock Global	United States	32.16%
Virtus NFJ Global Sustainability Fund	United States	32.07%

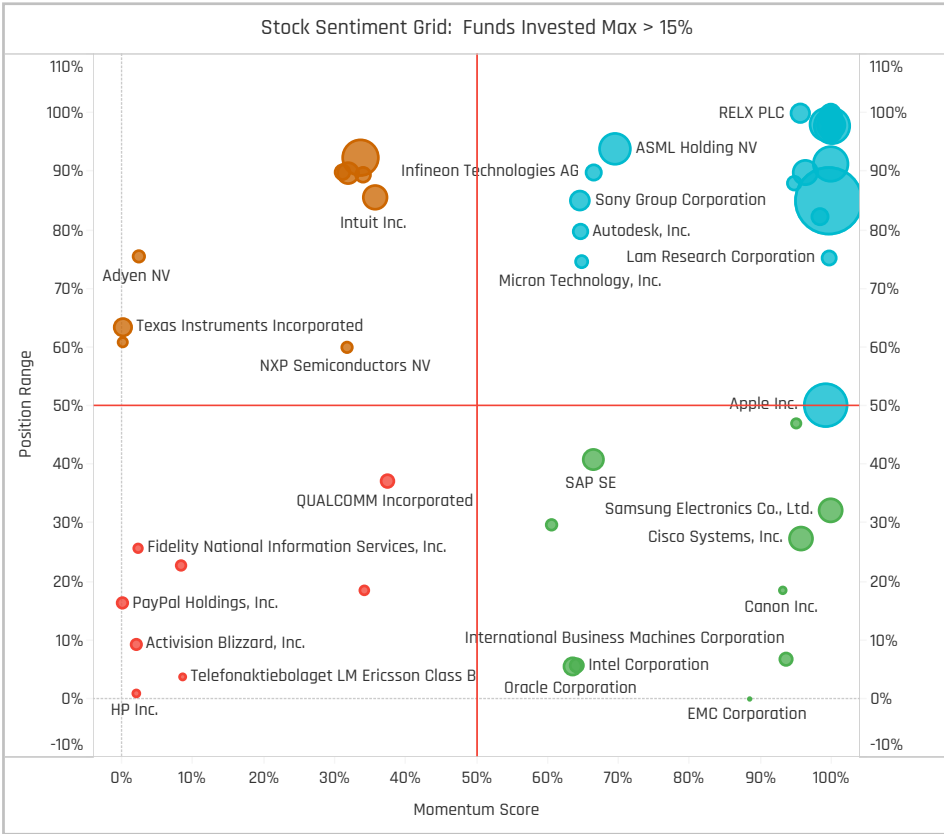
Top Stock Holdings, \$

Fund Name	Ticker	Stock Name	Value
American Funds New Perspective Fund	MSFT-US	Microsoft Corporation	\$5,609M
American Funds Capital World Growth ..	MSFT-US	Microsoft Corporation	\$4,090M
American Funds Capital World Growth ..	AVGO-US	Broadcom Inc.	\$3,788M
Fundsmith Equity Fund	MSFT-US	Microsoft Corporation	\$2,868M
American Funds New Perspective Fund	AVGO-US	Broadcom Inc.	\$2,491M
American Funds New Perspective Fund	2330-TW	Taiwan Semiconductor ..	\$2,444M
American Funds New Perspective Fund	ASML-NL	ASML Holding NV	\$2,187M
American Funds Capital World Growth ..	2330-TW	Taiwan Semiconductor ..	\$2,181M
Morgan Stanley Inv. Fds. - Global Bran..	MSFT-US	Microsoft Corporation	\$1,692M
American Funds New Economy Fund	MSFT-US	Microsoft Corporation	\$1,604M
American Funds Capital World Growth ..	ASML-NL	ASML Holding NV	\$1,480M
First Eagle Global Fund	ORCL-US	Oracle Corporation	\$1,386M
Morgan Stanley Inv. Fds. - Global Bran..	SAP-DE	SAP SE	\$1,318M
American Funds New Economy Fund	AVGO-US	Broadcom Inc.	\$1,315M
Fundsmith Equity Fund	V-US	Visa Inc. Class A	\$1,225M

Largest Changes in Fund Weight, %

Fund Name	New or C..	Change
SVS Aubrey Capital Mgmt. Inv. ..		12.20%
Delaware Global Equity Fund		9.24%
Delaware Global Equity Fund II		9.03%
Baring Global Umbrella Fund - Gl..		8.55%
Liontrust Investment Funds I - G..		7.80%
Artisan Global Equity Fund		7.79%
Columbia Select Global Equity F..		7.52%
Fidelity Advisor Global Capital A..		-3.07%
Harding Loevner Global Equity P..		-3.30%
Invesco Global Inv. Ser. - Global..		-3.47%
Franklin Mutual Ser. Fds. - Ques..		-3.50%
DWS Concept DJE Globale Aktien		-3.77%
Fundsmith Equity Fund		-4.22%
AIM Fds. Grp. (IFG) - Invesco Glo..		-7.73%

Ave Wgt Δ	Funds Invested Δ	Fund Flows, \$	Av Wgt vs ACWI Δ	Funds O/W % Δ
1.61%	-0.29%	(\$5,201M)	-0.31%	-2.33%



Aggregate Stock Holdings Changes

Ticker	Stock Name	Funds Invested % Δ	Average Weight Δ	Fund Flows, \$
NVDA-US	NVIDIA Corporation	7.55%	0.35%	\$782M
CRM-US	Salesforce, Inc.	3.49%	0.05%	\$387M
AVGO-US	Broadcom Inc.	3.20%	0.10%	(\$939M)
SHOP-US	Shopify, Inc. Class A	2.62%	-0.01%	\$33M
ADBE-US	Adobe Incorporated	2.33%	0.14%	(\$728M)
005930-KR	Samsung Electronics Co., Ltd.	2.33%	0.06%	\$306M
VRSK-US	Verisk Analytics Inc	2.03%	0.02%	\$29M
CDAY-US	Ceridian HCM Holding, Inc.	-1.45%	0.00%	(\$5M)
LMN-CA	Lumine Group Inc	-1.45%	0.00%	(\$3M)
BKI-US	Black Knight, Inc.	-1.45%	-0.01%	(\$29M)
ATVI-US	Activision Blizzard, Inc.	-2.03%	-0.01%	(\$240M)
TXN-US	Texas Instruments Incorporate..	-2.03%	-0.05%	\$272M
PYPL-US	PayPal Holdings, Inc.	-3.20%	-0.07%	(\$743M)
KEYS-US	Keysight Technologies Inc	-3.20%	-0.04%	(\$89M)

Largest Fund Flows, \$

Fund Name	New or Cl..	Flow
American Funds New Economy ..		\$725M
Scottish Mortgage Investment ..		\$286M
JPMorgan Funds - Global Focus..		\$199M
PGIM Jennison Global Opportun..		\$196M
Old Westbury Large Cap Strate..		\$169M
American Funds New Perspecti..		\$161M
JPMorgan Investment Funds - ..		\$115M
Robeco Capital Gr. Fds. - BP Glo..		(\$210M)
Franklin Mutual Ser. Fds. - Glob..		(\$219M)
SEB Fund 1 - Global Fund		(\$250M)
First Eagle Global Fund		(\$307M)
Morgan Stanley Inv. Fds. - Glo..		(\$431M)
American Funds Capital World ..		(\$813M)
Fundsmith Equity Fund		(\$2,577M)

Largest Fund Level Changes in Stock Weight, %

Fund Name	Stock Name	New ..	Change
Quilter Investors Series I - Global ..	Apple Inc.	New	4.61%
Delaware Global Equity Fund	Microsoft Corporation	New	4.57%
Delaware Global Equity Fund II	Microsoft Corporation	New	4.51%
abrdn Global Sust. and Resp. Inves..	Marvell Technology, Inc.	New	3.90%
American Century Focused Global ..	NVIDIA Corporation	New	3.80%
Aberdeen Standard SICAV I - Glob..	Marvell Technology, Inc.	New	3.77%
GAM Star Fund Plc - Worldwide Eq..	NVIDIA Corporation	New	3.72%
Delaware Global Equity Fund II	SAP SE	Close	-4.09%
Delaware Global Equity Fund	Amadeus IT Group SA Cla..	Close	-4.13%
Delaware Global Equity Fund II	Amadeus IT Group SA Cla..	Close	-4.15%
Carmignac Investissement	Oracle Corporation		-4.17%
AIM Fds. Grp. (IFG) - Invesco Global..	Temenos AG	Close	-5.23%
AIM Fds. Grp. (IFG) - Invesco Global..	Visa Inc. Class A	Close	-5.33%
AIM Fds. Grp. (IFG) - Invesco Global..	SAP SE	Close	-5.36%

Country Holding Changes: [Funds Invested Δ] / [Ave Wgt Δ] // Fund Flows, \$

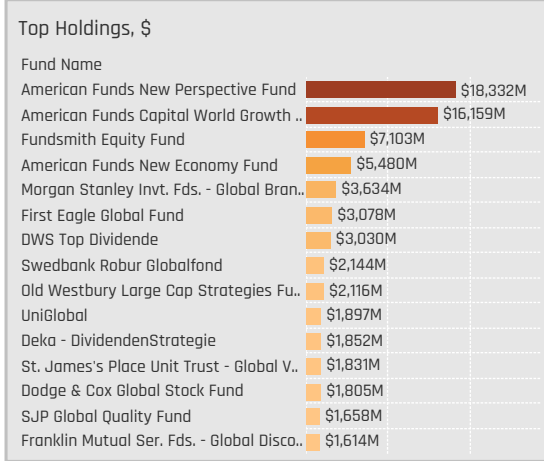
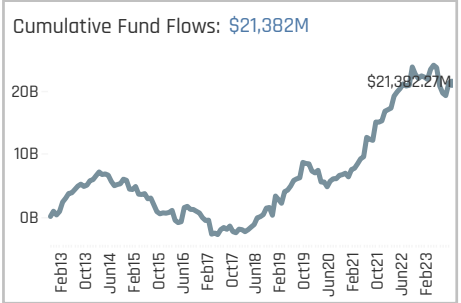
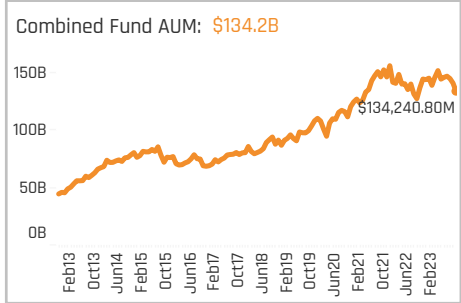
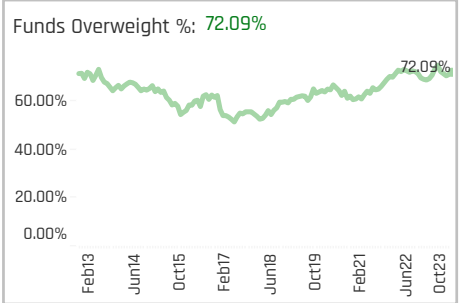
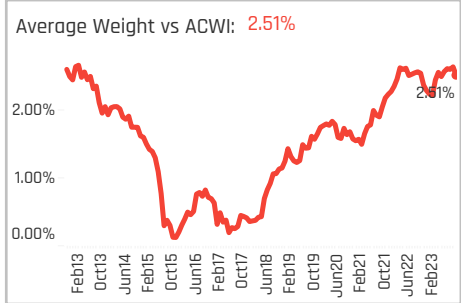
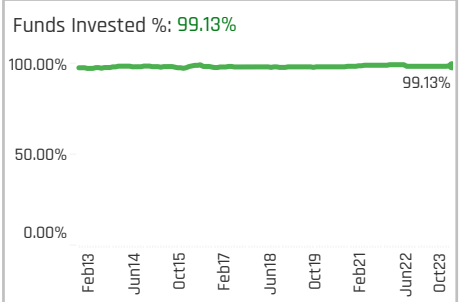
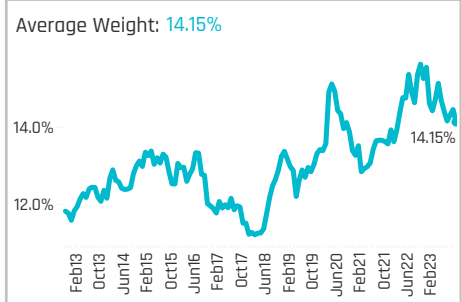
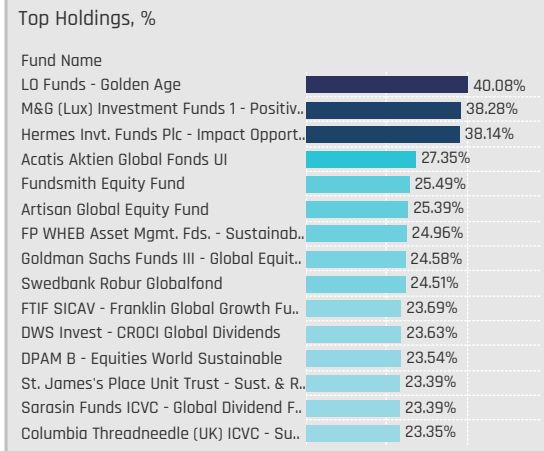
Country	Weight Change	Flow
Germany	2.91%	\$37M
Taiwan	2.33%	\$16M
Bermuda	1.45%	\$45M
South Korea	1.16%	\$306M
Spain	1.16%	(\$19M)
Australia	1.16%	\$12M
India	0.87%	\$2M
Austria	-0.87%	(\$5M)
Singapore	-0.87%	(\$10M)
Israel	-0.87%	(\$58M)
Denmark	-0.87%	(\$13M)
Sweden	-0.87%	(\$227M)
Japan	-1.15%	(\$395M)
Norway	-1.45%	(\$4M)

Largest Changes in Fund Country Weight, %

Fund Name	New a..	Country	Change
Delaware Global Equity Fund		United States	15.56%
Delaware Global Equity Fund II		United States	15.38%
SVS Aubrey Capital Mgmt. Inv. Fun..		United States	15.28%
PGIM Jennison Global Opportunities..		United States	8.06%
Alger Global Focus Fund		United States	7.40%
Columbia Select Global Equity Fund		United States	7.20%
Fidelity Funds SICAV - Global Thema..		United States	6.59%
Fundsmith Equity Fund		United States	-4.05%
Delaware Global Equity Fund	Close	Germany	-4.07%
Delaware Global Equity Fund II	Close	Germany	-4.09%
Delaware Global Equity Fund	Close	Spain	-4.13%
Delaware Global Equity Fund II	Close	Spain	-4.15%
AIM Fds. Grp. (IFG) - Invesco Global C..	Close	Switzerland	-5.23%
AIM Fds. Grp. (IFG) - Invesco Global C..	Close	Germany	-5.36%

Largest Fund Level Stock Inflows/Outflows, \$

Fund Name	Stock Name	New..	Flow
American Funds New Perspective F..	NVIDIA Corporation		\$688M
American Funds Capital World Gro..	Texas Instruments Incorp..		\$444M
American Funds Capital World Gro..	Accenture Plc Class A		\$286M
American Funds New Economy Fund	Microsoft Corporation		\$261M
Fundsmith Equity Fund	Apple Inc.	New	\$241M
American Funds New Economy Fund	Adobe Incorporated	New	\$238M
American Funds New Perspective F..	Arista Networks, Inc.	New	\$202M
DWS Top Dividende	Broadcom Inc.		(\$363M)
American Funds Capital World Gro..	Broadcom Inc.		(\$375M)
American Funds Capital World Gro..	Micron Technology, Inc.		(\$469M)
Fundsmith Equity Fund	PayPal Holdings, Inc.	Close	(\$631M)
Morgan Stanley Inv. Fds. - Global ..	Microsoft Corporation		(\$725M)
Fundsmith Equity Fund	Adobe Incorporated	Close	(\$899M)
Fundsmith Equity Fund	Intuit Inc.	Close	(\$984M)

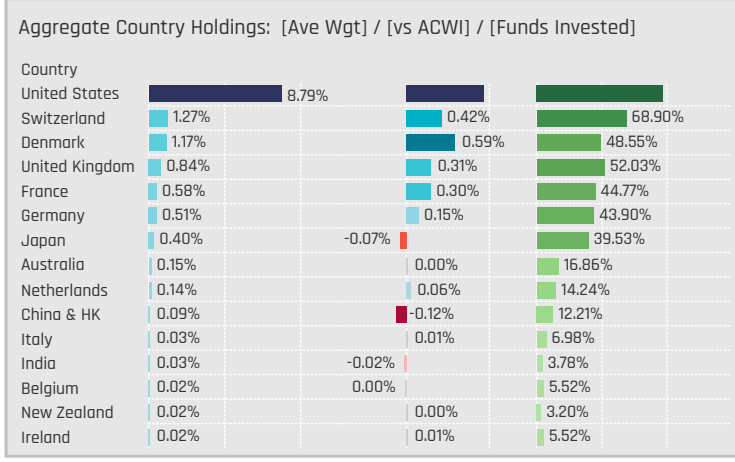


Aggregate Stock Holdings Data, Ranked by Most Widely Held.

Ticker	Stock Name	Funds Invested %	Average Weight	Vs Benchmark	Fund AUM, \$
UNH-US	UnitedHealth Group In corpora..	47.97%	0.98%	0.14%	\$9,312M
NOVO.B-DK	Novo Nordisk A/S Class B	41.28%	0.99%	0.47%	\$12,582M
ROG-CH	Roche Holding Ltd Dividend Ri..	36.92%	0.45%	0.15%	\$3,391M
TMO-US	Thermo Fisher Scientific Inc.	36.05%	0.55%	0.26%	\$5,342M
MRK-US	Merck & Co., Inc.	33.72%	0.45%	0.02%	\$2,609M
AZN-GB	AstraZeneca PLC	32.27%	0.45%	0.13%	\$5,829M
LLY-US	Eli Lilly and Company	31.40%	0.58%	-0.17%	\$7,938M
SAN-FR	Sanofi	28.78%	0.29%	0.12%	\$3,343M
NOVN-CH	Novartis AG	28.20%	0.37%	0.04%	\$3,197M
JNJ-US	Johnson & Johnson	28.20%	0.39%	-0.22%	\$2,878M
ABBV-US	AbbVie, Inc.	27.91%	0.31%	-0.11%	\$2,268M
ELV-US	Elevance Health, Inc.	25.58%	0.35%	0.16%	\$3,006M
DHR-US	Danaher Corporation	25.29%	0.29%	0.07%	\$2,874M
BMJ-US	Bristol-Myers Squibb Company	24.71%	0.20%	0.01%	\$1,629M
GILD-US	Gilead Sciences, Inc.	22.97%	0.22%	0.05%	\$1,648M

Top Stock Holdings, %

Fund Name	Ticker	Stock Name	Weight
Fundsmith Equity Fund	NOVO.B-DK	Novo Nordisk A/S Clas..	10.16%
C Worldwide - Global Equities	NOVO.B-DK	Novo Nordisk A/S Clas..	9.97%
M&G (Lux) Investment Funds 1 - Positiv..	NOVO.B-DK	Novo Nordisk A/S Clas..	9.92%
Mundoval Fund	NOVO.B-DK	Novo Nordisk A/S Clas..	9.65%
C Worldwide - Global Equities Ethical	NOVO.B-DK	Novo Nordisk A/S Clas..	9.65%
Swedbank Robur Globalfond	CNC-US	Centene Corporation	9.07%
GuardCap UCITS Funds Plc - Global Equ..	NOVO.B-DK	Novo Nordisk A/S Clas..	8.53%
Comgest Growth Plc - Global Flex	LLY-US	Eli Lilly and Company	8.13%
Comgest Monde	LLY-US	Eli Lilly and Company	7.97%
Hermes Inv. Funds Plc - Impact Opport..	NOVO.B-DK	Novo Nordisk A/S Clas..	7.15%
GuardCap UCITS Funds Plc - Global Equ..	EL-FR	EssilorLuxottica SA	7.13%
Aviva Investors SICAV - Global Equity E..	UNH-US	UnitedHealth Group In..	6.80%
Baring Global Umbrella Fund - Global L..	UNH-US	UnitedHealth Group In..	6.76%
Carmignac Investissement	LLY-US	Eli Lilly and Company	6.38%
Alger Global Focus Fund	LLY-US	Eli Lilly and Company	6.34%



Top Country Holdings, %

Fund Name	Country	Weight
LO Funds - Golden Age	United States	29.08%
Goldman Sachs Funds III - Global Equit..	United States	24.58%
M&G (Lux) Investment Funds 1 - Positiv..	United States	23.41%
Swedbank Robur Globalfond	United States	21.27%
Nordea Invest Globale UdbytteAktier	United States	18.99%
JOHCM Umbrella Fund Plc - Global Sele..	United States	18.39%
AXA Framlington Global Thematics	United States	18.33%
DPAM B - Equities World Sustainable	United States	18.05%
Aviva Investors SICAV - Global Equity E..	United States	17.85%
Deka - Globale Aktien LowRisk	United States	17.37%
St. James's Place Unit Trust - Sust. & R..	United States	16.77%
Fidelity Funds SICAV - Global Demogra..	United States	16.73%
American Funds New Economy Fund	United States	16.60%
Fidelity Inv. Funds - Global Focus Fund	United States	16.55%
Morgan Stanley Inv. Fds. - Global Quali..	United States	16.16%

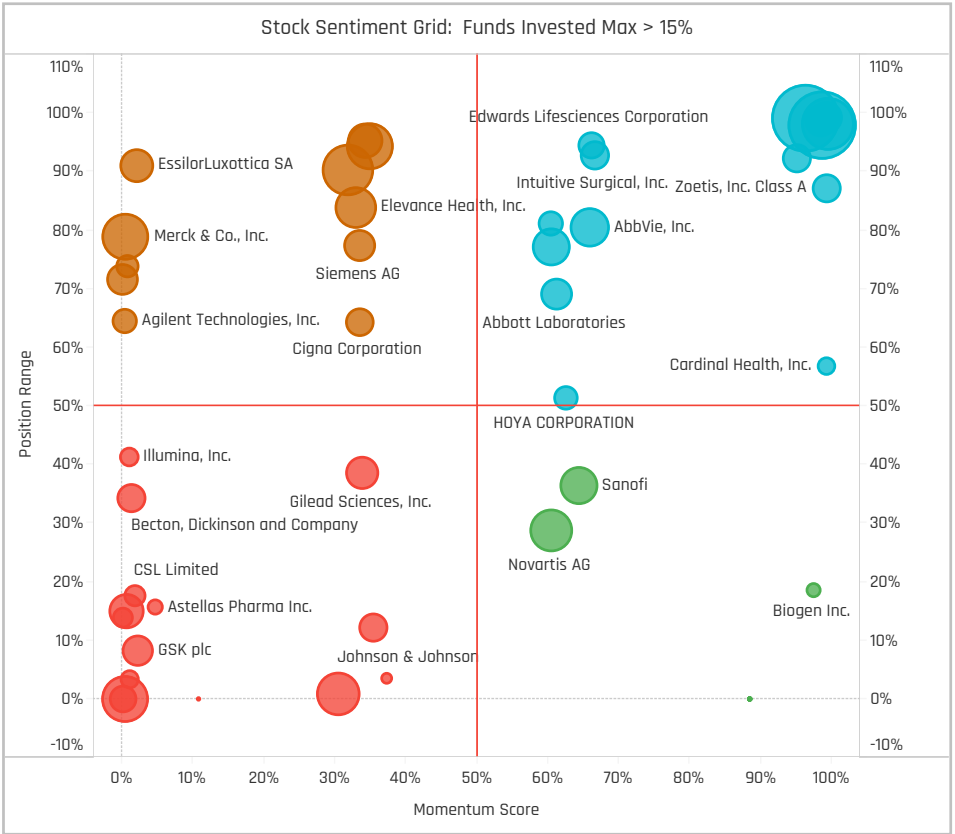
Top Stock Holdings, \$

Fund Name	Ticker	Stock Name	Value
American Funds New Perspective Fund	NOVO.B-DK	Novo Nordisk A/S Class B	\$3,862M
Fundsmith Equity Fund	NOVO.B-DK	Novo Nordisk A/S Class B	\$2,830M
American Funds Capital World Growth ..	UNH-US	UnitedHealth Group Inco..	\$2,337M
American Funds New Perspective Fund	LLY-US	Eli Lilly and Company	\$2,148M
American Funds Capital World Growth ..	LLY-US	Eli Lilly and Company	\$1,772M
American Funds New Perspective Fund	AZN-GB	AstraZeneca PLC	\$1,545M
American Funds Capital World Growth ..	ABBV-US	Abbott Laboratories	\$1,437M
Fundsmith Equity Fund	SYK-US	Stryker Corporation	\$1,354M
American Funds Capital World Growth ..	NOVO.B-DK	Novo Nordisk A/S Class B	\$1,132M
American Funds New Perspective Fund	VRTX-US	Vertex Pharmaceuticals ..	\$1,104M
Fundsmith Equity Fund	IDXX-US	IDEXX Laboratories, Inc.	\$1,100M
American Funds Capital World Growth ..	AZN-GB	AstraZeneca PLC	\$925M
American Funds New Perspective Fund	TMO-US	Thermo Fisher Scientific ..	\$847M
American Funds New Perspective Fund	ZTS-US	Zoetis, Inc. Class A	\$846M
Morgan Stanley Inv. Fds. - Global Bran..	DHR-US	Danaher Corporation	\$845M

Largest Changes in Fund Weight, %

Fund Name	New or C..	Change
Virtus NFJ Global Sustainability ..		7.87%
DWS Concept DJE Globale Aktien		4.68%
Hermes Invt. Funds Plc - Impact ..		4.16%
Longleaf Partners Global Fund	New	4.03%
Virtus Vontobel Global Opportun..		3.67%
Swiss Life Funds (CH) Equity Glo..		3.52%
UNI-GLOBAL - Equities World		3.24%
JPMorgan Funds - Global Growt..		-5.75%
Delaware Global Equity Fund		-5.34%
Delaware Global Equity Fund II		-5.36%
Threadneedle (Lux) - Global Fac..		-5.56%
Columbia Select Global Equity F..		-6.95%
BNY Mellon Investment Fds. - Gl..		-9.19%
Fidelity Funds SICAV - Global Th..		-9.57%

Ave Wgt Δ	Funds Invested Δ	Fund Flows, \$	Av Wgt vs ACWI Δ	Funds O/W % Δ
-1.01%	0.29%	(\$2,871M)	-0.04%	-1.45%



Aggregate Stock Holdings Changes

Ticker	Stock Name	Funds Invested % Δ	Average Weight Δ	Fund Flows, \$
LLY-US	Eli Lilly and Company	3.20%	0.17%	(\$392M)
HCA-US	HCA Healthcare Inc	2.52%	0.00%	\$37M
ALC-CH	Alcon, Inc.	2.52%	0.03%	\$121M
ZBH-US	Zimmer Biomet Holdings, Inc.	2.03%	-0.01%	(\$223M)
ZTS-US	Zoetis, Inc. Class A	1.74%	0.01%	\$170M
DSFIR-NL	DSM-Firmenich AG	1.74%	0.01%	\$79M
ISRG-US	Intuitive Surgical, Inc.	1.74%	-0.03%	(\$72M)
MRK-US	Merck & Co., Inc.	-2.33%	-0.06%	(\$4M)
MRK-DE	Merck KGaA	-2.33%	0.00%	(\$54M)
PFE-US	Pfizer Inc.	-2.33%	-0.04%	(\$195M)
BAYN-DE	Bayer AG	-2.62%	-0.06%	\$49M
4502-JP	Takeda Pharmaceutical Co. Ltd.	-2.62%	-0.02%	(\$32M)
GSK-GB	GSK plc	-2.91%	0.00%	(\$48M)
BMJ-US	Bristol-Myers Squibb Company	-2.91%	-0.09%	(\$134M)

Largest Fund Flows, \$

Fund Name	New or Cl..	Flow
American Funds Capital World ..		\$498M
BlackRock Global Funds - Syste..		\$181M
Guinness Asset Mgmt. Fund Plc..		\$131M
Swedbank Robur Globalfond		\$125M
Deka - GlobalChampions CF/TF		\$106M
Swedbank Robur Allemansfond..		\$97M
Swiss Life Funds (CH) Equity Gl..		\$89M
SEB Fund 1 - Global Fund		(\$160M)
Scottish Mortgage Investment ..		(\$174M)
FTIF SICAV - Growth (Euro) Fund		(\$219M)
Fidelity Funds SICAV - Global Di..		(\$249M)
Templeton Growth Fund Inc.		(\$290M)
American Funds New Perspecti..		(\$563M)
Fundsmith Equity Fund		(\$535M)

Largest Fund Level Changes in Stock Weight, %

Fund Name	Stock Name	New ..	Change
Virtus NFJ Global Sustainability Fu..	Agilent Technologies, Inc.	New	4.24%
Longleaf Partners Global Fund	Bio-Rad Laboratories, Inc..	New	4.03%
Hermes Invt. Funds Plc - Impact O..	DSM-Firmenich AG	New	3.86%
Carmignac Investissement	Eli Lilly and Company		3.73%
Virtus NFJ Global Sustainability Fu..	Sartorius AG	New	3.57%
Baillie Gifford Investment Funds II ..	UnitedHealth Group Incor..	New	3.41%
SVS Aubrey Capital Mgmt. Invt. Fu..	Apollo Hospitals Enterpri..	New	3.35%
Delaware Global Equity Fund	Merck & Co., Inc.	Close	-3.61%
Delaware Global Equity Fund II	Merck & Co., Inc.	Close	-3.62%
Delaware Global Equity Fund	Smith & Nephew plc	Close	-3.89%
Delaware Global Equity Fund II	Smith & Nephew plc	Close	-3.90%
SVS Aubrey Capital Mgmt. Invt. Fu..	STAAR Surgical Company	Close	-3.93%
Columbia Select Global Equity Fund	Lanza Group AG	Close	-4.10%
Franklin Mutual Ser. Fds. - Quest F..	Horizon Therapeutics Pub..		-4.84%

Country Holding Changes: [Funds Invested Δ] / [Ave Wgt Δ] / / Fund Flows, \$

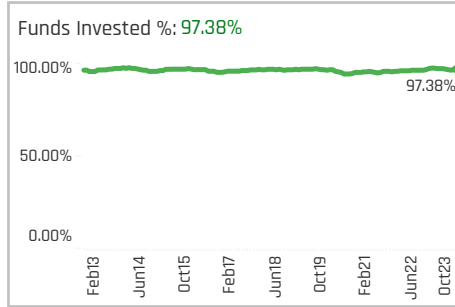
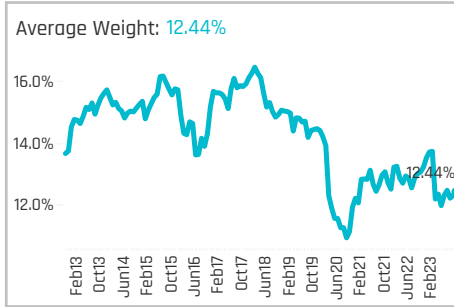
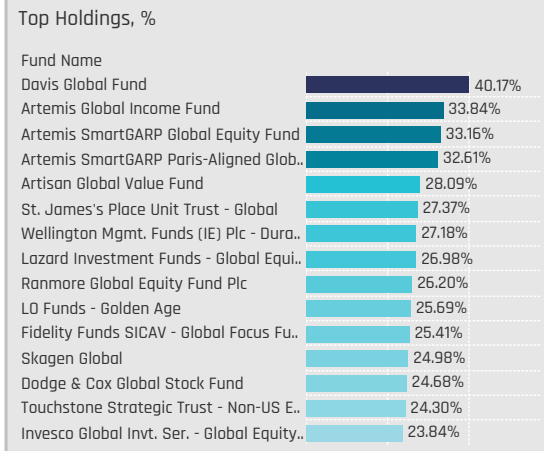
Country	Change	Funds Invested Δ	Fund Flows, \$
Switzerland	1.16%	0.29%	(\$94M)
Jordan	1.16%	0.00%	\$30M
Italy	1.16%	0.01%	\$24M
Finland	0.87%	0.00%	\$2M
India	0.87%	0.02%	\$3M
Denmark	0.87%	0.10%	\$195M
Canada	0.58%	0.00%	\$7M
Indonesia	-0.29%	0.00%	\$0M
Australia	-0.58%	-0.03%	(\$69M)
Israel	-0.87%	-0.01%	(\$108M)
Germany	-1.16%	-0.12%	(\$12M)
Netherlands	-1.74%	0.00%	(\$111M)
Japan	-2.62%	-0.06%	(\$564M)
United Kingdom	-2.91%	-0.13%	(\$251M)

Largest Changes in Fund Country Weight, %

Fund Name	New o..	Country	Change
Virtus Vontobel Global Opportunitie..		United States	4.16%
Longleaf Partners Global Fund	New	United States	4.03%
Causeway Global Value Fund		United States	3.92%
Virtus NFJ Global Sustainability Fund	New	Germany	3.57%
SVS Aubrey Capital Mgmt. Invt. Fun..	New	India	3.35%
UNI-GLOBAL - Equities World		United States	3.12%
Comgest Growth Plc - Global Flex		United States	3.09%
Guinness Atkinson Global Innovator..		United States	-4.94%
Baillie Gifford Investment Funds ICV..		United States	-5.04%
Scottish Mortgage Investment Trust..		United States	-5.32%
JPMorgan Funds - Global Growth Fu..		United States	-5.55%
Fidelity Funds SICAV - Global Thema..		United States	-6.17%
SVS Aubrey Capital Mgmt. Invt. Fun..		United States	-6.36%
Franklin Mutual Ser. Fds. - Quest Fu..		United States	-7.17%

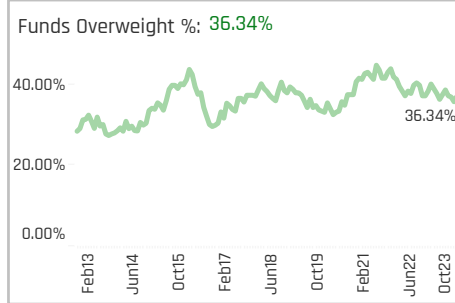
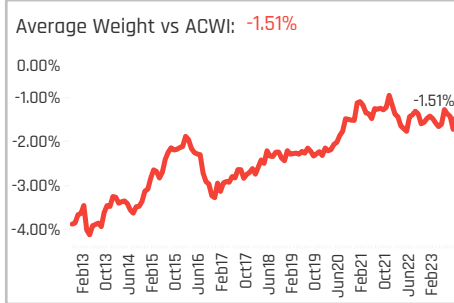
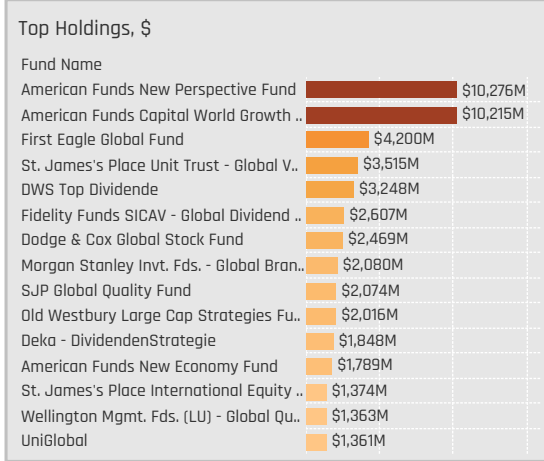
Largest Fund Level Stock Inflows/Outflows, \$

Fund Name	Stock Name	New..	Flow
American Funds Capital World Gro..	Vertex Pharmaceuticals I..		\$384M
American Funds Capital World Gro..	Molina Healthcare, Inc.		\$380M
American Funds Capital World Gro..	Sanofi		\$317M
DWS Top Dividende	UnitedHealth Group Incor..	New	\$269M
American Funds New Perspective F..	Novo Nordisk A/S Class B		\$216M
American Funds Capital World Gro..	Catalent Inc		\$175M
Swedbank Robur Globalfond	Centene Corporation		\$171M
Fundsmith Equity Fund	Novo Nordisk A/S Class B		(\$207M)
American Funds Capital World Gro..	Amgen Inc.	Close	(\$246M)
American Funds New Perspective F..	Regeneron Pharmaceutic..		(\$249M)
American Funds New Economy Fund	Seagen, Inc.	Close	(\$265M)
Fundsmith Equity Fund	IDEXX Laboratories, Inc.		(\$330M)
American Funds Capital World Gro..	Centene Corporation		(\$345M)
American Funds New Perspective F..	Seagen, Inc.		(\$522M)



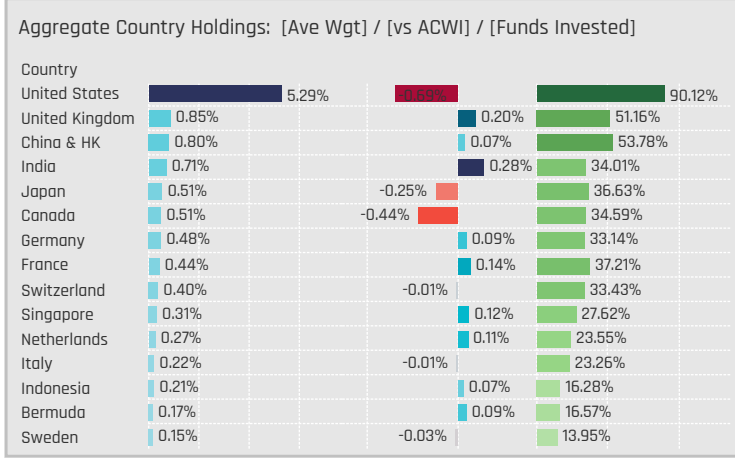
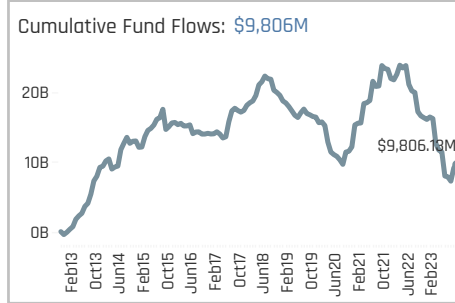
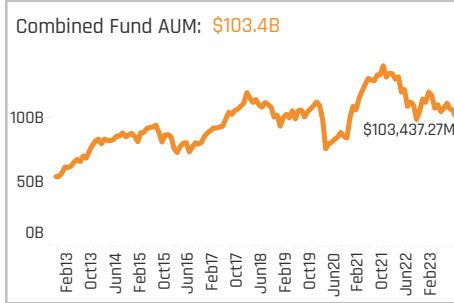
Aggregate Stock Holdings Data, Ranked by Most Widely Held.

Ticker	Stock Name	Funds Invested %	Average Weight	Vs Benchmark	Fund AUM, \$
1299-HK	AIA Group Limited	36.05%	0.53%	0.35%	\$4,611M
JPM-US	JPMorgan Chase & Co.	29.94%	0.41%	-0.28%	\$4,979M
500180-IN	HDFC Bank Limited	23.84%	0.42%	0.34%	\$3,280M
SPGI-US	S&P Global, Inc.	22.67%	0.33%	0.15%	\$2,253M
MMC-US	Marsh & McLennan Companie..	18.90%	0.21%	0.06%	\$1,414M
D05-SG	DBS Group Holdings Ltd	18.90%	0.17%	0.09%	\$1,444M
BNP-FR	BNP Paribas S.A. Class A	18.90%	0.17%	0.06%	\$1,611M
SCHW-US	Charles Schwab Corp	17.73%	0.20%	0.07%	\$1,473M
CS-FR	AXA SA	16.86%	0.16%	0.07%	\$1,823M
BAC-US	Bank of America Corp	16.57%	0.14%	-0.18%	\$1,255M
WFC-US	Wells Fargo & Company	16.28%	0.18%	-0.08%	\$1,482M
CME-US	CME Group Inc. Class A	15.99%	0.28%	0.16%	\$2,680M
ICE-US	Intercontinental Exchange, Inc.	15.70%	0.26%	0.16%	\$1,730M
ALV-DE	Allianz SE	15.70%	0.15%	-0.01%	\$1,546M
CB-US	Chubb Limited	15.41%	0.12%	-0.04%	\$1,755M



Top Stock Holdings, %

Fund Name	Ticker	Stock Name	Weight (%)
Castle Focus Fund	BRK.B-US	Berkshire Hathaway I..	10.44%
Davis Global Fund	DANSKE-DK	Danske Bank A/S	8.23%
GuardCap UCITS Funds Plc - Global Equ..	CME-US	CME Group Inc. Class A	7.73%
Longleaf Partners Global Fund	EXO-NL	EXOR N.V.	7.09%
C Worldwide - Global Equities	500010-IN	Housing Developmen..	6.85%
C Worldwide - Global Equities Ethical	500010-IN	Housing Developmen..	6.80%
Value Square Fund - Equity World	BRK.B-US	Berkshire Hathaway I..	6.56%
Castle Focus Fund	L-US	Loews Corporation	6.21%
Wellington Mgmt. Funds (IE) Plc - Dura..	IFC-CA	Intact Financial Corpo..	5.91%
First Sentier Investors ICVC - Stewart I..	500010-IN	Housing Developmen..	5.83%
Invesco Global Invnt. Ser. - Global Equity..	III-GB	3i Group plc	5.69%
Morgan Stanley Invnt. Fds. - Global Opp..	500180-IN	HDFC Bank Limited	5.55%
Baron Global Advantage Fund	500034-IN	Bajaj Finance Limited	5.48%
Artisan Global Equity Fund	UBSG-CH	UBS Group AG	5.43%
Flossbach von Storch - Global Quality	BRK.B-US	Berkshire Hathaway I..	5.36%



Top Country Holdings, %

Fund Name	Country	Weight (%)
Skagen Global	United States	24.98%
Artisan Global Value Fund	United States	20.52%
Castle Focus Fund	United States	19.84%
St. James's Place Unit Trust - Global	United States	19.16%
BNP Paribas Funds - Sustainable Globa..	Canada	16.41%
Fidelity Funds SICAV - Global Focus Fu..	United States	16.06%
Invesco Global Invnt. Ser. - Global Equity..	United States	14.95%
Fidelity Series Intrinsic Opportunities F..	United States	14.93%
AIM Fds. Grp. (IFG) - Invesco Global Cor..	United States	14.89%
PineBridge Global Funds - Global Focus..	United States	14.31%
Davis Global Fund	United States	13.44%
Polaris Global Value Fund	United States	13.27%
Flossbach von Storch - Global Quality	United States	13.24%
Sparinvest Value Aktier	United States	13.11%
CapitalatWork Foyer Umbrella - Contra..	United States	12.69%

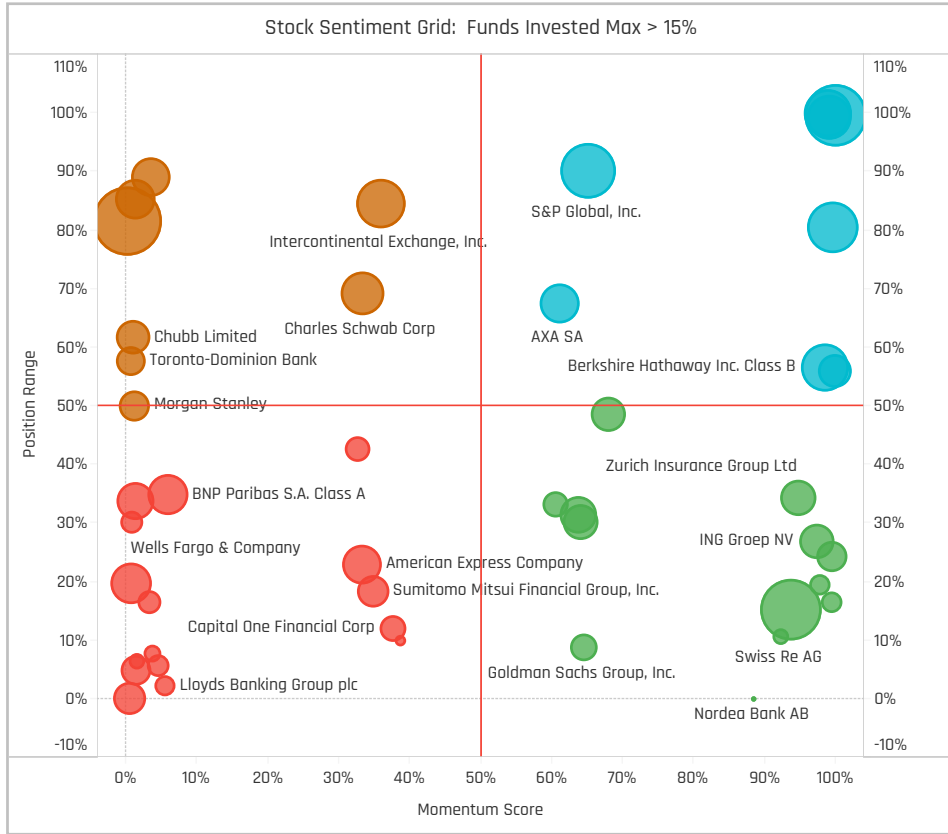
Top Stock Holdings, \$

Fund Name	Ticker	Stock Name	Value (\$)
American Funds New Perspective Fund	1299-HK	AIA Group Limited	\$1,099M
American Funds Capital World Growth ..	ZURN-CH	Zurich Insurance Group L..	\$938M
American Funds New Perspective Fund	JPM-US	JPMorgan Chase & Co.	\$863M
Morgan Stanley Invnt. Fds. - Global Bran..	ICE-US	Intercontinental Exchan..	\$829M
American Funds New Perspective Fund	LSEG-GB	London Stock Exchange ..	\$784M
American Funds New Perspective Fund	CB-US	Chubb Limited	\$685M
American Funds Capital World Growth ..	1299-HK	AIA Group Limited	\$660M
American Funds Capital World Growth ..	500247-IN	Kotak Mahindra Bank Li..	\$621M
Morgan Stanley Invnt. Fds. - Global Opp..	500180-IN	HDFC Bank Limited	\$603M
American Funds Capital World Growth ..	500180-IN	HDFC Bank Limited	\$570M
American Funds Capital World Growth ..	INGA-NL	ING Groep NV	\$563M
American Funds New Perspective Fund	AON-US	Aon Plc Class A	\$548M
Morgan Stanley Invnt. Fds. - Global Bran..	AON-US	Aon Plc Class A	\$541M
American Funds New Perspective Fund	532174-IN	ICI Bank Limited	\$482M
First Eagle Global Fund	GBLB-BE	Groupe Bruxelles Lambe..	\$472M

Largest Changes in Fund Weight, %

Fund Name	New or C..	Change
Delaware Global Equity Fund II	New	0.40%
Delaware Global Equity Fund	New	0.38%
AIM Fds. Grp. (IFG) - Invesco Glo..		5.89%
Waverton Invnt. Fds. Plc - Global ..		4.94%
Lazard Glb. Active Fds. Plc - Glob..		4.90%
UNI-GLOBAL - Equities World		4.61%
PineBridge Global Funds - Globa..		4.34%
Columbia Threadneedle (UK) ICV..		-3.32%
Virtus NFJ Global Sustainability ..		-3.34%
Threadneedle (Lux) - Global Foc..		-3.97%
Danske Invest Global Sustainabl..		-4.05%
Liontrust Investment Funds I - G..	Close	-4.48%
BNY Mellon Investment Fds. - Gl..		-5.85%
Fidelity Invnt. Funds - Global Focu..		-6.39%

Ave Wgt Δ	Funds Invested Δ	Fund Flows, \$	Av Wgt vs ACWI Δ	Funds O/W % Δ
0.07%	-0.29%	(\$2,069M)	0.14%	0.00%



Aggregate Stock Holdings Changes

Ticker	Stock Name	Funds Invested % Δ	Average Weight Δ	Fund Flows, \$
MUV2-DE	Munich Reinsurance Company	3.49%	0.02%	\$94M
UCG-IT	UniCredit S.p.A.	3.20%	0.03%	\$3M
500180-IN	HDFC Bank Limited	3.20%	0.05%	\$1,079M
8725-JP	MS&AD Insurance Group Holdi..	2.03%	0.01%	\$6M
8630-JP	Sampo Holdings, Inc.	2.03%	0.01%	(\$11M)
SAN-ES	Banco Santander, S.A.	1.74%	0.00%	\$7M
ISP-IT	Intesa Sanpaolo S.p.A.	1.74%	0.01%	\$40M
C-US	Citigroup Inc.	-1.45%	-0.03%	(\$31M)
BNS-CA	Bank of Nova Scotia	-1.45%	-0.01%	(\$51M)
NDAQ-US	Nasdaq, Inc.	-1.45%	-0.01%	(\$421M)
1299-HK	AIA Group Limited	-1.45%	-0.12%	(\$386M)
WFC-US	Wells Fargo & Company	-1.74%	-0.02%	(\$72M)
BMO-CA	Bank of Montreal	-2.03%	-0.01%	(\$36M)
500010-IN	Housing Development Finance ..	-3.49%	-0.07%	(\$810M)

Largest Fund Flows, \$

Fund Name	New or Cl..	Flow
Morgan Stanley Invnt. Fds. - Glo..		\$355M
JPMorgan Funds - Global Focus..		\$178M
Templeton Growth Fund Inc.		\$172M
JPMorgan Investment Funds - ..		\$159M
FTIF SICAV - Growth (Euro) Fund		\$142M
Robeco Capital Gr. Fds. - BP Glo..		\$113M
Dodge & Cox Global Stock Fund		\$93M
Ninety One Glb. Strat. Fd. - Glob..		(\$135M)
Swedbank Robur Kapitalinvest		(\$159M)
Swedbank Robur Globalfond		(\$164M)
Fidelity Funds SICAV - Global Di..		(\$277M)
American Funds New Economy ..		(\$492M)
American Funds Capital World ..		(\$582M)
American Funds New Perspecti..		(\$662M)

Largest Fund Level Changes in Stock Weight, %

Fund Name	Stock Name	New ..	Change
Baillie Gifford Investment Funds IC..	HDFC Bank Limited	New	4.26%
Virtus Vontobel Global Opportuniti..	HDFC Bank Limited	New	4.19%
Vontobel Fund - Global Equity	HDFC Bank Limited	New	3.92%
Fidelity Invnt. Funds - Global Focu..	RenaissanceRe Holdings ..	New	3.27%
American Century Focused Global ..	Progressive Corporation	New	3.11%
AIM Fds. Grp. (IFG) - Invesco Global..	Progressive Corporation	New	3.08%
Sanlam Universal Fds. Plc - Global ..	Intercontinental Exchang..	New	3.04%
AIM Fds. Grp. (IFG) - Invesco Global..	AIA Group Limited	Close	-3.77%
AIM Fds. Grp. (IFG) - Invesco Global..	Aon Plc Class A	Close	-3.97%
Vontobel Fund - Global Equity	Housing Development Fin..	Close	-4.33%
Virtus Vontobel Global Opportuniti..	Housing Development Fin..	Close	-4.35%
Baillie Gifford Investment Funds IC..	Housing Development Fin..	Close	-4.38%
Franklin Mutual Ser. Fds. - Quest F..	First Horizon Corporation	Close	-4.41%
AIM Fds. Grp. (IFG) - Invesco Global..	London Stock Exchange ..	Close	-4.90%

Country Holding Changes: [Funds Invested Δ] / [Ave Wgt Δ] // Fund Flows, \$

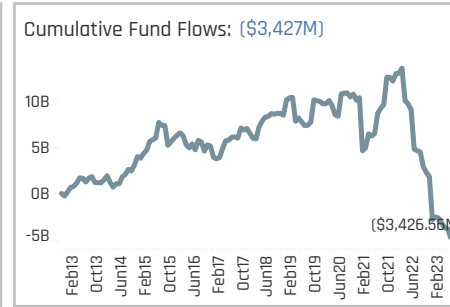
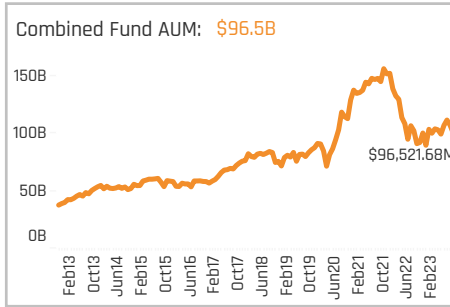
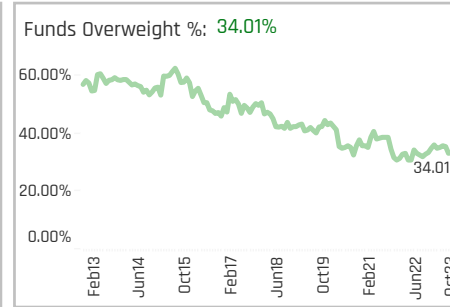
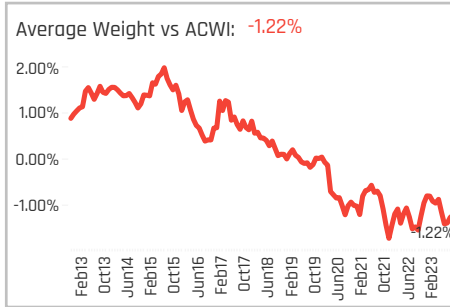
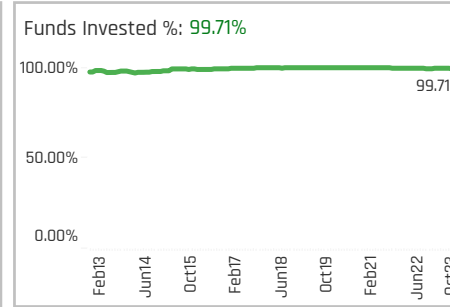
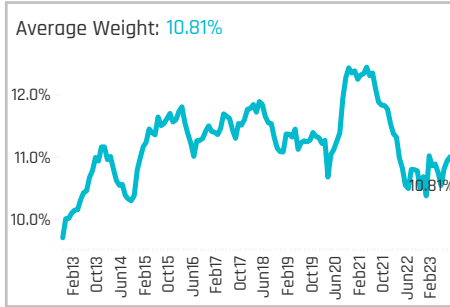
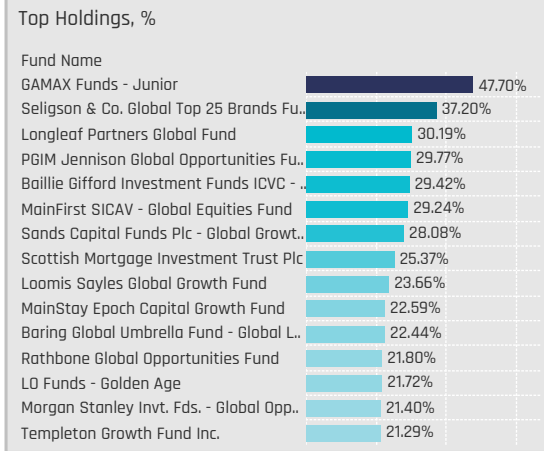
Country	Change	Flow
Italy	2.03%	\$48M
India	1.74%	\$82M
Switzerland	1.45%	\$33M
Japan	1.16%	(\$19M)
Ireland	0.87%	\$21M
Belgium	0.87%	(\$54M)
Russia	0.58%	\$0M
Finland	-0.58%	(\$436M)
Mexico	-0.58%	(\$7M)
Brazil	-0.58%	(\$165M)
France	-0.87%	\$55M
Sweden	-1.16%	(\$110M)
Singapore	-1.45%	(\$271M)
Netherlands	-2.33%	(\$305M)

Largest Changes in Fund Country Weight, %

Fund Name	New o..	Country	Change
AIM Fds. Grp. (IFG) - Invesco Global C..		United States	10.92%
JPMorgan Funds - Global Focus Fund		United States	5.31%
PineBridge Global Funds - Global Fo..		United States	4.34%
Lazard Glb. Active Fds. Plc - Global ..		Japan	3.94%
Aberdeen Standard SICAV I - Global ..		United States	3.47%
JPMorgan Investment Funds - Glob..		United States	3.46%
Aviva Investors SICAV - Global Equit..		United States	3.40%
BNY Mellon Investment Fds. - Global..		United States	-3.40%
Virtus NFJ Global Sustainability Fund		United States	-3.41%
Aberdeen Standard SICAV I - Global ..	Close	Singapore	-3.43%
Fidelity Invnt. Funds - Global Focus F..	Close	United States	-3.51%
abrdn Global Sust. and Resp. Invest..	Close	Singapore	-3.57%
AIM Fds. Grp. (IFG) - Invesco Global C..	Close	China & HK	-3.77%
Danske Invest Global Sustainable F..		United States	-4.72%

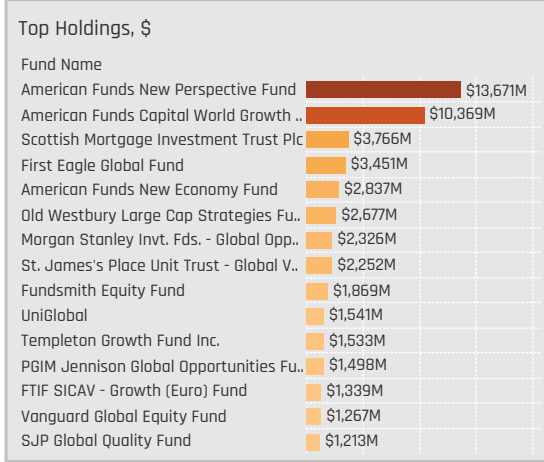
Largest Fund Level Stock Inflows/Outflows, \$

Fund Name	Stock Name	New..	Flow
Morgan Stanley Invnt. Fds. - Global ..	Arthur J. Gallagher & Co.		\$312M
American Funds Capital World Gro..	HSBC Holdings Plc	New	\$267M
American Funds Capital World Gro..	KKR & Co Inc	New	\$176M
Vontobel Fund - Global Equity	HDFC Bank Limited	New	\$149M
Scottish Mortgage Investment Trus..	HDFC Bank Limited	New	\$148M
American Funds New Economy Fund	HDFC Bank Limited	New	\$148M
Templeton Growth Fund Inc.	Bank of America Corp	New	\$144M
American Funds Capital World Gro..	Toronto-Dominion Bank		(\$195M)
American Funds New Perspective F..	Morgan Stanley		(\$197M)
American Funds Capital World Gro..	Morgan Stanley		(\$204M)
American Funds Capital World Gro..	Intercontinental Exchang..	Close	(\$228M)
American Funds New Economy Fund	Kotak Mahindra Bank Li..		(\$230M)
American Funds Capital World Gro..	Nasdaq, Inc.	Close	(\$250M)
Fidelity Funds SICAV - Global Divide..	Sampo Oyj Class A	Close	(\$293M)



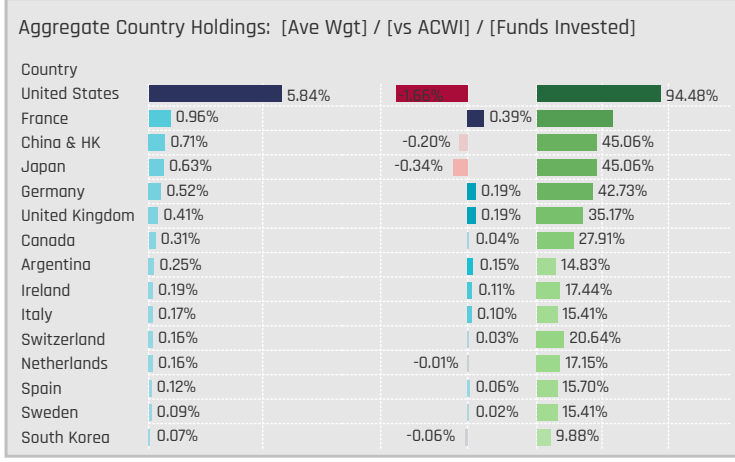
Aggregate Stock Holdings Data, Ranked by Most Widely Held.

Ticker	Stock Name	Funds Invested %	Average Weight	Vs Benchmark	Fund AUM, \$
AMZN-US	Amazon.com, Inc.	49.42%	1.51%	-0.57%	\$10,591M
MC-FR	LVMH Moet Hennessy Louis V..	35.17%	0.51%	0.18%	\$6,736M
NKE-US	NIKE, Inc. Class B	23.84%	0.24%	0.03%	\$2,660M
BKNG-US	Booking Holdings Inc.	20.93%	0.25%	0.08%	\$3,876M
COST-US	Costco Wholesale Corporation	20.35%	0.26%	-0.16%	\$2,171M
HD-US	Home Depot, Inc.	20.06%	0.19%	-0.30%	\$3,046M
MCD-US	McDonald's Corporation	18.90%	0.17%	-0.16%	\$1,309M
TSLA-US	Tesla Inc	18.60%	0.23%	-0.74%	\$4,305M
TJX-US	TJX Companies Inc	18.60%	0.27%	0.09%	\$1,277M
WMT-US	Walmart Inc.	17.44%	0.20%	-0.20%	\$1,617M
9988-HK	Alibaba Group Holding Ltd.	17.44%	0.22%	-0.06%	\$2,089M
CFR-CH	Compagnie Financiere Richem..	15.99%	0.13%	0.02%	\$2,025M
MELI-US	MercadoLibre, Inc.	14.83%	0.25%	0.15%	\$3,379M
AZO-US	AutoZone, Inc.	14.83%	0.13%	0.05%	\$679M
ITX-ES	Industria de Diseno Textil, S.A.	14.53%	0.11%	0.05%	\$1,059M



Top Stock Holdings, %

Fund Name	Ticker	Stock Name	Weight
Baron Global Advantage Fund	MELI-US	MercadoLibre, Inc.	8.93%
First Sentinel Investors ICVC - Stewart I..	500520-IN	Mahindra & Mahindra ..	8.92%
Ninety One Glb. Strat. Fd. - Global Valu..	VTSC-DE	Vitesco Technologies ..	8.83%
Baillie Gifford Investment Funds ICVC - ..	MELI-US	MercadoLibre, Inc.	8.66%
GAMAX Funds - Junior	AMZN-US	Amazon.com, Inc.	8.64%
Mundoval Fund	LVMUY-US	LVMH Moet Hennessy ..	7.55%
GuardCap UCITS Funds Plc - Global Equ..	BKNG-US	Booking Holdings Inc.	7.48%
AZ Fund 1 - Equity - Global Growth	AMZN-US	Amazon.com, Inc.	7.43%
Invesco Global Inv. Ser. - Global Focus ..	AMZN-US	Amazon.com, Inc.	7.40%
Polen Global Growth Fund	AMZN-US	Amazon.com, Inc.	7.31%
Davis Global Fund	AMZN-US	Amazon.com, Inc.	6.99%
Baillie Gifford Investment Funds ICVC - ..	AMZN-US	Amazon.com, Inc.	6.95%
Baring Global Umbrella Fund - Global L..	AMZN-US	Amazon.com, Inc.	6.84%
JPMorgan Funds - Global Growth Fund	AMZN-US	Amazon.com, Inc.	6.82%
Loomis Sayles Global Growth Fund	MELI-US	MercadoLibre, Inc.	6.65%



Top Country Holdings, %

Fund Name	Country	Weight
GAMAX Funds - Junior	United States	31.15%
Longleaf Partners Global Fund	United States	19.56%
Maj Invest Value Aktier	United States	16.27%
Templeton Growth Fund Inc.	United States	14.83%
Foord SICAV - Global Equity Fund LU	China & HK	14.76%
AZ Fund 1 - Equity - Global Growth	United States	14.29%
Seligson & Co. Global Top 25 Brands Fu..	United States	13.92%
Rathbone Global Opportunities Fund	United States	13.58%
FTIF SICAV - Growth (Euro) Fund	United States	13.08%
Janus Henderson Global Equity Fund	United States	12.89%
Sarasin Funds ICVC - Thematic Global E..	United States	12.82%
MainStay Epoch Capital Growth Fund	United States	12.68%
Sands Capital Funds Plc - Global Growt..	United States	12.40%
Baring Global Umbrella Fund - Global L..	United States	12.10%
Sarasin IE Global Equity Opportunities ..	United States	12.07%

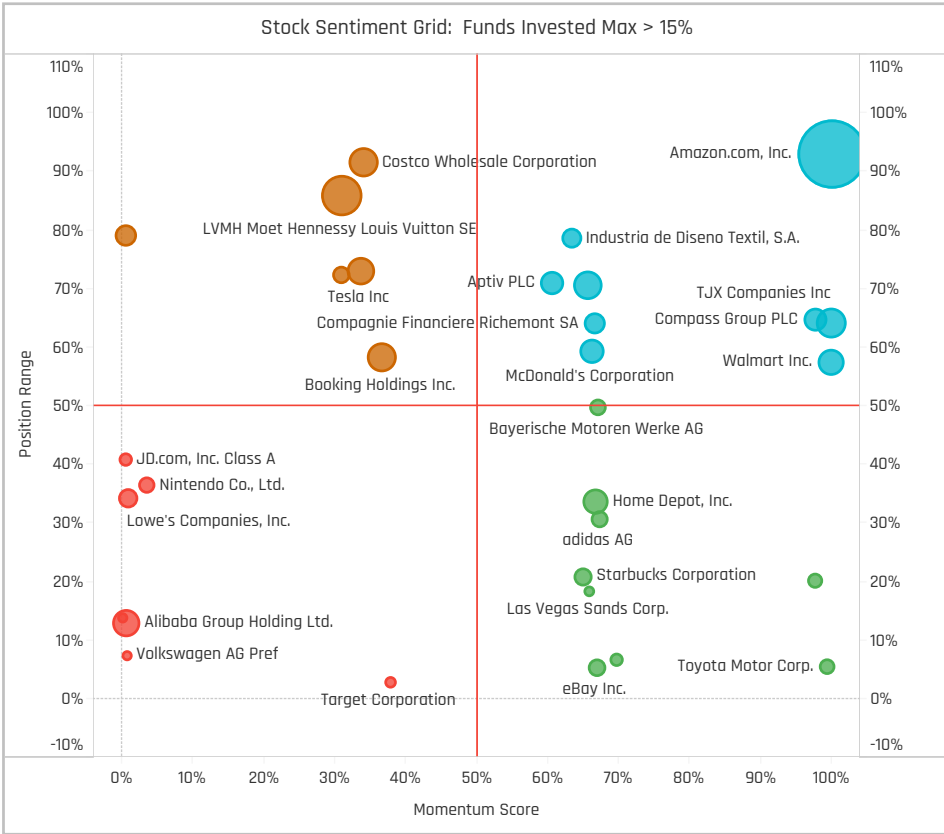
Top Stock Holdings, \$

Fund Name	Ticker	Stock Name	Value
American Funds New Perspective Fund	TSLA-US	Tesla Inc	\$2,114M
American Funds Capital World Growth ..	MC-FR	LVMH Moet Hennessy Lo..	\$1,453M
Fundsmith Equity Fund	MC-FR	LVMH Moet Hennessy Lo..	\$1,238M
American Funds New Perspective Fund	MC-FR	LVMH Moet Hennessy Lo..	\$1,213M
American Funds Capital World Growth ..	HD-US	Home Depot, Inc.	\$1,200M
American Funds New Perspective Fund	BKNG-US	Booking Holdings Inc.	\$1,015M
American Funds Capital World Growth ..	AMZN-US	Amazon.com, Inc.	\$1,003M
Scottish Mortgage Investment Trust Plc	MELI-US	MercadoLibre, Inc.	\$700M
Scottish Mortgage Investment Trust Plc	TSLA-US	Tesla Inc	\$688M
Scottish Mortgage Investment Trust Plc	AMZN-US	Amazon.com, Inc.	\$681M
American Funds New Perspective Fund	HD-US	Home Depot, Inc.	\$677M
American Funds New Perspective Fund	COST-US	Costco Wholesale Corpa..	\$637M
Fundsmith Equity Fund	NKE-US	NIKE, Inc. Class B	\$632M
Morgan Stanley Inv. Fds. - Global Opp..	MELI-US	MercadoLibre, Inc.	\$605M
First Eagle Global Fund	WTW-US	Willis Towers Watson Pu..	\$602M

Largest Changes in Fund Weight, %

Fund Name	New or C..	Weight Change
DWS Invest - CROCI Global Divid..		9.57%
JOHCM Umbrella Fund Plc - Glob..		7.68%
Mundoval Fund		5.82%
BlackRock Strategic Fds. - Syste..		5.30%
Jupiter Asset Mgmt. Series plc -..		4.66%
Merian Investment Funds Series..		4.50%
SEB Aktiesparfond		3.92%
Franklin Mutual Ser. Fds. - Globa..		-3.76%
Carmignac Investissement		-3.89%
Alger Global Focus Fund		-4.76%
Calamos Global Equity Fund		-5.08%
Liontrust Investment Funds I - G..		-6.20%
Artisan Global Equity Fund		-8.11%
SVS Aubrey Capital Mgmt. Invt. ..		-16.07%

Ave Wgt Δ	Funds Invested Δ	Fund Flows, \$	Av Wgt vs ACWI Δ	Funds O/W % Δ
0.05%	0.00%	\$115M	-0.37%	-1.45%



Aggregate Stock Holdings Changes

Ticker	Stock Name	Funds Invested % Δ	Average Weight Δ	Fund Flows, \$
KVUE-US	Kenvue, Inc.	4.94%	0.04%	\$318M
AMZN-US	Amazon.com, Inc.	4.94%	0.51%	\$443M
DECK-US	Deckers Outdoor Corporation	2.91%	0.01%	\$54M
6752-JP	Panasonic Holdings Corporatio..	2.62%	0.00%	\$50M
NVR-US	NVR, Inc.	2.33%	0.00%	\$4M
WMT-US	Walmart Inc.	2.03%	0.05%	\$203M
TJX-US	TJX Companies Inc	2.03%	0.04%	(\$114M)
SE-US	Sea Ltd. (Singapore) Sponsore..	-1.74%	-0.01%	(\$151M)
ETSY-US	Etsy, Inc.	-2.03%	-0.01%	\$56M
9618-HK	JD.com, Inc. Class A	-2.03%	-0.01%	(\$54M)
9988-HK	Alibaba Group Holding Ltd.	-2.03%	-0.01%	\$110M
AZO-US	AutoZone, Inc.	-2.33%	-0.03%	(\$112M)
HRB-US	H&R Block, Inc.	-2.62%	-0.01%	(\$18M)
DG-US	Dollar General Corporation	-3.20%	-0.04%	\$23M

Largest Fund Flows, \$

Fund Name	New or Cl..	Flow
American Funds Capital World ..		\$410M
Swedbank Robur Globalfond		\$201M
T Rowe Price Global Stock Fund		\$197M
Dodge & Cox Global Stock Fund		\$165M
DWS Top Dividende		\$152M
BNY Mellon Investment Fds. - G..		\$144M
Deka - GlobalChampions CF/TF		\$109M
Handelsbanken Global Tema		(\$114M)
American Funds New Perspecti..		(\$127M)
Old Westbury Large Cap Strate..		(\$138M)
Carmignac Investissement		(\$141M)
Baillie Gifford Investment Fund..		(\$144M)
Franklin Mutual Ser. Fds. - Glob..		(\$322M)
Fundsmith Equity Fund		(\$823M)

Largest Fund Level Changes in Stock Weight, %

Fund Name	Stock Name	New ..	Weight Change
Mundoval Fund	LVMH Moet Hennessy La..	New	7.55%
Ninety One Glob. Strat. Fd. - Global ..	Amazon.com, Inc.	New	4.95%
Longleaf Partners Global Fund	Live Nation Entertainmen..		4.67%
Ninety One Glob. Strat. Fd. - Global ..	Amazon.com, Inc.	New	4.42%
T Rowe Price Global Stock Fund	Amazon.com, Inc.		4.16%
Ninety One Glob. Strat. Fd. - Global ..	Amazon.com, Inc.	New	4.14%
Delaware Global Equity Fund II	Amazon.com, Inc.	New	3.60%
Gabelli Global Growth Fund (The)	Kering SA	Close	-3.01%
Delaware Global Equity Fund II	adidas AG	Close	-3.04%
Delaware Global Equity Fund	adidas AG	Close	-3.05%
PGIM Jennison Global Opportuniti..	LVMH Moet Hennessy La..		-3.07%
AIM Fds. Grp. (IFG) - Invesco Global..	Aptiv PLC	Close	-3.08%
SVS Aubrey Capital Mgmt. Invt. Fu..	LVMH Moet Hennessy La..	Close	-3.54%
SVS Aubrey Capital Mgmt. Invt. Fu..	Ultra Beauty Inc.	Close	-4.38%

Country Holding Changes: [Funds Invested Δ] / [Ave Wgt Δ] // Fund Flows, \$

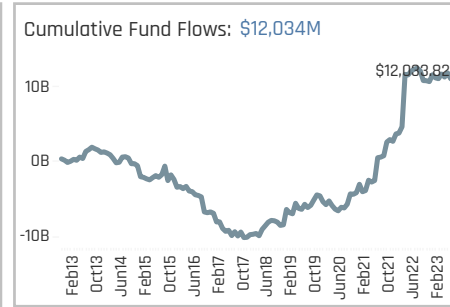
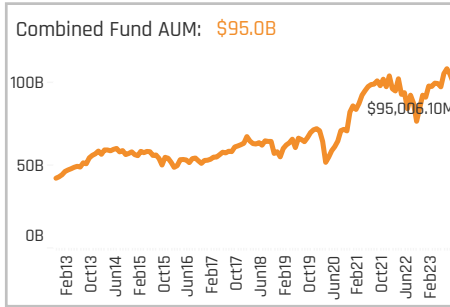
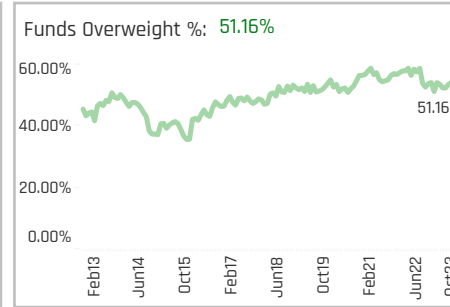
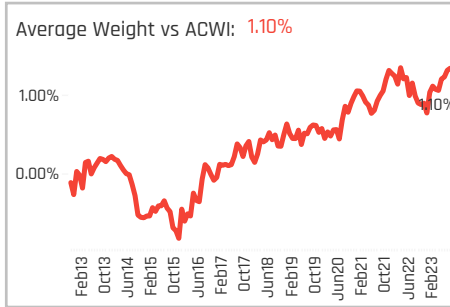
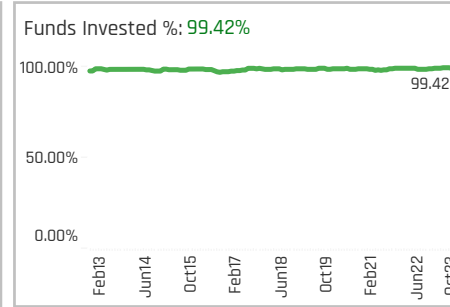
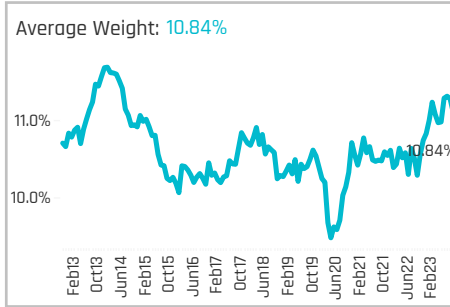
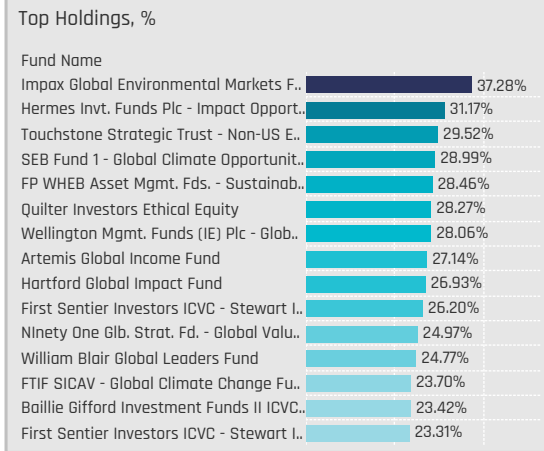
Country	Weight Change	Fund Flows
United States	2.33%	(\$589M)
Argentina	1.74%	\$94M
Germany	1.74%	(\$11M)
Switzerland	1.45%	(\$127M)
Greece	0.87%	(\$4M)
Spain	0.87%	\$48M
United Kingdom	0.58%	\$454M
Japan	-0.87%	(\$185M)
South Africa	-0.87%	(\$1M)
India	-0.87%	\$0M
Netherlands	-1.16%	(\$83M)
Sweden	-2.03%	\$448M
China & HK	-2.62%	\$342M
Singapore	-3.20%	(\$188M)

Largest Changes in Fund Country Weight, %

Fund Name	New o..	Country	Weight Change
Delaware Global Equity Fund II	New	United States	9.08%
Delaware Global Equity Fund	New	United States	9.07%
Mundoval Fund	New	France	7.55%
AIM Fds. Grp. (IFG) - Invesco Global C..		United States	5.92%
Merian Investment Funds Series II - ..		United States	4.49%
Jupiter Asset Mgmt. Series plc - Me..		United States	4.13%
T Rowe Price Global Stock Fund		United States	4.13%
PGIM Jennison Global Opportunities..		France	-4.31%
SVS Aubrey Capital Mgmt. Invt. Fun..		China & HK	-4.33%
Gabelli Global Growth Fund (The)		France	-4.73%
Delaware Global Equity Fund II	Close	Germany	-4.93%
Delaware Global Equity Fund	Close	Germany	-4.94%
SVS Aubrey Capital Mgmt. Invt. Fun..		United States	-6.75%
Artisan Global Equity Fund	Close	China & HK	-8.99%

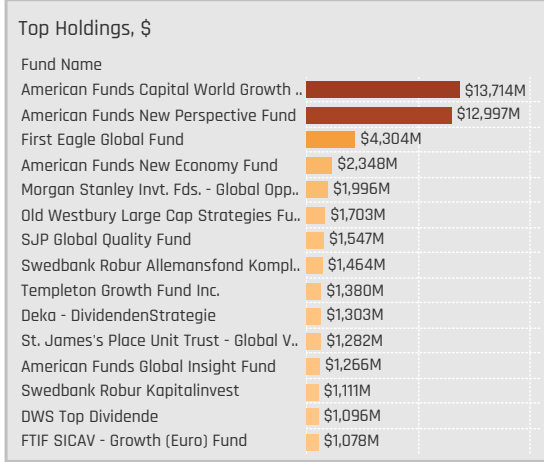
Largest Fund Level Stock Inflows/Outflows, \$

Fund Name	Stock Name	New..	Flow
American Funds New Perspective F..	Airbnb, Inc. Class A		\$299M
American Funds New Perspective F..	Trip Com Group Ltd		\$285M
American Funds Capital World Gro..	Amazon.com, Inc.		\$235M
American Funds Capital World Gro..	Trip Com Group Ltd	New	\$208M
American Funds New Perspective F..	Flutter Entertainment Plc		\$202M
American Funds New Perspective F..	Evolution Gaming Group ..		\$197M
T Rowe Price Global Stock Fund	Amazon.com, Inc.		\$197M
American Funds Capital World Gro..	Target Corporation	Close	(\$174M)
American Funds New Perspective F..	Costco Wholesale Corpor..		(\$209M)
American Funds New Perspective F..	Tesla Inc		(\$236M)
American Funds Capital World Gro..	Lennar Corporation Class..	Close	(\$279M)
American Funds New Perspective F..	Amazon.com, Inc.		(\$359M)
American Funds Capital World Gro..	LVMH Moet Hennessy La..		(\$376M)
Fundsmith Equity Fund	Amazon.com, Inc.	Close	(\$823M)



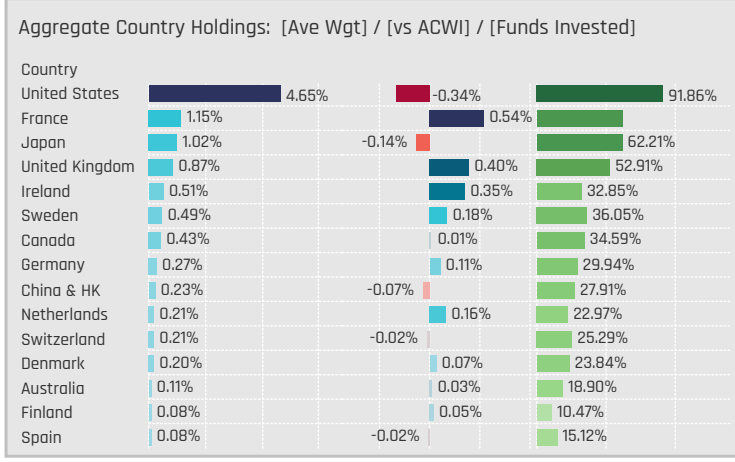
Aggregate Stock Holdings Data, Ranked by Most Widely Held.

Ticker	Stock Name	Funds Invested %	Average Weight	Vs Benchmark	Fund AUM, \$
SU-FR	Schneider Electric SE	27.03%	0.40%	0.26%	\$3,009M
AMAT-US	Applied Materials, Inc.	20.64%	0.20%	0.01%	\$2,622M
WM-US	Waste Management, Inc.	15.41%	0.17%	0.06%	\$783M
DE-US	Deere & Company	15.41%	0.16%	-0.02%	\$1,415M
TT-US	Trane Technologies plc	14.24%	0.17%	0.09%	\$461M
UPS-US	United Parcel Service, Inc. Cla..	13.37%	0.10%	-0.07%	\$510M
8001-JP	Itochu Corporation	13.37%	0.07%	0.00%	\$473M
BA-GB	BAE Systems plc	12.50%	0.14%	0.06%	\$2,731M
CP-CA	Canadian Pacific Railway Limi..	12.21%	0.16%	0.04%	\$1,452M
AIR-FR	Airbus SE	12.21%	0.15%	0.02%	\$3,492M
UNP-US	Union Pacific Corporation	11.92%	0.16%	-0.05%	\$695M
CAT-US	Caterpillar Inc.	11.92%	0.06%	-0.14%	\$2,026M
GE-US	General Electric Company	11.63%	0.12%	-0.08%	\$2,548M
DHL-DE	DHL Group	11.63%	0.11%	0.05%	\$677M
VWS-DK	Vestas Wind Systems A/S	11.34%	0.08%	0.04%	\$540M



Top Stock Holdings, %

Fund Name	Ticker	Stock Name	Weight
Morgan Stanley Inv. Fds. - Global Opp..	UBER-US	Uber Technologies, Inc.	10.12%
Longleaf Partners Global Fund	FDX-US	FedEx Corporation	6.70%
Polen Global Growth Fund	ICLR-US	ICDN Plc	6.56%
abrdn OEIC II - abrdn Global Focused E..	VRT-US	Vertiv Holdings Co. Cla..	6.26%
First Sentier Investors ICVC - Stewart I..	WSO-US	Watsco, Inc.	6.06%
Causeway Global Value Fund	RR-GB	Rolls-Royce Holdings ..	5.92%
Ninety One Glob. Strat. Fd. - Global Valu..	AER-US	AerCap Holdings NV	5.57%
Maj Invest Value Aktier	PH-US	Parker-Hannifin Corpo..	5.57%
Schoellerbank Aktienfonds Value	SU-FR	Schneider Electric SE	5.35%
Waverton Inv. Fds. Plc - Global Equity ..	CP-CA	Canadian Pacific Rail..	5.29%
First Sentier Investors ICVC - Stewart I..	DHL-DE	DHL Group	5.05%
Skagen Global	CP-CA	Canadian Pacific Rail..	4.96%
M&G (Lux) Investment Funds 1 - Positiv..	SU-FR	Schneider Electric SE	4.92%
Baillie Gifford Investment Funds ICVC - ..	DE-US	Deere & Company	4.89%
BL - Equities Dividend	UNP-US	Union Pacific Corporat..	4.88%



Top Country Holdings, %

Fund Name	Country	Weight
Impax Global Environmental Markets F..	United States	21.58%
Hermes Inv. Funds Plc - Impact Opport..	United States	17.38%
First Sentier Investors ICVC - Stewart I..	United States	16.58%
Wellington Mgmt. Funds (IE) Plc - Glob..	United States	14.99%
abrdn OEIC II - abrdn Global Focused E..	United States	14.85%
Hartford Global Impact Fund	United States	14.69%
Quilter Investors Ethical Equity	United States	14.44%
PineBridge Global Funds - Global Focus..	United States	13.99%
SEB Fund 1 - Global Climate Opportunit..	United States	12.16%
AB Sustainable Global Thematic Fund	United States	12.13%
BlackRock Global Dividend Portfolio	United States	12.01%
Swedbank Robur Allemansfond Kompl..	Sweden	11.86%
AEGON ASSET Mgmt. Inv. Co. (Ireland) ..	United States	11.46%
SVS Aubrey Capital Mgmt. Inv. Funds -..	United States	10.82%
abrdn SICAV II - Global Equities Fund	United States	10.76%

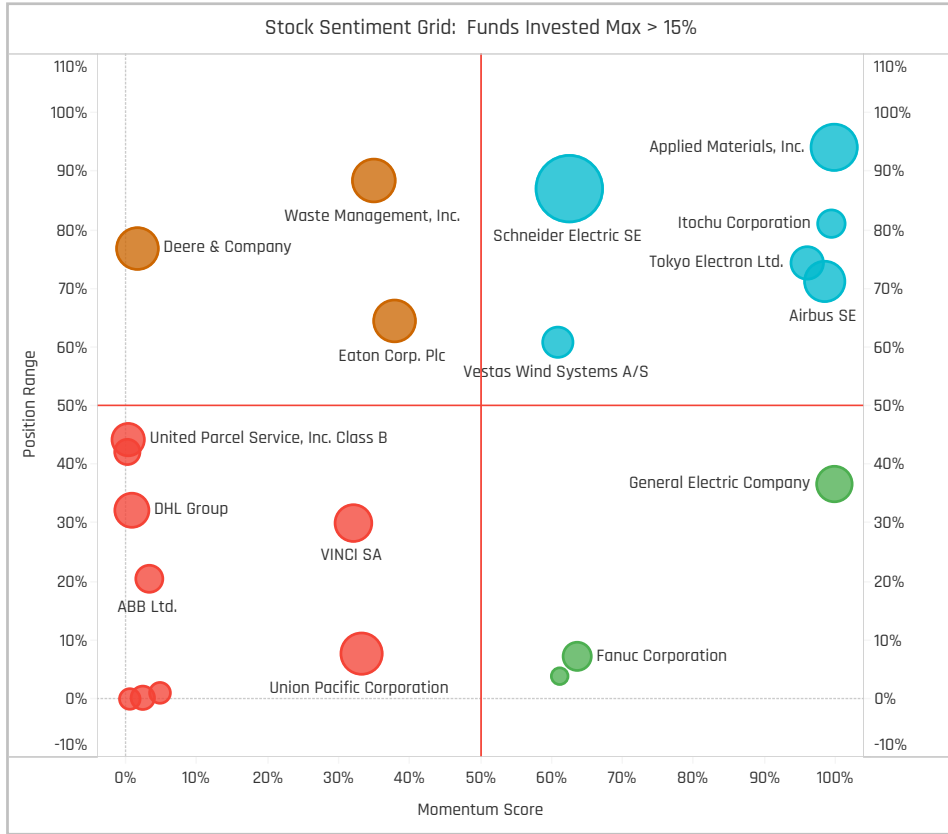
Top Stock Holdings, \$

Fund Name	Ticker	Stock Name	Value
American Funds Capital World Growth ..	AIR-FR	Airbus SE	\$1,286M
Morgan Stanley Inv. Fds. - Global Opp..	UBER-US	Uber Technologies, Inc.	\$1,100M
American Funds Capital World Growth ..	GE-US	General Electric Company	\$1,057M
American Funds New Perspective Fund	CAT-US	Caterpillar Inc.	\$1,025M
American Funds New Perspective Fund	CARR-US	Carrier Global Corp.	\$945M
American Funds New Perspective Fund	AIR-FR	Airbus SE	\$909M
American Funds Capital World Growth ..	8035-JP	Tokyo Electron Ltd.	\$906M
American Funds Capital World Growth ..	CARR-US	Carrier Global Corp.	\$831M
American Funds New Perspective Fund	DSV-DK	DSV A/S	\$795M
American Funds New Perspective Fund	SAF-FR	Safran S.A.	\$788M
American Funds Capital World Growth ..	BA-GB	BAE Systems plc	\$724M
American Funds Capital World Growth ..	SAF-FR	Safran S.A.	\$720M
American Funds Capital World Growth ..	GLEN-GB	Glencore plc	\$700M
American Funds New Perspective Fund	AMAT-US	Applied Materials, Inc.	\$691M
American Funds New Perspective Fund	CP-CA	Canadian Pacific Railwa..	\$627M

Largest Changes in Fund Weight, %

Fund Name	New or C..	Change
Franklin Mutual Ser. Fds. - Ques..		7.39%
BlackRock Global Dividend Portf..		7.01%
Hermes Invt. Funds Plc - Impact ..		5.99%
HSBC GIF - Global Equity Volatili..		5.30%
GAM Star Fund Plc - Worldwide ..		5.13%
Scharf Global Opportunity Fund		4.54%
Franklin Mutual Ser. Fds. - Beac..		4.01%
American Century Focused Glob..		-4.82%
Vontobel Fund - Global Equity		-4.98%
Aviva Investors SICAV - Global E..		-4.99%
Jupiter Asset Mgmt. Series plc ..		-5.41%
Virtus Vontobel Global Opportun..		-6.16%
Virtus NFJ Global Sustainability ..		-6.38%
Causeway Global Value Fund		-8.92%

Ave Wgt Δ	Funds Invested Δ	Fund Flows, \$	Av Wgt vs ACWI Δ	Funds O/W % Δ
-0.14%	0.00%	\$776M	0.03%	-1.16%



Aggregate Stock Holdings Changes

Ticker	Stock Name	Funds Invested % Δ	Average Weight Δ	Fund Flows, \$
CPRT-US	Copart, Inc.	2.91%	0.01%	(\$47M)
GE-US	General Electric Company	2.33%	0.03%	(\$447M)
HWM-US	Howmet Aerospace Inc.	2.03%	0.02%	\$211M
ASM-NL	ASM International N.V.	2.03%	0.02%	\$40M
SGO-FR	Compagnie de Saint-Gobain SA	1.74%	0.02%	\$24M
BA-GB	BAE Systems plc	1.74%	0.02%	\$69M
6301-JP	Komatsu Ltd.	1.74%	0.00%	(\$66M)
RUN-US	Sunrun Inc.	-1.45%	-0.01%	(\$21M)
DHL-DE	DHL Group	-1.45%	-0.02%	(\$57M)
OTIS-US	Otis Worldwide Corporation	-1.74%	-0.03%	\$419M
AQUA-US	Evoqua Water Technologies Co..	-1.74%	-0.02%	(\$55M)
UPS-US	United Parcel Service, Inc. Clas..	-1.74%	-0.03%	\$101M
MMM-US	3M Company	-1.74%	-0.01%	(\$23M)
3690-HK	Meituan Class B	-4.65%	-0.03%	(\$18M)

Largest Fund Flows, \$

Fund Name	New or Cl..	Flow
American Funds New Perspecti..		\$487M
American Funds Capital World ..		\$341M
Swedbank Robur Globalfond		\$310M
American Funds New Economy ..		\$201M
American Funds Global Insight ..		\$191M
AB SICAV I - Low Volatility Equi..		\$146M
Franklin Mutual Ser. Fds. - Ques..		\$143M
JPMorgan Investment Funds - ..		(\$106M)
Old Westbury Large Cap Strate..		(\$112M)
Carmignac Investissement		(\$131M)
First Eagle Global Fund		(\$132M)
Robeco Capital Gr. Fds. - BP Glo..		(\$145M)
SEB Fund 1 - Global Fund		(\$163M)
FTIF SICAV - Growth (Euro) Fund		(\$192M)

Largest Fund Level Changes in Stock Weight, %

Fund Name	Stock Name	New ..	Change
SVS Aubrey Capital Mgmt. Invt. Fu..	Comfort Systems USA, In..	New	3.61%
Brown Advisory Funds Plc - Global ..	General Electric Company	New	3.59%
Brown Advisory Global Leaders Fu..	General Electric Company	New	3.39%
abrdn OEIC II - abrdn Global Focus..	Vertiv Holdings Co. Class ..		2.79%
Templeton Growth Fund Inc.	Union Pacific Corporation	New	2.69%
Franklin Mutual Ser. Fds. - Beacon ..	United Parcel Service, Inc..	New	2.67%
FP WHEB Asset Mgmt. Fds. - Susta..	Schneider Electric SE	New	2.63%
American Century Focused Global ..	Schneider Electric SE	Close	-2.91%
M&G (Lux) Investment Funds 1 - P..	SolarEdge Technologies, I..		-3.07%
SVS Aubrey Capital Mgmt. Invt. Fu..	Pool Corporation	Close	-3.13%
AIM Fds. Grp. (IFG) - Invesco Globa..	Honeywell International I..	Close	-3.65%
Aviva Investors SICAV - Global Equ..	Teleperformance SA	Close	-3.72%
SVS Aubrey Capital Mgmt. Invt. Fu..	Old Dominion Freight Lin..	Close	-3.85%
AIM Fds. Grp. (IFG) - Invesco Globa..	KION GROUP AG	Close	-4.71%

Country Holding Changes: [Funds Invested Δ] / [Ave Wgt Δ] // Fund Flows, \$

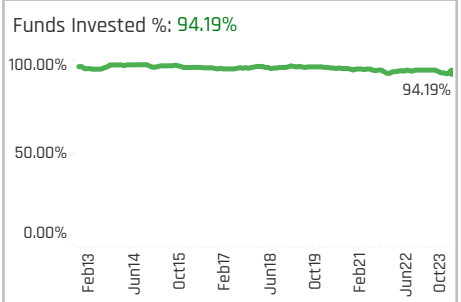
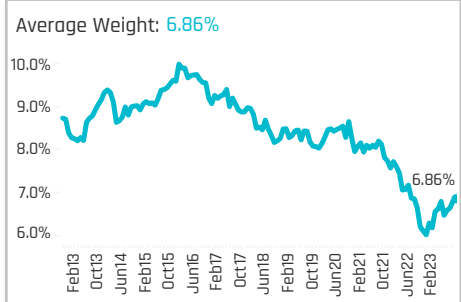
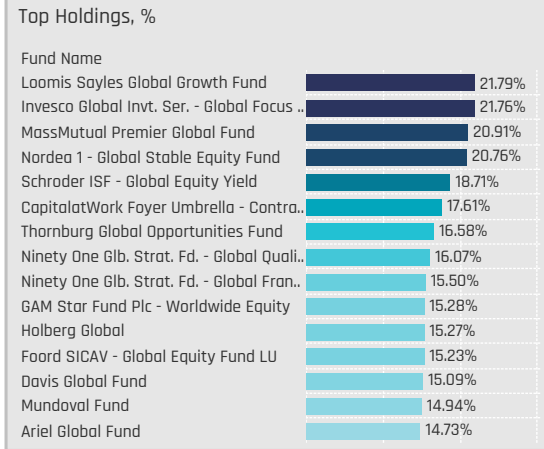
Country	Weight Change	Funds Invested Δ	Fund Flows, \$
Canada	2.33%	0.02%	\$89M
Netherlands	2.03%	0.03%	\$135M
France	1.45%	-0.03%	\$177M
United Kingdom	1.16%	0.01%	\$741M
Italy	1.16%	0.01%	\$99M
Taiwan	0.87%	0.00%	(\$1M)
Mexico	0.87%	0.00%	\$13M
Denmark	-0.87%	-0.04%	(\$140M)
Belgium	-0.87%	0.01%	\$26M
Finland	-1.16%	-0.03%	(\$357M)
Singapore	-1.16%	-0.01%	(\$7M)
Israel	-2.03%	-0.07%	\$241M
Spain	-2.03%	-0.03%	(\$27M)
China & HK	-4.65%	-0.05%	\$47M

Largest Changes in Fund Country Weight, %

Fund Name	New o..	Country	Change
Hermes Invt. Funds Plc - Impact Opp..		United States	5.82%
BlackRock Global Dividend Portfolio		United States	5.82%
Scharf Global Opportunity Fund		United States	4.81%
Franklin Mutual Ser. Fds. - Quest Fu..		United States	4.33%
DWS Invest - CROCI Global Dividends	New	United States	4.07%
HSBC GIF - Global Equity Volatility F..		United States	3.52%
abrdn OEIC II - abrdn Global Focuse..		United States	3.35%
Aviva Investors SICAV - Global Equit..	Close	France	-3.72%
Causeway Global Value Fund		United States	-3.85%
Virtus Vontobel Global Opportunitie..	Close	France	-3.97%
Vontobel Fund - Global Equity	Close	France	-4.01%
Janus Henderson Global Equity Fund		United States	-4.56%
AIM Fds. Grp. (IFG) - Invesco Global C..	Close	Germany	-4.71%
DWS Invest - CROCI Global Dividends		Japan	-6.40%

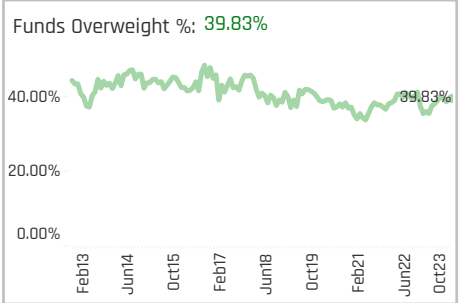
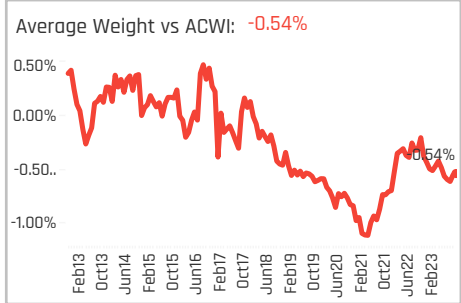
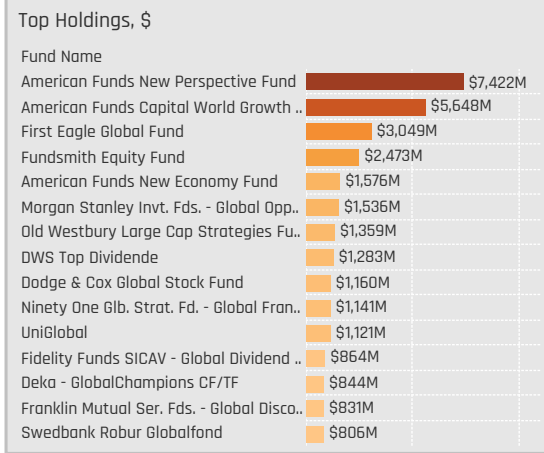
Largest Fund Level Stock Inflows/Outflows, \$

Fund Name	Stock Name	New..	Flow
American Funds Capital World Gra..	Glencore plc		\$607M
Fundsmith Equity Fund	Otis Worldwide Corporati..	New	\$514M
American Funds New Perspective F..	Rentokil Initial plc	New	\$263M
American Funds Capital World Gra..	Ryanair Holdings Plc	New	\$258M
Templeton Growth Fund Inc.	Union Pacific Corporation	New	\$217M
Swedbank Robur Globalfond	SolarEdge Technologies, I..		\$215M
American Funds New Perspective F..	Applied Materials, Inc.		\$185M
American Funds Capital World Gra..	L3Harris Technologies Inc		(\$146M)
American Funds New Perspective F..	Axon Enterprise Inc	Close	(\$158M)
American Funds New Economy Fund	Applied Materials, Inc.		(\$181M)
American Funds New Perspective F..	Honeywell International I..	Close	(\$218M)
American Funds Capital World Gra..	General Electric Company		(\$340M)
American Funds Capital World Gra..	Baker Hughes Company ..		(\$493M)
Fundsmith Equity Fund	Kone Oyj Class B	Close	(\$567M)



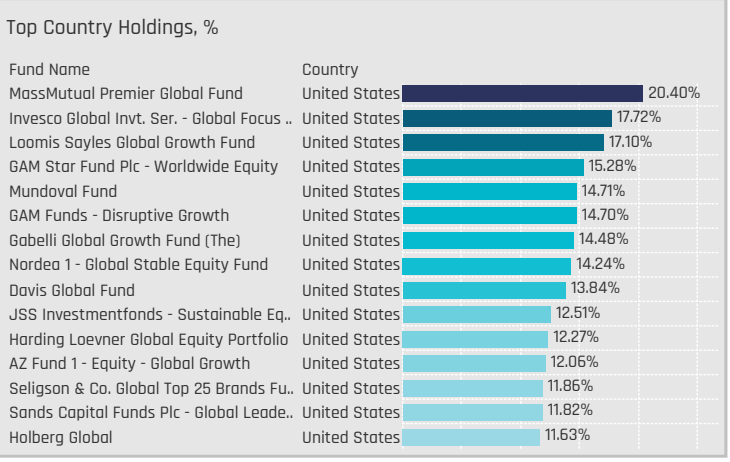
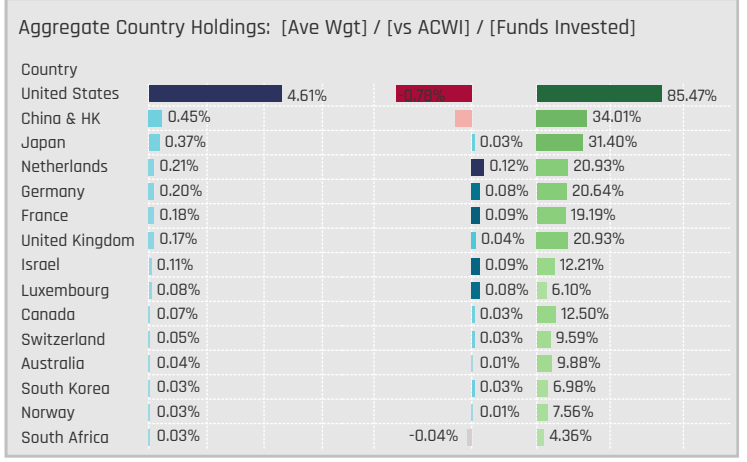
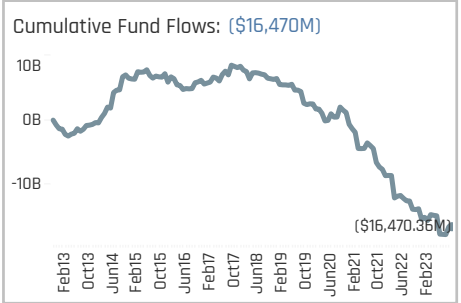
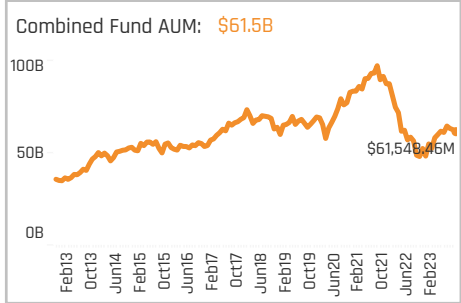
Aggregate Stock Holdings Data, Ranked by Most Widely Held.

Ticker	Stock Name	Funds Invested %	Average Weight	Vs Benchmark	Fund AUM, \$
GOOGL-US	Alphabet Inc. Class A	52.03%	1.41%	0.16%	\$10,714M
META-US	Meta Platforms Inc. Class A	33.14%	0.81%	-0.33%	\$12,023M
GOOG-US	Alphabet Inc. Class C	28.49%	0.71%	-0.42%	\$7,749M
700-HK	Tencent Holdings Ltd.	21.80%	0.25%	-0.17%	\$1,980M
NFLX-US	Netflix, Inc.	19.19%	0.23%	-0.08%	\$3,321M
VZ-US	Verizon Communications Inc.	18.90%	0.17%	-0.07%	\$633M
CMCSA-US	Comcast Corporation Class A	18.90%	0.21%	-0.08%	\$2,751M
DTE-DE	Deutsche Telekom AG	17.15%	0.19%	0.07%	\$1,589M
9432-JP	Nippon Telegraph and Teleph..	17.15%	0.12%	0.06%	\$1,028M
WKL-NL	Walters Kluwer NV	16.28%	0.16%	0.09%	\$1,086M
9433-JP	KDDI Corporation	15.99%	0.12%	0.04%	\$760M
DIS-US	Walt Disney Company	15.12%	0.17%	-0.08%	\$1,626M
TMUS-US	T-Mobile US, Inc.	14.24%	0.17%	0.02%	\$1,334M
T-US	AT&T Inc.	13.08%	0.08%	-0.09%	\$340M
CHKP-US	Check Point Software Technol..	10.17%	0.10%	0.08%	\$833M



Top Stock Holdings, %

Fund Name	Ticker	Stock Name	Weight
MassMutual Premier Global Fund	GOOGL-US	Alphabet Inc. Class A	12.16%
Invesco Global Inv. Ser. - Global Focus ..	META-US	Meta Platforms Inc. Cl..	10.77%
Seligson & Co. Global Top 25 Brands Fu..	GOOG-US	Alphabet Inc. Class C	8.90%
Davis Global Fund	META-US	Meta Platforms Inc. Cl..	8.33%
GAM Star Fund Plc - Worldwide Equity	GOOGL-US	Alphabet Inc. Class A	8.13%
MassMutual Premier Global Fund	META-US	Meta Platforms Inc. Cl..	7.75%
Loomis Sayles Global Growth Fund	META-US	Meta Platforms Inc. Cl..	7.66%
Maj Invest Value Aktier	META-US	Meta Platforms Inc. Cl..	7.47%
Polen Global Growth Fund	GOOG-US	Alphabet Inc. Class C	7.29%
Mundoval Fund	GOOGL-US	Alphabet Inc. Class A	7.23%
Invesco Global Inv. Ser. - Global Focus ..	GOOGL-US	Alphabet Inc. Class A	6.95%
Deka - GlobalChampions CF/TF	GOOGL-US	Alphabet Inc. Class A	6.86%
Danske Invest Global Sustainable Futu..	GOOGL-US	Alphabet Inc. Class A	6.61%
GAM Funds - Disruptive Growth	NFLX-US	Netflix, Inc.	6.58%
Aviva Investors SICAV - Global Equity E..	GOOG-US	Alphabet Inc. Class C	6.58%



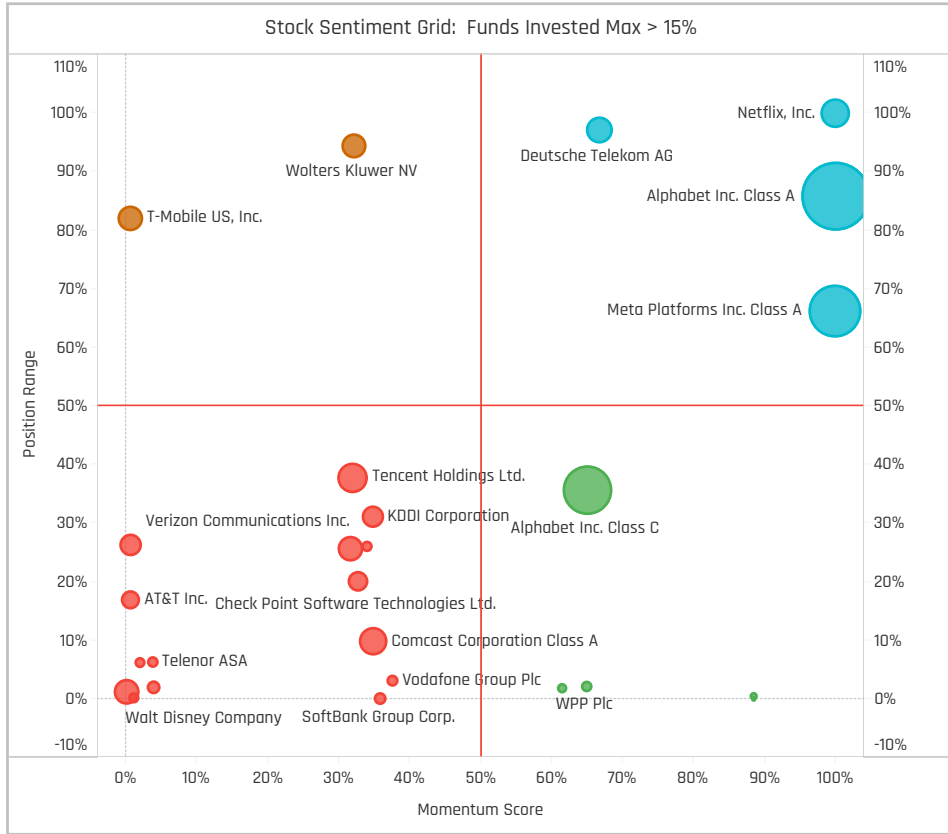
Top Stock Holdings, \$

Fund Name	Ticker	Stock Name	Value
American Funds New Perspective Fund	META-US	Meta Platforms Inc. Clas..	\$2,689M
Fundsmith Equity Fund	META-US	Meta Platforms Inc. Clas..	\$1,632M
First Eagle Global Fund	META-US	Meta Platforms Inc. Clas..	\$1,242M
American Funds Capital World Growth ..	GOOG-US	Alphabet Inc. Class C	\$1,210M
American Funds New Perspective Fund	NFLX-US	Netflix, Inc.	\$1,023M
American Funds New Perspective Fund	GOOG-US	Alphabet Inc. Class C	\$965M
American Funds New Perspective Fund	GOOGL-US	Alphabet Inc. Class A	\$942M
First Eagle Global Fund	CMCSA-U..	Comcast Corporation Cl..	\$907M
Fundsmith Equity Fund	GOOGL-US	Alphabet Inc. Class A	\$841M
Morgan Stanley Inv. Fds. - Global Opp..	META-US	Meta Platforms Inc. Clas..	\$694M
American Funds Capital World Growth ..	Netflix, Inc.		\$687M
American Funds Capital World Growth ..	GOOGL-US	Alphabet Inc. Class A	\$661M
First Eagle Global Fund	GOOG-US	Alphabet Inc. Class C	\$564M
American Funds Capital World Growth ..	PUB-FR	Publicis Groupe SA	\$562M
American Funds Capital World Growth ..	META-US	Meta Platforms Inc. Clas..	\$517M

Largest Changes in Fund Weight, %

Fund Name	New or C..	Change
Delaware Global Equity Fund II		7.00%
Delaware Global Equity Fund		6.98%
Carmignac Investissement		5.42%
BlackRock Global Funds - Syste..		5.30%
Liontrust Investment Funds I - G..		4.37%
American Century Focused Glob..		3.79%
MassMutual Premier Global Fund		3.32%
UNI-GLOBAL - Equities World		-3.06%
BlackRock Global Dividend Portf..		-3.55%
Robeco Capital Gr. Fds. - QI Glob..		-3.66%
Kepler Risk Select Aktienfonds		-3.88%
Kepler Ethik Aktienfonds		-4.12%
AIM Fds. Grp. (IFG) - Invesco Glo..		-4.66%
Langleaf Partners Global Fund		-10.06%

Ave Wgt Δ	Funds Invested Δ	Fund Flows, \$	Av Wgt vs ACWI Δ	Funds O/W % Δ
0.24%	-1.16%	(\$1,759M)	-0.12%	1.45%



Aggregate Stock Holdings Changes

Ticker	Stock Name	Funds Invested % Δ	Average Weight Δ	Fund Flows, \$
GOOGL-US	Alphabet Inc. Class A	2.33%	0.30%	\$696M
NFLX-US	Netflix, Inc.	2.03%	0.06%	(\$395M)
META-US	Meta Platforms Inc. Class A	2.03%	0.17%	(\$218M)
WEB-AU	Webjet Limited	0.87%	0.00%	\$1M
RMV-GB	Rightmove plc	0.87%	0.00%	\$0M
ETS-AT	EuroTeleSites AG	0.87%	0.00%	\$0M
DTE-DE	Deutsche Telekom AG	0.58%	0.00%	(\$74M)
CHTR-US	Charter Communications, Inc. ..	-1.16%	-0.01%	(\$30M)
LBTYA-US	Liberty Global Plc Class A	-1.45%	0.00%	(\$5M)
T-US	AT&T Inc.	-1.74%	-0.01%	\$4M
CHKP-US	Check Point Software Technol..	-1.74%	0.00%	(\$27M)
PSON-GB	Pearson PLC	-2.03%	0.00%	(\$17M)
9432-JP	Nippon Telegraph and Telepho..	-2.03%	-0.01%	(\$22M)
DIS-US	Walt Disney Company	-3.20%	-0.05%	\$189M

Largest Fund Flows, \$

Fund Name	New or Cl..	Flow
BlackRock Global Funds - Syste..		\$270M
Carmignac Investissement		\$171M
Ninety One Glob. Strat. Fd. - Glob..		\$161M
PGIM Jennison Global Opportun..		\$150M
Swedbank Robur Globalfond		\$115M
Morgan Stanley Invst. Fds. - Glo..		\$95M
DNB Global		\$53M
Robeco Capital Gr. Fds. - BP Glo..		(\$91M)
FTIF SICAV - Growth (Euro) Fund		(\$135M)
American Funds New Economy ..		(\$138M)
Templeton Growth Fund Inc.		(\$185M)
DWS Top Dividende		(\$215M)
American Funds New Perspecti..		(\$268M)
American Funds Capital World ..		(\$707M)

Largest Fund Level Changes in Stock Weight, %

Fund Name	Stock Name	New ..	Change
Carmignac Investissement	Meta Platforms Inc. Class..	New	4.37%
American Century Focused Global ..	Alphabet Inc. Class A	New	4.23%
GAM Star Fund Plc - Worldwide Eq..	MicroStrategy Incorporat..	New	3.83%
Baring Global Umbrella Fund - Glo..	Alphabet Inc. Class A	New	3.80%
Franklin Mutual Ser. Fds. - Beacon ..	Walt Disney Company	New	3.26%
PGIM Jennison Global Opportuniti..	Alphabet Inc. Class A		2.97%
Delaware Ivy Global Growth Fund	Alphabet Inc. Class A	New	2.92%
Franklin Mutual Ser. Fds. - Beacon ..	Meta Platforms Inc. Class..	Close	-2.69%
Franklin Mutual Ser. Fds. - Quest F..	Comcast Corporation Cla..	Close	-2.70%
AIM Fds. Grp. (IFG) - Invesco Globa..	Charter Communications...	Close	-2.98%
Langleaf Partners Global Fund	Alphabet Inc. Class C	Close	-3.50%
GAM Star Fund Plc - Worldwide Eq..	Akamai Technologies, Inc.	Close	-3.54%
Alger Global Focus Fund	Walt Disney Company	Close	-3.72%
Langleaf Partners Global Fund	Millicom International Cel..	Close	-5.15%

Country Holding Changes: [Funds Invested Δ] / [Ave Wgt Δ] // Fund Flows, \$

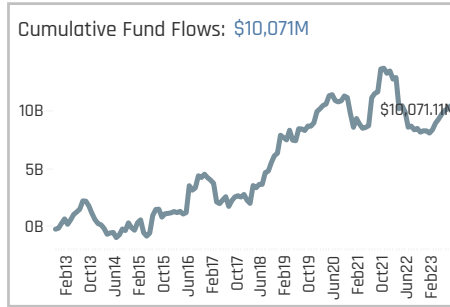
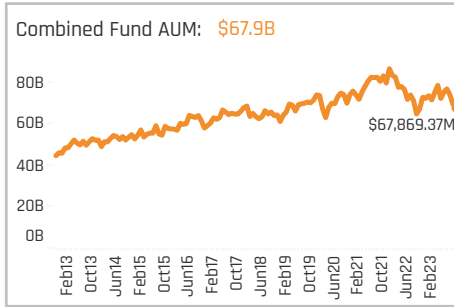
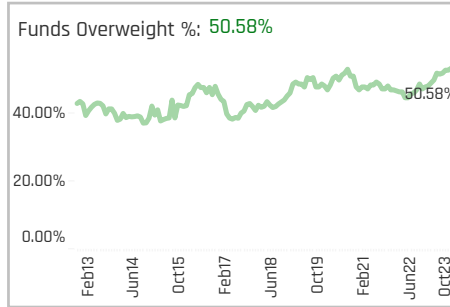
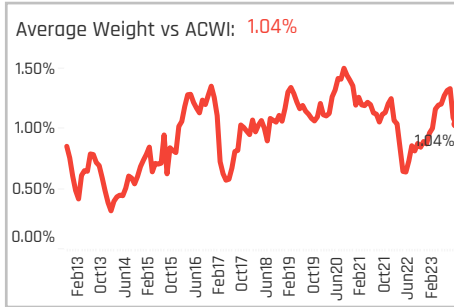
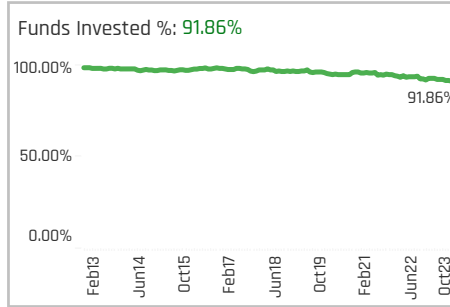
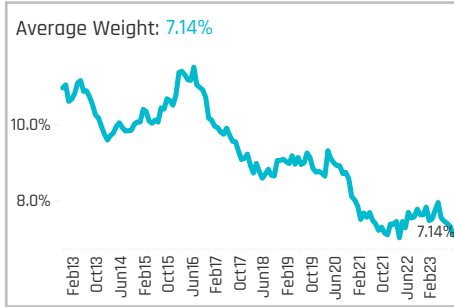
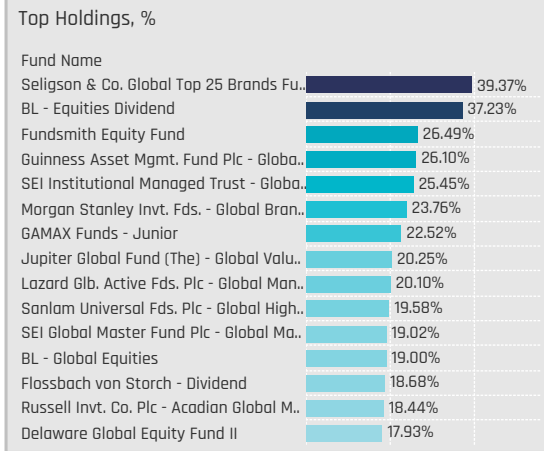
Country	Change	Fund Flows, \$
Italy	0.58%	\$14M
Finland	0.29%	(\$12M)
Canada	0.29%	(\$42M)
Taiwan	0.29%	(\$2M)
Russia	0.29%	\$9M
Qatar	0.29%	\$1M
Spain	0.29%	(\$6M)
India	-0.87%	\$116M
Luxembourg	-0.87%	(\$114M)
Belgium	-1.16%	(\$7M)
United States	-1.16%	(\$1,495M)
Israel	-1.45%	(\$41M)
China & HK	-1.45%	(\$93M)
United Kingdom	-3.20%	(\$118M)

Largest Changes in Fund Country Weight, %

Fund Name	New o..	Country	Change
Carmignac Investissement		United States	6.32%
Delaware Global Equity Fund II	New	United States	6.06%
Delaware Global Equity Fund	New	United States	6.05%
BlackRock Global Funds - Systemati..		United States	5.78%
Liontrust Investment Funds I - Glob..		United States	3.98%
Delaware Ivy Global Growth Fund		United States	3.89%
American Century Focused Global G..		United States	3.79%
Franklin Mutual Ser. Fds. - Quest Fu..		United States	-2.49%
FTIF SICAV - Franklin Global Growth ..	Close	United States	-2.64%
Kepler Ethik Aktienfonds	Close	Canada	-2.70%
Alger Global Focus Fund	Close	United States	-3.72%
Langleaf Partners Global Fund		United States	-4.91%
Langleaf Partners Global Fund	Close	Luxembourg	-5.15%
AIM Fds. Grp. (IFG) - Invesco Global C..		United States	-7.67%

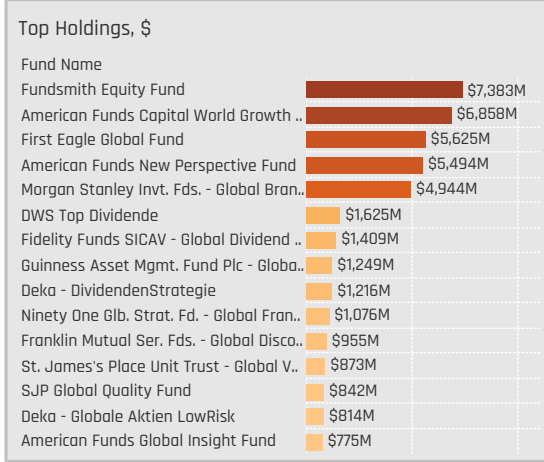
Largest Fund Level Stock Inflows/Outflows, \$

Fund Name	Stock Name	New..	Flow
American Funds New Perspective F..	Publicis Groupe SA		\$269M
Ninety One Glob. Strat. Fd. - Global F..	Alphabet Inc. Class A	New	\$178M
PGIM Jennison Global Opportuniti..	Alphabet Inc. Class A		\$150M
Swedbank Robur Globalfond	Meta Platforms Inc. Class..		\$148M
Carmignac Investissement	Meta Platforms Inc. Class..	New	\$142M
American Funds Capital World Gro..	Publicis Groupe SA		\$128M
American Funds Capital World Gro..	Bharti Airtel Limited		\$117M
Templeton Growth Fund Inc.	T-Mobile US, Inc.	Close	(\$163M)
American Funds Capital World Gro..	SoftBank Corp.		(\$171M)
DWS Top Dividende	Verizon Communications ..		(\$175M)
American Funds Capital World Gro..	Comcast Corporation Cla..		(\$182M)
American Funds New Perspective F..	Netflix, Inc.		(\$239M)
American Funds Capital World Gro..	Alphabet Inc. Class C		(\$322M)
American Funds New Perspective F..	Meta Platforms Inc. Class..		(\$410M)



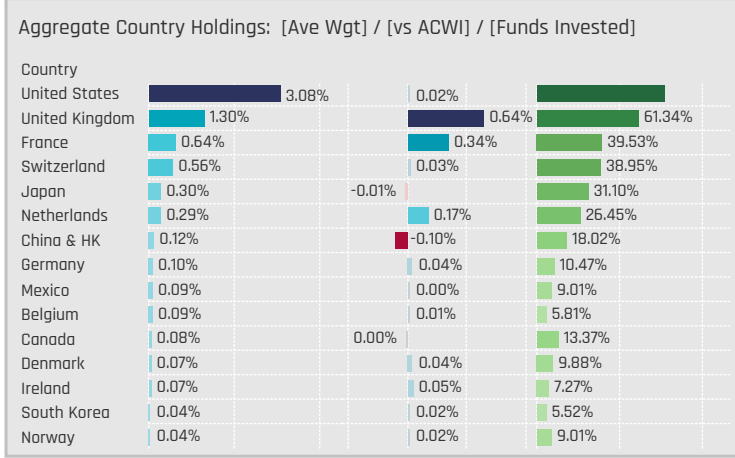
Aggregate Stock Holdings Data, Ranked by Most Widely Held.

Ticker	Stock Name	Funds Invested %	Average Weight	Vs Benchmark	Fund AUM, \$
NESN-CH	Nestle S.A.	37.50%	0.54%	0.05%	\$5,689M
ULVR-GB	Unilever PLC	33.14%	0.49%	0.30%	\$4,438M
PG-US	Procter & Gamble Company	30.52%	0.43%	-0.17%	\$3,415M
PEP-US	PepsiCo, Inc.	26.74%	0.32%	-0.06%	\$2,636M
OR-FR	L'Oreal S.A.	25.87%	0.38%	0.21%	\$2,501M
KO-US	Coca-Cola Company	25.58%	0.34%	-0.05%	\$2,209M
RKT-GB	Reckitt Benckiser Group plc	21.22%	0.30%	0.23%	\$2,945M
CVS-US	CVS Health Corporation	18.90%	0.15%	0.00%	\$856M
CL-US	Colgate-Palmolive Company	18.02%	0.18%	0.08%	\$1,899M
DGE-GB	Diageo plc	16.86%	0.16%	0.00%	\$1,338M
MDLZ-US	Mondelez International, Inc. C.	16.28%	0.14%	-0.01%	\$1,637M
EL-US	Estee Lauder Companies Inc. ..	15.99%	0.13%	0.08%	\$1,571M
AD-NL	Koninklijke Ahold Delhaize N.V.	15.99%	0.13%	0.07%	\$545M
RI-FR	Pernod Ricard SA	15.12%	0.09%	0.02%	\$1,405M
GIS-US	General Mills, Inc.	14.53%	0.08%	0.02%	\$307M



Top Stock Holdings, %

Fund Name	Ticker	Stock Name	Weight (%)
Morgan Stanley Inv. Fds. - Global Bran..	PM-US	Philip Morris Internati..	6.42%
Seligson & Co. Global Top 25 Brands Fu..	PG-US	Procter & Gamble Co..	6.27%
BL - Equities Dividend	ULVR-GB	Unilever PLC	6.06%
Seligson & Co. Global Top 25 Brands Fu..	NESN-CH	Nestle S.A.	5.93%
Skagen Focus	ACI-US	Albertsons Companies..	5.72%
Seligson & Co. Global Top 25 Brands Fu..	KO-US	Coca-Cola Company	5.65%
Morgan Stanley Inv. Fds. - Global Bran..	RKT-GB	Reckitt Benckiser Grou..	5.35%
Longleaf Partners Global Fund	GL9-IE	Glanbia Plc	5.34%
RBC Global Opportunities Fund	ABI-BE	Anheuser-Busch InBev..	5.24%
BL - Equities Dividend	RKT-GB	Reckitt Benckiser Grou..	5.07%
BL - Equities Dividend	NESN-CH	Nestle S.A.	5.00%
AB SICAV I - Global Core Equity Portfolio	KO-US	Coca-Cola Company	4.84%
Ariel Global Fund	PM-US	Philip Morris Internati..	4.78%
Fundsmith Equity Fund	PM-US	Philip Morris Internati..	4.76%
BL - Equities Dividend	CL-US	Colgate-Palmolive Co..	4.72%



Top Country Holdings, %

Fund Name	Country	Weight (%)
Seligson & Co. Global Top 25 Brands Fu..	United States	23.17%
Fundsmith Equity Fund	United States	20.05%
SEI Institutional Managed Trust - Globa..	United States	14.91%
BL - Equities Dividend	United States	14.48%
Lazard Glb. Active Fds. Plc - Global Man..	United States	13.85%
Russell Inv. Co. Plc - Acadian Global M..	United States	13.05%
SEI Global Master Fund Plc - Global Ma..	United States	12.50%
Fonditalia - Equity Global High Dividend	United States	11.30%
Sanlam Universal Fds. Plc - Global High..	United Kingdom	11.27%
BL - Equities Dividend	United Kingdom	11.13%
Guinness Asset Mgmt. Fund Plc - Globa..	United States	10.93%
Morgan Stanley Inv. Fds. - Global Bran..	United States	10.86%
Quoniam Fds. Selection SICAV - Global ..	United States	10.03%
Kepler Risk Select Aktienfonds	United States	9.54%
Deka - Globale Aktien LowRisk	United States	9.24%

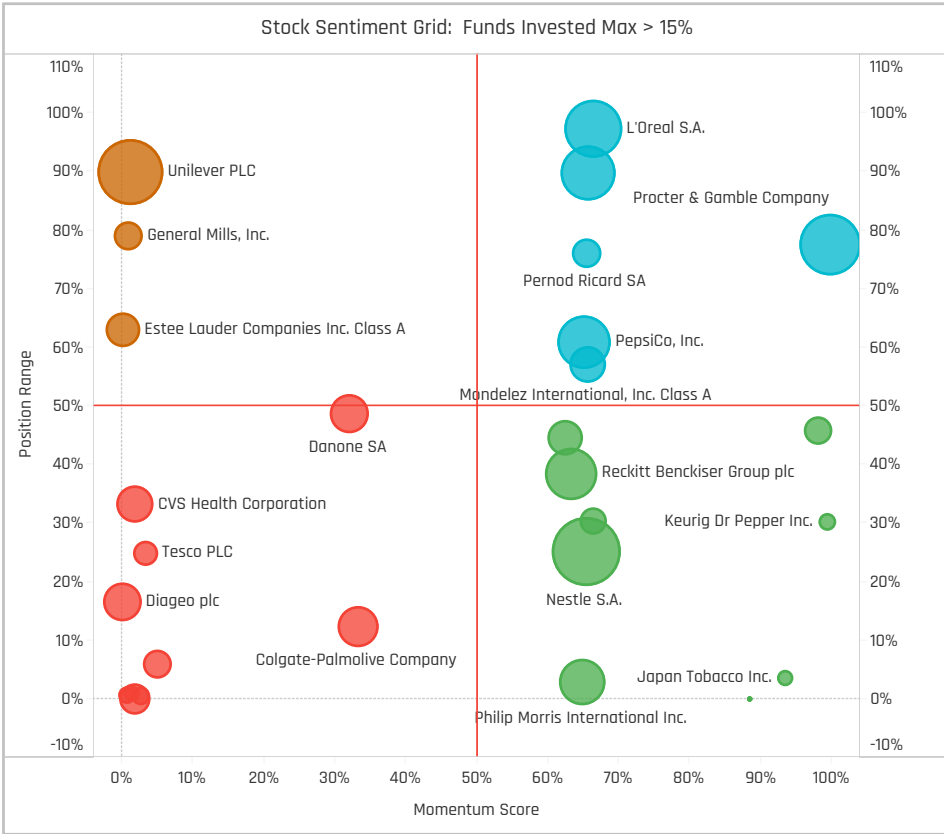
Top Stock Holdings, \$

Fund Name	Ticker	Stock Name	Value (\$)
American Funds Capital World Growth ..	PM-US	Philip Morris Internation..	\$1,658M
Morgan Stanley Inv. Fds. - Global Bran..	PM-US	Philip Morris Internation..	\$1,336M
Fundsmith Equity Fund	PM-US	Philip Morris Internation..	\$1,327M
American Funds New Perspective Fund	NESN-CH	Nestle S.A.	\$1,128M
Morgan Stanley Inv. Fds. - Global Bran..	RKT-GB	Reckitt Benckiser Grou..	\$1,113M
Fundsmith Equity Fund	PEP-US	PepsiCo, Inc.	\$979M
Fundsmith Equity Fund	MKC-US	McCormick & Company, I..	\$893M
American Funds New Perspective Fund	PM-US	Philip Morris Internation..	\$770M
American Funds Capital World Growth ..	NESN-CH	Nestle S.A.	\$736M
Fundsmith Equity Fund	ULVR-GB	Unilever PLC	\$683M
Fundsmith Equity Fund	DGE-GB	Diageo plc	\$669M
Fundsmith Equity Fund	EL-US	Estee Lauder Companie..	\$636M
Fundsmith Equity Fund	BF-B-US	Brown-Forman Corporati..	\$626M
Fundsmith Equity Fund	PG-US	Procter & Gamble Comp..	\$624M
First Eagle Global Fund	FEMSAU..	Fomento Economico Me..	\$615M

Largest Changes in Fund Weight, %

Fund Name	New or C..	Weight Change
Franklin Mutual Ser. Fds. - Ques..		5.48%
Longleaf Partners Global Fund		4.73%
DWS Global Growth		2.82%
Liontrust Investment Funds I - G..	New	2.30%
Sanlam Universal Fds. Plc - Glob..		2.24%
Causeway Global Value Fund		2.07%
Robeco Capital Gr. Fds. - BP Glo..		1.96%
Carmignac Investissement		-4.07%
BlackRock Global Dividend Portf..		-4.11%
RBC Funds (Lux) - Global Equity ..		-4.33%
GAMAX Funds - Junior		-5.41%
Mundoval Fund		-5.70%
Delaware Global Equity Fund		-24.84%
Delaware Global Equity Fund II		-24.85%

Ave Wgt Δ	Funds Invested Δ	Fund Flows, \$	Av Wgt vs ACWI Δ	Funds O/W % Δ
-0.83%	-0.58%	\$740M	-0.16%	-1.16%



Aggregate Stock Holdings Changes

Ticker	Stock Name	Funds Invested % Δ	Average Weight Δ	Fund Flows, \$
WBDF-RU	Wimm-Bill-Dann Foods OJSC	2.62%	0.02%	(\$1M)
KDP-US	Keurig Dr Pepper Inc.	1.74%	0.01%	(\$174M)
NESN-CH	Nestle S.A.	1.45%	-0.08%	\$49M
RI-FR	Pernod Ricard SA	1.45%	-0.03%	(\$14M)
PG-US	Procter & Gamble Company	1.45%	0.04%	\$679M
OR-FR	L'Oréal S.A.	1.16%	-0.02%	(\$98M)
MRU-CA	Metro Inc.	1.16%	0.00%	\$9M
WN-CA	George Weston Limited	-1.45%	-0.01%	(\$24M)
TSN-US	Tyson Foods, Inc. Class A	-1.45%	-0.01%	\$44M
288-HK	WH Group Ltd. (HK)	-1.74%	0.00%	(\$7M)
EL-US	Estee Lauder Companies Inc. C..	-2.03%	-0.10%	(\$147M)
IFF-US	International Flavors & Fragra..	-2.03%	-0.03%	(\$43M)
CVS-US	CVS Health Corporation	-2.03%	0.00%	\$24M
DGE-GB	Diageo plc	-3.78%	-0.07%	(\$125M)

Largest Fund Flows, \$

Fund Name	New or Cl..	Flow
Fundsmith Equity Fund		\$597M
DWS Top Dividende		\$341M
Franklin Mutual Ser. Fds. - Glob..		\$221M
Deka - Globale Aktien LowRisk		\$215M
Guinness Asset Mgmt. Fund Plc..		\$136M
Franklin Mutual Ser. Fds. - Ques..		\$124M
T Rowe Price Global Stock Fund		\$107M
Delaware Global Equity Fund II		(\$82M)
SEB Fund 1 - Global Fund		(\$90M)
Swedbank Rabur Allemansfond..		(\$102M)
Carmignac Investissement		(\$124M)
Old Westbury Large Cap Strate..		(\$203M)
American Funds Capital World ..		(\$314M)
American Funds New Perspecti..		(\$529M)

Largest Fund Level Changes in Stock Weight, %

Fund Name	Stock Name	New ..	Weight Change
Longleaf Partners Global Fund	Wimm-Bill-Dann Foods O..	New	4.39%
Invesco Global Invnt. Ser. - Global E..	Reckitt Benckiser Group ..	New	3.51%
AIM Fds. Grp. (IFG) - Invesco Global..	Nestle S.A.	New	3.04%
Sanlam Universal Fds. Plc - Global ..	Heineken NV	New	2.95%
BlackRock Global Dividend Portfolio	Nestle S.A.	New	2.91%
Virtus Vontobel Global Opportuniti..	Mondelez International, I..	New	2.89%
Danske Invest Global Sustainable ..	Reckitt Benckiser Group ..	New	2.75%
Delaware Global Equity Fund	Unilever PLC	Close	-3.98%
Delaware Global Equity Fund II	Unilever PLC	Close	-3.98%
AIM Fds. Grp. (IFG) - Invesco Global..	British American Tobacco..		-4.18%
Delaware Global Equity Fund	Danone SA	Close	-4.20%
Delaware Global Equity Fund II	Danone SA	Close	-4.22%
Delaware Global Equity Fund	Koninklijke Ahold Delhaiz..	Close	-5.12%
Delaware Global Equity Fund II	Koninklijke Ahold Delhaiz..	Close	-5.14%

Country Holding Changes: [Funds Invested Δ] / [Ave Wgt Δ] // Fund Flows, \$

Country	Weight Change	Funds Invested Δ	Fund Flows, \$
Russia	3.20%	0.02%	\$0M
Switzerland	1.45%	-0.08%	\$48M
Netherlands	0.87%	-0.05%	\$321M
Australia	0.29%	0.00%	\$21M
Luxembourg	0.29%	0.00%	\$0M
Israel	0.29%	0.00%	(\$1M)
Faroe Islands	0.29%	-0.01%	\$0M
Portugal	-0.87%	0.00%	\$8M
Belgium	-0.87%	-0.01%	(\$73M)
United Kingdom	-1.16%	-0.23%	\$357M
China & HK	-1.16%	0.00%	(\$40M)
Norway	-1.45%	0.00%	(\$13M)
United States	-1.74%	-4.39%	\$392M
Sweden	-1.74%	-0.02%	(\$110M)

Largest Changes in Fund Country Weight, %

Fund Name	New o..	Country	Weight Change
Longleaf Partners Global Fund	New	Russia	4.39%
Virtus Vontobel Global Opportunitie..		United States	3.53%
Invesco Global Invnt. Ser. - Global Eq..	New	United Kingdom	3.51%
AIM Fds. Grp. (IFG) - Invesco Global C..	New	Switzerland	3.04%
Sanlam Universal Fds. Plc - Global H..	New	Netherlands	2.95%
BlackRock Global Dividend Portfolio	New	Switzerland	2.91%
Danske Invest Global Sustainable F..	New	United Kingdom	2.75%
Delaware Global Equity Fund		United Kingdom	-5.09%
Delaware Global Equity Fund II		United Kingdom	-5.10%
Delaware Global Equity Fund	Close	Netherlands	-5.12%
Delaware Global Equity Fund II	Close	Netherlands	-5.14%
BlackRock Global Dividend Portfolio	Close	United Kingdom	-5.68%
Delaware Global Equity Fund II		United States	-7.68%
Delaware Global Equity Fund		United States	-7.70%

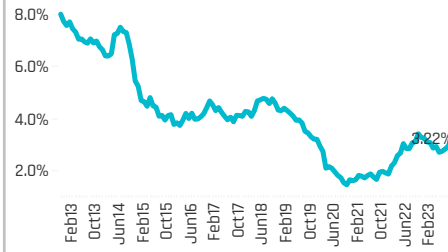
Largest Fund Level Stock Inflows/Outflows, \$

Fund Name	Stock Name	New..	Flow
Fundsmith Equity Fund	Procter & Gamble Compa..	New	\$631M
Fundsmith Equity Fund	Unilever PLC		\$306M
DWS Top Dividende	PepsiCo, Inc.		\$183M
Franklin Mutual Ser. Fds. - Global Di..	Seven & I Holdings Co., Lt..	New	\$174M
American Funds New Perspective F..	Mondelez International, I..		\$117M
First Eagle Global Fund	Heineken Holding N.V.		\$114M
DWS Top Dividende	Nestle S.A.		\$113M
American Funds Capital World Gro..	Altria Group Inc		(\$116M)
Old Westbury Large Cap Strategies..	Consumer Staples Select..		(\$122M)
American Funds New Perspective F..	Constellation Brands, Inc..	Close	(\$138M)
Fundsmith Equity Fund	Church & Dwight Co., Inc.		(\$143M)
American Funds Capital World Gro..	Varun Beverages Ltd.	Close	(\$184M)
American Funds Capital World Gro..	Keurig Dr Pepper Inc.		(\$230M)
American Funds New Perspective F..	Nestle S.A.		(\$231M)

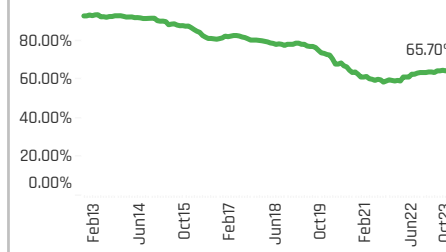
Top Holdings, %

Fund Name	Percentage
DWS Invest - CROCI Global Dividends	21.16%
DWS Top Dividende	15.15%
Thornburg Global Opportunities Fund	13.69%
Pioneer Global Sustainable Equity Fund	13.65%
Multicooperation SICAV - Julius Baer E..	12.05%
Kempen Global High Dividend Fund NV	11.27%
Longleaf Partners Global Fund	11.16%
Russell Invst. Co. Plc - Acadian Sustaina..	10.94%
UBS (Lux) Equity SICAV - Global Income..	10.93%
Franklin Mutual Ser. Fds. - Global Disco..	10.81%
Dodge & Cox Global Stock Fund	10.59%
Wasatch Global Value Fund	10.52%
Janus Henderson Global Select Fund	10.40%
Foord SICAV - Global Equity Fund LU	10.25%
DNB Global	9.94%

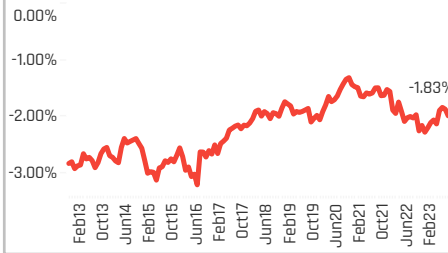
Average Weight: 3.22%



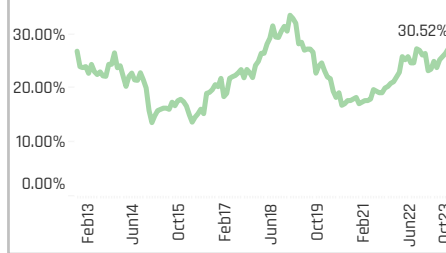
Funds Invested %: 65.70%



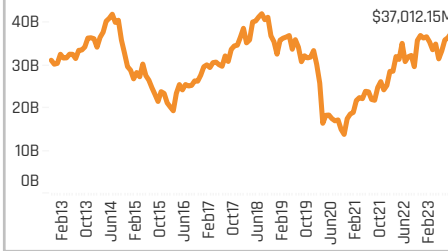
Average Weight vs ACWI: -1.83%



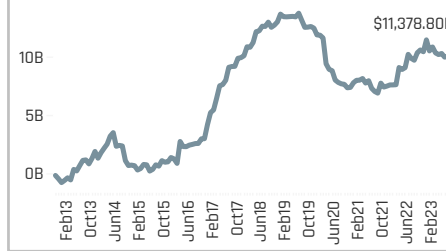
Funds Overweight %: 30.52%



Combined Fund AUM: \$37.0B



Cumulative Fund Flows: \$11,379M



Aggregate Stock Holdings Data, Ranked by Most Widely Held.

Ticker	Stock Name	Funds Invested %	Average Weight	Vs Benchmark	Fund AUM, \$
SHEL-GB	Shell PLC	26.45%	0.41%	0.05%	\$4,557M
TTE-FR	TotalEnergies SE	22.38%	0.30%	0.05%	\$3,532M
XOM-US	Exxon Mobil Corporation	16.57%	0.20%	-0.53%	\$2,255M
COP-US	ConocoPhillips	14.24%	0.13%	-0.10%	\$1,200M
EOG-US	EOG Resources, Inc.	13.08%	0.10%	-0.03%	\$1,405M
BP-GB	BP p.l.c.	12.79%	0.13%	-0.04%	\$1,961M
EQNR-NO	Equinor ASA	11.92%	0.12%	0.07%	\$593M
FI-US	Expro Group Holdings N.V.	11.63%	0.15%	0.04%	\$1,067M
CVX-US	Chevron Corporation	11.63%	0.12%	-0.32%	\$1,318M
SLB-US	Schlumberger NV	11.34%	0.13%	-0.01%	\$3,304M
VLO-US	Valero Energy Corporation	9.59%	0.03%	-0.06%	\$167M
HES-US	Hess Corporation	9.59%	0.11%	0.04%	\$686M
MPC-US	Marathon Petroleum Corpora..	8.14%	0.09%	-0.02%	\$426M
REP-ES	Repsol SA	7.85%	0.03%	0.00%	\$73M
PXD-US	Pioneer Natural Resources Co..	7.85%	0.05%	-0.04%	\$121M

Top Holdings, \$

Fund Name	Amount
American Funds Capital World Growth ..	\$6,103M
American Funds New Perspective Fund	\$4,743M
First Eagle Global Fund	\$3,276M
DWS Top Dividende	\$2,755M
Old Westbury Large Cap Strategies Fu..	\$1,127M
Dodge & Cox Global Stock Fund	\$1,060M
American Funds New Economy Fund	\$1,005M
Franklin Mutual Ser. Fds. - Global Disco..	\$866M
St. James's Place Unit Trust - Global V..	\$777M
UniGlobal	\$757M
Deka - DividendenStrategie	\$672M
St. James's Place International Equity ..	\$582M
Robeco Capital Gr. Fds. - BP Global Pre..	\$467M
Templeton Growth Fund Inc.	\$461M
American Funds Global Insight Fund	\$437M

Top Stock Holdings, %

Fund Name	Ticker	Stock Name	Percentage
Longleaf Partners Global Fund	CNX-US	CNX Resources Corpor..	8.89%
Janus Henderson Global Equity Fund	MPC-US	Marathon Petroleum ..	6.44%
Thornburg Global Opportunities Fund	TTE-FR	TotalEnergies SE	6.42%
UBS (Lux) Key Selection SICAV - Global ..	HES-US	Hess Corporation	5.42%
Ninety One Glb. Strat. Fd. - Global Valu..	NOV-US	NOV Inc.	5.29%
Wasatch Global Value Fund	TTE-FR	TotalEnergies SE	5.22%
Janus Henderson Global Select Fund	MPC-US	Marathon Petroleum ..	4.91%
Touchstone Strategic Trust - Non-US E..	SHEL-GB	Shell PLC	4.56%
Sanlam Universal Fds. Plc - Global High..	FI-US	Expro Group Holdings ..	4.25%
M&G Investment Funds (1) OEIC - Globa..	PSK-CA	PrairieSky Royalty Ltd	4.14%
Franklin Mutual Ser. Fds. - Beacon Fund	SHEL-GB	Shell PLC	4.13%
Thornburg Global Opportunities Fund	500325-IN	Reliance Industries Li..	4.05%
JOHCM Umbrella Fund Plc - Global Opp..	SHEL-GB	Shell PLC	3.98%
LF Liontrust Investment Funds III - Glo..	FI-US	Expro Group Holdings ..	3.98%
BNY Mellon Worldwide Growth Fund	HES-US	Hess Corporation	3.91%

Aggregate Country Holdings: [Ave Wgt] / [vs ACWI] / [Funds Invested]

Country	Ave Wgt	[vs ACWI]	[Funds Invested]
United States	1.38%	-1.25%	33.43%
United Kingdom	0.57%		0.03%
France	0.30%		0.05%
Canada	0.29%	-0.23%	23.26%
Norway	0.19%		0.14%
Netherlands	0.15%		0.04%
Italy	0.05%	-0.04%	11.63%
India	0.05%	-0.12%	5.52%
Australia	0.04%	-0.06%	10.47%
Spain	0.04%	0.00%	9.01%
Brazil	0.03%	-0.12%	4.07%
Japan	0.02%	-0.02%	6.69%
China & HK	0.02%	-0.10%	4.65%
Finland	0.02%	-0.01%	4.35%
Austria	0.01%		0.01%

Top Country Holdings, %

Fund Name	Country	Percentage
DWS Invest - CROCI Global Dividends	United States	12.54%
UBS (Lux) Equity SICAV - Global Income..	United States	10.93%
Longleaf Partners Global Fund	United States	8.89%
Fidelity Series Intrinsic Opportunities F..	United States	8.40%
Pioneer Global Sustainable Equity Fund	United States	7.65%
BNY Mellon Worldwide Growth Fund	United States	7.52%
First Eagle Amundi - International Fund	United States	7.30%
Multicooperation SICAV - Julius Baer E..	United States	7.24%
First Eagle Global Fund	United States	7.21%
T Rowe Price Global Stock Fund	United States	7.10%
UniValueFonds: Global	United States	6.60%
Fonditalia - Equity Global High Dividend	United States	6.57%
Janus Henderson Global Equity Fund	United States	6.44%
Thornburg Global Opportunities Fund	France	6.42%
Jupiter Global Fund (The) - Global Valu..	United Kingdom	6.02%

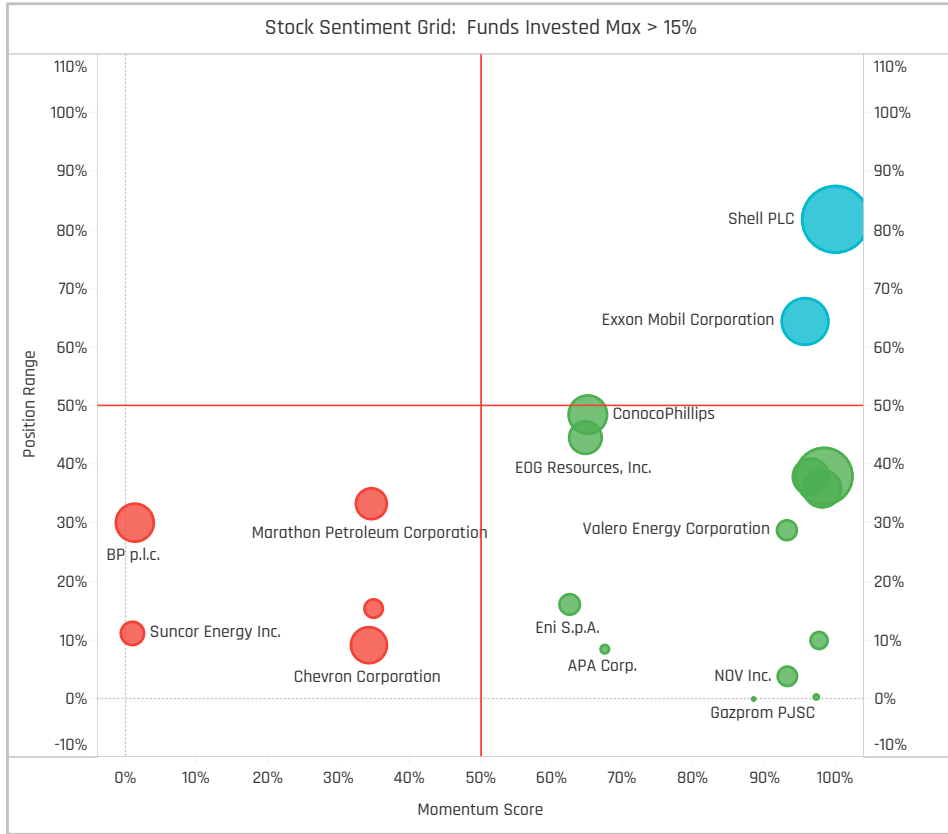
Top Stock Holdings, \$

Fund Name	Ticker	Stock Name	Amount
American Funds Capital World Growth ..	CNQ-CA	Canadian Natural Resou..	\$1,567M
First Eagle Global Fund	SLB-US	Schlumberger NV	\$1,108M
First Eagle Global Fund	XOM-US	Exxon Mobil Corporation	\$1,010M
American Funds New Perspective Fund	TTE-FR	TotalEnergies SE	\$848M
American Funds New Perspective Fund	CVE-CA	Cenovus Energy Inc.	\$811M
First Eagle Global Fund	IMO-CA	Imperial Oil Limited	\$621M
DWS Top Dividende	SHEL-GB	Shell PLC	\$613M
American Funds Capital World Growth ..	EOG-US	EOG Resources, Inc.	\$602M
American Funds New Perspective Fund	SLB-US	Schlumberger NV	\$576M
American Funds New Perspective Fund	BP-FR	BP p.l.c.	\$574M
DWS Top Dividende	TTE-FR	TotalEnergies SE	\$571M
American Funds Capital World Growth ..	CVE-CA	Cenovus Energy Inc.	\$537M
First Eagle Global Fund	NOV-US	NOV Inc.	\$537M
DWS Top Dividende	SLB-US	Schlumberger NV	\$526M
Old Westbury Large Cap Strategies Fu..	CVX-US	Chevron Corporation	\$511M

Largest Changes in Fund Weight, %

Fund Name	New or C..	Change
Fonditalia - Equity Global High D..		7.92%
Delaware Global Equity Fund II	New	7.81%
Delaware Global Equity Fund	New	7.80%
Causeway Global Value Fund		6.05%
Fidelity Inv. Trust - Worldwide F..		2.99%
Pioneer Global Sustainable Equi..		2.95%
Longleaf Partners Global Fund		2.93%
DWS Invest - CROCI Global Divid..		-2.40%
Eaton Vance Richard Bernstein ..		-2.74%
BlackRock Global Funds - Syste..		-3.08%
Carmignac Investissement		-3.10%
Baring Global Umbrella Fund - Gl..		-3.62%
Robeco Capital Gr. Fds. - QI Glob..		-3.63%
HSBC GIF - Global Equity Volatili..		-5.10%

Ave Wgt Δ	Funds Invested Δ	Fund Flows, \$	Av Wgt vs ACWI Δ	Funds O/W % Δ
0.25%	1.16%	\$1,088M	0.31%	5.23%



Aggregate Stock Holdings Changes

Ticker	Stock Name	Funds Invested % Δ	Average Weight Δ	Fund Flows, \$
SHEL-GB	Shell PLC	2.33%	0.09%	\$603M
HES-US	Hess Corporation	1.45%	0.02%	\$79M
MEG-CA	MEG Energy Corp.	1.16%	0.00%	\$1M
FI-US	Expro Group Holdings N.V.	1.16%	-0.01%	\$78M
CHK-US	Chesapeake Energy Corporati..	0.87%	0.01%	\$19M
SLB-US	Schlumberger NV	0.87%	0.02%	\$125M
TTE-FR	TotalEnergies SE	0.58%	0.01%	(\$241M)
MPC-US	Marathon Petroleum Corporati..	-1.16%	0.00%	(\$35M)
PDCE-US	PDC Energy, Inc.	-1.16%	0.00%	(\$17M)
NESTE-FI	Neste Corporation	-1.16%	-0.01%	\$29M
HP-US	Helmerich & Payne, Inc.	-1.16%	0.00%	(\$4M)
SU-CA	Suncor Energy Inc.	-1.16%	-0.02%	(\$119M)
BP-GB	BP p.l.c.	-1.45%	-0.02%	(\$140M)
TOU-CA	Tourmaline Oil Corp.	-1.45%	0.00%	(\$10M)

Largest Fund Flows, \$

Fund Name	New or Cl..	Flow
American Funds Capital World ..		\$726M
American Funds New Economy ..		\$442M
T Rowe Price Global Stock Fund		\$142M
Fidelity Inv. Trust - Worldwide F..		\$79M
Fonditalia - Equity Global High ..		\$78M
AB SICAV I - Low Volatility Equi..		\$67M
Dodge & Cox Global Stock Fund		\$56M
SWIP Overseas Growth ICVC - G..		(\$23M)
BNY Mellon Investment Fds. - G..	Close	(\$26M)
Franklin Mutual Ser. Fds. - Ques..		(\$28M)
Carmignac Investissement		(\$126M)
First Eagle Amundi - Internatio..		(\$143M)
BlackRock Global Funds - Syste..		(\$147M)
American Funds New Perspecti..		(\$283M)

Largest Fund Level Changes in Stock Weight, %

Fund Name	Stock Name	New ..	Change
Touchstone Strategic Trust - Non-..	Shell PLC	New	4.56%
Franklin Mutual Ser. Fds. - Beacon ..	Shell PLC	New	4.13%
Longleaf Partners Global Fund	CNX Resources Corporati..		3.32%
Fonditalia - Equity Global High Divi..	Exxon Mobil Corporation	New	3.15%
Franklin Mutual Ser. Fds. - Global ..	Shell PLC	New	2.83%
Causeway Global Value Fund	Shell PLC	New	2.47%
Delaware Global Equity Fund II	Canadian Natural Resour..	New	2.46%
Nuveen Global Dividend Growth Fu..	Chevron Corporation	Close	-2.10%
Deka - GlobalChampions CF/TF	Exxon Mobil Corporation		-2.40%
Baring Global Umbrella Fund - Glo..	Suncor Energy Inc.	Close	-2.42%
Artemis Global Income Fund	Phillips 66		-2.49%
JPMorgan Funds - Global Focus Fu..	Chevron Corporation	Close	-2.51%
Touchstone Strategic Trust - Non-..	TotalEnergies SE		-3.93%
Franklin Mutual Ser. Fds. - Beacon ..	BP p.l.c.	Close	-4.34%

Country Holding Changes: [Funds Invested Δ] / [Ave Wgt Δ] // Fund Flows, \$

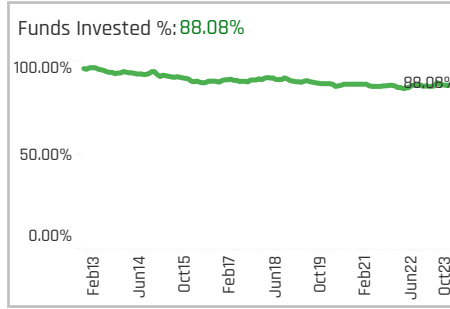
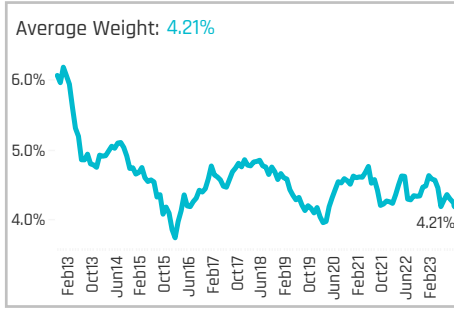
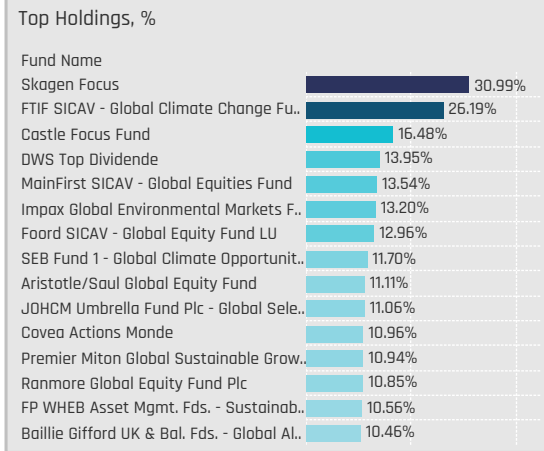
Country	Weight Change	Flow
United States	2.33%	\$123M
Netherlands	1.45%	\$80M
Russia	0.87%	(\$675M)
United Kingdom	0.87%	\$536M
China & HK	0.58%	(\$4M)
France	0.58%	(\$241M)
Brazil	0.29%	\$40M
Poland	-0.58%	\$0M
Norway	-0.58%	(\$244M)
Japan	-0.58%	(\$17M)
Australia	-0.87%	(\$19M)
Canada	-0.87%	\$309M
Finland	-1.16%	\$29M
Italy	-1.16%	(\$5M)

Largest Changes in Fund Country Weight, %

Fund Name	New a..	Country	Change
Fonditalia - Equity Global High Divid..		United States	5.53%
Causeway Global Value Fund	New	United Kingdom	4.75%
Touchstone Strategic Trust - Non-U..	New	United Kingdom	4.56%
Longleaf Partners Global Fund		United States	3.32%
T Rowe Price Global Stock Fund		United States	2.61%
Delaware Global Equity Fund II	New	Canada	2.46%
Delaware Global Equity Fund	New	Canada	2.45%
LF Liontrust Investment Funds III - ..		Netherlands	-2.06%
Baring Global Umbrella Fund - Globa..	Close	Canada	-2.42%
Eaton Vance Richard Bernstein Equi..		United States	-2.50%
BlackRock Global Funds - Systemati..		United States	-2.76%
HSBC GIF - Global Equity Volatility F..		United States	-2.97%
Robeco Capital Gr. Fds. - QI Global M..		United States	-3.15%
Touchstone Strategic Trust - Non-U..		France	-3.93%

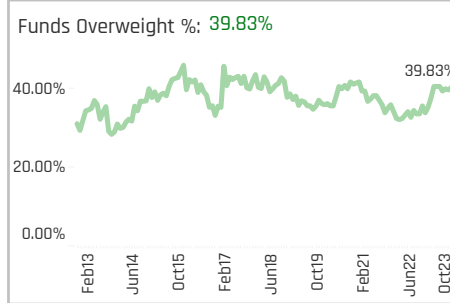
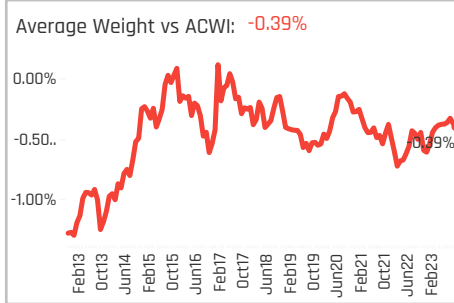
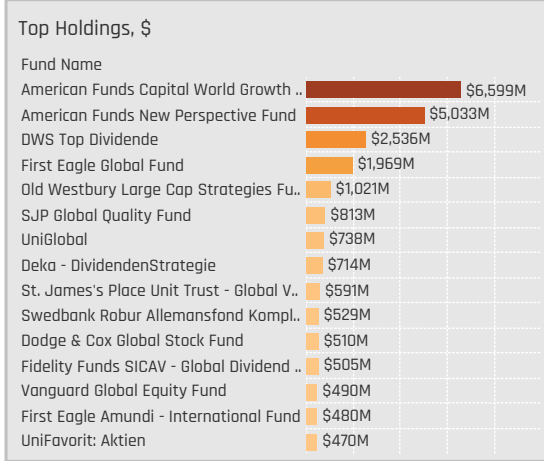
Largest Fund Level Stock Inflows/Outflows, \$

Fund Name	Stock Name	New..	Flow
American Funds Capital World Gro..	Gazprom PJSC	New	\$405M
American Funds Capital World Gro..	TC Energy Corporation		\$309M
American Funds New Perspective F..	Gazprom PJSC	New	\$267M
Franklin Mutual Ser. Fds. - Global Di..	Shell PLC	New	\$216M
American Funds Capital World Gro..	Cenovus Energy Inc.		\$196M
American Funds New Perspective F..	Schlumberger NV		\$159M
Deka - GlobalChampions CF/TF	Chevron Corporation	New	\$126M
Franklin Mutual Ser. Fds. - Global Di..	Suncor Energy Inc.	Close	(\$125M)
First Eagle Amundi - International ..	Schlumberger NV		(\$126M)
American Funds Capital World Gro..	Exxon Mobil Corporation	Close	(\$131M)
American Funds New Perspective F..	Aker BP ASA	Close	(\$132M)
American Funds Capital World Gro..	TotalEnergies SE		(\$175M)
American Funds New Perspective F..	ConocoPhillips		(\$195M)
American Funds New Perspective F..	Reliance Industries Limit..		(\$300M)



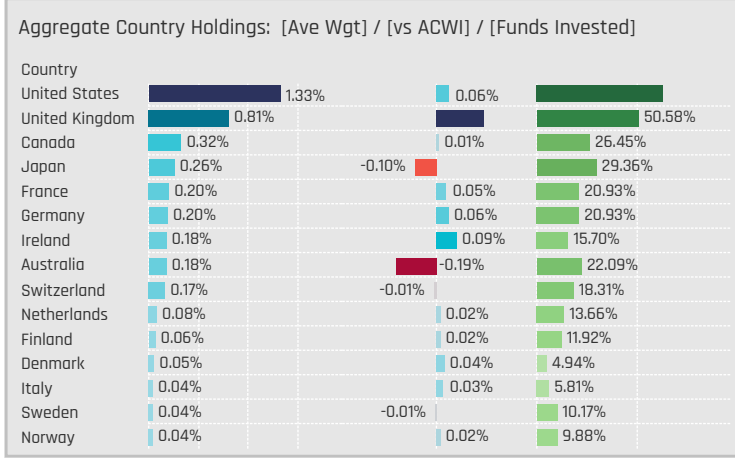
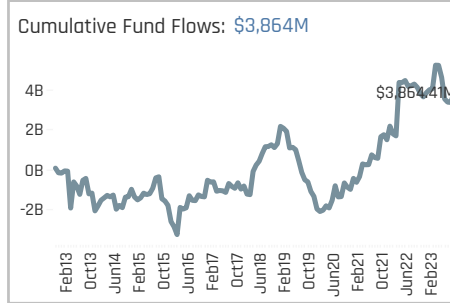
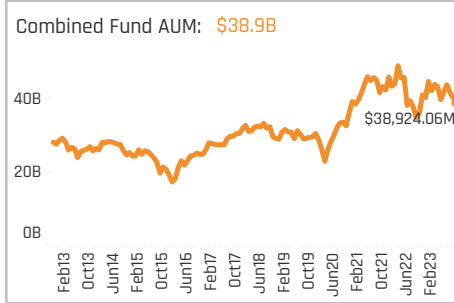
Aggregate Stock Holdings Data, Ranked by Most Widely Held.

Ticker	Stock Name	Funds Invested %	Average Weight	Vs Benchmark	Fund AUM, \$
LIN-US	Linde plc	27.91%	0.48%	0.17%	\$4,166M
AI-FR	Air Liquide SA	15.70%	0.17%	0.02%	\$1,399M
RIO-GB	Rio Tinto plc	14.83%	0.11%	-0.01%	\$1,367M
4063-JP	Shin-Etsu Chemical Co Ltd	13.37%	0.10%	0.02%	\$1,413M
BHP-AU	BHP Group Ltd	12.21%	0.09%	-0.18%	\$1,292M
AAL-GB	Anglo American plc	11.34%	0.07%	0.02%	\$444M
SIKA-CH	Sika AG	11.05%	0.10%	0.03%	\$1,102M
ECL-US	Ecolab Inc.	11.05%	0.16%	0.09%	\$795M
CRG-IE	CRH Plc	10.17%	0.13%	0.06%	\$1,370M
OC-US	Owens Corning	9.88%	0.06%	0.05%	\$220M
NUE-US	Nucor Corporation	9.88%	0.05%	0.00%	\$217M
STLD-US	Steel Dynamics, Inc.	9.59%	0.05%	0.02%	\$170M
FCX-US	Freeport-McMoRan, Inc.	8.72%	0.07%	-0.02%	\$834M
SHW-US	Sherwin-Williams Company	7.85%	0.06%	-0.04%	\$1,015M
RIO-AU	Rio Tinto Limited	7.85%	0.03%	-0.02%	\$106M



Top Stock Holdings, %

Fund Name	Ticker	Stock Name	Percentage
Castle Focus Fund	AEM-CA	Agnico Eagle Mines Li..	6.43%
Threadneedle (Lux) - Global Focus Fund	LIN-US	Linde plc	5.66%
Castle Focus Fund	DD-US	DuPont de Nemours, I..	5.54%
Columbia Select Global Equity Fund	LIN-US	Linde plc	5.43%
BL - Equities Dividend	GIVN-CH	Givaudan SA	5.19%
St. James's Place Unit Trust - Sust. & R..	LIN-US	Linde plc	5.01%
Impax Global Environmental Markets F..	LIN-US	Linde plc	4.92%
First Eagle Amundi - International Fund	GOLD-FR	Amundi Physical Meta..	4.83%
Comgest Monde	LIN-US	Linde plc	4.78%
Comgest Growth Plc - Global Flex	LIN-US	Linde plc	4.68%
Columbia Threadneedle (UK) ICVC - Su..	LIN-US	Linde plc	4.58%
Quilter Investors Series I - Global Unco..	STLD-US	Steel Dynamics, Inc.	4.49%
Invesco Global Invnt. Ser. - Global Equity..	VRLA-FR	Verallia SAS	4.30%
Skagen Focus	EDV-CA	Endeavour Mining PLC	4.25%
Artisan Global Value Fund	HEI-DE	HeidelbergCement AG	4.06%



Top Country Holdings, %

Fund Name	Country	Percentage
Skagen Focus	Canada	12.15%
FTIF SICAV - Global Climate Change Fu..	United States	11.51%
SEB Fund 1 - Global Climate Opportun..	United States	8.94%
Castle Focus Fund	Canada	8.36%
Castle Focus Fund	United States	8.13%
Foord SICAV - Global Equity Fund LU	United States	7.92%
Russell Invnt. Co. Plc - Acadian Global M..	United States	7.91%
Quilter Investors Series I - Global Unco..	United States	7.65%
FP WHEB Asset Mgmt. Fds. - Sustainab..	United Kingdom	6.65%
Russell Invnt. Co. Plc - Acadian Sustaina..	United States	6.55%
Impax Global Environmental Markets F..	United Kingdom	6.41%
St. James's Place Unit Trust - Sust. & R..	United Kingdom	6.29%
Aristotle/Saul Global Equity Fund	United States	6.26%
Russell Invnt. Co. Plc - Acadian Global Eq..	United States	6.02%
Janus Henderson Global Equity Fund	United States	6.00%

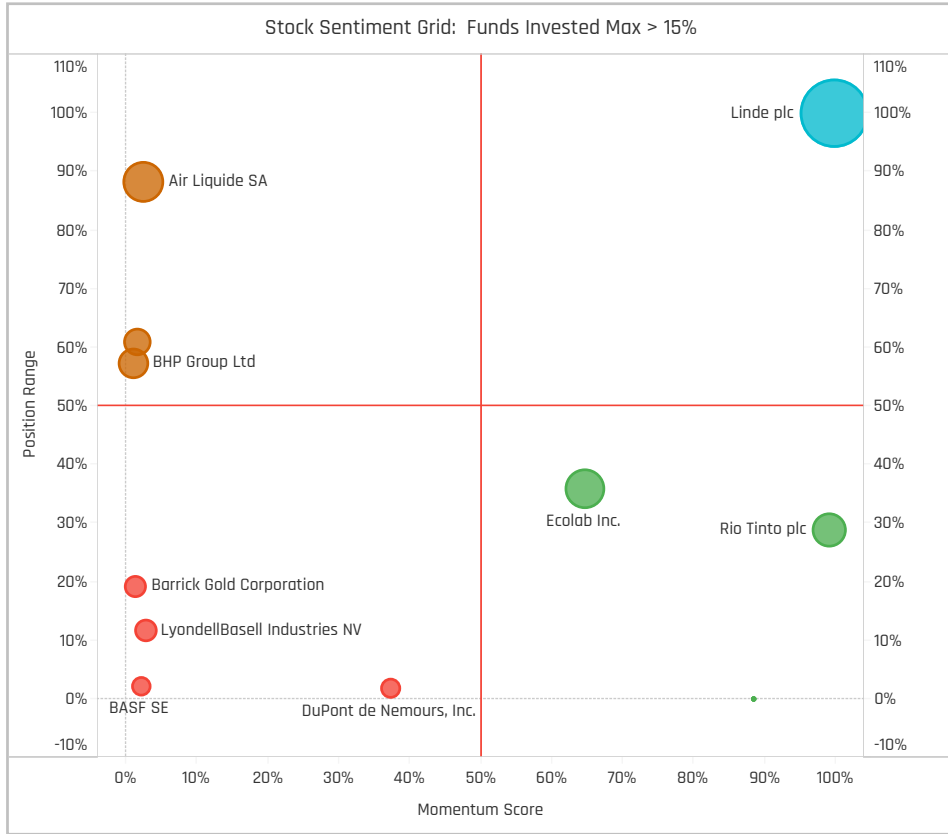
Top Stock Holdings, \$

Fund Name	Ticker	Stock Name	Amount
American Funds Capital World Growth ..	VALE3-BR	Vale S.A.	\$1,524M
American Funds Capital World Growth ..	FMG-AU	Fortescue Metals Group ..	\$1,113M
American Funds New Perspective Fund	SHW-US	Sherwin-Williams Comp..	\$682M
American Funds New Perspective Fund	4063-JP	Shin-Etsu Chemical Co L..	\$639M
American Funds New Perspective Fund	SIKA-CH	Sika AG	\$597M
American Funds New Perspective Fund	LIN-US	Linde plc	\$544M
American Funds Capital World Growth ..	LIN-US	Linde plc	\$481M
American Funds Capital World Growth ..	CCO-CA	Cameco Corporation	\$468M
DWS Top Dividende	BHP-AU	BHP Group Ltd	\$445M
American Funds Capital World Growth ..	RIO-GB	Rio Tinto plc	\$431M
DWS Top Dividende	AEM-CA	Agnico Eagle Mines Limi..	\$423M
American Funds New Perspective Fund	VALE3-BR	Vale S.A.	\$407M
UniGlobal	LIN-US	Linde plc	\$381M
American Funds Capital World Growth ..	FCX-US	Freeport-McMoRan, Inc.	\$366M
DWS Top Dividende	NTR-CA	Nutrien Ltd.	\$361M

Largest Changes in Fund Weight, %

Fund Name	New or C..	Change
Artisan Global Equity Fund		3.68%
AIM Fds. Grp. (IFG) - Invesco Glo..	New	3.48%
Robeco Capital Gr. Fds. - QI Glob..		2.45%
BNY Mellon Investment Fds. - Gl..	New	2.36%
BNY Mellon Global Equity Incom..	New	2.34%
Fidelity Inv. Funds - Global Focu..		2.27%
Quilter Investors Series I - Globa..		2.20%
FTIF SICAV - Franklin Global Gro..		-3.29%
Castle Focus Fund		-3.32%
BlackRock Global Funds - Syste..		-3.35%
MainFirst SICAV - Global Equitie..		-3.42%
SVS Aubrey Capital Mgmt. Inv. ..	Close	-3.74%
Hermes Inv. Funds Plc - Impact ..		-4.23%
DWS Invest - CROCI Global Divid..		-5.82%

Ave Wgt Δ	Funds Invested Δ	Fund Flows, \$	Av Wgt vs ACWI Δ	Funds O/W % Δ
-0.25%	0.00%	(\$1,432M)	-0.01%	-0.87%



Aggregate Stock Holdings Changes

Ticker	Stock Name	Funds Invested % Δ	Average Weight Δ	Fund Flows, \$
HOLN-CH	Holcim Ltd	1.45%	0.00%	(\$52M)
HEI-DE	HeidelbergCement AG	1.45%	0.00%	(\$1M)
LIN-US	Linde plc	1.16%	0.05%	(\$46M)
SHW-US	Sherwin-Williams Company	0.87%	0.01%	(\$173M)
PPG-US	PPG Industries, Inc.	0.87%	0.00%	\$5M
CE-US	Celanese Corporation	0.87%	0.01%	\$286M
VRLA-FR	Verallia SAS	0.87%	0.00%	(\$2M)
CF-US	CF Industries Holdings, Inc.	-1.74%	0.00%	(\$14M)
FMC-US	FMC Corporation	-2.03%	-0.03%	(\$15M)
AAL-GB	Anglo American plc	-2.03%	0.00%	\$87M
JMAT-GB	Johnson Matthey Plc	-2.03%	-0.01%	(\$15M)
SQM.B-CL	Sociedad Quimica y Minera de ..	-2.33%	0.00%	(\$181M)
AEM-CA	Agnico Eagle Mines Limited	-2.62%	-0.02%	(\$12M)
DSM-NL	Koninklijke DSM N.V.	-6.10%	-0.08%	(\$762M)

Largest Fund Flows, \$

Fund Name	New or Cl..	Flow
BNY Mellon Investment Fds. - G..	New	\$134M
FTIF SICAV - Global Climate Cha..		\$94M
Swedbank Robur Allemansfond..		\$49M
First Eagle Global Fund		\$48M
Carmignac Investissement		\$45M
Threadneedle (Lux) - Global Foc..		\$42M
Ninety One Glob. Strat. Fd. - Glob..		\$38M
Franklin Mutual Ser. Fds. - Glob..		(\$63M)
SEB Fund 1 - Global Fund		(\$92M)
American Funds New Economy ..		(\$124M)
BlackRock Global Funds - Syste..		(\$135M)
American Funds New Perspecti..		(\$158M)
St. James's Place Unit Trust - S..		(\$172M)
American Funds Capital World ..		(\$692M)

Largest Fund Level Changes in Stock Weight, %

Fund Name	Stock Name	New ..	Change
Artisan Global Equity Fund	Air Liquide SA	New	3.01%
JOHCM Umbrella Fund Plc - Global ..	CRH Plc	New	2.42%
Ninety One Glob. Strat. Fd. - Global ..	Newmont Corporation	New	2.40%
Franklin Mutual Ser. Fds. - Quest F..	Rio Tinto plc	New	2.25%
Fidelity Inv. Funds - Global Focus ..	Smurfit Kappa Group Plc	New	2.06%
John Hancock Funds II - Global Eq..	Corteva Inc	New	1.98%
SEB Fund 1 - Global Climate Oppor..	Graphic Packaging Holdin..		1.82%
St. James's Place Unit Trust - Sust..	Koninklijke DSM N.V.	Close	-2.75%
Vanguard Global ESG Select Stock ..	Koninklijke DSM N.V.	Close	-3.17%
FTIF SICAV - Franklin Global Growt..	Koninklijke DSM N.V.	Close	-3.18%
Delaware Global Equity Fund II	Air Liquide SA	Close	-3.73%
Delaware Global Equity Fund	Air Liquide SA	Close	-3.74%
SVS Aubrey Capital Mgmt. Inv. Fu..	Sika AG	Close	-3.74%
Hermes Inv. Funds Plc - Impact O..	Koninklijke DSM N.V.	Close	-4.06%

Country Holding Changes: [Funds Invested Δ] / [Ave Wgt Δ] // Fund Flows, \$

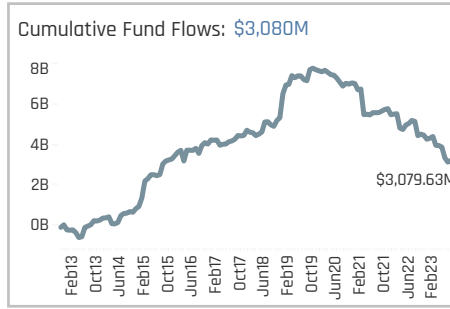
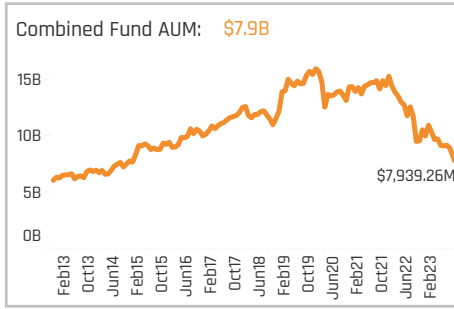
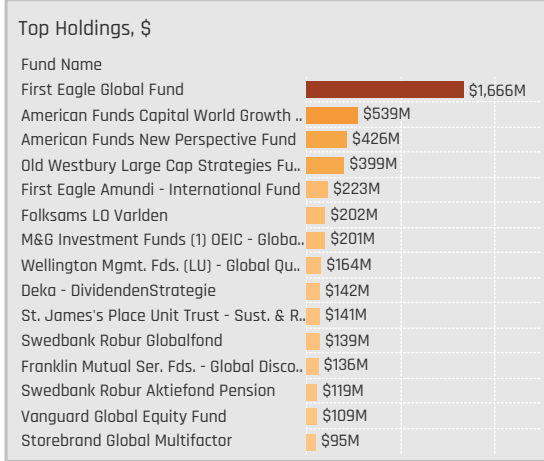
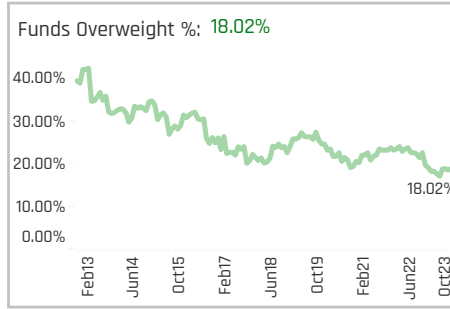
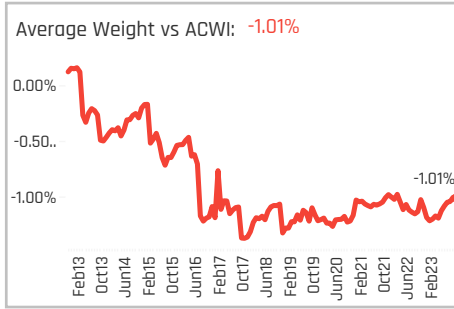
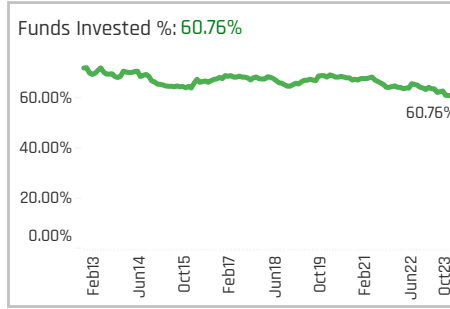
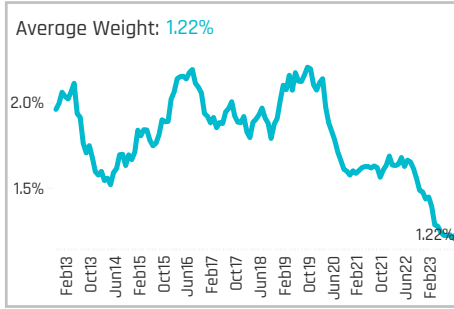
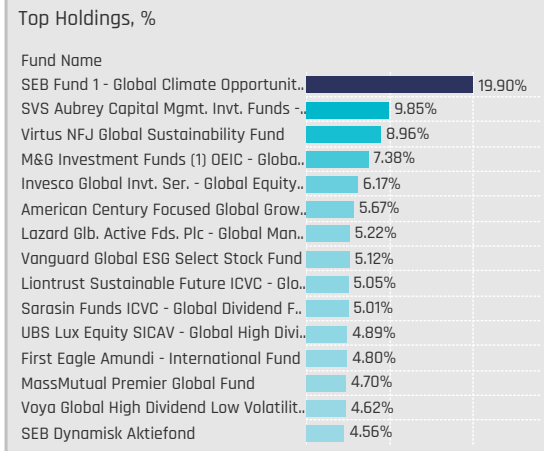
Country	Wgt Δ	Invested Δ	Flows
Germany	1.74%	0.01%	(\$88M)
United Kingdom	1.16%	0.02%	\$42M
Russia	1.16%	0.00%	\$10M
Switzerland	1.16%	-0.02%	\$93M
United States	0.58%	-0.03%	\$283M
Japan	0.29%	0.00%	(\$371M)
Ireland	0.29%	0.03%	(\$77M)
Denmark	-0.87%	-0.01%	(\$26M)
Canada	-1.45%	-0.05%	\$55M
Sweden	-1.74%	-0.02%	(\$57M)
Australia	-1.74%	-0.03%	(\$104M)
Norway	-2.03%	-0.01%	(\$9M)
Chile	-2.33%	0.00%	(\$181M)
Netherlands	-5.81%	-1.03%	(\$720M)

Largest Changes in Fund Country Weight, %

Fund Name	New a..	Country	Change
Artisan Global Equity Fund	New	France	3.01%
SWIP Overseas Growth ICVC - Global..		United States	2.48%
JOHCM Umbrella Fund Plc - Global S..	New	Ireland	2.42%
Franklin Mutual Ser. Fds. - Quest Fu..	New	United Kingdom	2.25%
AIM Fds. Grp. (IFG) - Invesco Global C..	New	United Kingdom	2.20%
Fidelity Inv. Funds - Global Focus F..	New	Ireland	2.06%
Covea Actions Monde		Canada	2.04%
Vanguard Global ESG Select Stock F..	Close	Netherlands	-3.17%
FTIF SICAV - Franklin Global Growth ..	Close	Netherlands	-3.18%
Delaware Global Equity Fund II	Close	France	-3.73%
Delaware Global Equity Fund	Close	France	-3.74%
SVS Aubrey Capital Mgmt. Inv. Fun..	Close	Switzerland	-3.74%
Hermes Inv. Funds Plc - Impact Opp..	Close	Netherlands	-4.06%
DWS Invest - CROCI Global Dividends	Close	Japan	-5.93%

Largest Fund Level Stock Inflows/Outflows, \$

Fund Name	Stock Name	New..	Flow
American Funds New Perspective F..	Rio Tinto plc	New	\$245M
American Funds New Perspective F..	Sika AG		\$208M
American Funds New Perspective F..	Corteva Inc		\$156M
American Funds Capital World Gro..	First Quantum Minerals L..		\$149M
American Funds New Perspective F..	Celanese Corporation	New	\$143M
American Funds Capital World Gro..	Albemarle Corporation		\$137M
American Funds Capital World Gro..	Celanese Corporation	New	\$118M
American Funds New Economy Fund	Sherwin-Williams Compaa..	Close	(\$159M)
St. James's Place Unit Trust - Sust..	Koninklijke DSM N.V.	Close	(\$172M)
American Funds New Perspective F..	Vale S.A.		(\$191M)
American Funds Capital World Gro..	Rio Tinto plc		(\$200M)
American Funds Capital World Gro..	Shin-Etsu Chemical Co Ltd		(\$223M)
American Funds Capital World Gro..	Vale S.A.		(\$271M)
American Funds New Perspective F..	Koninklijke DSM N.V.	Close	(\$387M)



Aggregate Stock Holdings Data, Ranked by Most Widely Held.

Ticker	Stock Name	Funds Invested %	Average Weight	Vs Benchmark	Fund AUM, \$
EQIX-US	Equinix, Inc.	12.21%	0.11%	0.00%	\$989M
PLD-US	Prologis, Inc.	11.92%	0.10%	-0.06%	\$484M
AMT-US	American Tower Corporation	11.05%	0.10%	-0.03%	\$531M
WY-US	Weyerhaeuser Company	9.30%	0.05%	0.02%	\$528M
1928-JP	Sekisui House, Ltd.	8.43%	0.06%	0.04%	\$116M
COR-US	CoreSite Realty Corporation	8.14%	0.05%	-0.01%	\$508M
CCI-US	Crown Castle Inc.	6.69%	0.02%	-0.04%	\$320M
PSA-US	Public Storage	6.40%	0.02%	-0.05%	\$116M
1113-HK	CK Asset Holdings Limited	6.40%	0.01%	-0.01%	\$247M
SPG-US	Simon Property Group, Inc.	5.52%	0.02%	-0.04%	\$130M
CBRE-US	CBRE Group, Inc. Class A	5.23%	0.03%	-0.02%	\$248M
AVB-US	AvalonBay Communities, Inc.	5.23%	0.02%	-0.01%	\$66M
1878-JP	Daito Trust Construction Co., ..	4.94%	0.01%	0.00%	\$62M
16-HK	Sun Hung Kai Properties Limit..	4.94%	0.01%	-0.03%	\$68M
823-HK	Link Real Estate Investment T..	4.36%	0.01%	0.00%	\$84M

Top Stock Holdings, %

Fund Name	Ticker	Stock Name	Percentage
MassMutual Premier Global Fund	532868-IN	DLF Limited	4.70%
Ariel Global Fund	EQC-US	Equity Commonwealth	4.24%
Invesco Global Inv. Ser. - Global Equity..	AMT-US	American Tower Corp..	4.17%
SVS Aubrey Capital Mgmt. Inv. Funds -..	532868-IN	DLF Limited	4.00%
Castle Focus Fund	EQC-US	Equity Commonwealth	3.68%
Sarasin Funds ICVC - Global Dividend F..	AMT-US	American Tower Corp..	3.09%
SVS Aubrey Capital Mgmt. Inv. Funds -..	533150-IN	Godrej Properties Limi..	3.08%
Aviva Investors SICAV - Global Equity E..	AMT-US	American Tower Corp..	3.05%
Virtus NFJ Global Sustainability Fund	ARE-US	Alexandria Real Estat..	3.00%
FTIF SICAV - Franklin Global Growth Fu..	EQIX-US	Equinix, Inc.	2.89%
Ranmore Global Equity Fund Plc	CXW-US	CoreCivic, Inc.	2.86%
AB SICAV I - Concentrated Global Equit..	AMT-US	American Tower Corp..	2.82%
SVS Aubrey Capital Mgmt. Inv. Funds -..	FSV-CA	FirstService Corp	2.77%
Virtus SGA Global Growth Fund	EQIX-US	Equinix, Inc.	2.70%
Vanguard Global ESG Select Stock Fund	WY-US	Weyerhaeuser Compa..	2.66%

Aggregate Country Holdings: [Ave Wgt] / [vs ACWI] / [Funds Invested]

Country	Ave Wgt	Vs ACWI	Funds Invested
United States	0.84%	-0.64%	51.45%
Japan	0.11%		20.35%
China & HK	0.06%	-0.18%	16.57%
United Kingdom	0.05%	0.02%	7.85%
India	0.03%	0.03%	0.87%
Singapore	0.02%	-0.03%	7.27%
Canada	0.02%	0.01%	4.36%
Australia	0.02%	-0.06%	9.01%
Switzerland	0.01%	0.01%	4.65%
Germany	0.01%	-0.03%	5.23%
France	0.01%	-0.02%	6.10%
Mexico	0.01%	0.00%	1.45%
Spain	0.01%	0.01%	0.58%
United Arab Emirates	0.00%	-0.02%	2.33%
Saudi Arabia	0.00%	0.00%	0.58%

Top Country Holdings, %

Fund Name	Country	Percentage
SEB Fund 1 - Global Climate Opportunit..	United States	10.20%
SVS Aubrey Capital Mgmt. Inv. Funds -..	India	7.08%
M&G Investment Funds (1) OEIC - Globa..	United States	5.85%
American Century Focused Global Grow..	United States	5.67%
Virtus NFJ Global Sustainability Fund	United States	5.18%
Vanguard Global ESG Select Stock Fund	United States	5.12%
Liontrust Sustainable Future ICVC - Glo..	United States	5.05%
Sarasin Funds ICVC - Global Dividend F..	United States	5.01%
UBS Lux Equity SICAV - Global High Divi..	United States	4.89%
MassMutual Premier Global Fund	India	4.70%
Ariel Global Fund	United States	4.24%
Invesco Global Inv. Ser. - Global Equity..	United States	4.17%
SEB Global Aktiefond	United States	4.02%
Lazard Glb. Active Fds. Plc - Global Man..	United States	4.01%
DPAM B - Equities World Sustainable	United States	3.82%

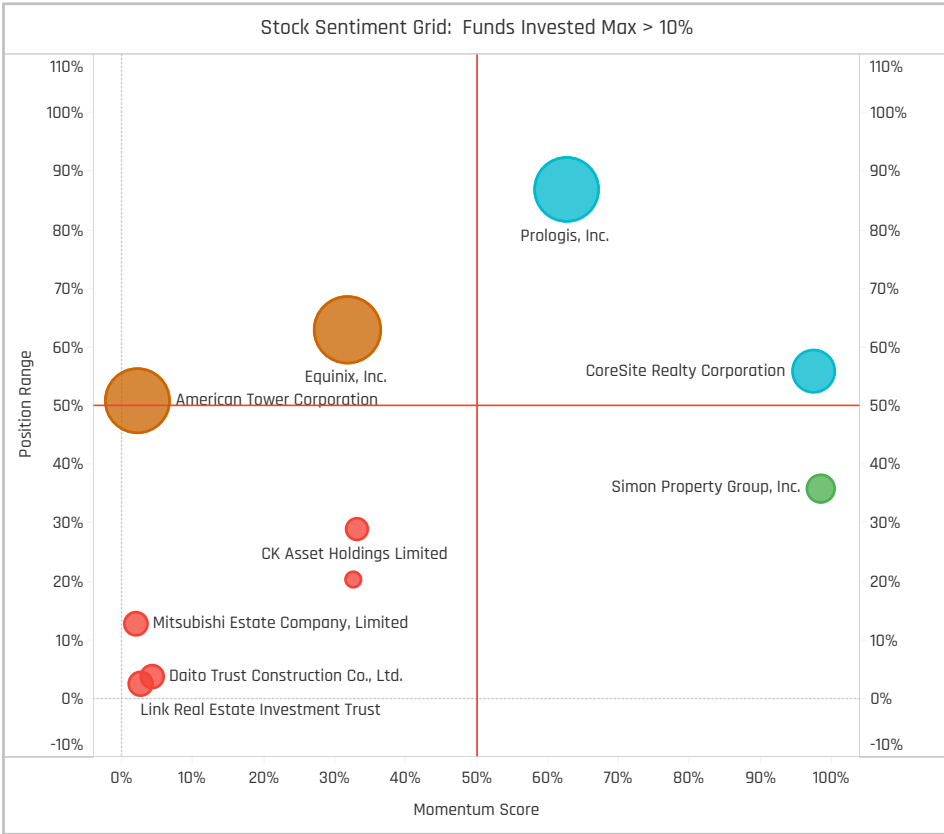
Top Stock Holdings, \$

Fund Name	Ticker	Stock Name	Amount
First Eagle Global Fund	BKG-GB	Berkeley Group Holdings..	\$331M
American Funds New Perspective Fund	EQIX-US	Equinix, Inc.	\$327M
First Eagle Global Fund	EQR-US	Equity Residential	\$316M
First Eagle Global Fund	WY-US	Weyerhaeuser Company	\$297M
American Funds Capital World Growth ..	CCI-US	Crown Castle Inc.	\$217M
First Eagle Global Fund	1113-HK	CK Asset Holdings Limit..	\$190M
Old Westbury Large Cap Strategies Fu..	COR-US	CoreSite Realty Corpora..	\$181M
First Eagle Global Fund	8802-JP	Mitsubishi Estate Comp..	\$148M
St. James's Place Unit Trust - Sust. & R..	EQIX-US	Equinix, Inc.	\$141M
Swedbank Robur Globalfond	COR-US	CoreSite Realty Corpora..	\$139M
Franklin Mutual Ser. Fds. - Global Disco..	CBRE-US	CBRE Group, Inc. Class A	\$136M
First Eagle Global Fund	BXP-US	Boston Properties, Inc.	\$132M
First Eagle Global Fund	DEI-US	Douglas Emmett, Inc	\$103M
Folksams LO Varlden	EQIX-US	Equinix, Inc.	\$102M
First Eagle Global Fund	H78-SG	Hongkong Land Holding..	\$101M

Largest Changes in Fund Weight, %

Fund Name	New or C..	Change
SVS Aubrey Capital Mgmt. Invnt. ..	New	2.19%
Jupiter Global Fund (The) - Glob..	New	1.89%
Lazard Glob. Active Fds. Plc - Glob..		1.74%
Quilter Investors Ethical Equity		1.73%
Vanguard Global ESG Select Sto..		1.65%
Schroder ISF - Global Equity Yield	New	1.49%
Handelsbanken Global Tema	New	-1.93%
SEB Fund 1 - Global Fund		-2.22%
Sarasin Funds ICVC - Thematic ..	Close	-2.27%
Swiss Life Funds (CH) Equity Glo..		-2.42%
American Century Focused Glob..		-2.45%
Wellington Mgmt. Funds (IE) Plc ..		-2.68%
Artisan Global Equity Fund	Close	-4.08%
Franklin Mutual Ser. Fds. - Ques..		

Ave Wgt Δ	Funds Invested Δ	Fund Flows, \$	Av Wgt vs ACWI Δ	Funds O/W % Δ
-0.06%	-1.74%	(\$891M)	0.18%	0.87%



Aggregate Stock Holdings Changes

Ticker	Stock Name	Funds Invested % Δ	Average Weight Δ	Fund Flows, \$
ADC-US	Agree Realty Corporation	1.16%	0.01%	\$5M
LEG-DE	LEG Immobilien SE	0.87%	0.00%	\$4M
AVB-US	AvalonBay Communities, Inc.	0.87%	0.00%	\$30M
8952-JP	Japan Real Estate Investment..	0.87%	0.00%	\$2M
VICI-US	VICI Properties Inc	0.87%	0.00%	\$8M
SPG-US	Simon Property Group, Inc.	0.58%	0.01%	\$15M
PSA-US	Public Storage	0.58%	-0.01%	(\$13M)
VNA-DE	Vonovia SE	-0.87%	0.00%	(\$8M)
AMT-US	American Tower Corporation	-0.87%	0.00%	(\$66M)
8802-JP	Mitsubishi Estate Company, Li..	-1.16%	0.00%	(\$94M)
823-HK	Link Real Estate Investment Tr..	-1.16%	-0.01%	(\$20M)
1972-HK	Swire Properties Limited	-1.16%	0.00%	\$1M
REG-US	Regency Centers Corporation	-1.16%	0.00%	(\$6M)
LSI-US	Life Storage, Inc.	-1.74%	-0.01%	(\$148M)

Largest Fund Flows, \$

Fund Name	New or Cl..	Flow
Handelsbanken Global Tema	New	\$54M
Vanguard Global ESG Select St..		\$27M
Swedbank Robur Globalfond		\$26M
Folksam LO Varlden		\$19M
Jupiter Global Fund (The) - Glob..	New	\$14M
Federated Hermes Invnt. Funds ..		\$13M
Eaton Vance Richard Bernstein ..		\$11M
Franklin Mutual Ser. Fds. - Glob..		(\$59M)
First Eagle Global Fund		(\$65M)
Wellington Mgmt. Fds. (LU) - Gl..		(\$81M)
Franklin Mutual Ser. Fds. - Ques..		(\$91M)
American Funds Capital World ..		(\$106M)
American Funds New Economy ..		(\$116M)
American Funds New Perspecti..		(\$294M)

Largest Fund Level Changes in Stock Weight, %

Fund Name	Stock Name	New ..	Change
SVS Aubrey Capital Mgmt. Invnt. Fu..	DLF Limited	New	4.00%
SVS Aubrey Capital Mgmt. Invnt. Fu..	Godrej Properties Limited	New	3.08%
SVS Aubrey Capital Mgmt. Invnt. Fu..	FirstService Corp	New	2.77%
Vanguard Global ESG Select Stock ..	Weyerhaeuser Company	New	2.66%
Jupiter Global Fund (The) - Global ..	Paramount Group, Inc.	New	2.19%
Quilter Investors Ethical Equity	Equinix, Inc.	New	2.03%
SEB Fund 1 - Global Climate Oppor..	Kleppierre SA		1.72%
UBS (Lux) Key Selection SICAV - Gl..	Life Storage, Inc.	Close	-1.65%
American Century Focused Global ..	Equinix, Inc.		-1.76%
Franklin Mutual Ser. Fds. - Quest F..	Vornado Realty Trust	Close	-1.79%
Sarasin Funds ICVC - Thematic Glo..	Equinix, Inc.	Close	-2.22%
Artemis Global Income Fund	Weyerhaeuser Company	Close	-2.36%
SEB Fund 1 - Global Climate Oppor..	Equinix, Inc.	Close	-2.57%
Artisan Global Equity Fund	KE Holdings Inc Class A	Close	-2.68%

Country Holding Changes: [Funds Invested Δ] / [Ave Wgt Δ] // Fund Flows, \$

Country	Ave Wgt Δ	Funds Invested Δ	Fund Flows, \$
United States	0.58%	0.05%	(\$525M)
South Africa	0.58%	0.00%	\$1M
Mexico	0.58%	0.00%	\$0M
Luxembourg	0.58%	0.00%	\$1M
Israel	0.29%	0.00%	\$0M
Chile	0.29%	0.00%	\$0M
Brazil	0.29%	0.00%	\$1M
Philippines	-0.29%	0.00%	(\$1M)
Japan	-0.29%	0.00%	(\$76M)
France	-0.29%	0.00%	(\$15M)
Germany	-0.58%	0.00%	(\$6M)
India	-0.87%	0.02%	(\$61M)
United Kingdom	-1.74%	-0.01%	(\$33M)
China & HK	-2.62%	-0.04%	(\$109M)

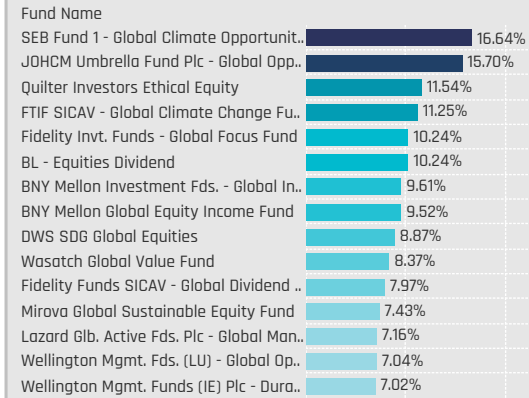
Largest Changes in Fund Country Weight, %

Fund Name	New a..	Country	Change
SVS Aubrey Capital Mgmt. Invnt. Fun..	New	India	7.08%
SVS Aubrey Capital Mgmt. Invnt. Fun..	New	Canada	2.77%
Jupiter Global Fund (The) - Global V..	New	United States	2.19%
Quilter Investors Ethical Equity	New	United States	2.03%
Vanguard Global ESG Select Stock F..		United States	1.73%
Schroder ISF - Global Equity Yield	New	United States	1.65%
SEB Fund 1 - Global Climate Opportu..		France	1.57%
Swiss Life Funds (CH) Equity Global ..		United States	-2.11%
Sarasin Funds ICVC - Thematic Glob..	Close	United States	-2.22%
Artemis Global Income Fund	Close	United States	-2.36%
American Century Focused Global G..		United States	-2.42%
Wellington Mgmt. Funds (IE) Plc - Gl..		United States	-2.45%
Artisan Global Equity Fund	Close	China & HK	-2.68%
Franklin Mutual Ser. Fds. - Quest Fu..		United States	-3.31%

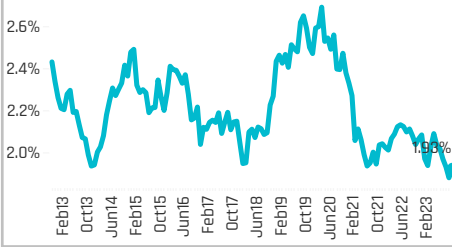
Largest Fund Level Stock Inflows/Outflows, \$

Fund Name	Stock Name	New..	Flow
Handelsbanken Global Tema	FirstService Corp	New	\$54M
T Rowe Price Global Stock Fund	AvalonBay Communities, ..	New	\$32M
Vanguard Global ESG Select Stock ..	Weyerhaeuser Company	New	\$29M
Swedbank Robur Globalfond	CoreSite Realty Corporat..		\$26M
SEB Dynamisk Aktiefond	Host Hotels & Resorts, Inc.	New	\$25M
Swedbank Robur Aktiefond Pension	Sun Hung Kai Properties ..	New	\$21M
American Funds Capital World Gro..	Iron Mountain, Inc.		\$21M
Franklin Mutual Ser. Fds. - Global Di..	Life Storage, Inc.	Close	(\$50M)
American Funds New Perspective F..	American Tower Corporat..	Close	(\$57M)
American Funds New Economy Fund	Embassy Office Parks REIT	Close	(\$63M)
First Eagle Global Fund	Mitsubishi Estate Compa..		(\$70M)
American Funds Capital World Gro..	W. P. Carey Inc.	Close	(\$75M)
Wellington Mgmt. Fds. (LU) - Global..	Life Storage, Inc.	Close	(\$81M)
American Funds New Perspective F..	Goodman Group		(\$120M)

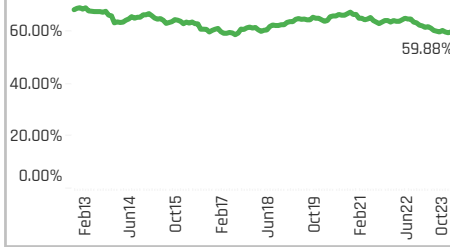
Top Holdings, %



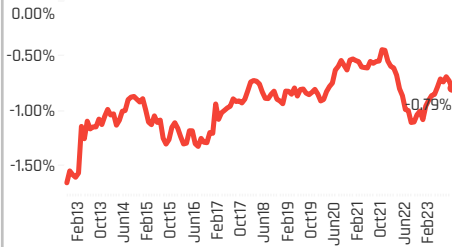
Average Weight: **1.93%**



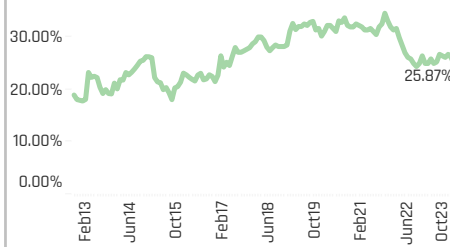
Funds Invested %: **59.88%**



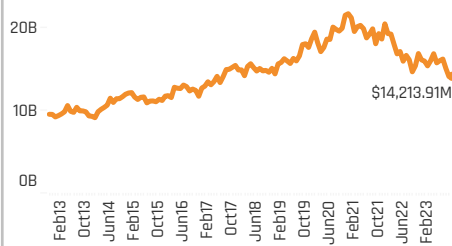
Average Weight vs ACWI: **-0.79%**



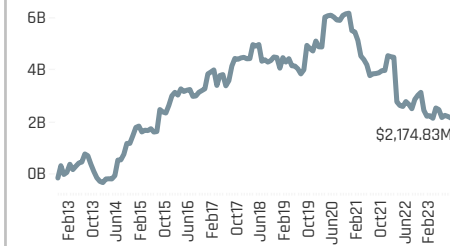
Funds Overweight %: **25.87%**



Combined Fund AUM: **\$14.2B**



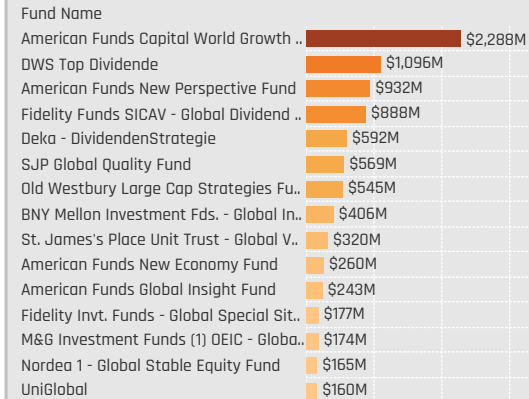
Cumulative Fund Flows: **\$2,175M**



Aggregate Stock Holdings Data, Ranked by Most Widely Held.

Ticker	Stock Name	Funds Invested %	Average Weight	Vs Benchmark	Fund AUM, \$
NEE-US	NextEra Energy, Inc.	14.83%	0.14%	-0.06%	\$1,367M
IBE-ES	Iberdrola SA	13.66%	0.11%	-0.02%	\$955M
ENEL-IT	Enel SpA	9.30%	0.07%	-0.02%	\$798M
ENGI-FR	ENGIE SA.	9.01%	0.05%	0.00%	\$818M
EXC-US	Exelon Corporation	8.72%	0.08%	0.01%	\$402M
NG-GB	National Grid plc	8.43%	0.07%	-0.01%	\$524M
ED-US	Consolidated Edison, Inc.	8.14%	0.05%	0.01%	\$126M
SSE-GB	SSE plc	7.27%	0.09%	0.04%	\$346M
ORSTED-DK	Orsted	7.27%	0.04%	0.03%	\$306M
EOAN-DE	E.ON SE	7.27%	0.04%	0.00%	\$593M
EIX-US	Edison International	6.69%	0.03%	0.00%	\$528M
LNG-US	Cheniere Energy, Inc.	6.10%	0.05%	-0.02%	\$191M
SRE-US	Sempra Energy	5.81%	0.05%	-0.02%	\$745M
RWE-DE	RWE AG	5.81%	0.05%	0.01%	\$202M
PEG-US	Public Service Enterprise Grou..	5.81%	0.04%	-0.02%	\$357M

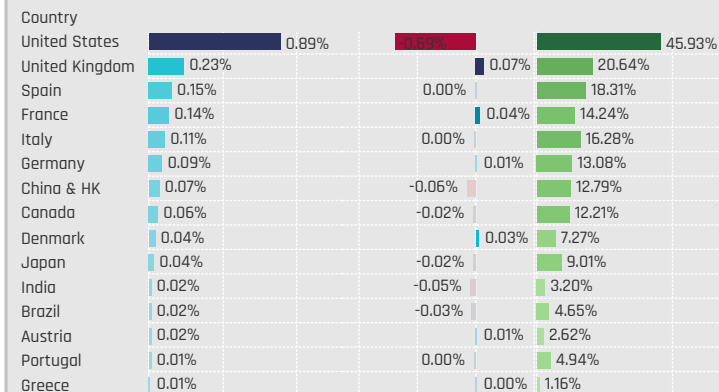
Top Holdings, \$



Top Stock Holdings, %

Fund Name	Ticker	Stock Name	Weight (%)
FTIF SICAV - Global Climate Change Fu..	SSE-GB	SSE plc	4.43%
DWS SDG Global Equities	VIE-FR	Veolia Environnement	4.40%
JOHCM Umbrella Fund Plc - Global Opp..	SRE-US	Sempra Energy	4.32%
Goldman Sachs Funds III - Global Equit..	AWK-US	American Water Work..	4.30%
BL - Equities Dividend	NG-GB	National Grid plc	4.13%
FTIF SICAV - Global Climate Change Fu..	533098-IN	NHPC Limited	3.84%
Ariel Global Fund	ELE-ES	Endesa S.A.	3.82%
Fidelity Invt. Funds - Global Focus Fund	SSE-GB	SSE plc	3.81%
Fidelity Invt. Funds - Global Focus Fund	NEE-US	NextEra Energy, Inc.	3.80%
BL - Equities Dividend	UU-GB	United Utilities Group ..	3.80%
Wasatch Global Value Fund	DUK-US	Duke Energy Corporati..	3.75%
JOHCM Umbrella Fund Plc - Global Opp..	EXC-US	Exelon Corporation	3.69%
Wellington Mgmt. Funds (IE) Plc - Dura..	BWXT-US	BWX Technologies, Inc.	3.66%
Wasatch Global Value Fund	EXC-US	Exelon Corporation	3.61%
Wellington Mgmt. Funds (IE) Plc - Dura..	ENGI-FR	ENGIE SA.	3.35%

Aggregate Country Holdings: [Ave Wgt] / [vs ACWI] / [Funds Invested]



Top Country Holdings, %

Fund Name	Country	Weight (%)
JOHCM Umbrella Fund Plc - Global Opp..	United States	15.70%
BL - Equities Dividend	United Kingdom	10.24%
Wasatch Global Value Fund	United States	8.37%
BNY Mellon Investment Fds. - Global In..	United States	6.05%
BNY Mellon Global Equity Income Fund	United States	6.00%
Wellington Mgmt. Fds. (LU) - Global Op..	United States	5.61%
Voya Global High Dividend Low Volatilit..	United States	5.48%
Franklin Mutual Ser. Fds. - Quest Fund	United States	5.47%
SEB Fund 1 - Global Climate Opportunit..	United Kingdom	5.32%
UBS (Lux) Equity SICAV - Global Income..	United States	5.26%
UniValueFonds: Global	United States	5.17%
Covea Actions Monde	United States	5.05%
Lazard Glb. Active Fds. Plc - Global Man..	United States	4.60%
FTIF SICAV - Global Climate Change Fu..	United Kingdom	4.43%
DWS SDG Global Equities	France	4.40%

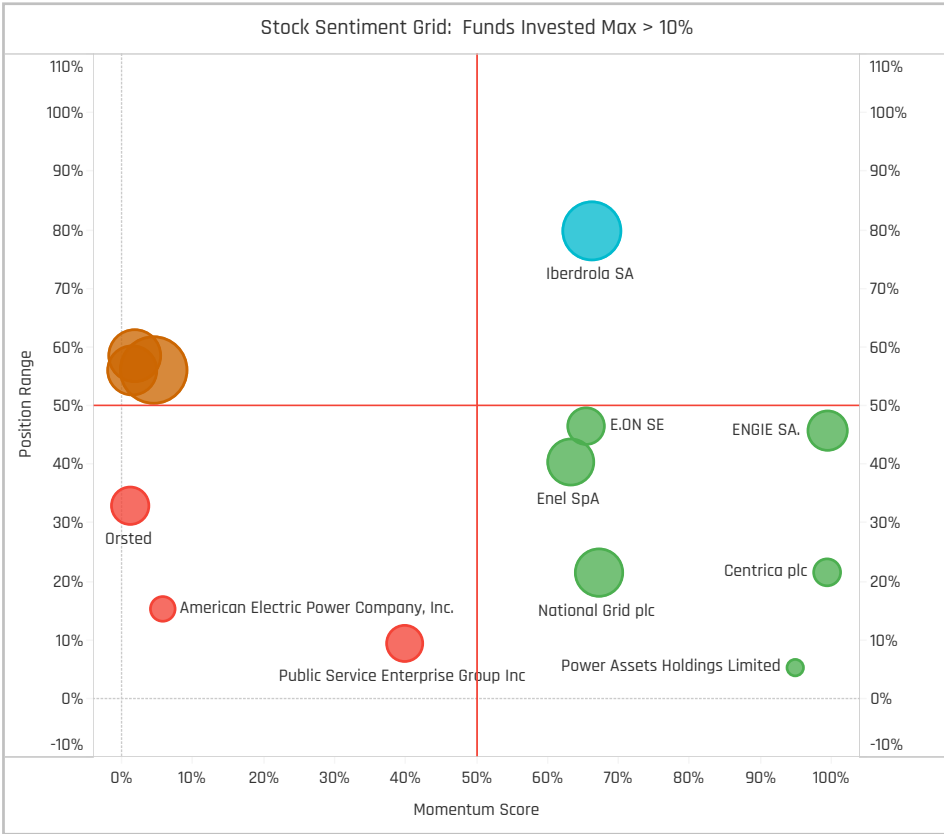
Top Stock Holdings, \$

Fund Name	Ticker	Stock Name	Amount (\$)
American Funds New Perspective Fund	SRE-US	Sempra Energy	\$373M
Fidelity Funds SICAV - Global Dividend ..	IBE-ES	Iberdrola SA	\$334M
American Funds New Perspective Fund	ENGI-FR	ENGIE SA.	\$331M
DWS Top Dividende	WEC-US	WEC Energy Group Inc	\$320M
American Funds Capital World Growth ..	EOAN-DE	E.ON SE	\$298M
American Funds Capital World Growth ..	DTE-US	DTE Energy Company	\$265M
Fidelity Funds SICAV - Global Dividend ..	NG-GB	National Grid plc	\$260M
DWS Top Dividende	NEE-US	NextEra Energy, Inc.	\$256M
American Funds Capital World Growth ..	CEG-US	Constellation Energy Co..	\$230M
American Funds Capital World Growth ..	PCG-US	PG&E Corporation	\$217M
American Funds Capital World Growth ..	ENGI-FR	ENGIE SA.	\$212M
DWS Top Dividende	ENEL-IT	Enel SpA	\$209M
St. James's Place Unit Trust - Global V..	EIX-US	Edison International	\$206M
American Funds Capital World Growth ..	EIX-US	Edison International	\$192M
Old Westbury Large Cap Strategies Fu..	NEE-US	NextEra Energy, Inc.	\$191M

Largest Changes in Fund Weight, %

Fund Name	New or C..	Change
Wellington Mgmt. Funds (IE) Plc ..		4.15%
Franklin Mutual Ser. Fds. - Ques..		3.87%
Fidelity Invnt. Funds - Global Focu..		2.96%
Sarasin Funds ICVC - Global Divi..	New	1.91%
Merian Investment Funds Series..		1.68%
Candriam Equities L - Global De..		1.57%
SEB Fund 1 - Global Fund		1.45%
Hermes Invnt. Funds Plc - Impact ..		-2.15%
Artemis Global Income Fund	Close	-2.27%
JOHCM Umbrella Fund Plc - Glob..	Close	-2.37%
Eaton Vance Richard Bernstein ..		-2.55%
T Rowe Price Global Value Equit..		-2.80%
BNY Mellon Investment Fds. - Gl..	Close	-2.88%
Danske Invest Global Sustainabl..		-4.15%

Ave Wgt Δ	Funds Invested Δ	Fund Flows, \$	Av Wgt vs ACWI Δ	Funds O/W % Δ
-0.16%	-0.29%	(\$384M)	0.06%	0.58%



Aggregate Stock Holdings Changes

Ticker	Stock Name	Funds Invested % Δ	Average Weight Δ	Fund Flows, \$
CNA-GB	Centrica plc	1.45%	0.01%	\$9M
ENGI-FR	ENGIE SA	1.45%	0.01%	\$77M
VIE-FR	Veolia Environnement SA	1.16%	0.00%	\$22M
NPI-CA	Northland Power Inc.	1.16%	0.00%	\$5M
BKW-CH	BKW AG	1.16%	0.00%	\$2M
NG-GB	National Grid plc	0.87%	0.00%	\$21M
NWE-US	NorthWestern Corporation	0.87%	0.00%	\$1M
NI-US	NiSource Inc	-1.16%	0.00%	(\$4M)
DTE-US	DTE Energy Company	-1.16%	0.00%	(\$37M)
ANE-ES	Corporacion Acciona Energias ..	-1.16%	-0.01%	(\$17M)
CMS-US	CMS Energy Corporation	-1.16%	0.00%	\$0M
EXC-US	Exelon Corporation	-1.45%	-0.01%	(\$28M)
FE-US	FirstEnergy Corp.	-1.45%	0.00%	\$106M
D-US	Dominion Energy Inc	-1.74%	-0.01%	(\$50M)

Largest Fund Flows, \$

Fund Name	New or Cl..	Flow
Franklin Mutual Ser. Fds. - Ques..		\$88M
JPMorgan Investment Funds - ..		\$51M
American Funds Global Insight ..		\$49M
AB SICAV I - Low Volatility Equi..		\$44M
JPMorgan Investment Funds - ..		\$43M
Swiss Life Funds (CH) Equity Gl..		\$34M
Candriam Equities L - Global De..		\$30M
Robeco Capital Gr. Fds. - BP Glo..		(\$35M)
JOHCM Umbrella Fund Plc - Glo..	Close	(\$35M)
BNY Mellon Investment Fds. - G..	Close	(\$40M)
Fidelity Funds SICAV - Global Di..		(\$49M)
American Funds New Economy ..		(\$74M)
American Funds New Perspecti..		(\$97M)
American Funds Capital World ..		(\$332M)

Largest Fund Level Changes in Stock Weight, %

Fund Name	Stock Name	New ..	Change
Fidelity Invnt. Funds - Global Focus ..	NextEra Energy, Inc.	New	3.80%
Wellington Mgmt. Funds (IE) Plc - ..	ENGIE SA	New	3.35%
DWS Concept DJE Globale Aktien	Cheniere Energy, Inc.	New	2.28%
Sarasin Funds ICVC - Global Divide..	Hydro One Limited	New	1.91%
Franklin Mutual Ser. Fds. - Quest F..	PPL Corporation	New	1.91%
Quilter Investors Ethical Equity	Renewables Infrastructur..	New	1.75%
Franklin Mutual Ser. Fds. - Quest F..	AES Corporation	New	1.70%
Baring Global Umbrella Fund - Glo..	DCC Plc	Close	-1.68%
BNY Mellon Investment Fds. - Glob..	Exelon Corporation	Close	-1.81%
FTIF SICAV - Global Climate Chang..	E.ON SE	Close	-2.24%
Artemis Global Income Fund	PPL Corporation	Close	-2.27%
SEB Fund 1 - Global Climate Oppor..	Corporacion Acciona Ener..	Close	-2.31%
JOHCM Umbrella Fund Plc - Global ..	Orsted	Close	-2.37%
Danske Invest Global Sustainable ..	NextEra Energy, Inc.	Close	-3.31%

Country Holding Changes: [Funds Invested Δ] / [Ave Wgt Δ] // Fund Flows, \$

Country	Change	Fund Flows, \$
Chile	1.74%	\$3M
Switzerland	1.16%	\$2M
France	1.16%	\$98M
Sweden	0.58%	\$0M
United Kingdom	0.29%	\$67M
Singapore	0.29%	\$3M
Lithuania	0.29%	\$0M
Brazil	-0.58%	\$0M
Spain	-0.58%	(\$203M)
Austria	-0.87%	\$2M
Ireland	-0.87%	(\$3M)
Denmark	-0.87%	(\$122M)
Portugal	-1.16%	(\$26M)
United States	-2.33%	\$154M

Largest Changes in Fund Country Weight, %

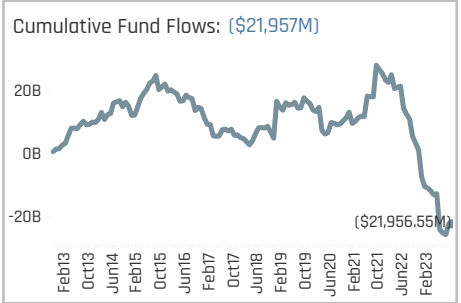
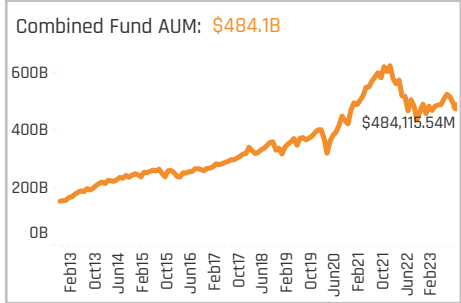
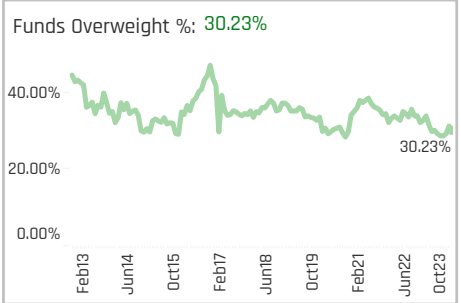
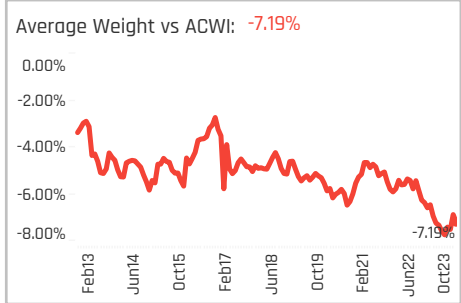
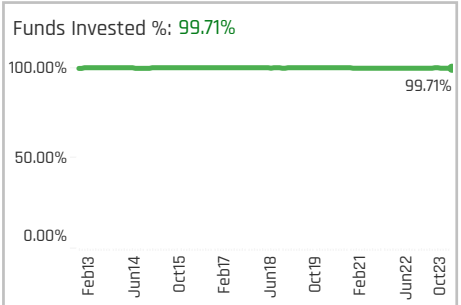
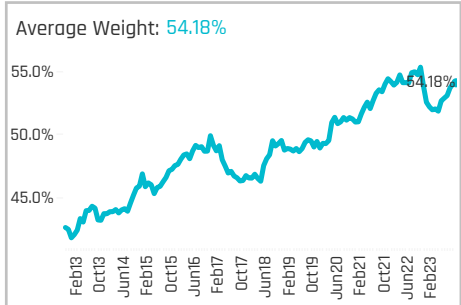
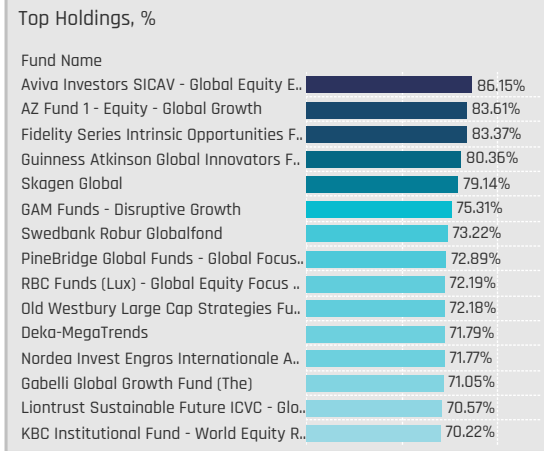
Fund Name	New o..	Country	Change
Franklin Mutual Ser. Fds. - Quest Fu..		United States	3.87%
Wellington Mgmt. Funds (IE) Plc - D..	New	France	3.35%
Fidelity Invnt. Funds - Global Focus F..		United States	3.23%
Kepler Risk Select Aktienfonds		China & HK	2.83%
SEB Fund 1 - Global Climate Opportu..	New	China & HK	2.36%
DWS Concept DJE Globale Aktien	New	United States	2.28%
Sarasin Funds ICVC - Global Dividen..	New	Canada	1.91%
FTIF SICAV - Global Climate Change ..	Close	Germany	-2.24%
Artemis Global Income Fund	Close	United States	-2.27%
JOHCM Umbrella Fund Plc - Global S..	Close	Denmark	-2.37%
Kepler Risk Select Aktienfonds	Close	United States	-2.40%
T Rowe Price Global Value Equity Fu..		United States	-2.94%
SEB Fund 1 - Global Climate Opportu..	Close	Spain	-3.02%
Danske Invest Global Sustainable F..	Close	United States	-3.31%

Largest Fund Level Stock Inflows/Outflows, \$

Fund Name	Stock Name	New..	Flow
American Funds Capital World Gro..	Constellation Energy Cor..		\$126M
American Funds Capital World Gro..	Duke Energy Corporation	New	\$116M
American Funds Capital World Gro..	FirstEnergy Corp.	New	\$115M
American Funds New Perspective F..	ENGIE SA		\$77M
DWS Top Dividende	NextEra Energy, Inc.		\$55M
Franklin Mutual Ser. Fds. - Quest Fu..	AES Corporation	New	\$43M
Franklin Mutual Ser. Fds. - Quest Fu..	PPL Corporation	New	\$38M
American Funds New Economy Fund	PG&E Corporation		(\$58M)
American Funds Capital World Gro..	NextEra Energy, Inc.		(\$83M)
American Funds Capital World Gro..	PG&E Corporation		(\$93M)
American Funds Capital World Gro..	Power Grid Corporation o..		(\$116M)
American Funds Capital World Gro..	Enel SpA	Close	(\$127M)
American Funds New Perspective F..	AES Corporation		(\$138M)
American Funds Capital World Gro..	Iberdrola SA		(\$196M)

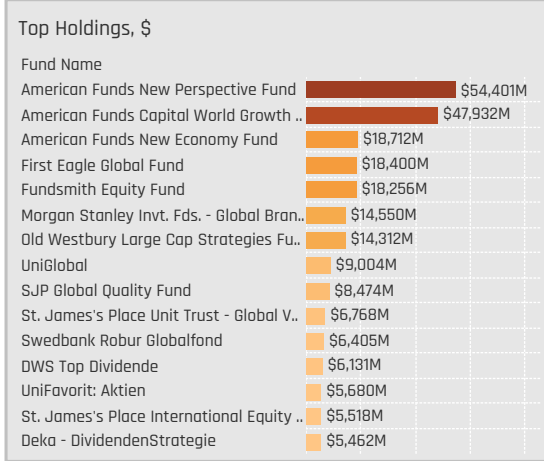
Country Profiles





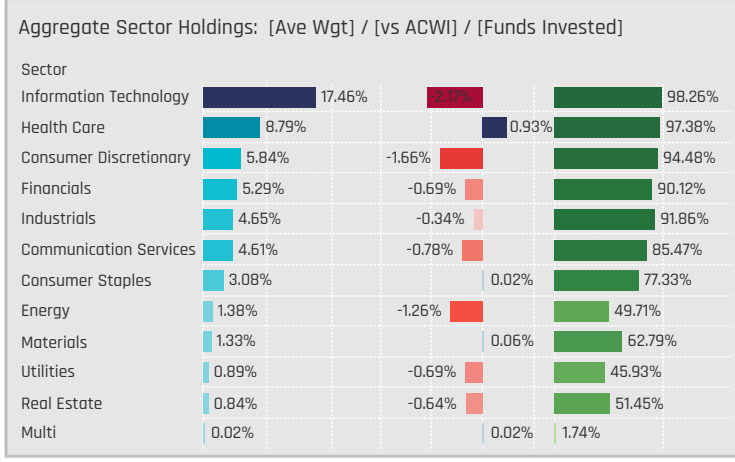
Aggregate Stock Holdings Data, Ranked by Most Widely Held.

Ticker	Stock Name	Funds Invested %	Average Weight	Vs Benchmark	Fund AUM, \$
MSFT-US	Microsoft Corporation	75.58%	3.58%	-0.46%	\$36,505M
GOOGL-US	Alphabet Inc. Class A	52.03%	1.41%	0.16%	\$10,714M
AMZN-US	Amazon.com, Inc.	49.42%	1.51%	-0.57%	\$10,591M
UNH-US	UnitedHealth Group Incorpora..	47.97%	0.98%	0.14%	\$9,312M
V-US	Visa Inc. Class A	44.48%	1.01%	0.36%	\$9,527M
AAPL-US	Apple Inc.	42.73%	1.47%	-3.06%	\$11,581M
MA-US	Mastercard Incorporated Clas..	40.99%	0.83%	0.28%	\$5,712M
NVDA-US	NVIDIA Corporation	40.41%	1.00%	-0.70%	\$8,621M
TMO-US	Thermo Fisher Scientific Inc.	36.05%	0.55%	0.26%	\$5,342M
ADBE-US	Adobe Incorporated	34.59%	0.59%	0.18%	\$3,459M
MRK-US	Merck & Co., Inc.	33.72%	0.45%	0.02%	\$2,609M
META-US	Meta Platforms Inc. Class A	33.14%	0.81%	-0.33%	\$12,023M
ACN-US	Accenture Plc Class A	31.98%	0.46%	0.15%	\$4,139M
LLY-US	Eli Lilly and Company	31.40%	0.58%	-0.17%	\$7,938M
PG-US	Procter & Gamble Company	30.52%	0.43%	-0.17%	\$3,415M



Top Stock Holdings, %

Fund Name	Ticker	Stock Name	Weight
MassMutual Premier Global Fund	GOOGL-US	Alphabet Inc. Class A	12.16%
Mundoval Fund	MA-US	Mastercard Incorporat..	11.76%
Invesco Global Inv. Ser. - Global Focus ..	META-US	Meta Platforms Inc. Cl..	10.77%
GAM Funds - Disruptive Growth	MSFT-US	Microsoft Corporation	10.70%
Mundoval Fund	AAPL-US	Apple Inc.	10.67%
Castle Focus Fund	BRK.B-US	Berkshire Hathaway I..	10.44%
Fundsmith Equity Fund	MSFT-US	Microsoft Corporation	10.29%
JPMorgan Funds - Global Growth Fund	MSFT-US	Microsoft Corporation	10.27%
AZ Fund 1 - Equity - Global Growth	MSFT-US	Microsoft Corporation	10.19%
Morgan Stanley Inv. Fds. - Global Opp..	UBER-US	Uber Technologies, Inc.	10.12%
Ninety One Glob. Strat. Fd. - Global Quali..	V-US	Visa Inc. Class A	9.79%
Ninety One Glob. Strat. Fd. - Global Fran..	V-US	Visa Inc. Class A	9.52%
Columbia Select Global Equity Fund	MSFT-US	Microsoft Corporation	9.47%
AZ Fund 1 - Equity - Global Growth	AAPL-US	Apple Inc.	9.37%
BNY Mellon Worldwide Growth Fund	MSFT-US	Microsoft Corporation	9.35%



Top Sector Holdings, %

Fund Name	Sector	Weight
Guinness Atkinson Global Innovators F..	Information Technology	50.86%
GAM Funds - Disruptive Growth	Information Technology	48.13%
GAM Star Fund Plc - Worldwide Equity	Information Technology	42.14%
Polen Global Growth Fund	Information Technology	41.35%
AZ Fund 1 - Equity - Global Growth	Information Technology	41.10%
PGIM Jennison Global Opportunities Fu..	Information Technology	38.48%
FTIF SICAV - Franklin Global Growth Fu..	Information Technology	34.82%
Ninety One Glob. Strat. Fd. - Global Fran..	Information Technology	34.41%
Artisan Global Discovery Fund	Information Technology	33.93%
Ninety One Glob. Strat. Fd. - Global Quali..	Information Technology	33.65%
Allianz Interglobal	Information Technology	33.40%
Liontrust Investment Funds I - Global I..	Information Technology	32.96%
Ninety One Glob. Strat. Fd. - Global Quali..	Information Technology	32.76%
Erste Responsible Stock Global	Information Technology	32.16%
Virtus NFI Global Sustainability Fund	Information Technology	32.07%

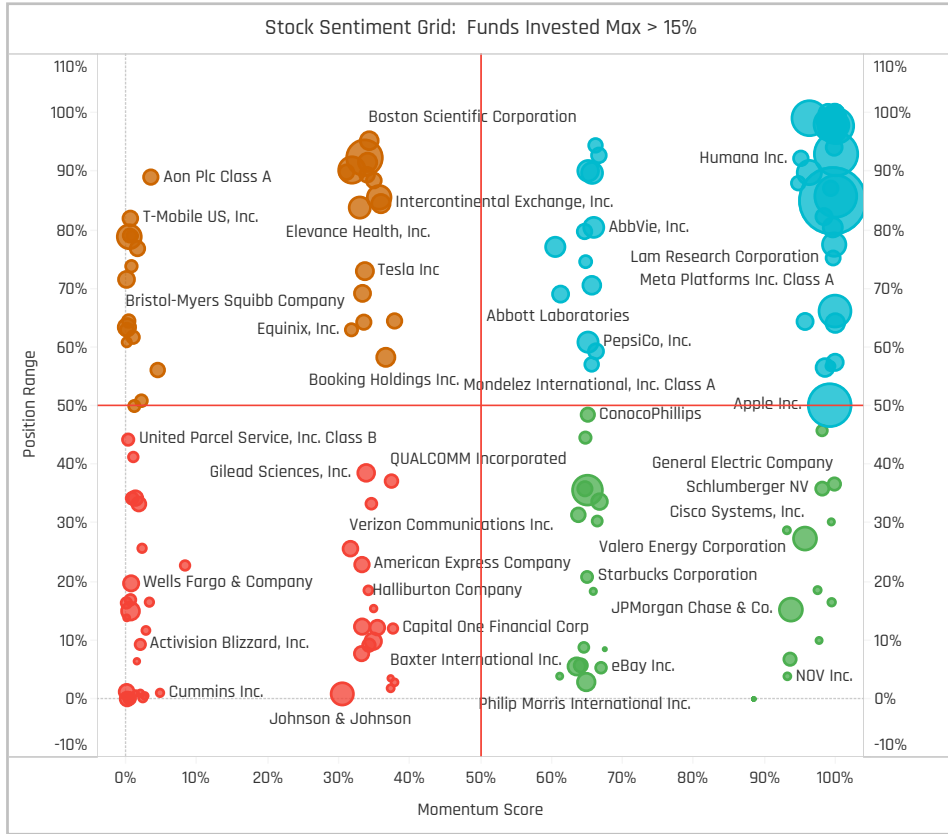
Top Stock Holdings, \$

Fund Name	Ticker	Stock Name	Value
American Funds New Perspective Fund	MSFT-US	Microsoft Corporation	\$5,609M
American Funds Capital World Growth ..	MSFT-US	Microsoft Corporation	\$4,090M
American Funds Capital World Growth ..	AVGO-US	Broadcom Inc.	\$3,788M
Fundsmith Equity Fund	MSFT-US	Microsoft Corporation	\$2,868M
American Funds New Perspective Fund	META-US	Meta Platforms Inc. Clas..	\$2,689M
American Funds New Perspective Fund	AVGO-US	Broadcom Inc.	\$2,491M
American Funds Capital World Growth ..	UNH-US	UnitedHealth Group Inco..	\$2,337M
American Funds New Perspective Fund	LLY-US	Eli Lilly and Company	\$2,148M
American Funds New Perspective Fund	TSLA-US	Tesla Inc	\$2,114M
American Funds Capital World Growth ..	LLY-US	Eli Lilly and Company	\$1,772M
Morgan Stanley Inv. Fds. - Global Bran..	MSFT-US	Microsoft Corporation	\$1,692M
American Funds Capital World Growth ..	PM-US	Philip Morris Internation..	\$1,658M
Fundsmith Equity Fund	META-US	Meta Platforms Inc. Clas..	\$1,632M
American Funds New Economy Fund	MSFT-US	Microsoft Corporation	\$1,604M
American Funds Capital World Growth ..	ABT-US	Abbott Laboratories	\$1,437M

Largest Changes in Fund Weight, %

Fund Name	New or C..	Change
Delaware Global Equity Fund		27.62%
Delaware Global Equity Fund II		16.20%
PGIM Jennison Global Opportuni..		14.14%
AIM Fds. Grp. (IFG) - Invesco Glo..		11.29%
Baring Global Umbrella Fund - Gl..		9.99%
DWS Invest - CROCI Global Divid..		9.75%
T Rowe Price Global Stock Fund		-4.83%
Fundsmith Equity Fund		-5.59%
Castle Focus Fund		-5.78%
Mundoval Fund		-5.78%
FTIF SICAV - Growth (Euro) Fund		-6.56%
Sarasin Funds ICVC - Global Divi..		-6.93%
Artemis Global Income Fund		-9.86%
BNY Mellon Investment Fds. - Gl..		-13.76%

Ave Wgt Δ	Funds Invested Δ	Fund Flows, \$	Av Wgt vs ACWI Δ	Funds O/W % Δ
2.25%	-0.29%	(\$9,144M)	0.13%	0.00%



Largest Fund Flows, \$

Fund Name	New or Cl..	Flow
PGIM Jennison Global Opportun..		\$551M
T Rowe Price Global Stock Fund		\$486M
Deka - GlobalChampions CF/TF		\$424M
BlackRock Global Funds - Syste..		\$316M
Dodge & Cox Global Stock Fund		\$268M
Guinness Asset Mgmt. Fund Plc..		\$260M
BNY Mellon Investment Fds. - G..		\$237M
Franklin Mutual Ser. Fds. - Glob..		(\$374M)
First Eagle Global Fund		(\$416M)
FTIF SICAV - Growth (Euro) Fund		(\$491M)
SEB Fund 1 - Global Fund		(\$770M)
American Funds Capital World ..		(\$1,891M)
American Funds New Perspecti..		(\$1,938M)
Fundsmith Equity Fund		(\$3,000M)

Aggregate Stock Holdings Changes

Ticker	Stock Name	Funds Invested % Δ	Average Weight Δ	Fund Flows, \$
NVDA-US	NVIDIA Corporation	7.56%	0.35%	\$782M
KVUE-US	Kenvue, Inc.	4.94%	0.04%	\$318M
AMZN-US	Amazon.com, Inc.	4.94%	0.51%	\$443M
CRM-US	Salesforce, Inc.	3.49%	0.05%	\$387M
LLY-US	Eli Lilly and Company	3.20%	0.17%	(\$392M)
AVGO-US	Broadcom Inc.	3.20%	0.10%	(\$939M)
DECK-US	Deckers Outdoor Corporation	2.91%	0.01%	\$54M
PFE-US	Pfizer Inc.	-2.33%	-0.04%	(\$195M)
HRB-US	H&R Block, Inc.	-2.62%	-0.01%	(\$18M)
BMJ-US	Bristol-Myers Squibb Company	-2.91%	-0.09%	(\$134M)
DG-US	Dollar General Corporation	-3.20%	-0.04%	\$23M
PYPL-US	PayPal Holdings, Inc.	-3.20%	-0.07%	(\$743M)
DIS-US	Walt Disney Company	-3.20%	-0.05%	\$189M
KEYS-US	Keysight Technologies Inc	-3.20%	-0.04%	(\$89M)

Largest Fund Level Changes in Stock Weight, %

Fund Name	Stock Name	New ..	Change
Ninety One Glob. Strat. Fd. - Global ..	Amazon.com, Inc.	New	4.95%
Longleaf Partners Global Fund	Live Nation Entertainmen..		4.67%
Quilter Investors Series I - Global ..	Apple Inc.	New	4.61%
Delaware Global Equity Fund	Microsoft Corporation	New	4.57%
Delaware Global Equity Fund II	Microsoft Corporation	New	4.51%
Ninety One Glob. Strat. Fd. - Global ..	Amazon.com, Inc.	New	4.42%
Carmignac Investissement	Meta Platforms Inc. Class..	New	4.37%
SVS Aubrey Capital Mgmt. Invnt. Fu..	STAAR Surgical Company	Close	-3.93%
AIM Fds. Grp. (IFG) - Invesco Global..	Aon Plc Class A	Close	-3.97%
Carmignac Investissement	Oracle Corporation		-4.17%
SVS Aubrey Capital Mgmt. Invnt. Fu..	Ulta Beauty Inc.	Close	-4.38%
Franklin Mutual Ser. Fds. - Quest F..	First Horizon Corporation	Close	-4.41%
Franklin Mutual Ser. Fds. - Quest F..	Horizon Therapeutics Pub..		-4.84%
AIM Fds. Grp. (IFG) - Invesco Global..	Visa Inc. Class A	Close	-5.33%

Sector Holding Changes: [Funds Invested Δ] / [Ave Wgt Δ] / Fund Flows, \$

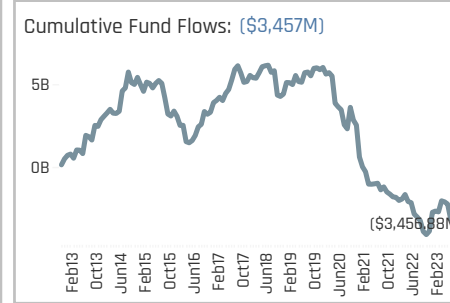
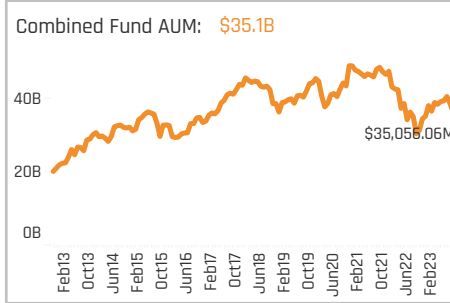
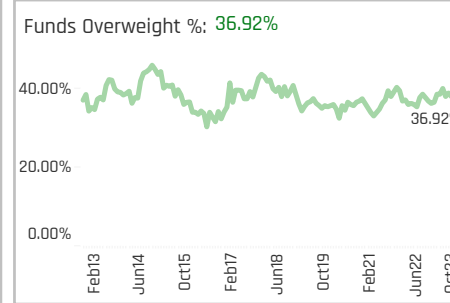
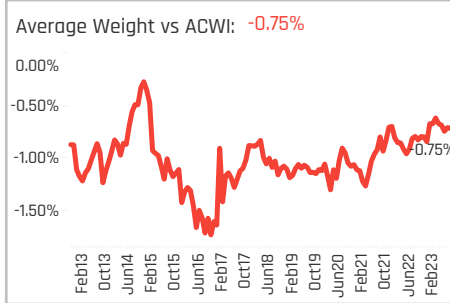
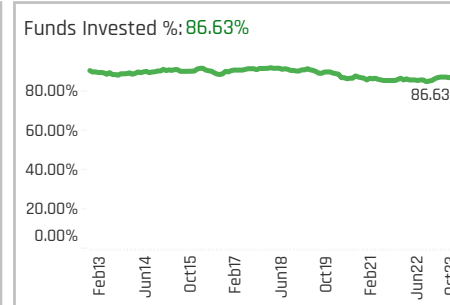
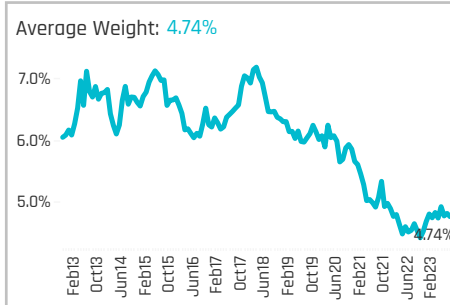
Sector	Change	Flow
Consumer Discretionary	2.33%	(\$589M)
Energy	2.33%	\$123M
Real Estate	0.58%	(\$525M)
Materials	0.58%	\$283M
Health Care	0.58%	(\$2,021M)
Financials	0.29%	(\$1,056M)
Multi	0.29%	\$50M
Industrials	0.00%	(\$491M)
Information Technology	-0.58%	1.65% (\$3,964M)
Communication Services	-1.16%	(\$1,495M)
Consumer Staples	-1.74%	\$392M
Utilities	-2.33%	(\$154M)

Largest Changes in Fund Sector Weight, %

Fund Name	New o..	Sector	Change
Delaware Global Equity Fund		Information Technology	
Delaware Global Equity Fund II		Information Technology	
SVS Aubrey Capital Mgmt. Invnt. Fun..		Information Technology	15.28%
AIM Fds. Grp. (IFG) - Invesco Global C..		Financials	10.92%
Delaware Global Equity Fund II	New	Consumer Discretionary	9.08%
Delaware Global Equity Fund	New	Consumer Discretionary	9.07%
PGIM Jennison Global Opportunities..		Information Technology	8.06%
Fidelity Funds SICAV - Global Thema..		Health Care	-5.17%
SVS Aubrey Capital Mgmt. Invnt. Fun..		Health Care	-6.36%
SVS Aubrey Capital Mgmt. Invnt. Fun..		Consumer Discretionary	-6.75%
Franklin Mutual Ser. Fds. - Quest Fu..		Health Care	-7.17%
AIM Fds. Grp. (IFG) - Invesco Global C..		Communication Services	-7.67%
Delaware Global Equity Fund II		Consumer Staples	-7.68%
Delaware Global Equity Fund		Consumer Staples	-7.70%

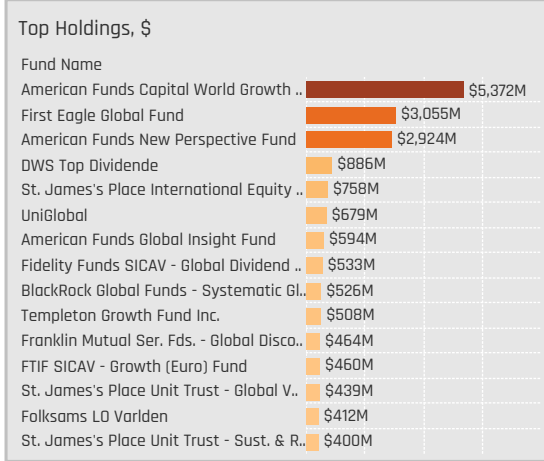
Largest Fund Level Stock Inflows/Outflows, \$

Fund Name	Stock Name	New..	Flow
American Funds New Perspective F..	NVIDIA Corporation		\$688M
Fundsmith Equity Fund	Procter & Gamble Compa..	New	\$531M
Fundsmith Equity Fund	Otis Worldwide Corporati..	New	\$514M
American Funds Capital World Gra..	Texas Instruments Incorp..		\$444M
American Funds Capital World Gra..	Vertex Pharmaceuticals I..		\$384M
American Funds Capital World Gra..	Molina Healthcare, Inc.		\$380M
Morgan Stanley Invnt. Fds. - Global ..	Arthur J. Gallagher & Co.		\$312M
American Funds Capital World Gra..	Baker Hughes Company ..		(\$493M)
American Funds New Perspective F..	Seagen, Inc.		(\$622M)
Fundsmith Equity Fund	PayPal Holdings, Inc.	Close	(\$631M)
Morgan Stanley Invnt. Fds. - Global ..	Microsoft Corporation		(\$725M)
Fundsmith Equity Fund	Amazon.com, Inc.	Close	(\$823M)
Fundsmith Equity Fund	Adobe Incorporated	Close	(\$899M)
Fundsmith Equity Fund	Intuit Inc.	Close	(\$984M)



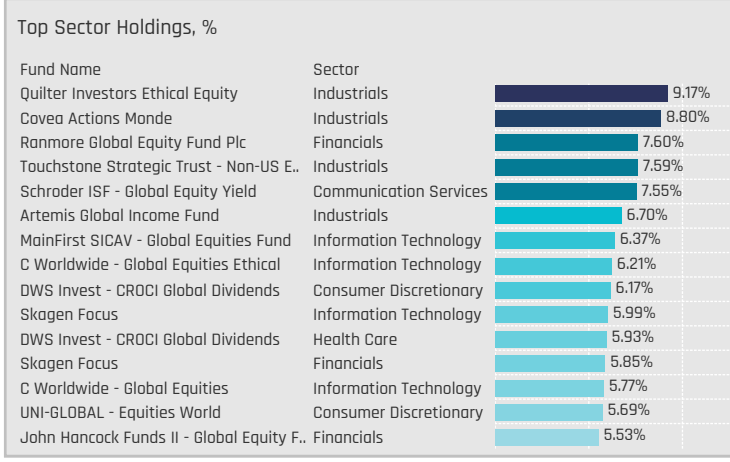
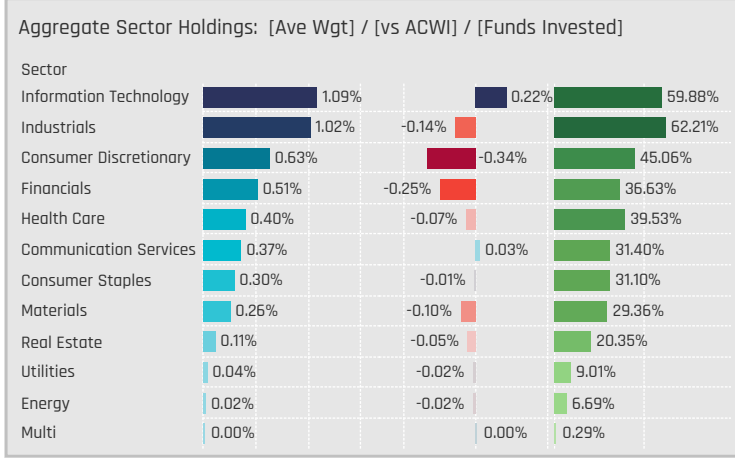
Aggregate Stock Holdings Data, Ranked by Most Widely Held.

Ticker	Stock Name	Funds Invested %	Average Weight	Vs Benchmark	Fund AUM, \$
6861-JP	Keyence Corporation	26.74%	0.34%	0.20%	\$2,737M
6758-JP	Sony Group Corporation	22.97%	0.28%	0.11%	\$1,862M
9432-JP	Nippon Telegraph and Teleph..	17.15%	0.12%	0.06%	\$1,028M
9433-JP	KDDI Corporation	15.99%	0.12%	0.04%	\$760M
7741-JP	HOYA CORPORATION	13.66%	0.11%	0.06%	\$524M
8001-JP	Itochu Corporation	13.37%	0.07%	0.00%	\$473M
4063-JP	Shin-Etsu Chemical Co Ltd	13.37%	0.10%	0.02%	\$1,413M
8316-JP	Sumitomo Mitsui Financial Gr..	11.92%	0.10%	-0.01%	\$518M
8035-JP	Tokyo Electron Ltd.	11.34%	0.10%	-0.01%	\$1,442M
4503-JP	Astellas Pharma Inc.	11.34%	0.04%	0.00%	\$171M
6367-JP	DAIKIN INDUSTRIES, LTD.	11.05%	0.09%	0.01%	\$1,180M
7974-JP	Nintendo Co., Ltd.	10.76%	0.07%	-0.02%	\$377M
8306-JP	Mitsubishi UFJ Financial Gro..	9.88%	0.12%	-0.04%	\$531M
6954-JP	Fanuc Corporation	9.88%	0.07%	0.04%	\$674M
7267-JP	Honda Motor Co., Ltd.	9.59%	0.05%	-0.01%	\$373M



Top Stock Holdings, %

Fund Name	Ticker	Stock Name	Weight (%)
Manulife Global Fund - Global Equity Fu..	8316-JP	Sumitomo Mitsui Fina..	4.45%
John Hancock Funds II - Global Equity F..	8316-JP	Sumitomo Mitsui Fina..	4.37%
Touchstone Strategic Trust - Non-US E..	6758-JP	Sony Group Corporati..	4.25%
Artemis Global Income Fund	7011-JP	Mitsubishi Heavy Indu..	4.18%
Value Square Fund - Equity World	6201-JP	Toyota Industries Corp.	4.16%
Maj Invest Value Aktier	6758-JP	Sony Group Corporati..	4.00%
C Worldwide - Global Equities Ethical	6758-JP	Sony Group Corporati..	3.96%
abrdn OEIC II - abrdn Global Focused E..	6758-JP	Sony Group Corporati..	3.90%
Sands Capital Funds Plc - Global Growt..	6861-JP	Keyence Corporation	3.89%
Wellington Mgmt. Funds (IE) Plc - Dura..	8795-JP	T&D Holdings, Inc.	3.87%
Touchstone Strategic Trust - Non-US E..	6501-JP	Hitachi,Ltd.	3.73%
Artemis Global Income Fund	8306-JP	Mitsubishi UFJ Financi..	3.67%
Waverton Invst. Fds. Plc - Global Equity ..	6501-JP	Hitachi,Ltd.	3.61%
Ranmore Global Equity Fund Plc	8306-JP	Mitsubishi UFJ Financi..	3.61%
Sands Capital Funds Plc - Global Leade..	6861-JP	Keyence Corporation	3.59%



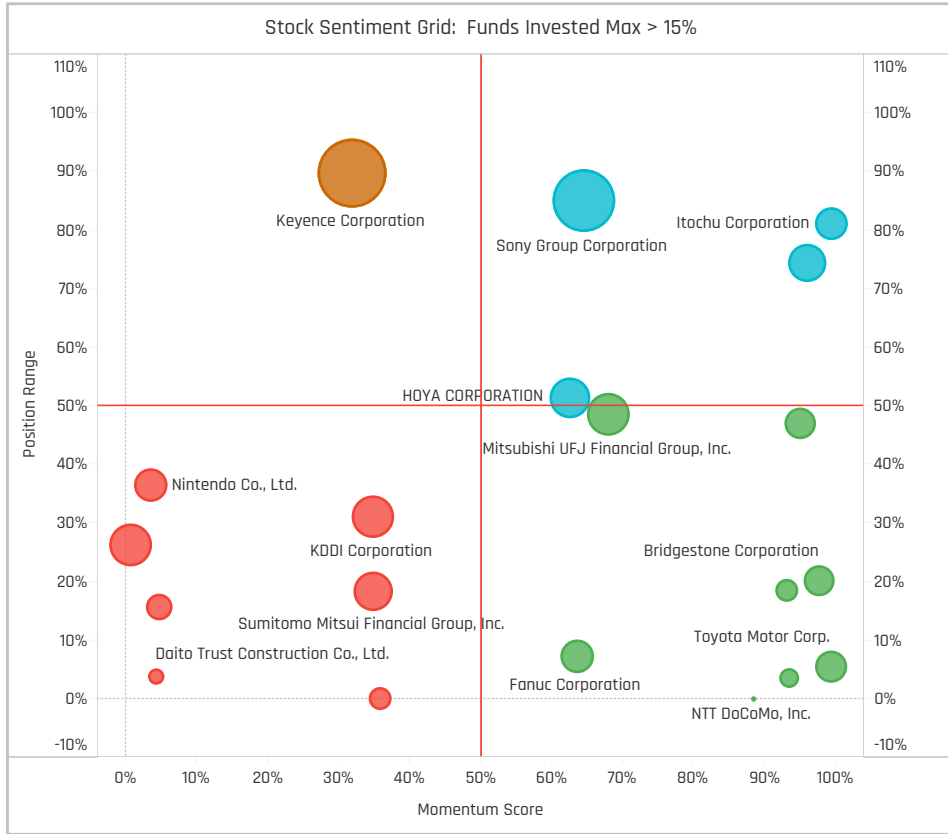
Top Stock Holdings, \$

Fund Name	Ticker	Stock Name	Value (\$)
American Funds Capital World Growth ..	8035-JP	Tokyo Electron Ltd.	\$906M
American Funds New Perspective Fund	4063-JP	Shin-Etsu Chemical Co L..	\$639M
American Funds Capital World Growth ..	4502-JP	Takeda Pharmaceutical ..	\$595M
American Funds Capital World Growth ..	6098-JP	Recruit Holdings Co., Ltd.	\$576M
American Funds Capital World Growth ..	4568-JP	Daiichi Sankyo Company..	\$517M
American Funds New Perspective Fund	6367-JP	DAIKIN INDUSTRIES, LTD.	\$453M
First Eagle Global Fund	9735-JP	Secom Co., Ltd.	\$437M
DWS Top Dividende	9432-JP	Nippon Telegraph and T..	\$426M
American Funds Capital World Growth ..	3382-JP	Seven & I Holdings Co., L..	\$393M
First Eagle Global Fund	8725-JP	MS&AD Insurance Group..	\$380M
American Funds Capital World Growth ..	8031-JP	Mitsui & Co.,Ltd	\$339M
First Eagle Global Fund	6954-JP	Fanuc Corporation	\$328M
American Funds New Perspective Fund	6861-JP	Keyence Corporation	\$323M
First Eagle Global Fund	8630-JP	Sompo Holdings,Inc.	\$306M
American Funds Capital World Growth ..	2802-JP	Ajinomoto Co., Inc.	\$295M

Largest Changes in Fund Weight, %

Fund Name	New or C..	Change
Artemis Global Income Fund		5.40%
BlackRock Global Funds - Syste..		5.44%
Covea Actions Monde		4.85%
Lazard Glb. Active Fds. Plc - Glob..		4.60%
Eaton Vance Richard Bernstein ..		4.22%
Robeco Capital Gr. Fds. - QI Glob..		3.89%
BlackRock Strategic Fds. - Syste..		3.01%
Pioneer Global Sustainable Equi..		-2.35%
Baillie Gifford Investment Funds..		-2.36%
Vector SICAV - Navigator		-2.66%
Virtus NFJ Global Sustainability ..		-2.85%
Causeway Global Value Fund		-2.91%
Natixis AM Funds - Seeyond Glo..		-3.78%
DWS Invest - CROCI Global Divid..		-4.37%

Ave Wgt Δ	Funds Invested Δ	Fund Flows, \$	Av Wgt vs ACWI Δ	Funds O/W % Δ
-0.02%	-0.58%	(\$1,393M)	-0.08%	-1.16%



Aggregate Stock Holdings Changes

Ticker	Stock Name	Funds Invested % Δ	Average Weight Δ	Fund Flows, \$
6752-JP	Panasonic Holdings Corporatio..	2.62%	0.00%	\$50M
8725-JP	MS&AD Insurance Group Holdi..	2.03%	0.01%	\$6M
8630-JP	Sompo Holdings,Inc.	2.03%	0.01%	(\$11M)
6301-JP	Komatsu Ltd.	1.74%	0.00%	(\$66M)
4901-JP	FUJIFILM Holdings Corp	1.16%	0.01%	\$14M
4768-JP	Otsuka Corporation	1.16%	0.00%	\$5M
1925-JP	Daiwa House Industry Co., Ltd.	1.16%	0.01%	\$6M
8316-JP	Sumitomo Mitsui Financial Gro..	-1.16%	0.01%	(\$9M)
7974-JP	Nintendo Co., Ltd.	-1.45%	0.00%	(\$3M)
7733-JP	Olympus Corp.	-1.45%	-0.01%	(\$261M)
5201-JP	AGC Inc.	-1.45%	0.00%	(\$3M)
5713-JP	Sumitomo Metal Mining Co., Lt..	-1.45%	-0.01%	\$4M
9432-JP	Nippon Telegraph and Telepho..	-2.03%	-0.01%	(\$22M)
4502-JP	Takeda Pharmaceutical Co. Ltd.	-2.62%	-0.02%	(\$32M)

Largest Fund Flows, \$

Fund Name	New or Cl..	Flow
Old Westbury Large Cap Strate..		\$253M
BlackRock Global Funds - Syste..		\$249M
American Funds Global Insight ..		\$80M
Franklin Mutual Ser. Fds. - Beac..	New	\$80M
Swedbank Robur Kapitalinvest		\$70M
Covea Actions Monde		\$66M
Artemis Global Income Fund		\$61M
Nordea 1 - Global Stable Equity ..		(\$62M)
First Eagle Global Fund		(\$97M)
SEB Fund 1 - Global Fund		(\$105M)
American Funds New Perspecti..		(\$136M)
Fidelity Funds SICAV - Global Di..		(\$141M)
American Funds New Economy ..		(\$164M)
American Funds Capital World ..		(\$1,029M)

Largest Fund Level Changes in Stock Weight, %

Fund Name	Stock Name	New ..	Change
FTIF SICAV - Franklin Global Growt..	Daiichi Sankyo Company,...	New	2.84%
Franklin Mutual Ser. Fds. - Beacon ..	Seven & I Holdings Co., Lt..	New	2.45%
DWS Invest - CROCI Global Dividen..	Shionogi & Co., Ltd.	New	2.29%
Harding Loevner Global Equity Por..	Sony Group Corporation	New	2.12%
DWS Invest - CROCI Global Dividen..	Bridgestone Corporation	New	2.09%
DWS Invest - CROCI Global Dividen..	Nitto Denko Corp.	New	2.05%
JOHCM Umbrella Fund Plc - Global ..	Daifuku Co., Ltd.	New	2.00%
AB SICAV I - Concentrated Global ..	Murata Manufacturing C..	Close	-2.07%
DWS Invest - CROCI Global Dividen..	Mitsui & Co.,Ltd	Close	-2.11%
SEB Fund 1 - Global Fund	Shin-Etsu Chemical Co Ltd	Close	-2.12%
DWS Invest - CROCI Global Dividen..	Itochu Corporation	Close	-2.13%
DWS Invest - CROCI Global Dividen..	Marubeni Corporation	Close	-2.13%
Virtus NFJ Global Sustainability Fu..	DAIKIN INDUSTRIES, LTD.	Close	-2.24%
JOHCM Umbrella Fund Plc - Global ..	Keyence Corporation	Close	-2.59%

Sector Holding Changes: [Funds Invested Δ] / [Ave Wgt Δ] / Fund Flows, \$

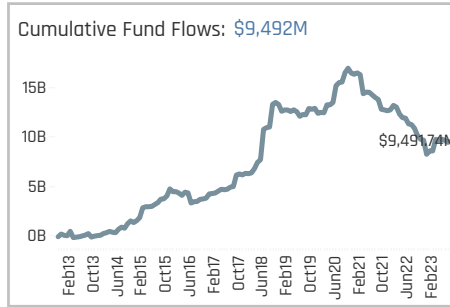
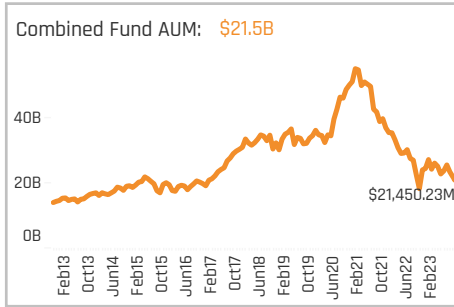
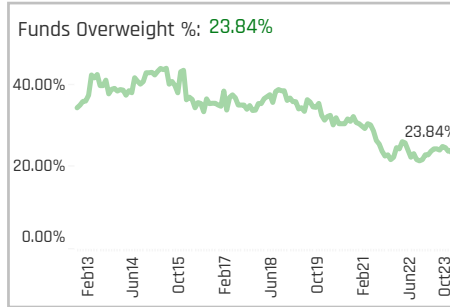
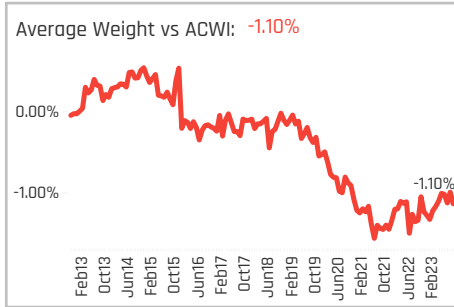
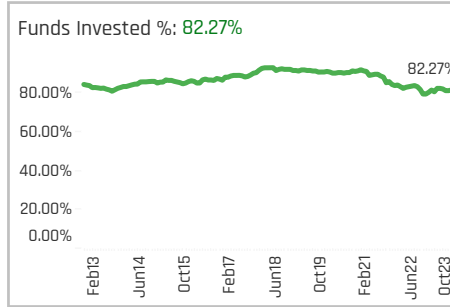
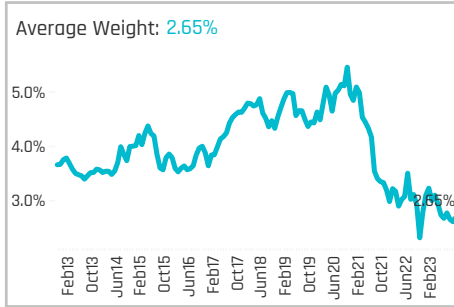
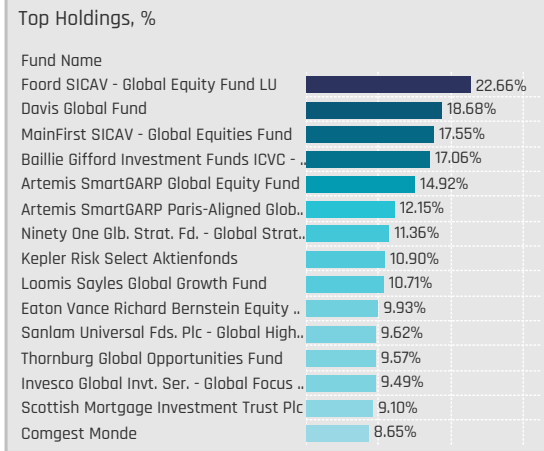
Sector	Change	Flow
Financials	1.16%	\$19M
Industrials	0.58%	\$78M
Materials	0.29%	(\$371M)
Multi	0.29%	\$254M
Utilities	0.29%	(\$5M)
Consumer Staples	0.00%	\$194M
Real Estate	-0.29%	(\$76M)
Energy	-0.58%	(\$17M)
Communication Services	-0.58%	(\$188M)
Consumer Discretionary	-0.87%	(\$185M)
Information Technology	-1.16%	(\$395M)
Health Care	-2.62%	(\$664M)

Largest Changes in Fund Sector Weight, %

Fund Name	New o..	Sector	Change
DWS Invest - CROCI Global Dividends		Consumer Discretionary	4.09%
Lazard Glb. Active Fds. Plc - Global ..		Financials	3.94%
Delaware Global Equity Fund II	New	Financials	2.96%
Delaware Global Equity Fund	New	Financials	2.95%
FTIF SICAV - Franklin Global Growth ..	New	Health Care	2.84%
Franklin Mutual Ser. Fds. - Beacon F..	New	Consumer Staples	2.45%
Calamos Global Equity Fund		Information Technology	2.41%
BNP Paribas Funds - Sustainable Gl..	Close	Communication Services	-2.21%
Causeway Global Value Fund		Industrials	-2.50%
Fidelity Invt. Funds - Global Focus F..	Close	Information Technology	-2.97%
Baillie Gifford Investment Funds II I..		Industrials	-3.07%
JOHCM Umbrella Fund Plc - Global S..		Information Technology	-3.14%
DWS Invest - CROCI Global Dividends	Close	Materials	-5.93%
DWS Invest - CROCI Global Dividends		Industrials	-6.40%

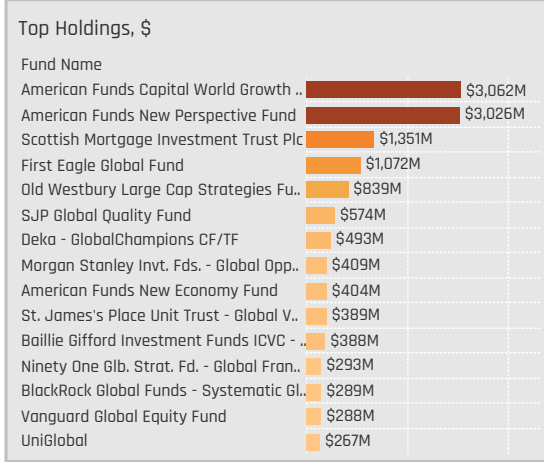
Largest Fund Level Stock Inflows/Outflows, \$

Fund Name	Stock Name	New..	Flow
Old Westbury Large Cap Strategies..	iShares MSCI Japan ETF	New	\$254M
Franklin Mutual Ser. Fds. - Global Di..	Seven & I Holdings Co., Lt..	New	\$174M
American Funds New Perspective F..	Itochu Corporation	New	\$129M
American Funds Capital World Gra..	Tokyo Electron Ltd.		\$88M
Franklin Mutual Ser. Fds. - Beacon ..	Seven & I Holdings Co., Lt..	New	\$80M
American Funds New Perspective F..	Asahi Intecc Co., Ltd.	New	\$72M
American Funds Capital World Gra..	Itochu Corporation		\$61M
American Funds Capital World Gra..	OBIC Co., Ltd.		(\$118M)
American Funds Capital World Gra..	Sony Group Corporation		(\$130M)
American Funds Capital World Gra..	Shionogi & Co., Ltd.	Close	(\$140M)
American Funds New Economy Fund	Daiichi Sankyo Company,...		(\$158M)
American Funds Capital World Gra..	SoftBank Corp.		(\$171M)
American Funds Capital World Gra..	Olympus Corp.	Close	(\$175M)
American Funds Capital World Gra..	Shin-Etsu Chemical Co Ltd		(\$223M)



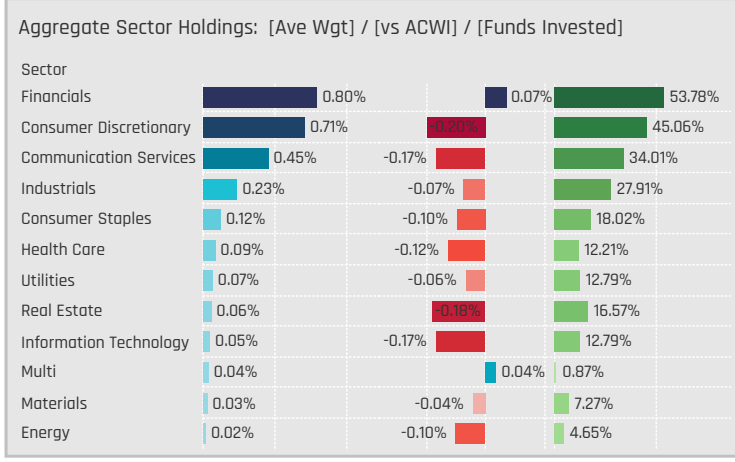
Aggregate Stock Holdings Data, Ranked by Most Widely Held.

Ticker	Stock Name	Funds Invested %	Average Weight	Vs Benchmark	Fund AUM, \$
1299-HK	AIA Group Limited	36.05%	0.53%	0.35%	\$4,611M
700-HK	Tencent Holdings Ltd.	21.80%	0.25%	-0.17%	\$1,980M
9988-HK	Alibaba Group Holding Ltd.	17.44%	0.22%	-0.06%	\$2,089M
1-HK	CK Hutchison Holdings Ltd	7.85%	0.03%	0.01%	\$49M
NTESF-US	NetEase, Inc.	7.56%	0.13%	0.06%	\$1,238M
388-HK	Hong Kong Exchanges & Clear..	7.56%	0.04%	-0.03%	\$248M
3690-HK	Meituan Class B	7.56%	0.06%	-0.06%	\$814M
9618-HK	JD.com, Inc. Class A	7.27%	0.05%	0.00%	\$321M
2318-HK	Ping An Insurance (Group) Co..	7.27%	0.06%	0.00%	\$577M
1113-HK	CK Asset Holdings Limited	6.40%	0.01%	-0.01%	\$247M
939-HK	China Construction Bank Corp..	5.81%	0.03%	-0.06%	\$188M
2388-HK	BOC Hong Kong (Holdings) Li..	5.81%	0.01%	-0.01%	\$33M
9961-HK	Trip Com Group Ltd	5.52%	0.06%	0.02%	\$980M
6823-HK	HKT Trust and HKT Ltd	5.52%	0.02%	0.01%	\$74M
1398-HK	Industrial and Commercial Ba..	5.23%	0.02%	-0.03%	\$95M



Top Stock Holdings, %

Fund Name	Ticker	Stock Name	Weight
Eaton Vance Richard Bernstein Equity ..	MCHI-US	iShares MSCI China ET..	9.48%
Baillie Gifford Investment Funds ICVC - ..	PDD-US	Pinduoduo, Inc. Spons..	5.63%
Ninety One Glb. Strat. Fd. - Global Quali..	NTESF-US	NetEase, Inc.	5.17%
Sanlam Universal Fds. Plc - Global High..	NTESF-US	NetEase, Inc.	5.08%
Davis Global Fund	2318-HK	Ping An Insurance (Gr..	5.06%
Ariel Global Fund	BIDU-US	Baidu Inc Sponsored ..	4.63%
Foord SICAV - Global Equity Fund LU	700-HK	Tencent Holdings Ltd.	4.54%
Foord SICAV - Global Equity Fund LU	9988-HK	Alibaba Group Holding..	4.45%
RBC Global Opportunities Fund	1299-HK	AIA Group Limited	4.19%
MainFirst SICAV - Global Equities Fund	9961-HK	Trip Com Group Ltd	4.16%
GuardCap UCITS Funds Plc - Global Equ..	YUMC-US	Yum China Holdings, I..	4.16%
Invesco Global Invnt. Ser. - Global Focus ..	700-HK	Tencent Holdings Ltd.	4.04%
Ninety One Glb. Strat. Fd. - Global Fran..	NTESF-US	NetEase, Inc.	3.98%
Goldman Sachs Funds III - Global Equit..	1299-HK	AIA Group Limited	3.96%
MainFirst SICAV - Global Equities Fund	PDD-US	Pinduoduo, Inc. Spons..	3.93%



Top Sector Holdings, %

Fund Name	Sector	Weight
Foord SICAV - Global Equity Fund LU	Consumer Discretionary	14.76%
MainFirst SICAV - Global Equities Fund	Consumer Discretionary	11.48%
Eaton Vance Richard Bernstein Equity ..	Multi	9.48%
Davis Global Fund	Industrials	8.36%
Baillie Gifford Investment Funds ICVC - ..	Consumer Discretionary	8.11%
Davis Global Fund	Financials	8.08%
Sanlam Universal Fds. Plc - Global High..	Communication Services	7.58%
Artemis SmartGARP Global Equity Fund	Financials	7.37%
GAM Funds - Disruptive Growth	Consumer Discretionary	6.50%
Artemis SmartGARP Paris-Aligned Glob..	Financials	6.11%
Foord SICAV - Global Equity Fund LU	Communication Services	5.98%
Scharf Global Opportunity Fund	Communication Services	5.76%
GAM Star Fund Plc - Worldwide Equity	Consumer Discretionary	5.68%
Loomis Sayles Global Growth Fund	Consumer Discretionary	5.66%
Kepler Risk Select Aktienfonds	Financials	5.65%

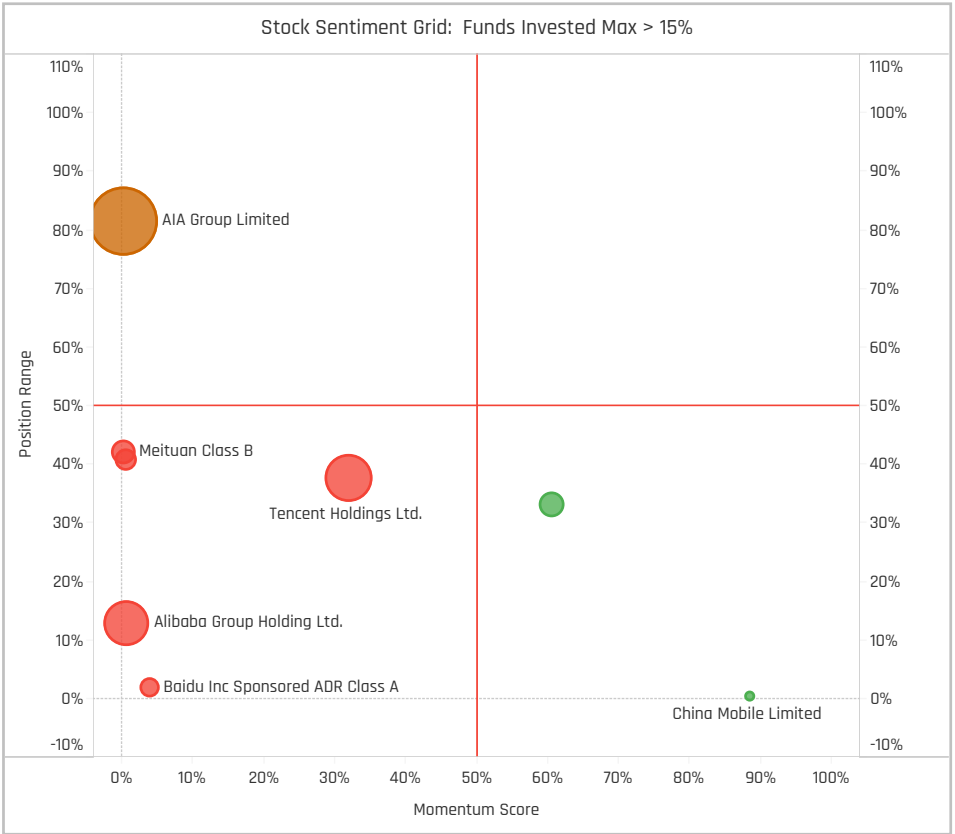
Top Stock Holdings, \$

Fund Name	Ticker	Stock Name	Value
American Funds New Perspective Fund	1299-HK	AIA Group Limited	\$1,099M
American Funds Capital World Growth ..	1299-HK	AIA Group Limited	\$660M
Scottish Mortgage Investment Trust Plc	PDD-US	Pinduoduo, Inc. Sponsor..	\$555M
American Funds New Perspective Fund	BGNE-US	BeiGene Ltd Sponsored ..	\$455M
American Funds New Perspective Fund	9961-HK	Trip Com Group Ltd	\$445M
American Funds Capital World Growth ..	NTESF-US	NetEase, Inc.	\$438M
American Funds New Perspective Fund	700-HK	Tencent Holdings Ltd.	\$387M
Scottish Mortgage Investment Trust Plc	3690-HK	Meituan Class B	\$356M
First Eagle Global Fund	9988-HK	Alibaba Group Holding L..	\$355M
Scottish Mortgage Investment Trust Plc	700-HK	Tencent Holdings Ltd.	\$304M
Ninety One Glb. Strat. Fd. - Global Fran..	NTESF-US	NetEase, Inc.	\$293M
American Funds Capital World Growth ..	600519-C..	Kweichow Moutai Co., Lt..	\$293M
American Funds Capital World Growth ..	2318-HK	Ping An Insurance (Grou..	\$292M
First Eagle Global Fund	J36-SG	Jardine Matheson Holdi..	\$285M
St. James's Place Unit Trust - Global V..	9988-HK	Alibaba Group Holding L..	\$245M

Largest Changes in Fund Weight, %

Fund Name	New or C..	Weight Change
Delaware Global Equity Fund II	New	5.38%
Delaware Global Equity Fund	New	5.37%
Ninety One Glob. Strat. Fd. - Glob..		4.75%
UNI-GLOBAL - Equities World		4.09%
Virtus NFJ Global Sustainability ..		3.66%
Kepler Risk Select Aktienfonds		2.99%
Baillie Gifford Investment Funds..	New	2.65%
Sanlam Universal Fds. Plc - Sust..	Close	-3.17%
Virtus Vontobel Global Opportun..		-3.28%
Alger Global Focus Fund		-3.70%
Artemis SmartGARP Global Equi..		-4.03%
Handelsbanken Global Tema	Close	-4.54%
SVS Aubrey Capital Mgmt. Inv. ..		-6.46%
Artisan Global Equity Fund		-13.54%

Ave Wgt Δ	Funds Invested Δ	Fund Flows, \$	Av Wgt vs ACWI Δ	Funds O/W % Δ
-0.31%	-0.29%	(\$245M)	-0.01%	-0.29%



Aggregate Stock Holdings Changes

Ticker	Stock Name	Funds Invested % Δ	Average Weight Δ	Fund Flows, \$
9961-HK	Trip Com Group Ltd	0.87%	0.01%	\$503M
1211-HK	BYD Company Limited Class H	0.58%	0.01%	\$2M
857-HK	PetroChina Company Limited ..	0.58%	0.00%	(\$2M)
2359-HK	WuXi AppTec Co., Ltd. Class H	0.58%	0.01%	(\$3M)
1585-HK	Yadea Group Holdings Ltd.	0.58%	0.00%	\$1M
601318-CN	Ping An Insurance (Group) Co..	0.58%	0.00%	\$1M
2015-HK	Li Auto, Inc. Class A	0.58%	0.01%	\$20M
823-HK	Link Real Estate Investment Tr..	-1.16%	-0.01%	(\$20M)
1972-HK	Swire Properties Limited	-1.16%	0.00%	\$1M
1299-HK	AIA Group Limited	-1.45%	-0.12%	(\$386M)
288-HK	WH Group Ltd. (HK)	-1.74%	0.00%	(\$7M)
9618-HK	JD.com, Inc. Class A	-2.03%	-0.01%	(\$64M)
9988-HK	Alibaba Group Holding Ltd.	-2.03%	-0.01%	\$110M
3690-HK	Meituan Class B	-4.65%	-0.03%	(\$18M)

Largest Fund Flows, \$

Fund Name	New or Cl..	Flow
American Funds New Perspecti..		\$150M
American Funds Capital World ..		\$102M
Baillie Gifford Investment Fund..	New	\$63M
Deka - GlobalChampions CF/TF		\$54M
Ninety One Glob. Strat. Fd. - Glob..		\$53M
Morgan Stanley Inv. Fds. - Glo..		\$35M
Swedbank Robur Aktiefond Pe..		\$21M
Fidelity Funds SICAV - Global Th..		(\$39M)
BlackRock Global Funds - Syste..		(\$44M)
Old Westbury Large Cap Strate..		(\$48M)
Carmignac Investissement		(\$51M)
T Rowe Price Global Stock Fund		(\$63M)
Handelsbanken Global Tema	Close	(\$143M)
American Funds New Economy ..		(\$211M)

Largest Fund Level Changes in Stock Weight, %

Fund Name	Stock Name	New ..	Weight Change
Delaware Global Equity Fund II	China Mengniu Dairy Co., ..	New	2.69%
Delaware Global Equity Fund	China Mengniu Dairy Co., ..	New	2.68%
Baillie Gifford Investment Funds IC..	Wuxi Biologics (Cayman) ..	New	2.65%
SVS Aubrey Capital Mgmt. Inv. Fu..	Vipshop Holdings Ltd Sp..	New	2.19%
Ninety One Glob. Strat. Fd. - Global ..	AIA Group Limited	New	2.12%
Baillie Gifford Investment Funds IC..	Pinduoduo, Inc. Sponsore..		1.99%
Eaton Vance Richard Bernstein Eq..	iShares MSCI China ETF		1.81%
SVS Aubrey Capital Mgmt. Inv. Fu..	Alibaba Group Holding Lt..	Close	-2.31%
SVS Aubrey Capital Mgmt. Inv. Fu..	New Oriental Education & ..	Close	-2.65%
Artisan Global Equity Fund	KE Holdings Inc Class A	Close	-2.68%
American Century Focused Global ..	AIA Group Limited	Close	-2.79%
Artisan Global Equity Fund	Alibaba Group Holding Lt..	Close	-3.01%
Sanlam Universal Fds. Plc - Sustai..	AIA Group Limited	Close	-3.17%
AIM Fds. Grp. (IFG) - Invesco Globa..	AIA Group Limited	Close	-3.77%

Sector Holding Changes: [Funds Invested Δ] / [Ave Wgt Δ] / Fund Flows, \$

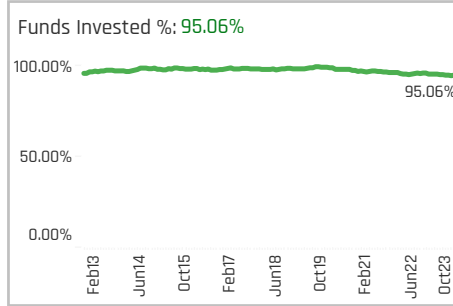
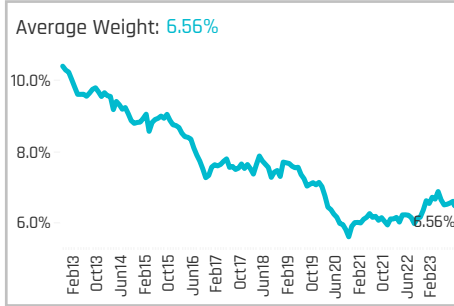
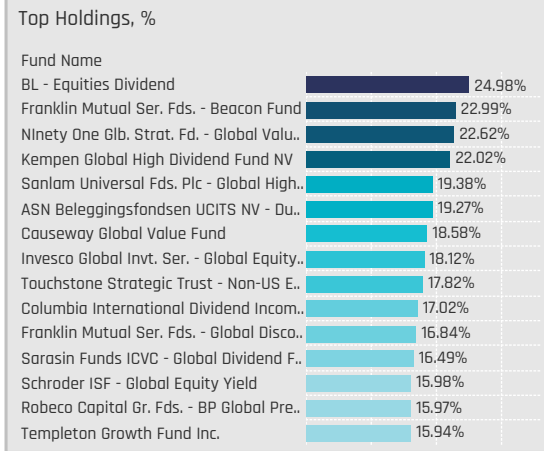
Sector	Weight Change	Ave Wgt Δ	Fund Flows, \$
Multi	0.58%	0.01%	\$39M
Energy	0.58%	0.00%	(\$4M)
Information Technology	0.29%	-0.01%	(\$73M)
Health Care	0.29%	0.00%	\$18M
Utilities	0.00%	0.01%	\$11M
Materials	-0.29%	-0.01%	(\$3M)
Financials	-0.29%	-0.36%	(\$379M)
Consumer Staples	-1.16%	0.00%	(\$40M)
Communication Services	-1.45%	-0.02%	(\$93M)
Consumer Discretionary	-2.62%	-0.04%	\$342M
Real Estate	-2.62%	-0.04%	(\$109M)
Industrials	-4.65%	-0.05%	\$47M

Largest Changes in Fund Sector Weight, %

Fund Name	New o..	Sector	Weight Change
AIM Fds. Grp. (IFG) - Invesco Global C..	New	Communication Services	3.01%
Kepler Risk Select Aktienfonds		Utilities	2.83%
UNI-GLOBAL - Equities World		Financials	2.72%
Delaware Global Equity Fund II	New	Consumer Staples	2.69%
Delaware Global Equity Fund	New	Consumer Staples	2.68%
Baillie Gifford Investment Funds ICV..	New	Health Care	2.65%
SEB Fund 1 - Global Climate Opportu..	New	Utilities	2.36%
Davis Global Fund		Financials	-2.34%
Artisan Global Equity Fund	Close	Real Estate	-2.68%
American Century Focused Global G..		Financials	-2.98%
Sanlam Universal Fds. Plc - Sustain..	Close	Financials	-3.17%
AIM Fds. Grp. (IFG) - Invesco Global C..	Close	Financials	-3.77%
SVS Aubrey Capital Mgmt. Inv. Fun..		Consumer Discretionary	-4.33%
Artisan Global Equity Fund	Close	Consumer Discretionary	-4.65%

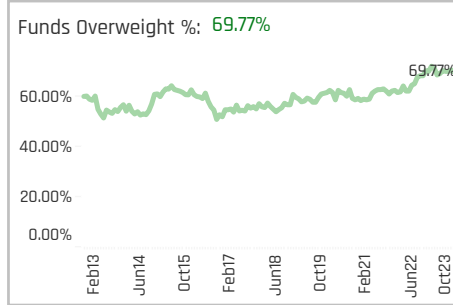
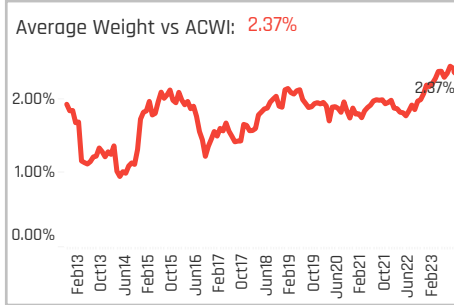
Largest Fund Level Stock Inflows/Outflows, \$

Fund Name	Stock Name	New..	Flow
American Funds New Perspective F..	Trip Com Group Ltd		\$285M
American Funds Capital World Gra..	Trip Com Group Ltd	New	\$208M
American Funds New Perspective F..	Tencent Holdings Ltd.		\$98M
American Funds Capital World Gra..	Postal Savings Bank of C..		\$80M
Scottish Mortgage Investment Trus..	Pinduoduo, Inc. Sponsore..		\$76M
Baillie Gifford Investment Funds IC..	Wuxi Biologics (Cayman) ..	New	\$63M
Dodge & Cox Global Stock Fund	Alibaba Group Holding Lt..		\$63M
American Funds New Perspective F..	ESR Cayman Ltd.	Close	(\$50M)
Scottish Mortgage Investment Trus..	NIO Inc. Class A		(\$60M)
American Funds Capital World Gra..	AIA Group Limited		(\$84M)
Dodge & Cox Global Stock Fund	NetEase, Inc.	Close	(\$100M)
American Funds New Economy Fund	AIA Group Limited		(\$102M)
Old Westbury Large Cap Strategies..	ANTA Sports Products Ltd.		(\$119M)
American Funds New Perspective F..	AIA Group Limited		(\$157M)



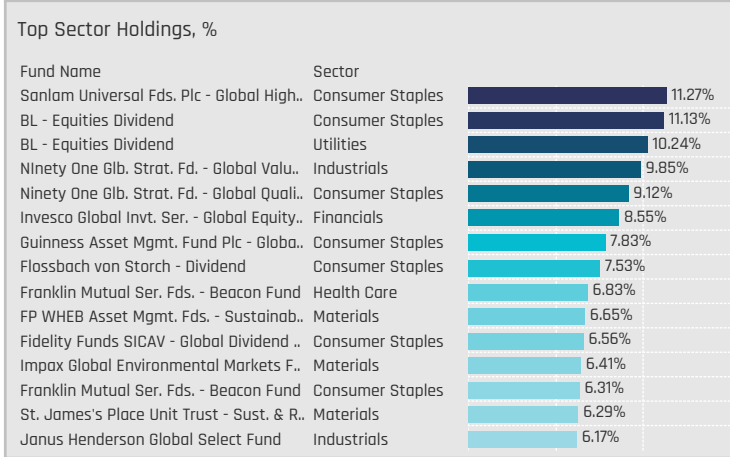
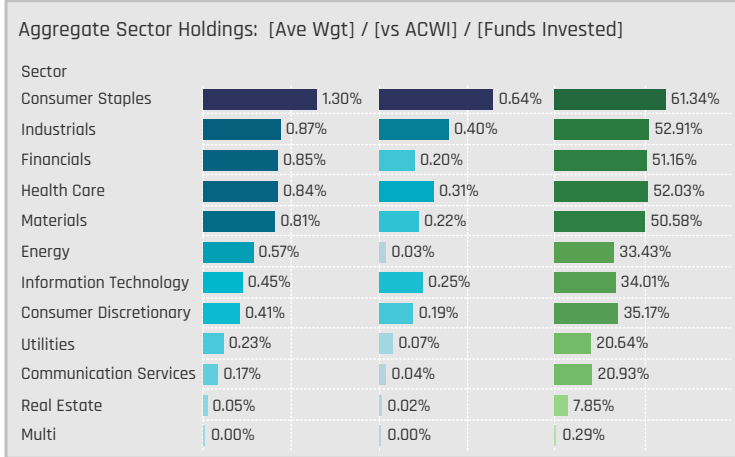
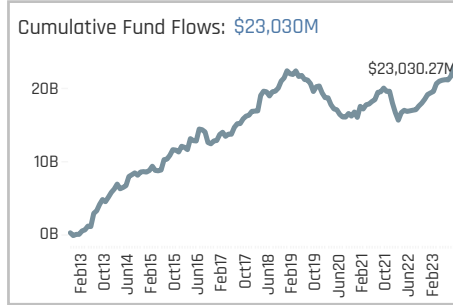
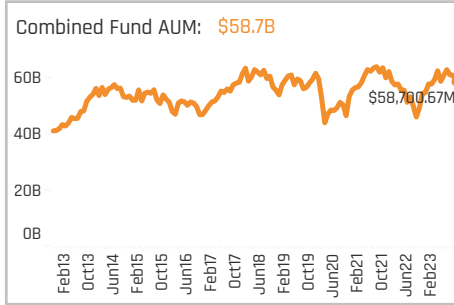
Aggregate Stock Holdings Data, Ranked by Most Widely Held.

Ticker	Stock Name	Funds Invested %	Average Weight	Vs Benchmark	Fund AUM, \$
ULVR-GB	Unilever PLC	33.14%	0.49%	0.30%	\$4,438M
AZN-GB	AstraZeneca PLC	32.27%	0.45%	0.13%	\$5,829M
LIN-US	Linde plc	27.91%	0.48%	0.17%	\$4,166M
SHEL-GB	Shell PLC	26.45%	0.41%	0.05%	\$4,557M
RKT-GB	Reckitt Benckiser Group plc	21.22%	0.30%	0.23%	\$2,945M
GSK-GB	GSK plc	18.90%	0.19%	0.07%	\$1,039M
REL-GB	RELX PLC	18.31%	0.26%	0.15%	\$2,820M
DGE-GB	Diageo plc	16.86%	0.16%	0.00%	\$1,338M
RIO-GB	Rio Tinto plc	14.83%	0.11%	-0.01%	\$1,367M
LSEG-GB	London Stock Exchange Grou..	13.37%	0.26%	0.19%	\$2,054M
BP-GB	BP p.l.c.	12.79%	0.13%	-0.04%	\$1,961M
HSBA-GB	HSBC Holdings Plc	12.50%	0.09%	-0.14%	\$658M
BA-GB	BAE Systems plc	12.50%	0.14%	0.06%	\$2,731M
CPG-GB	Compass Group PLC	11.92%	0.15%	0.07%	\$1,185M
AAL-GB	Anglo American plc	11.34%	0.07%	0.02%	\$444M



Top Stock Holdings, %

Fund Name	Ticker	Stock Name	Weight
BL - Equities Dividend	ULVR-GB	Unilever PLC	6.06%
Causeway Global Value Fund	RII-GB	Rolls-Royce Holdings ..	5.92%
Invesco Global Invnt. Ser. - Global Equity..	III-GB	3i Group plc	5.69%
Threadneedle (Lux) - Global Focus Fund	LIN-US	Linde plc	5.66%
Columbia Select Global Equity Fund	LIN-US	Linde plc	5.43%
Ariel Global Fund	GSK-GB	GSK plc	5.37%
Morgan Stanley Invnt. Fds. - Global Bran..	RKT-GB	Reckitt Benckiser Grou..	5.35%
Fidelity Funds SICAV - Global Dividend ..	REL-GB	RELX PLC	5.18%
Sanlam Universal Fds. Plc - Global High..	LSEG-GB	London Stock Exchan..	5.14%
BL - Equities Dividend	RKT-GB	Reckitt Benckiser Grou..	5.07%
St. James's Place Unit Trust - Sust. & R..	LIN-US	Linde plc	5.01%
SEB Aktiesparfond	AZN-GB	AstraZeneca PLC	5.00%
Baron Global Advantage Fund	DAVA-US	Endava Plc Sponsored..	5.00%
Impax Global Environmental Markets F..	LIN-US	Linde plc	4.92%
Camgest Monde	LIN-US	Linde plc	4.78%



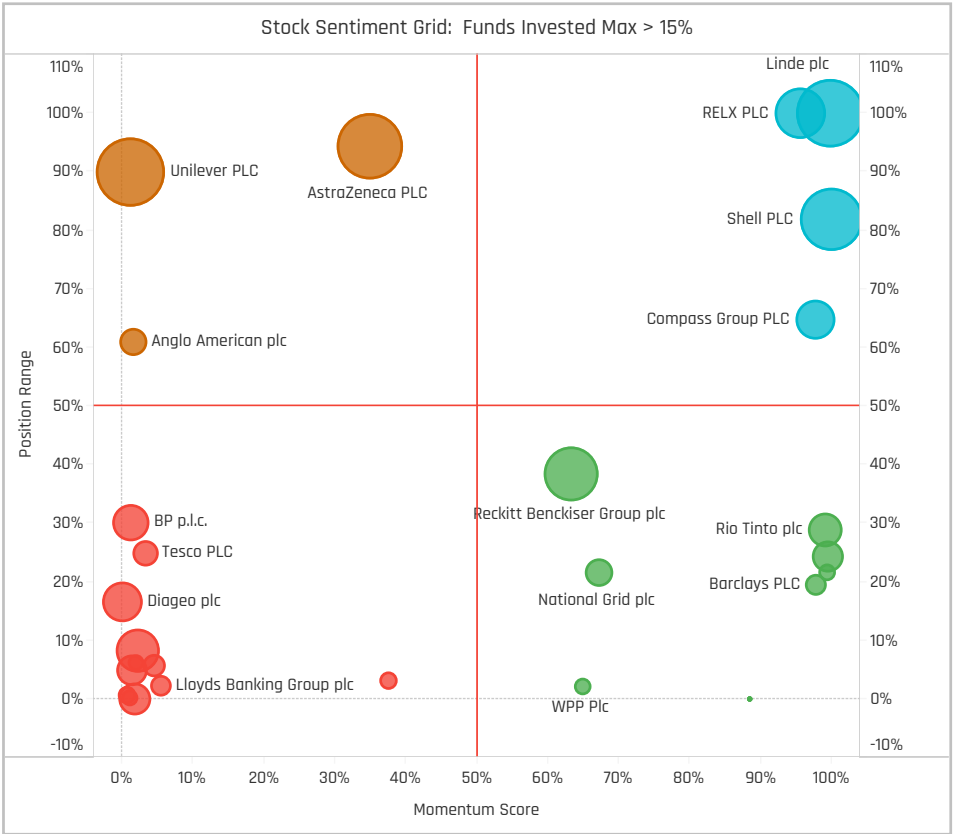
Top Stock Holdings, \$

Fund Name	Ticker	Stock Name	Value
American Funds New Perspective Fund	AZN-GB	AstraZeneca PLC	\$1,545M
Morgan Stanley Invnt. Fds. - Global Bran..	RKT-GB	Reckitt Benckiser Group ..	\$1,113M
American Funds Capital World Growth ..	AZN-GB	AstraZeneca PLC	\$925M
American Funds New Perspective Fund	LSEG-GB	London Stock Exchange ..	\$784M
Morgan Stanley Invnt. Fds. - Global Bran..	REL-GB	RELX PLC	\$773M
American Funds Capital World Growth ..	BA-GB	BAE Systems plc	\$724M
American Funds Capital World Growth ..	GLEN-GB	Glencore plc	\$700M
Fundsmith Equity Fund	ULVR-GB	Unilever PLC	\$683M
Fundsmith Equity Fund	DGE-GB	Diageo plc	\$669M
DWS Top Dividende	SHEL-GB	Shell PLC	\$613M
First Eagle Global Fund	ULVR-GB	Unilever PLC	\$609M
Fidelity Funds SICAV - Global Dividend ..	REL-GB	RELX PLC	\$577M
American Funds New Perspective Fund	BP-GB	BP p.l.c.	\$574M
First Eagle Global Fund	BATS-GB	British American Tobacc..	\$570M
American Funds New Perspective Fund	LIN-US	Linde plc	\$544M

Largest Changes in Fund Weight, %

Fund Name	New or C..	Change
Causeway Global Value Fund		5.61%
SEB Aktiesparfond		4.25%
Franklin Mutual Ser. Fds. - Globa..		4.18%
Touchstone Strategic Trust - No..		3.82%
Franklin Mutual Ser. Fds. - Ques..		3.72%
Liontrust Investment Funds I - G..		3.42%
Ninety One Glob. Strat. Fd. - Glob..		3.24%
Merian Investment Funds Series..		-3.79%
Jupiter Asset Mgmt. Series plc ..		-4.09%
Covea Actions Monde		-4.30%
BNY Mellon Investment Fds. - Gl..		-5.08%
Quilter Investors Series I - Globa..		-5.11%
Delaware Global Equity Fund		-7.04%
Delaware Global Equity Fund II		-7.06%

Ave Wgt Δ	Funds Invested Δ	Fund Flows, \$	Av Wgt vs ACWI Δ	Funds O/W % Δ
-0.35%	-0.29%	\$2,031M	0.00%	0.58%



Aggregate Stock Holdings Changes

Ticker	Stock Name	Funds Invested % Δ	Average Weight Δ	Fund Flows, \$
SHEL-GB	Shell PLC	2.33%	0.09%	\$603M
BA-GB	BAE Systems plc	1.74%	0.02%	\$69M
CNA-GB	Centrica plc	1.45%	0.01%	\$9M
III-GB	3i Group plc	1.45%	0.00%	(\$37M)
LSEG-GB	London Stock Exchange Group..	1.45%	0.02%	\$65M
LIN-US	Linde plc	1.16%	0.05%	(\$46M)
FERG-US	Ferguson Plc	1.16%	0.02%	\$168M
LBTYA-US	Liberty Global Plc Class A	-1.45%	0.00%	(\$5M)
DPH-GB	Dechra Pharmaceuticals PLC	-1.45%	-0.02%	(\$20M)
PSON-GB	Pearson PLC	-2.03%	0.00%	(\$17M)
AAL-GB	Anglo American plc	-2.03%	0.00%	\$87M
JMAT-GB	Johnson Matthey Plc	-2.03%	-0.01%	(\$15M)
GSK-GB	GSK plc	-2.91%	0.00%	(\$48M)
DGE-GB	Diageo plc	-3.78%	-0.07%	(\$125M)

Largest Fund Flows, \$

Fund Name	New or Cl..	Flow
American Funds Capital World ..		\$1,122M
Franklin Mutual Ser. Fds. - Glob..		\$343M
Fundsmith Equity Fund		\$337M
American Funds New Economy ..		\$283M
American Funds New Perspecti..		\$155M
DWS Top Dividende		\$100M
Franklin Mutual Ser. Fds. - Ques..		\$89M
BNY Mellon Investment Fds. - G..		(\$67M)
PGIM Jennison Global Opportun..		(\$69M)
Old Westbury Large Cap Strate..		(\$70M)
Fidelity Funds SICAV - Global Di..		(\$73M)
BNY Mellon Investment Fds. - G..		(\$86M)
FTIF SICAV - Growth (Euro) Fund		(\$115M)
Templeton Growth Fund Inc.		(\$117M)

Largest Fund Level Changes in Stock Weight, %

Fund Name	Stock Name	New ..	Change
Touchstone Strategic Trust - Non-..	Shell PLC	New	4.56%
Franklin Mutual Ser. Fds. - Beacon ..	Shell PLC	New	4.13%
Invesco Global Inv. Ser. - Global E..	Reckitt Benckiser Group ..	New	3.51%
SEB Aktiesparfond	RELX PLC	New	2.92%
Franklin Mutual Ser. Fds. - Global ..	Shell PLC	New	2.83%
Danske Invest Global Sustainable ..	Reckitt Benckiser Group ..	New	2.75%
JOHCM Umbrella Fund Plc - Global ..	Compass Group PLC	New	2.70%
Delaware Global Equity Fund	Smith & Nephew plc	Close	-3.89%
Delaware Global Equity Fund II	Smith & Nephew plc	Close	-3.90%
Delaware Global Equity Fund	Unilever PLC	Close	-3.98%
Delaware Global Equity Fund II	Unilever PLC	Close	-3.98%
AIM Fds. Grp. (IFG) - Invesco Global..	British American Tobacco..		-4.18%
Franklin Mutual Ser. Fds. - Beacon ..	BP p.l.c.	Close	-4.34%
AIM Fds. Grp. (IFG) - Invesco Global..	London Stock Exchange ..	Close	-4.90%

Sector Holding Changes: [Funds Invested Δ] / [Ave Wgt Δ] / Fund Flows, \$

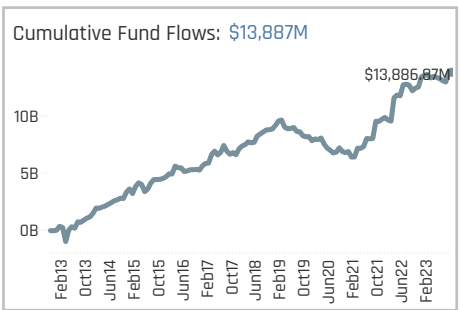
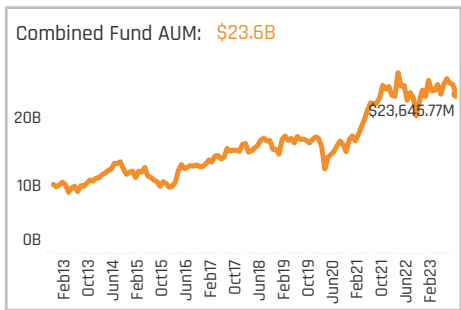
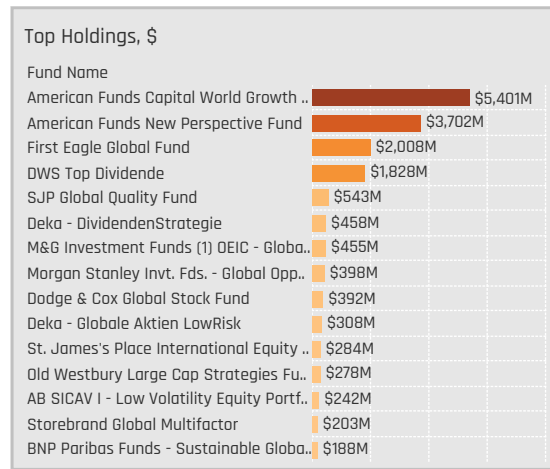
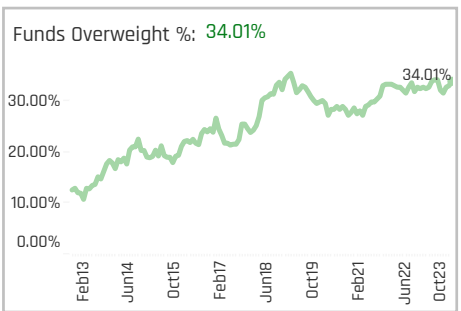
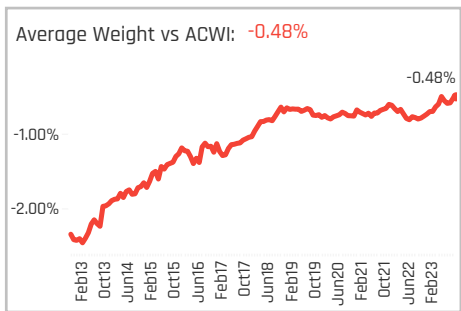
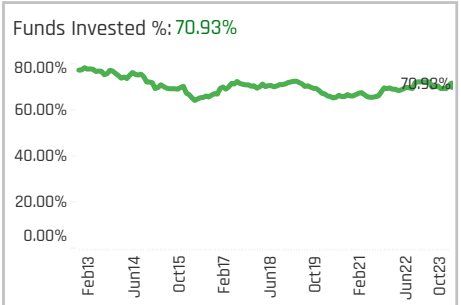
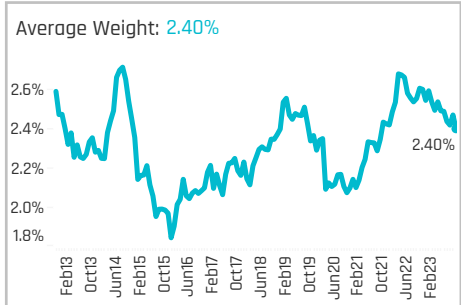
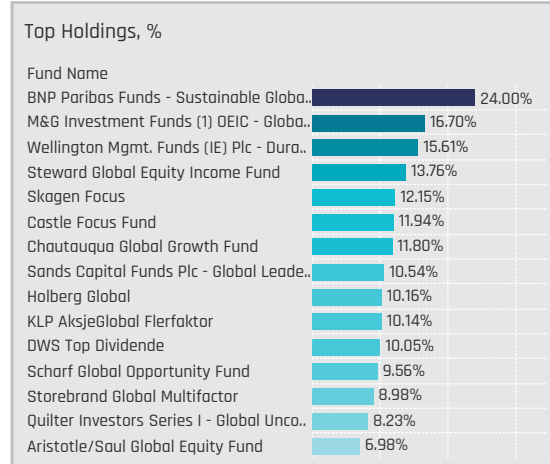
Sector	Invested Δ	Ave Wgt Δ	Fund Flows, \$
Materials	1.16%	0.02%	\$42M
Industrials	1.16%	0.01%	\$741M
Energy	0.87%	0.09%	\$536M
Consumer Discretionary	0.58%	-0.03%	\$454M
Utilities	0.29%	0.00%	\$67M
Financials	0.29%	-0.05%	\$427M
Multi	0.00%	0.00%	(\$5M)
Information Technology	0.00%	0.03%	(\$186M)
Consumer Staples	-1.16%	-0.23%	\$357M
Real Estate	-1.74%	-0.01%	(\$33M)
Health Care	-2.91%	-0.13%	(\$251M)
Communication Services	-3.20%	-0.04%	(\$118M)

Largest Changes in Fund Sector Weight, %

Fund Name	New o..	Sector	Change
Causeway Global Value Fund	New	Energy	4.75%
Touchstone Strategic Trust - Non-U..	New	Energy	4.56%
Invesco Global Inv. Ser. - Global Eq..	New	Consumer Staples	3.51%
Steward Global Equity Income Fund		Financials	3.22%
SEB Aktiesparfond		Information Technology	2.86%
Danske Invest Global Sustainable F..	New	Consumer Staples	2.75%
JOHCM Umbrella Fund Plc - Global S..	New	Consumer Discretionary	2.70%
Columbia Select Global Equity Fund	Close	Consumer Staples	-2.39%
Quilter Investors Series I - Global Dy..	Close	Health Care	-2.45%
AIM Fds. Grp. (IFG) - Invesco Global C..		Financials	-2.82%
AIM Fds. Grp. (IFG) - Invesco Global C..		Consumer Staples	-4.38%
Delaware Global Equity Fund		Consumer Staples	-5.09%
Delaware Global Equity Fund II		Consumer Staples	-5.10%
BlackRock Global Dividend Portfolio	Close	Consumer Staples	-5.68%

Largest Fund Level Stock Inflows/Outflows, \$

Fund Name	Stock Name	New..	Flow
American Funds Capital World Gro..	Glencore plc		\$607M
Fundsmith Equity Fund	Unilever PLC		\$306M
American Funds Capital World Gro..	HSBC Holdings Plc	New	\$267M
American Funds New Perspective F..	Rentakil Initial plc	New	\$263M
American Funds New Perspective F..	Rio Tinto plc	New	\$245M
Franklin Mutual Ser. Fds. - Global Di..	Shell PLC	New	\$216M
American Funds New Perspective F..	Entain PLC		\$158M
American Funds New Perspective F..	Halma plc		(\$103M)
American Funds New Perspective F..	Linde plc		(\$105M)
American Funds New Perspective F..	Spirax-Sarco Engineering..		(\$116M)
American Funds New Perspective F..	NovoCure Ltd.		(\$120M)
Franklin Mutual Ser. Fds. - Beacon ..	BP p.l.c.	Close	(\$123M)
American Funds New Perspective F..	Axon Enterprise Inc	Close	(\$158M)
American Funds Capital World Gro..	Rio Tinto plc		(\$200M)

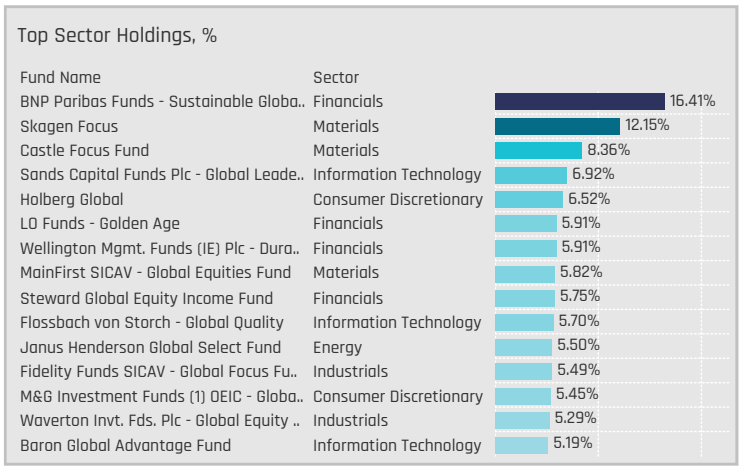
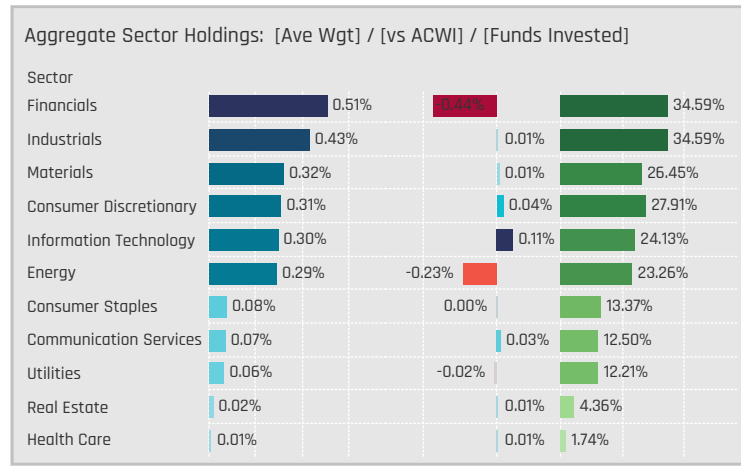


Aggregate Stock Holdings Data, Ranked by Most Widely Held.

Ticker	Stock Name	Funds Invested %	Average Weight	Vs Benchmark	Fund AUM, \$
TD-CA	Toronto-Dominion Bank	14.24%	0.09%	-0.08%	\$780M
CP-CA	Canadian Pacific Railway Limi..	12.21%	0.16%	0.04%	\$1,452M
SHOP-US	Shopify, Inc. Class A	11.63%	0.12%	0.02%	\$1,715M
RY-CA	Royal Bank of Canada	10.17%	0.05%	-0.14%	\$224M
CSU-CA	Constellation Software Inc.	10.17%	0.15%	0.07%	\$711M
LULU-US	Lululemon Athletica Inc	9.88%	0.08%	0.00%	\$694M
CNR-CA	Canadian National Railway C..	9.88%	0.08%	-0.02%	\$467M
L-CA	Loblaw Companies Limited	9.30%	0.04%	0.01%	\$111M
MFC-CA	Manulife Financial Corporation	9.01%	0.05%	-0.01%	\$157M
WCN-CA	Waste Connections, Inc.	8.72%	0.07%	0.01%	\$359M
NTR-CA	Nutrien Ltd.	7.85%	0.04%	-0.02%	\$859M
GIB.A-CA	CGI Inc. Class A	7.85%	0.04%	-0.01%	\$169M
MRU-CA	Metro Inc.	7.27%	0.02%	0.00%	\$90M
ATD-CA	Alimentation Couche-Tard Inc...	7.27%	0.10%	0.01%	\$305M
CNQ-CA	Canadian Natural Resources L..	6.98%	0.07%	-0.05%	\$1,972M

Top Stock Holdings, %

Fund Name	Ticker	Stock Name	Weight
Holberg Global	ATD-CA	Alimentation Couche..	6.52%
Castle Focus Fund	AEM-CA	Agnico Eagle Mines Li..	6.43%
Wellington Mgmt. Funds (IE) Plc - Dura..	IFC-CA	Intact Financial Corpo..	5.91%
Flossbach von Storch - Global Quality	CSU-CA	Constellation Softwar..	5.60%
Waverton Inv. Fds. Plc - Global Equity ..	CP-CA	Canadian Pacific Rail..	5.29%
Baron Global Advantage Fund	SHOP-US	Shopify, Inc. Class A	5.19%
Longleaf Partners Global Fund	FFH-CA	Fairfax Financial Holdi..	5.03%
Sands Capital Funds Plc - Global Leade..	CSU-CA	Constellation Softwar..	4.99%
Skagen Global	CP-CA	Canadian Pacific Rail..	4.96%
Scharf Global Opportunity Fund	BN-CA	Brookfield Corporation	4.89%
Chautauqua Global Growth Fund	FFH-CA	Fairfax Financial Holdi..	4.83%
BL - Equities Dividend	CNR-CA	Canadian National Rai..	4.62%
Baillie Gifford Investment Funds ICVC - ..	SHOP-US	Shopify, Inc. Class A	4.37%
M&G Investment Funds (1) OEIC - Globa..	PSK-CA	PrairieSky Royalty Ltd	4.14%
Wellington Mgmt. Funds (IE) Plc - Dura..	CSU-CA	Constellation Softwar..	4.11%



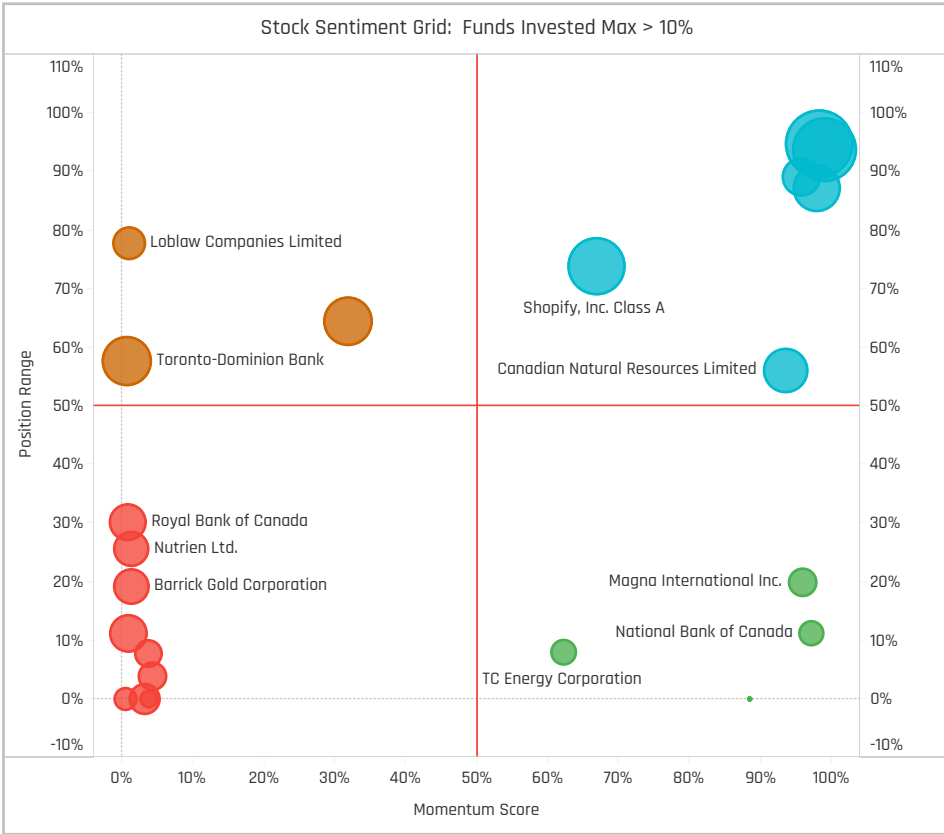
Top Stock Holdings, \$

Fund Name	Ticker	Stock Name	Value
American Funds Capital World Growth ..	CNQ-CA	Canadian Natural Resou..	\$1,567M
American Funds New Perspective Fund	CVE-CA	Cenovus Energy Inc.	\$811M
American Funds New Perspective Fund	CP-CA	Canadian Pacific Railwa..	\$627M
First Eagle Global Fund	IMO-CA	Imperial Oil Limited	\$621M
American Funds Capital World Growth ..	CVE-CA	Cenovus Energy Inc.	\$537M
American Funds Capital World Growth ..	CCO-CA	Cameco Corporation	\$458M
American Funds Capital World Growth ..	TRP-CA	TC Energy Corporation	\$450M
American Funds Capital World Growth ..	QSR-CA	Restaurant Brands Inter..	\$424M
DWS Top Dividende	AEM-CA	Agnico Eagle Mines Limi..	\$423M
Morgan Stanley Inv. Fds. - Global Opp..	SHOP-US	Shopify, Inc. Class A	\$398M
American Funds Capital World Growth ..	TOU-CA	Tourmaline Oil Corp.	\$386M
American Funds New Perspective Fund	QSR-CA	Restaurant Brands Inter..	\$364M
DWS Top Dividende	NTR-CA	Nutrien Ltd.	\$361M
American Funds New Perspective Fund	LULU-US	Lululemon Athletica Inc	\$356M
American Funds New Perspective Fund	SHOP-US	Shopify, Inc. Class A	\$336M

Largest Changes in Fund Weight, %

Fund Name	New or C..	Change
Delaware Global Equity Fund II	New	5.09%
Delaware Global Equity Fund	New	5.08%
Quilter Investors Series I - Globa..		3.91%
abrdn Global Sust. and Resp. Inv..		2.83%
BNP Paribas Funds - Sustainabl..		2.76%
Aberdeen Standard SICAV I - Gl..		2.61%
AIM Fds. Grp. (IFG) - Invesco Glo..		2.32%
Eaton Vance Richard Bernstein ..		-2.66%
BlackRock Global Funds - Syste..		-3.02%
Vanguard Global ESG Select Sta..		-3.08%
BlackRock Strategic Fds. - Syste..		-3.18%
Castle Focus Fund		-3.31%
Baring Global Umbrella Fund - Gl..		-3.38%
Liontrust Investment Funds I - G..		-4.08%

Ave Wgt Δ	Funds Invested Δ	Fund Flows, \$	Av Wgt vs ACWI Δ	Funds O/W % Δ
-0.14%	0.58%	\$352M	0.10%	-0.29%



Aggregate Stock Holdings Changes

Ticker	Stock Name	Funds Invested % Δ	Average Weight Δ	Fund Flows, \$
SHOP-US	Shopify, Inc. Class A	2.62%	-0.01%	\$33M
MRU-CA	Metro Inc.	1.16%	0.00%	\$9M
PKI-CA	Parkland Corporation	1.16%	0.00%	\$1M
STN-CA	Stantec Inc	1.16%	0.01%	\$4M
NPI-CA	Northland Power Inc.	1.16%	0.00%	\$5M
MEG-CA	MEG Energy Corp.	1.16%	0.00%	\$1M
GIB.A-CA	CGI Inc. Class A	0.87%	0.01%	\$26M
WN-CA	George Weston Limited	-1.45%	-0.01%	(\$24M)
BNS-CA	Bank of Nova Scotia	-1.45%	-0.01%	(\$51M)
LMN-CA	Lumine Group Inc	-1.45%	0.00%	(\$3M)
TOU-CA	Tourmaline Oil Corp.	-1.45%	0.00%	(\$10M)
NTR-CA	Nutrien Ltd.	-1.74%	-0.01%	(\$87M)
BMO-CA	Bank of Montreal	-2.03%	-0.01%	(\$36M)
AEM-CA	Agnico Eagle Mines Limited	-2.62%	-0.02%	(\$12M)

Largest Fund Flows, \$

Fund Name	New or Cl..	Flow
American Funds Capital World ..		(\$699M)
American Funds New Perspecti..		\$236M
Carmignac Investissement		\$61M
Handelsbanken Global Tema		\$57M
Fidelity Inv. Trust - Worldwide F..		\$37M
American Funds Global Insight ..		\$28M
BNP Paribas Funds - Sustainabl..		\$25M
Old Westbury Large Cap Strate..		(\$43M)
AB SICAV I - Low Volatility Equi..		(\$45M)
DWS Top Dividende		(\$57M)
SEB Fund 1 - Global Fund		(\$78M)
First Eagle Amundi - Internatio..		(\$87M)
BlackRock Global Funds - Syste..		(\$110M)
Franklin Mutual Ser. Fds. - Glob..	Close	(\$125M)

Largest Fund Level Changes in Stock Weight, %

Fund Name	Stock Name	New ..	Change
SVS Aubrey Capital Mgmt. Inv. Fu..	FirstService Corp	New	2.77%
Delaware Global Equity Fund II	Alimentation Couche-Tar..	New	2.63%
Delaware Global Equity Fund	Alimentation Couche-Tar..	New	2.63%
abrdn Global Sust. and Resp. Inves..	Canadian Pacific Railway..	New	2.47%
Delaware Global Equity Fund II	Canadian Natural Resour..	New	2.46%
Delaware Global Equity Fund	Canadian Natural Resour..	New	2.45%
Fidelity Funds SICAV - Global Focu..	Canadian National Railw..	New	2.41%
Castle Focus Fund	Agnico Eagle Mines Limit..		-1.62%
Fidelity Inv. Funds - Global Focus ..	Canadian Pacific Railway..	Close	-2.19%
Baring Global Umbrella Fund - Glo..	Suncor Energy Inc.	Close	-2.42%
Liontrust Investment Funds I - Glo..	Brookfield Corporation	Close	-2.63%
Vanguard Global ESG Select Stock ..	Bank of Nova Scotia	Close	-2.78%
SVS Aubrey Capital Mgmt. Inv. Fu..	Descartes Systems Grou..	Close	-2.84%
AIM Fds. Grp. (IFG) - Invesco Globa..	Topicus.com, Inc.	Close	-3.15%

Sector Holding Changes: [Funds Invested Δ] / [Ave Wgt Δ] / Fund Flows, \$

Sector	Change	Flow
Industrials	0.02%	\$89M
Health Care	0.58%	\$7M
Information Technology	0.29%	\$15M
Consumer Discretionary	0.29%	\$126M
Communication Services	0.29%	(\$42M)
Utilities	0.29%	\$6M
Consumer Staples	0.29%	(\$38M)
Multi	0.00%	
Real Estate	-0.29%	\$48M
Financials	-0.29%	(\$224M)
Energy	-0.87%	\$309M
Materials	-1.45%	\$55M

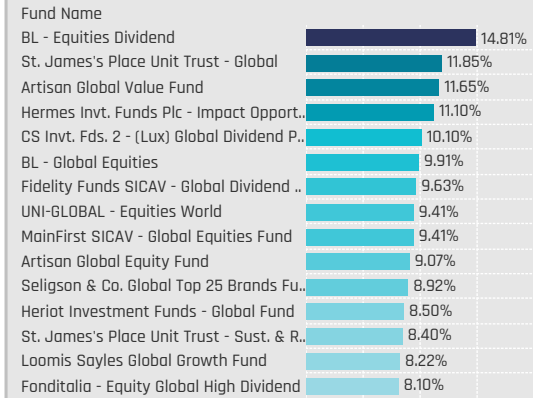
Largest Changes in Fund Sector Weight, %

Fund Name	New a..	Sector	Change
BNP Paribas Funds - Sustainable Gl..		Financials	2.79%
SVS Aubrey Capital Mgmt. Inv. Fun..	New	Real Estate	2.77%
Delaware Global Equity Fund II	New	Consumer Discretionary	2.63%
Delaware Global Equity Fund	New	Consumer Discretionary	2.63%
abrdn Global Sust. and Resp. Invest..	New	Industrials	2.47%
Delaware Global Equity Fund II	New	Energy	2.46%
Delaware Global Equity Fund	New	Energy	2.45%
Castle Focus Fund		Materials	-2.08%
Kepler Risk Select Aktienfonds		Materials	-2.42%
Baring Global Umbrella Fund - Globa..	Close	Energy	-2.42%
SVS Aubrey Capital Mgmt. Inv. Fun..		Information Technology	-2.57%
Liontrust Investment Funds I - Glob..	Close	Financials	-2.63%
Kepler Ethik Aktienfonds	Close	Communication Services	-2.70%
Vanguard Global ESG Select Stock F..	Close	Financials	-2.78%

Largest Fund Level Stock Inflows/Outflows, \$

Fund Name	Stock Name	New..	Flow
American Funds Capital World Gro..	TC Energy Corporation		\$309M
American Funds Capital World Gro..	Genovus Energy Inc.		\$196M
American Funds Capital World Gro..	First Quantum Minerals L..		\$149M
American Funds New Perspective F..	Shopify, Inc. Class A		\$133M
American Funds Capital World Gro..	Restaurant Brands Intern..		\$91M
American Funds Capital World Gro..	Great-West Lifeco Inc.		\$90M
American Funds New Perspective F..	Canadian National Railw..		\$69M
Baillie Gifford Investment Funds IC..	Shopify, Inc. Class A		(\$44M)
Old Westbury Large Cap Strategies..	Canadian Pacific Railway..		(\$48M)
American Funds New Perspective F..	Nutrien Ltd.	Close	(\$60M)
First Eagle Amundi - International ..	Imperial Oil Limited	Close	(\$86M)
American Funds New Perspective F..	Canadian Natural Resour..		(\$87M)
Franklin Mutual Ser. Fds. - Global Di..	Suncor Energy Inc.	Close	(\$125M)
American Funds Capital World Gro..	Toronto-Dominion Bank		(\$195M)

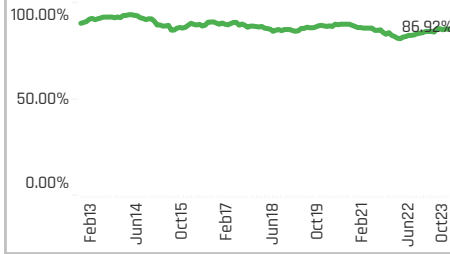
Top Holdings, %



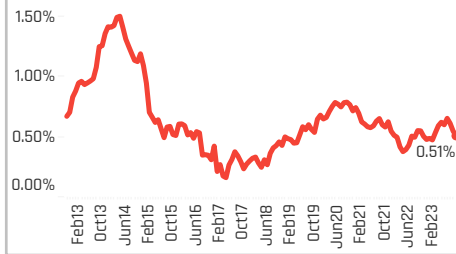
Average Weight: 3.00%



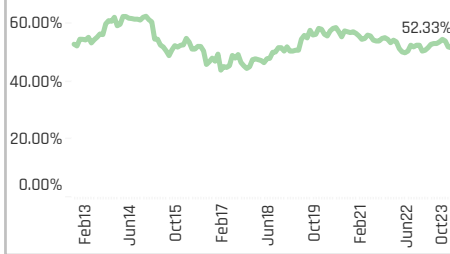
Funds Invested %: 86.92%



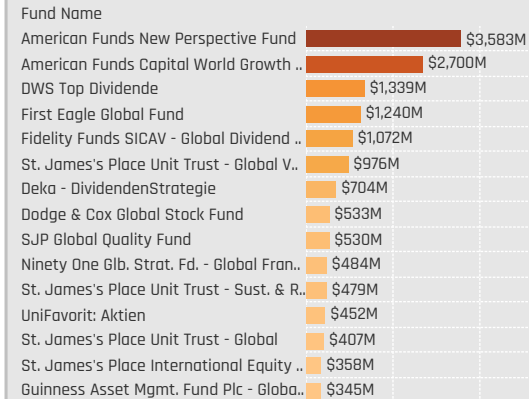
Average Weight vs ACWI: 0.51%



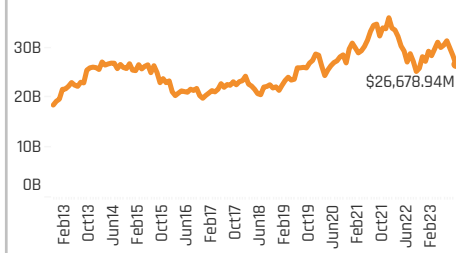
Funds Overweight %: 52.33%



Top Holdings, \$



Combined Fund AUM: \$26.7B



Cumulative Fund Flows: (\$1,303M)



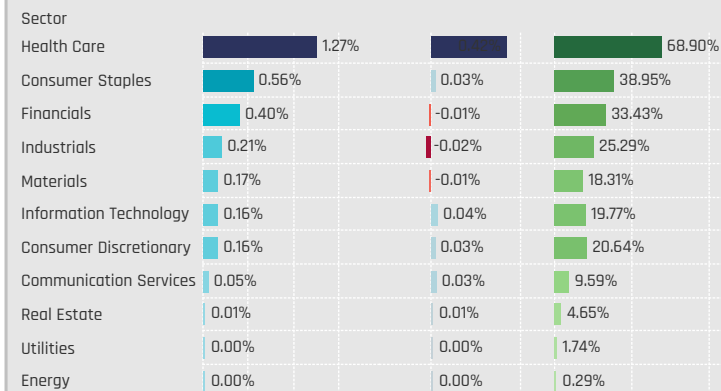
Aggregate Stock Holdings Data, Ranked by Most Widely Held.

Ticker	Stock Name	Funds Invested %	Average Weight	Vs Benchmark	Fund AUM, \$
NESN-CH	Nestle S.A.	37.50%	0.54%	0.05%	\$5,689M
ROG-CH	Roche Holding Ltd Dividend Ri..	36.92%	0.45%	0.15%	\$3,391M
NOVN-CH	Novartis AG	28.20%	0.37%	0.04%	\$3,197M
CFR-CH	Compagnie Financiere Richem..	15.99%	0.13%	0.02%	\$2,025M
LONN-CH	Lonza Group AG	15.12%	0.12%	0.07%	\$847M
ZURN-CH	Zurich Insurance Group Ltd	12.21%	0.13%	0.01%	\$1,924M
UBSG-CH	UBS Group AG	11.34%	0.13%	0.00%	\$1,561M
TEL-US	TE Connectivity Ltd.	11.05%	0.10%	0.03%	\$1,674M
SIKA-CH	Sika AG	11.05%	0.10%	0.03%	\$1,102M
ALC-CH	Alcon, Inc.	10.17%	0.13%	0.08%	\$773M
SCMN-CH	Swisscom AG	9.59%	0.05%	0.03%	\$189M
STMPA-FR	STMicroelectronics NV	9.01%	0.04%	0.00%	\$572M
PGHN-CH	Partners Group Holding AG	8.14%	0.08%	0.05%	\$405M
ABBN-CH	ABB Ltd.	8.14%	0.07%	-0.02%	\$798M
KNIN-CH	Kuehne & Nagel International..	7.85%	0.03%	0.01%	\$122M

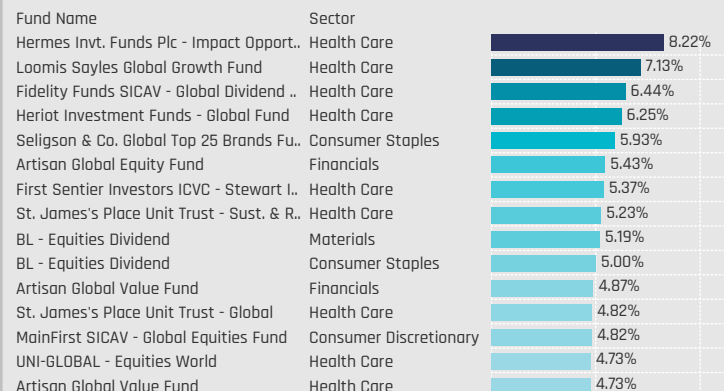
Top Stock Holdings, %

Fund Name	Ticker	Stock Name	Weight (%)
Seligson & Co. Global Top 25 Brands Fu..	NESN-CH	Nestle S.A.	5.93%
Artisan Global Equity Fund	UBSG-CH	UBS Group AG	5.43%
BL - Equities Dividend	GIVN-CH	Givaudan SA	5.19%
BL - Equities Dividend	NESN-CH	Nestle S.A.	5.00%
Artisan Global Value Fund	UBSG-CH	UBS Group AG	4.87%
St. James's Place Unit Trust - Global	NOVN-CH	Novartis AG	4.82%
Artisan Global Value Fund	NOVN-CH	Novartis AG	4.73%
Allianz Interglobal	PGHN-CH	Partners Group Holdin..	4.65%
BL - Equities Dividend	SGSN-CH	SGS SA	4.62%
Ariel Global Fund	ROG-CH	Roche Holding Ltd Divi..	4.60%
Ninety One Glob. Strat. Fd. - Global Quali..	NESN-CH	Nestle S.A.	4.59%
St. James's Place Unit Trust - Global	UBSG-CH	UBS Group AG	4.58%
Davis Global Fund	BAER-CH	Julius Baer Gruppe AG	4.51%
GAMAX Funds - Junior	NESN-CH	Nestle S.A.	4.45%
Scharf Global Opportunity Fund	NOVN-CH	Novartis AG	4.40%

Aggregate Sector Holdings: [Ave Wgt] / [vs ACWI] / [Funds Invested]



Top Sector Holdings, %



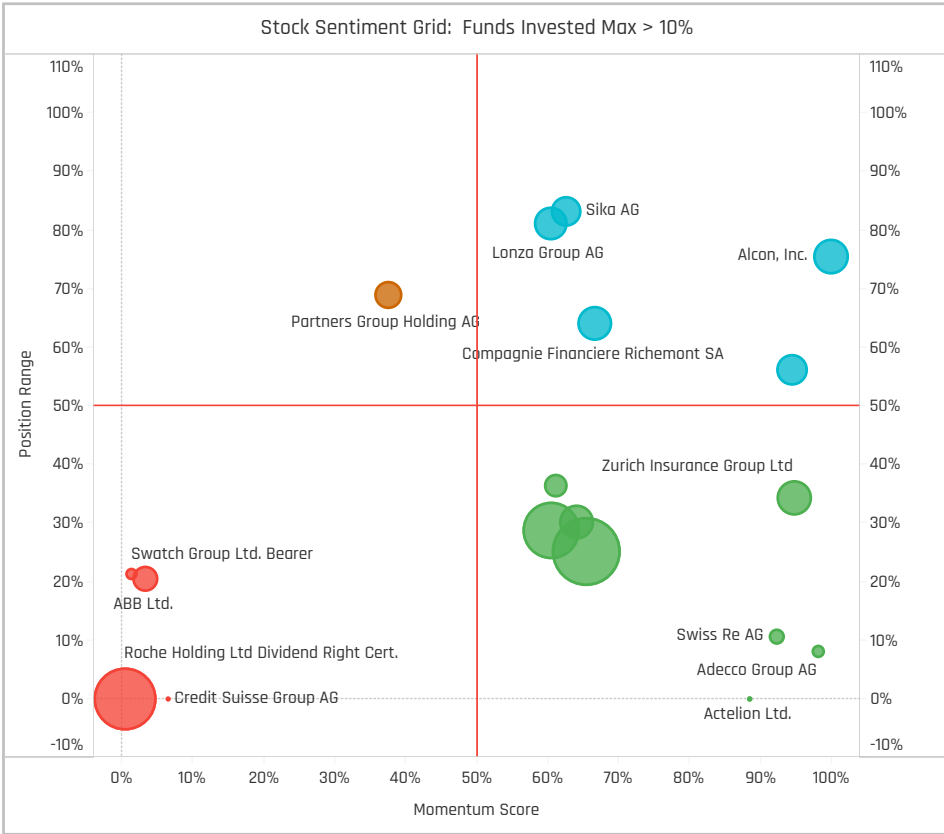
Top Stock Holdings, \$

Fund Name	Ticker	Stock Name	Value (\$)
American Funds New Perspective Fund	NESN-CH	Nestle S.A.	\$1,128M
American Funds Capital World Growth ..	ZURN-CH	Zurich Insurance Group L..	\$938M
American Funds Capital World Growth ..	NESN-CH	Nestle S.A.	\$736M
American Funds New Perspective Fund	SIKA-CH	Sika AG	\$597M
First Eagle Global Fund	CFR-CH	Compagnie Financiere Ri..	\$546M
American Funds New Perspective Fund	TEL-US	TE Connectivity Ltd.	\$542M
DWS Top Dividende	NESN-CH	Nestle S.A.	\$486M
DWS Top Dividende	NOVN-CH	Novartis AG	\$400M
American Funds Capital World Growth ..	NOVN-CH	Novartis AG	\$363M
First Eagle Global Fund	SCHP-CH	Schindler Holding AG Pref	\$362M
Fidelity Funds SICAV - Global Dividend ..	ROG-CH	Roche Holding Ltd Divide..	\$362M
Fidelity Funds SICAV - Global Dividend ..	NOVN-CH	Novartis AG	\$356M
Fidelity Funds SICAV - Global Dividend ..	ZURN-CH	Zurich Insurance Group L..	\$354M
American Funds New Perspective Fund	STMPA-FR	STMicroelectronics NV	\$350M
St. James's Place Unit Trust - Global V..	UBSG-CH	UBS Group AG	\$343M

Largest Changes in Fund Weight, %

Fund Name	New or C..	Change
BNP Paribas Funds - Sustainabl..		3.21%
BlackRock Strategic Fds. - Syste..		3.14%
Carmignac Investissement		2.34%
American Century Focused Glob..	New	2.30%
BlackRock Global Dividend Portf..		2.28%
FTIF SICAV - Franklin Global Gro..		2.18%
T Rowe Price Global Stock Fund	New	2.04%
Aberdeen Standard SICAV I - Gl..		-3.00%
Columbia Select Global Equity F..		-3.63%
AIM Fds. Grp. (IFG) - Invesco Glo..		-3.67%
SVS Aubrey Capital Mgmt. Invt. ..		-4.34%
FP WHEB Asset Mgmt. Fds. - Su..		-4.41%
Delaware Global Equity Fund II		-5.07%
Delaware Global Equity Fund		-5.07%

Ave Wgt Δ	Funds Invested Δ	Fund Flows, \$	Av Wgt vs ACWI Δ	Funds O/W % Δ
-0.36%	0.00%	(\$88M)	-0.08%	-0.87%



Aggregate Stock Holdings Changes

Ticker	Stock Name	Funds Invested % Δ	Average Weight Δ	Fund Flows, \$
ALC-CH	Alcon, Inc.	2.62%	0.03%	\$121M
DSFIR-NL	DSM-Firmenich AG	1.74%	0.01%	\$79M
NESN-CH	Nestle S.A.	1.45%	-0.08%	\$49M
HOLN-CH	Holcim Ltd	1.45%	0.00%	(\$52M)
CFR-CH	Compagnie Financiere Richem..	1.45%	-0.02%	\$129M
BKW-CH	BKW AG	1.16%	0.00%	\$2M
UHRN-CH	Swatch Group Ltd. Registered	0.58%	0.00%	\$1M
RO-CH	Roche Holding Ltd	-0.58%	0.00%	(\$5M)
CSGN-CH	Credit Suisse Group AG	-0.87%	0.00%	\$0M
ACLN-CH	Accelleron Industries AG	-0.87%	0.00%	(\$1M)
UHR-CH	Swatch Group Ltd. Bearer	-0.87%	-0.02%	(\$7M)
UBSG-CH	UBS Group AG	-0.87%	0.03%	\$107M
KNIN-CH	Kuehne & Nagel International ..	-0.87%	-0.01%	\$19M
ROG-CH	Roche Holding Ltd Dividend Ri..	-1.16%	-0.10%	(\$102M)

Largest Fund Flows, \$

Fund Name	New or Cl..	Flow
American Funds New Economy ..		\$160M
T Rowe Price Global Stock Fund	New	\$130M
Carmignac Investissement		\$94M
DWS Top Dividende		\$61M
Guinness Asset Mgmt. Fund Plc..		\$57M
Franklin Mutual Ser. Fds. - Glob..		\$50M
Schroder ISF - Global Equity Alp..		\$42M
BlackRock Global Funds - Syste..		(\$38M)
RBC Funds (Lux) - Global Equity..	Close	(\$39M)
Fidelity Funds SICAV - Global Di..		(\$43M)
American Funds New Perspecti..		(\$92M)
Swedbank Robur Kapitalinvest		(\$114M)
Dodge & Cox Global Stock Fund		(\$139M)
Swedbank Robur Allemansfond..		(\$146M)

Largest Fund Level Changes in Stock Weight, %

Fund Name	Stock Name	New ..	Change
Hermes Invt. Funds Plc - Impact O..	DSM-Firmenich AG	New	3.86%
AIM Fds. Grp. (IFG) - Invesco Global..	Nestle S.A.	New	3.04%
BlackRock Global Dividend Portfolio	Nestle S.A.	New	2.91%
FTIF SICAV - Franklin Global Growt..	DSM-Firmenich AG	New	2.44%
Carmignac Investissement	UBS Group AG	New	2.42%
Vanguard Global ESG Select Stock ..	DSM-Firmenich AG	New	2.32%
American Century Focused Global ..	Alcon, Inc.	New	2.30%
Delaware Global Equity Fund	Roche Holding Ltd Divide..	Close	-2.58%
Threadneedle (Lux) - Global Focus ..	Lonza Group AG		-2.70%
Delaware Global Equity Fund	Nestle S.A.		-3.02%
Delaware Global Equity Fund II	Nestle S.A.		-3.02%
SVS Aubrey Capital Mgmt. Invt. Fu..	Sika AG	Close	-3.74%
Columbia Select Global Equity Fund	Lonza Group AG	Close	-4.10%
AIM Fds. Grp. (IFG) - Invesco Global..	Temenos AG	Close	-5.29%

Sector Holding Changes: [Funds Invested Δ] / [Ave Wgt Δ] / Fund Flows, \$

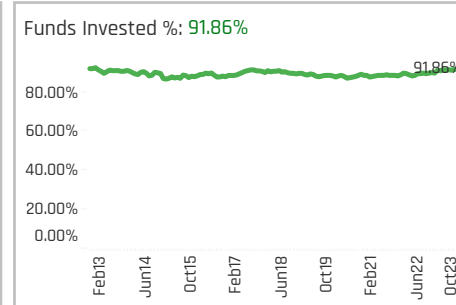
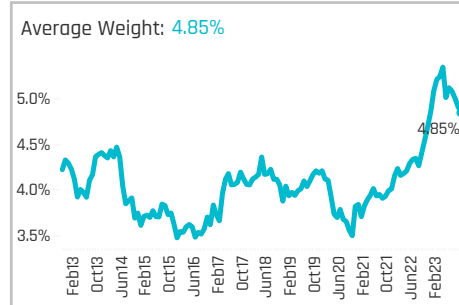
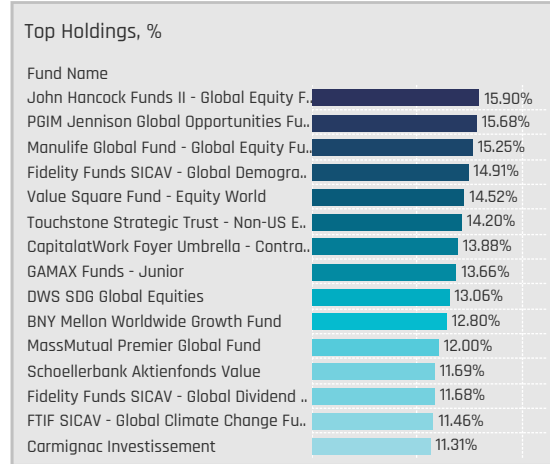
Sector	Funds Invested Δ	Ave Wgt Δ	Fund Flows, \$
Consumer Staples	1.45%	-0.08%	\$48M
Consumer Discretionary	1.45%	-0.04%	\$127M
Financials	1.45%	0.04%	\$33M
Health Care	1.16%	-0.23%	(\$94M)
Utilities	1.16%	0.00%	\$2M
Materials	1.16%	-0.02%	\$93M
Energy	0.29%	0.00%	\$123M
Real Estate	0.00%	0.00%	(\$2M)
Information Technology	0.00%	-0.01%	(\$278M)
Communication Services	0.00%	-0.01%	(\$21M)
Industrials	-0.29%	-0.02%	(\$118M)

Largest Changes in Fund Sector Weight, %

Fund Name	New o..	Sector	Change
AIM Fds. Grp. (IFG) - Invesco Global C..	New	Consumer Staples	3.04%
BlackRock Global Dividend Portfolio	New	Consumer Staples	2.91%
FTIF SICAV - Franklin Global Growth ..	New	Health Care	2.44%
Carmignac Investissement	New	Financials	2.42%
American Century Focused Global G..	New	Health Care	2.30%
Liontrust Investment Funds I - Glob..	New	Consumer Discretionary	2.18%
DWS Concept DJE Globale Aktien	New	Health Care	1.89%
Threadneedle (Lux) - Global Focus F..		Health Care	-2.70%
Delaware Global Equity Fund		Consumer Staples	-3.02%
Delaware Global Equity Fund II		Consumer Staples	-3.02%
FP WHEB Asset Mgmt. Fds. - Sustai..		Health Care	-3.32%
SVS Aubrey Capital Mgmt. Invt. Fun..	Close	Materials	-3.74%
Columbia Select Global Equity Fund	Close	Health Care	-4.10%
AIM Fds. Grp. (IFG) - Invesco Global C..	Close	Information Technology	-5.29%

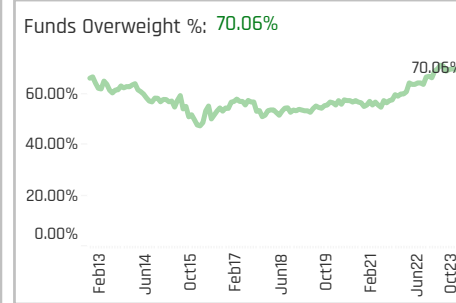
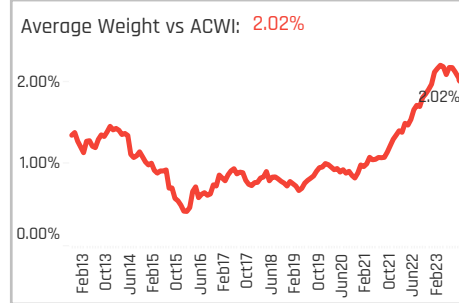
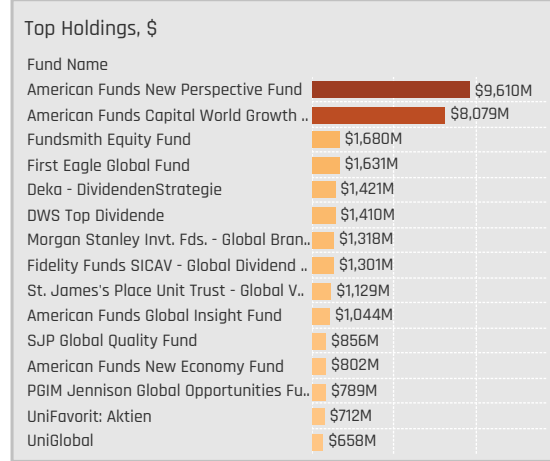
Largest Fund Level Stock Inflows/Outflows, \$

Fund Name	Stock Name	New..	Flow
American Funds New Perspective F..	Sika AG		\$208M
American Funds New Economy Fund	Transocean Ltd.	New	\$123M
DWS Top Dividende	Nestle S.A.		\$113M
Carmignac Investissement	UBS Group AG	New	\$90M
T Rowe Price Global Stock Fund	Nestle S.A.	New	\$74M
American Funds New Perspective F..	DSM-Firmenich AG	New	\$69M
American Funds New Economy Fund	Lonza Group AG	New	\$62M
Swedbank Robur Kapitalinvest	Sika AG	Close	(\$57M)
DWS Top Dividende	Roche Holding Ltd Divide..		(\$68M)
American Funds New Perspective F..	TE Connectivity Ltd.		(\$69M)
American Funds New Perspective F..	STMicroelectronics NV		(\$90M)
Dodge & Cox Global Stock Fund	Novartis AG		(\$121M)
Swedbank Robur Allemansfond Ko..	ABB Ltd.	Close	(\$140M)
American Funds New Perspective F..	Nestle S.A.		(\$231M)



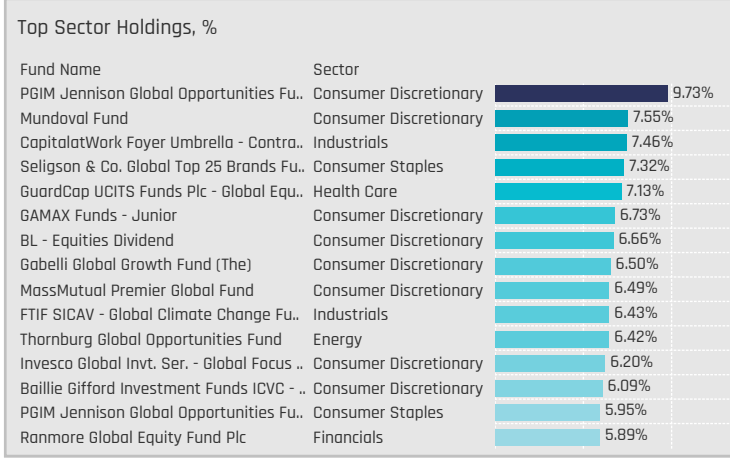
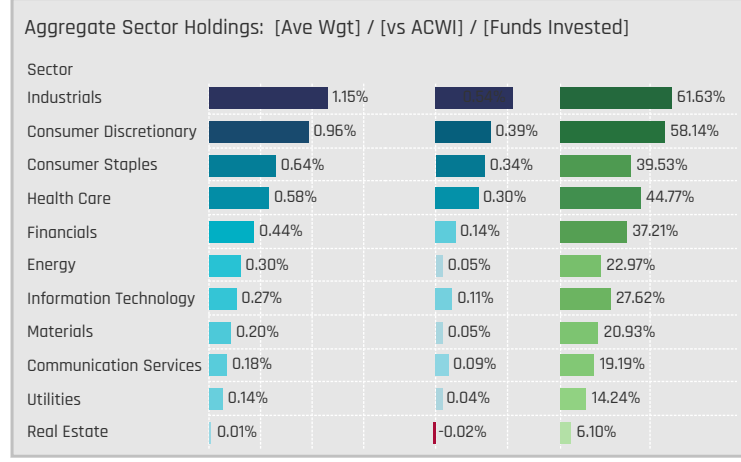
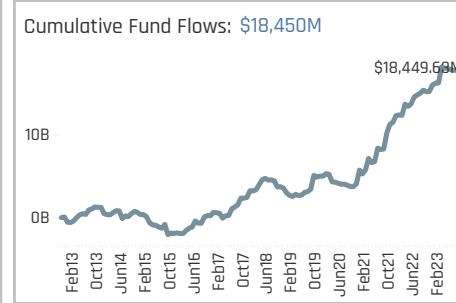
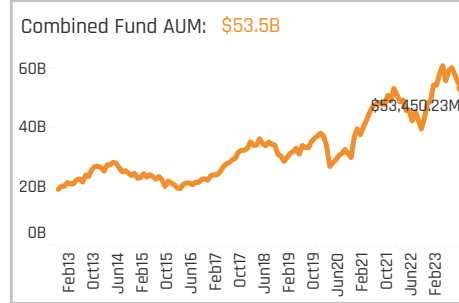
Aggregate Stock Holdings Data, Ranked by Most Widely Held.

Ticker	Stock Name	Funds Invested %	Average Weight	Vs Benchmark	Fund AUM, \$
MC-FR	LVMH Moet Hennessy Louis V..	35.17%	0.51%	0.18%	\$6,736M
SAN-FR	Sanofi	28.78%	0.29%	0.12%	\$3,343M
SU-FR	Schneider Electric SE	27.03%	0.40%	0.26%	\$3,009M
OR-FR	L'Oreal S.A.	25.87%	0.38%	0.21%	\$2,501M
TTE-FR	TotalEnergies SE	22.38%	0.30%	0.05%	\$3,532M
BNP-FR	BNP Paribas S.A. Class A	18.90%	0.17%	0.06%	\$1,611M
EL-FR	EssilorLuxottica SA	16.86%	0.23%	0.13%	\$2,259M
CS-FR	AXA SA	16.86%	0.16%	0.07%	\$1,823M
AI-FR	Air Liquide SA	15.70%	0.17%	0.02%	\$1,399M
RI-FR	Pernod Ricard SA	15.12%	0.09%	0.02%	\$1,405M
CAP-FR	Capgemini SE	12.21%	0.11%	0.05%	\$1,825M
AIR-FR	Airbus SE	12.21%	0.15%	0.02%	\$3,492M
BN-FR	Danone SA	11.92%	0.16%	0.10%	\$2,611M
RMS-FR	Hermes International SCA	11.63%	0.13%	0.03%	\$1,718M
KER-FR	Kering SA	11.63%	0.09%	0.04%	\$699M



Top Stock Holdings, %

Fund Name	Ticker	Stock Name	Weight
Mundoval Fund	LVMUY-US	LVMH Moet Hennessy ..	7.55%
GuardCap UCITS Funds Plc - Global Equ..	EL-FR	EssilorLuxottica SA	7.13%
Thornburg Global Opportunities Fund	TTE-FR	TotalEnergies SE	6.42%
Invesco Global Inv. Ser. - Global Focus ..	RMS-FR	Hermes International ..	6.20%
PGIM Jennison Global Opportunities Fu..	RMS-FR	Hermes International ..	6.00%
First Sentier Investors ICVC - Stewart I..	BIM-FR	bioMerieux SA	5.62%
Gabelli Global Growth Fund (The)	MC-FR	LVMH Moet Hennessy ..	5.48%
Schoellerbank Aktienfonds Value	SU-FR	Schneider Electric SE	5.35%
Wasatch Global Value Fund	TTE-FR	TotalEnergies SE	5.22%
M&G (Lux) Investment Funds 1 - Positiv..	SU-FR	Schneider Electric SE	4.92%
MassMutual Premier Global Fund	MC-FR	LVMH Moet Hennessy ..	4.90%
Artisan Global Value Fund	BN-FR	Danone SA	4.65%
St. James's Place Unit Trust - Global	BN-FR	Danone SA	4.65%
Gabelli Global Growth Fund (The)	OR-FR	L'Oreal S.A.	4.55%
Goldman Sachs Funds III - Global Equit..	SU-FR	Schneider Electric SE	4.54%



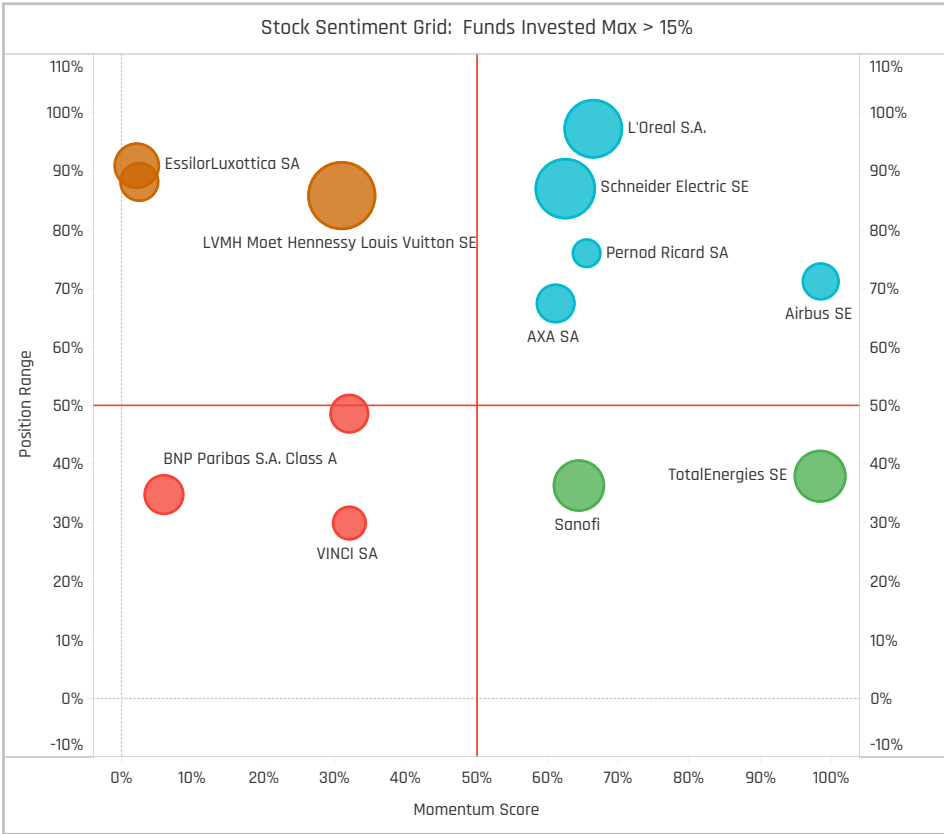
Top Stock Holdings, \$

Fund Name	Ticker	Stock Name	Value
American Funds Capital World Growth ..	MC-FR	LVMH Moet Hennessy La..	\$1,453M
American Funds Capital World Growth ..	AIR-FR	Airbus SE	\$1,286M
Fundsmith Equity Fund	MC-FR	LVMH Moet Hennessy La..	\$1,238M
American Funds New Perspective Fund	MC-FR	LVMH Moet Hennessy La..	\$1,213M
American Funds New Perspective Fund	AIR-FR	Airbus SE	\$909M
American Funds New Perspective Fund	TTE-FR	TotalEnergies SE	\$848M
American Funds New Perspective Fund	SAF-FR	Safran S.A.	\$788M
American Funds Capital World Growth ..	SAF-FR	Safran S.A.	\$720M
American Funds New Perspective Fund	EL-FR	EssilorLuxottica SA	\$696M
First Eagle Global Fund	BN-FR	Danone SA	\$606M
American Funds New Perspective Fund	RMS-FR	Hermes International SC..	\$600M
American Funds Capital World Growth ..	CAP-FR	Capgemini SE	\$587M
DWS Top Dividende	TTE-FR	TotalEnergies SE	\$571M
American Funds Capital World Growth ..	PUB-FR	Publicis Groupe SA	\$562M
Morgan Stanley Inv. Fds. - Global Bran..	RI-FR	Pernod Ricard SA	\$521M

Largest Changes in Fund Weight, %

Fund Name	New or C.	Change
Mundoval Fund	New	7.55%
Artisan Global Equity Fund		2.81%
AIM Fds. Grp. (IFG) - Invesco Glo.		2.65%
FP WHEB Asset Mgmt. Fds. - Su.	New	2.63%
Wellington Mgmt. Funds (IE) Plc ..		2.58%
Manulife Global Fund - Global Eq.		2.40%
Baillie Gifford Investment Funds..		2.31%
Touchstone Strategic Trust - No.		-5.01%
Gabelli Global Growth Fund (The)		-5.06%
American Century Focused Glob.		-6.05%
Carmignac Investissement		-6.20%
PGIM Jennison Global Opportuni.		-6.38%
Delaware Global Equity Fund		-7.13%
Delaware Global Equity Fund II		-7.13%

Ave Wgt Δ	Funds Invested Δ	Fund Flows, \$	Av Wgt vs ACWI Δ	Funds O/W % Δ
-0.49%	0.58%	\$351M	-0.16%	0.87%



Aggregate Stock Holdings Changes

Ticker	Stock Name	Funds Invested % Δ	Average Weight Δ	Fund Flows, \$
SGO-FR	Compagnie de Saint-Gobain SA	1.74%	0.02%	\$24M
CA-FR	Carrefour SA	1.45%	0.00%	\$6M
RI-FR	Pernod Ricard SA	1.45%	-0.03%	(\$14M)
ENGI-FR	ENGIE SA.	1.45%	0.01%	\$77M
OR-FR	L'Oréal S.A.	1.16%	-0.02%	(\$98M)
SAF-FR	Safran S.A.	1.16%	0.00%	\$61M
VIE-FR	Veolia Environnement SA	1.16%	0.00%	\$22M
AKE-FR	Arkema SA	-0.58%	0.00%	\$0M
EL-FR	EssilorLuxottica SA	-0.58%	-0.01%	\$38M
BNP-FR	BNP Paribas S.A. Class A	-0.58%	0.00%	\$57M
BVI-FR	Bureau Veritas SA	-0.87%	-0.01%	\$123M
ML-FR	Cie Generale des Etablissemen..	-0.87%	-0.01%	(\$38M)
ORA-FR	Orange SA	-1.16%	-0.01%	\$1M
TEP-FR	Teleperformance SA	-1.16%	-0.03%	(\$73M)

Largest Fund Flows, \$

Fund Name	New or Cl.	Flow
American Funds New Perspecti..		\$475M
American Funds Capital World ..		\$271M
DWS Top Dividende		\$107M
Franklin Mutual Ser. Fds. - Glob.		\$89M
American Funds Global Insight ..		\$87M
JPMorgan Funds - Global Focus..		\$74M
American Funds New Economy ..		\$51M
Robeco Capital Gr. Fds. - BP Glo.		(\$60M)
Morgan Stanley Invst. Fds. - Glo.		(\$68M)
PGIM Jennison Global Opportun.		(\$88M)
T Rowe Price Global Stock Fund	Close	(\$98M)
Vantobel Fund - Global Equity		(\$106M)
Swedbank Robur Kapitalinvest		(\$108M)
Carmignac Investissement		(\$194M)

Largest Fund Level Changes in Stock Weight, %

Fund Name	Stock Name	New ..	Change
Mundoval Fund	LVMH Moët Hennessy Lo..	New	7.55%
Wellington Mgmt. Funds (IE) Plc - ..	ENGIE SA.	New	3.35%
Artisan Global Equity Fund	Air Liquide SA	New	3.01%
Delaware Global Equity Fund II	L'Oréal S.A.	New	2.65%
Delaware Global Equity Fund	L'Oréal S.A.	New	2.64%
FP WHEB Asset Mgmt. Fds. - Susta..	Schneider Electric SE	New	2.63%
Delaware Global Equity Fund II	Airbus SE	New	2.30%
SVS Aubrey Capital Mgmt. Invst. Fu..	LVMH Moët Hennessy Lo..	Close	-3.54%
Aviva Investors SICAV - Global Equ..	Teleperformance SA	Close	-3.72%
Delaware Global Equity Fund II	Air Liquide SA	Close	-3.73%
Delaware Global Equity Fund	Air Liquide SA	Close	-3.74%
Touchstone Strategic Trust - Non-..	TotalEnergies SE		-3.93%
Delaware Global Equity Fund	Danone SA	Close	-4.20%
Delaware Global Equity Fund II	Danone SA	Close	-4.22%

Sector Holding Changes: [Funds Invested Δ] / [Ave Wgt Δ] / Fund Flows, \$

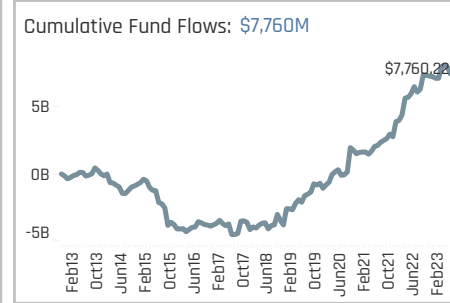
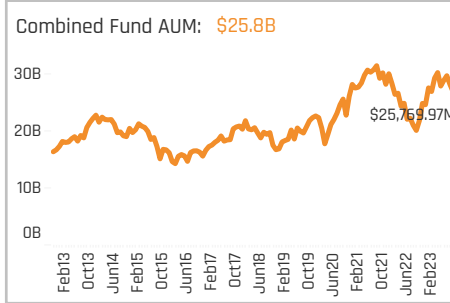
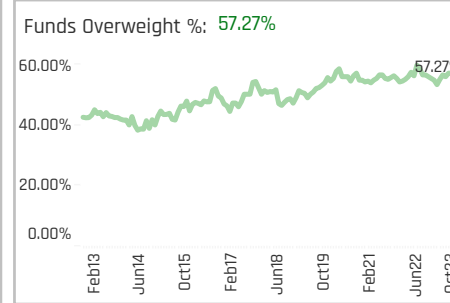
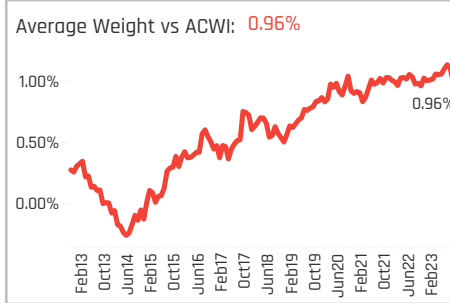
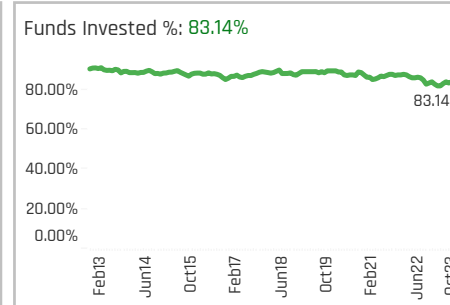
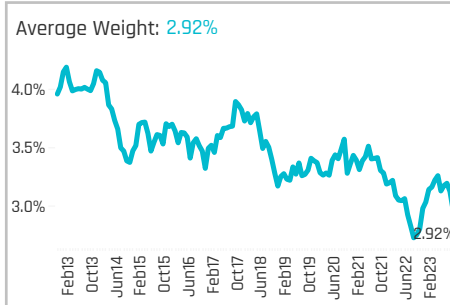
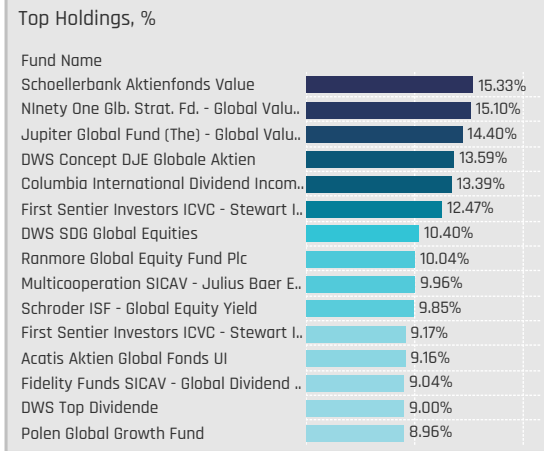
Sector	Weight	Δ	Flow
Industrials	1.45%	-0.09%	\$177M
Utilities	1.16%	0.02%	\$98M
Energy	0.58%	0.01%	(\$241M)
Information Technology	0.29%	0.02%	\$416M
Health Care	0.29%	-0.05%	\$226M
Materials	0.00%	-0.02%	\$25M
Consumer Discretionary	0.00%	-0.25%	(\$742M)
Real Estate	-0.29%	0.00%	(\$15M)
Consumer Staples	-0.29%	-0.08%	(\$11M)
Communication Services	-0.87%	-0.02%	\$364M
Financials	-0.87%	-0.02%	\$55M

Largest Changes in Fund Sector Weight, %

Fund Name	New o..	Sector	Change
Mundoval Fund	New	Consumer Discretionary	7.55%
Wellington Mgmt. Funds (IE) Plc - D..	New	Utilities	3.35%
Artisan Global Equity Fund	New	Materials	3.01%
Manulife Global Fund - Global Equity..		Industrials	2.66%
FP WHEB Asset Mgmt. Fds. - Sustai..	New	Industrials	2.63%
Baillie Gifford Investment Funds II I..	New	Industrials	2.31%
Delaware Global Equity Fund II	New	Industrials	2.30%
Touchstone Strategic Trust - Non-U..		Energy	-3.93%
Virtus Vantobel Global Opportunitie..	Close	Industrials	-3.97%
Vantobel Fund - Global Equity	Close	Industrials	-4.01%
Delaware Global Equity Fund	Close	Consumer Discretionary	-4.30%
Delaware Global Equity Fund II	Close	Consumer Discretionary	-4.30%
PGIM Jennison Global Opportunitie..		Consumer Discretionary	-4.31%
Gabelli Global Growth Fund (The)		Consumer Discretionary	-4.73%

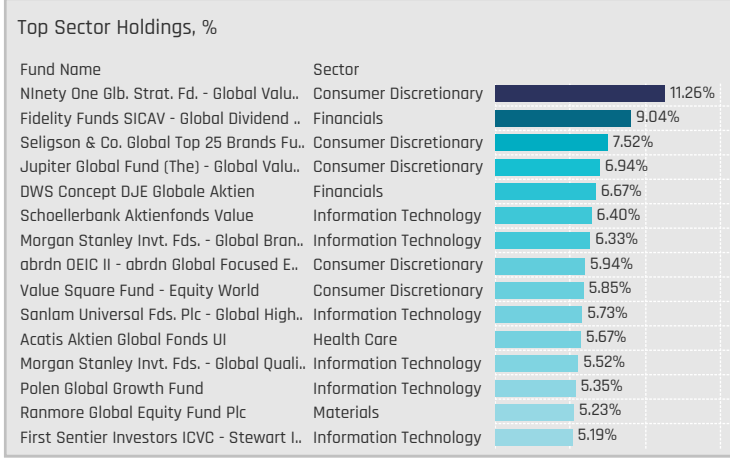
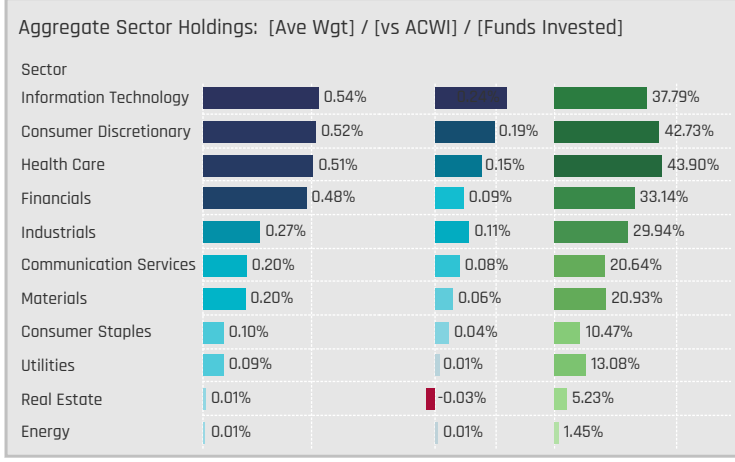
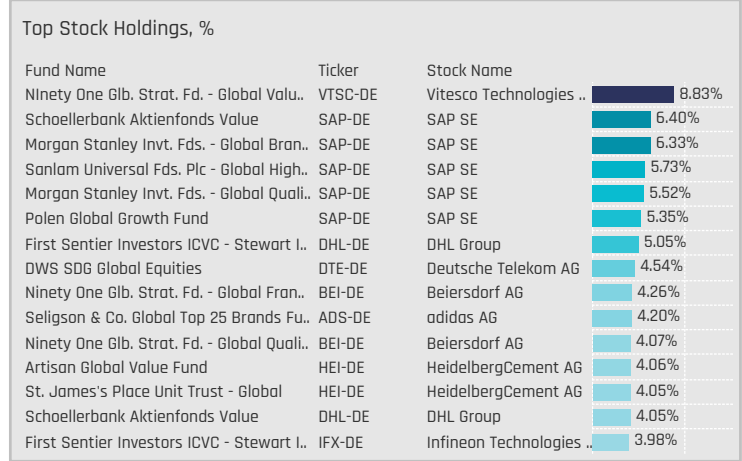
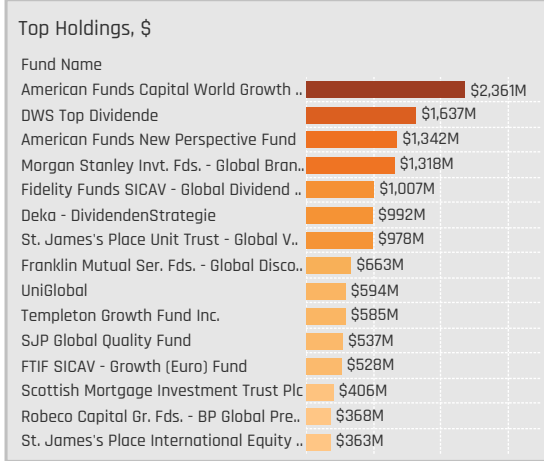
Largest Fund Level Stock Inflows/Outflows, \$

Fund Name	Stock Name	New..	Flow
American Funds Capital World Gro..	Sanofi		\$317M
American Funds New Perspective F..	Publicis Groupe SA		\$269M
American Funds New Perspective F..	Thales SA	New	\$149M
American Funds Capital World Gro..	Publicis Groupe SA		\$128M
American Funds Capital World Gro..	Bureau Veritas SA		\$127M
American Funds Capital World Gro..	Thales SA		\$113M
DWS Top Dividende	Capgemini SE	New	\$106M
Carmignac Investissement	TotalEnergies SE	Close	(\$60M)
Swedbank Robur Kapitalinvest	LVMH Moët Hennessy Lo..	Close	(\$62M)
PGIM Jennison Global Opportunitie..	LVMH Moët Hennessy Lo..		(\$71M)
American Funds New Perspective F..	Kering SA		(\$74M)
T Rowe Price Global Stock Fund	Airbus SE	Close	(\$98M)
American Funds Capital World Gro..	TotalEnergies SE		(\$175M)
American Funds Capital World Gro..	LVMH Moët Hennessy Lo..		(\$376M)



Aggregate Stock Holdings Data, Ranked by Most Widely Held.

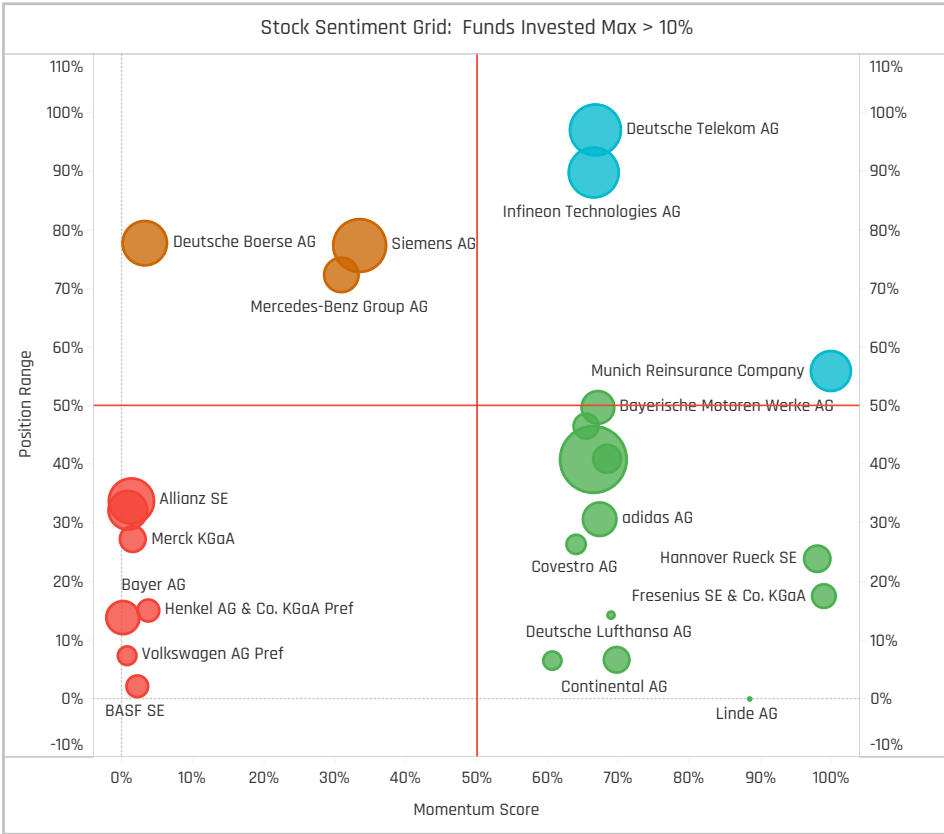
Ticker	Stock Name	Funds Invested %	Average Weight	Vs Benchmark	Fund AUM, \$
SIE-DE	Siemens AG	22.38%	0.20%	0.03%	\$2,413M
SAP-DE	SAP SE	21.80%	0.32%	0.09%	\$3,770M
IFX-DE	Infineon Technologies AG	18.31%	0.18%	0.11%	\$938M
DTE-DE	Deutsche Telekom AG	17.15%	0.19%	0.07%	\$1,589M
ALV-DE	Allianz SE	15.70%	0.15%	-0.01%	\$1,546M
MBG-DE	Mercedes-Benz Group AG	13.37%	0.08%	0.01%	\$534M
MUV2-DE	Munich Reinsurance Company	12.79%	0.11%	0.01%	\$875M
DHL-DE	DHL Group	11.63%	0.11%	0.05%	\$677M
DB1-DE	Deutsche Boerse AG	11.63%	0.14%	0.09%	\$1,270M
BMW-DE	Bayerische Motoren Werke AG	11.05%	0.08%	0.02%	\$390M
ADS-DE	adidas AG	9.01%	0.08%	0.02%	\$646M
BAYN-DE	Bayer AG	8.43%	0.08%	0.01%	\$985M
EOAN-DE	E.ON SE	7.27%	0.04%	0.00%	\$593M
FRE-DE	Fresenius SE & Co. KGaA	6.69%	0.04%	0.02%	\$326M
VOW3-DE	Volkswagen AG Pref	6.10%	0.02%	-0.01%	\$239M



Largest Changes in Fund Weight, %

Fund Name	New or C..	Change
Virtus NFJ Global Sustainability ..		5.11%
Eaton Vance Richard Bernstein ..		4.36%
JOHCM Umbrella Fund Plc - Glob..		3.09%
Artisan Global Equity Fund		2.40%
Robeco Capital Gr. Fds. - QI Glob..		1.64%
Wellington Mgmt. Funds (IE) Plc ...	New	1.20%
Franklin Mutual Ser. Fds. - Ques..		1.19%
Franklin Mutual Ser. Fds. - Beac..		-2.95%
FTIF SICAV - Global Climate Cha..		-3.14%
SVS Aubrey Capital Mgmt. Invnt. ...	Close	-3.61%
DWS Concept DJE Globale Aktien		-4.87%
AIM Fds. Grp. (IFG) - Invesco Glo..	Close	-10.07%
Delaware Global Equity Fund		-10.12%
Delaware Global Equity Fund II		-10.12%

Ave Wgt Δ	Funds Invested Δ	Fund Flows, \$	Av Wgt vs ACWI Δ	Funds O/W % Δ
-0.35%	-0.87%	(\$326M)	-0.10%	1.15%



Aggregate Stock Holdings Changes

Ticker	Stock Name	Funds Invested % Δ	Average Weight Δ	Fund Flows, \$
MUV2-DE	Munich Reinsurance Company	3.49%	0.02%	\$94M
BMW-DE	Bayerische Motoren Werke AG	1.74%	-0.01%	\$8M
ADS-DE	adidas AG	1.74%	-0.01%	\$121M
S92-DE	SMA Solar Technology AG	1.45%	0.00%	\$10M
SAP-DE	SAP SE	1.45%	-0.02%	(\$20M)
HEI-DE	HeidelbergCement AG	1.45%	0.00%	(\$1M)
FRE-DE	Fresenius SE & Co. KGaA	1.45%	0.00%	\$38M
ENR-DE	Siemens Energy AG	-0.87%	-0.01%	(\$4M)
HOT-DE	HOCHTIEF Aktiengesellschaft	-1.16%	0.00%	(\$3M)
BAS-DE	BASF SE	-1.16%	0.00%	(\$8M)
VOW3-DE	Volkswagen AG Pref	-1.45%	-0.02%	(\$180M)
DHL-DE	DHL Group	-1.45%	-0.02%	(\$57M)
MRK-DE	Merck KGaA	-2.33%	0.00%	(\$54M)
BAYN-DE	Bayer AG	-2.62%	-0.06%	\$49M

Largest Fund Flows, \$

Fund Name	New or Cl..	Flow
Templeton Growth Fund Inc.		\$139M
FTIF SICAV - Growth (Euro) Fund		\$137M
Dodge & Cox Global Stock Fund		\$55M
Swedbank Robur Aktiefond Pe..		\$53M
American Funds Global Insight ..		\$50M
American Funds New Perspecti..		\$43M
JPMorgan Investment Funds - ..		\$41M
Robeco Capital Gr. Fds. - BP Glo..		(\$51M)
AIM Fds. Grp. (IFG) - Invesco Glo..	Close	(\$56M)
DWS Top Dividende		(\$59M)
Fidelity Funds SICAV - Global Di..		(\$67M)
Swedbank Robur Allemansfond..		(\$72M)
Franklin Mutual Ser. Fds. - Beac..		(\$81M)
Franklin Mutual Ser. Fds. - Glob..		(\$173M)

Largest Fund Level Changes in Stock Weight, %

Fund Name	Stock Name	New ..	Change
Virtus NFJ Global Sustainability Fu..	Sartorius AG	New	3.57%
Ninety One Gb. Strat. Fd. - Global ..	Vitesco Technologies Gro..		2.57%
Virtus NFJ Global Sustainability Fu..	PUMA SE	New	2.37%
DWS Invest - CROCI Global Dividen..	Brenntag Societas Europ..	New	2.03%
Delaware Global Equity Fund II	Deutsche Telekom AG	New	1.99%
Delaware Global Equity Fund	Deutsche Telekom AG	New	1.99%
Franklin Mutual Ser. Fds. - Quest F..	Deutsche Telekom AG		1.97%
Delaware Global Equity Fund II	adidas AG	Close	-3.04%
Delaware Global Equity Fund	adidas AG	Close	-3.05%
SVS Aubrey Capital Mgmt. Invnt. Fu..	PVA TePla AG	Close	-3.61%
Delaware Global Equity Fund	SAP SE	Close	-4.07%
Delaware Global Equity Fund II	SAP SE	Close	-4.09%
AIM Fds. Grp. (IFG) - Invesco Globa..	KION GROUP AG	Close	-4.71%
AIM Fds. Grp. (IFG) - Invesco Globa..	SAP SE	Close	-5.06%

Sector Holding Changes: [Funds Invested Δ] / [Ave Wgt Δ] / Fund Flows, \$

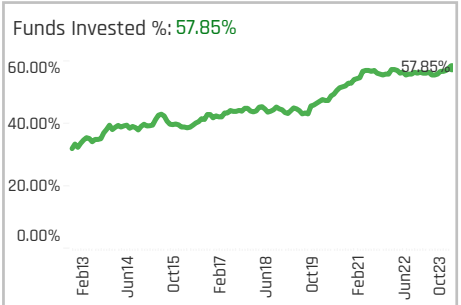
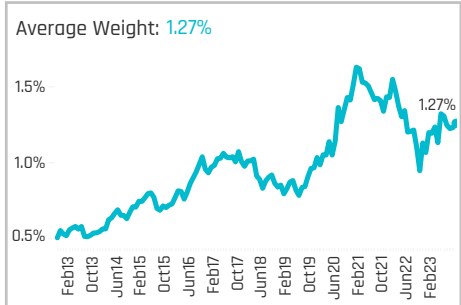
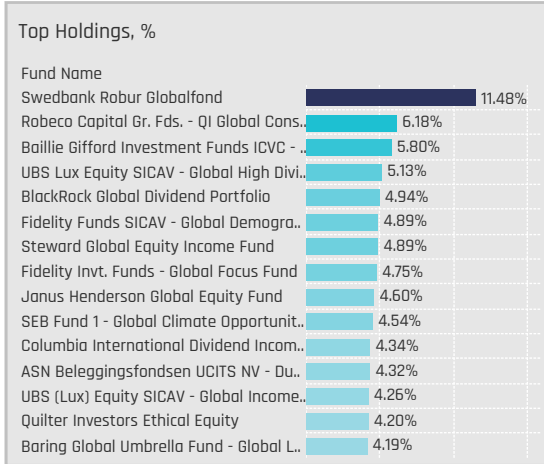
Sector	Weight Change	Flow
Information Technology	2.91%	\$37M
Materials	1.74%	(\$88M)
Consumer Discretionary	1.74%	\$11M
Financials	0.58%	\$81M
Multi	0.00%	
Energy	-0.29%	(\$4M)
Industrials	-0.29%	(\$212M)
Communication Services	-0.29%	(\$74M)
Utilities	-0.58%	(\$37M)
Real Estate	-0.58%	(\$6M)
Consumer Staples	-0.58%	(\$22M)
Health Care	-1.16%	(\$12M)

Largest Changes in Fund Sector Weight, %

Fund Name	New a..	Sector	Change
Virtus NFJ Global Sustainability Fund	New	Health Care	3.57%
Virtus NFJ Global Sustainability Fund	New	Consumer Discretionary	2.37%
Ninety One Gb. Strat. Fd. - Global V..		Consumer Discretionary	2.36%
Delaware Global Equity Fund II	New	Communication Services	1.99%
Delaware Global Equity Fund	New	Communication Services	1.99%
Franklin Mutual Ser. Fds. - Quest Fu..		Communication Services	1.97%
Fidelity Funds SICAV - First All Coun..	New	Consumer Discretionary	1.90%
SVS Aubrey Capital Mgmt. Invnt. Fun..	Close	Information Technology	-3.61%
Delaware Global Equity Fund	Close	Information Technology	-4.07%
Delaware Global Equity Fund II	Close	Information Technology	-4.09%
AIM Fds. Grp. (IFG) - Invesco Global C..	Close	Industrials	-4.71%
Delaware Global Equity Fund II	Close	Consumer Discretionary	-4.93%
Delaware Global Equity Fund	Close	Consumer Discretionary	-4.94%
AIM Fds. Grp. (IFG) - Invesco Global C..	Close	Information Technology	-5.06%

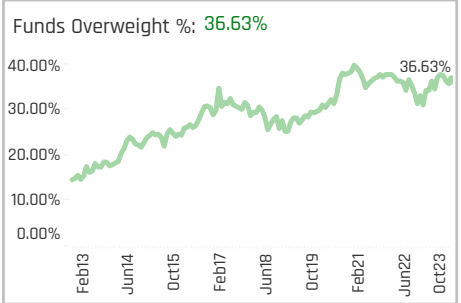
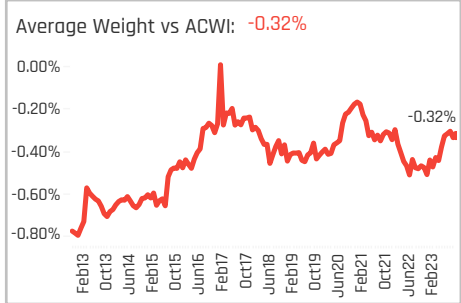
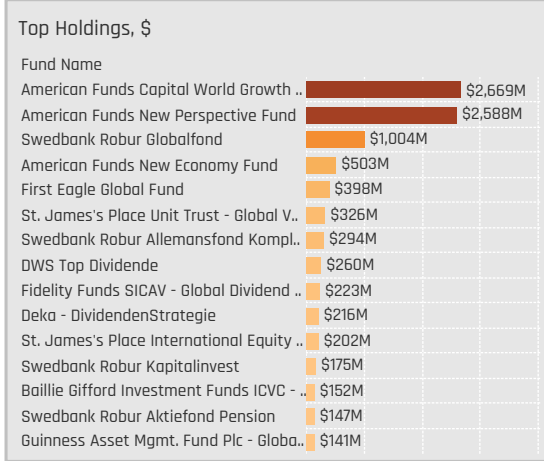
Largest Fund Level Stock Inflows/Outflows, \$

Fund Name	Stock Name	New..	Flow
American Funds New Perspective F..	Siemens AG	New	\$134M
American Funds Capital World Gro..	adidas AG	New	\$103M
Templeton Growth Fund Inc.	Bayer AG		\$103M
FTIF SICAV - Growth (Euro) Fund	Bayer AG		\$101M
American Funds New Perspective F..	Siemens Healthineers AG		\$74M
Dodge & Cox Global Stock Fund	adidas AG	New	\$55M
Fidelity Funds SICAV - Global Divide..	Munich Reinsurance Com..		\$52M
Franklin Mutual Ser. Fds. - Beacon ..	adidas AG	Close	(\$52M)
Franklin Mutual Ser. Fds. - Global Di..	Covestro AG		(\$63M)
DWS Top Dividende	Siemens AG		(\$72M)
American Funds New Perspective F..	Carl Zeiss Meditec AG	Close	(\$97M)
Fidelity Funds SICAV - Global Divide..	Bayer AG	Close	(\$107M)
American Funds Capital World Gro..	Carl Zeiss Meditec AG	Close	(\$111M)
Franklin Mutual Ser. Fds. - Global Di..	Volkswagen AG Pref	Close	(\$124M)



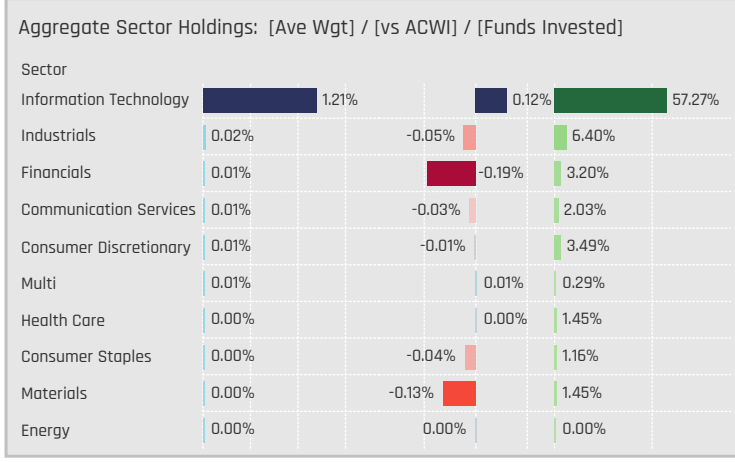
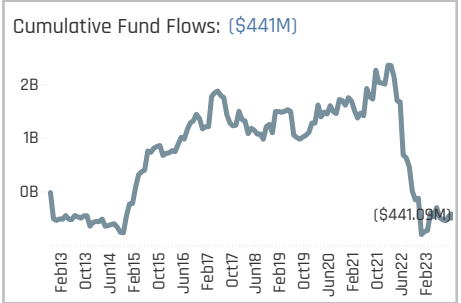
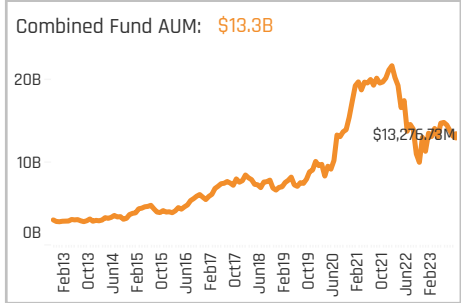
Aggregate Stock Holdings Data, Ranked by Most Widely Held.

Ticker	Stock Name	Funds Invested %	Average Weight	Vs Benchmark	Fund AUM, \$
2330-TW	Taiwan Semiconductor Manuf..	49.71%	0.95%	0.27%	\$11,108M
2454-TW	MediaTek Inc	6.98%	0.07%	0.01%	\$731M
2317-TW	Hon Hai Precision Industry Co...	4.07%	0.02%	-0.05%	\$236M
2308-TW	Delta Electronics, Inc.	3.49%	0.03%	-0.01%	\$196M
2303-TW	United Microelectronics Corp.	2.33%	0.01%	-0.01%	\$19M
2301-TW	Lite-On Technology Corp.	2.33%	0.01%	0.01%	\$44M
8069-TW	E Ink Holdings Inc.	2.03%	0.00%	0.00%	\$17M
3034-TW	Novatek Microelectronics Corp.	2.03%	0.01%	0.00%	\$19M
2360-TW	Chroma Ate Inc.	1.74%	0.01%	0.01%	\$17M
6409-TW	Valtronic Power Technology C..	1.45%	0.00%	0.00%	\$23M
6239-TW	Powertech Technology Inc.	1.45%	0.00%	0.00%	\$1M
3231-TW	Wistron Corporation	1.45%	0.00%	0.00%	\$17M
2474-TW	Catcher Technology Co., Ltd.	1.45%	0.00%	0.00%	\$3M
2412-TW	Chunghwa Telecom Co., Ltd	1.45%	0.00%	-0.03%	\$10M
2395-TW	Advantech Co., Ltd.	1.45%	0.00%	0.00%	\$80M



Top Stock Holdings, %

Fund Name	Ticker	Stock Name	Weight
Swedbank Robur Globalfond	2330-TW	Taiwan Semiconducto..	7.64%
Baillie Gifford Investment Funds ICVC - ..	2330-TW	Taiwan Semiconducto..	5.80%
Janus Henderson Global Equity Fund	2330-TW	Taiwan Semiconducto..	4.50%
Baring Global Umbrella Fund - Global L..	2330-TW	Taiwan Semiconducto..	4.19%
MainFirst SICAV - Global Equities Fund	2330-TW	Taiwan Semiconducto..	4.06%
Swedbank Robur Allemansfond Kompl..	2330-TW	Taiwan Semiconducto..	4.04%
RBC Global Opportunities Fund	2330-TW	Taiwan Semiconducto..	3.90%
Vanguard Global ESG Select Stock Fund	2330-TW	Taiwan Semiconducto..	3.76%
Swedbank Robur Kapitalinvest	2330-TW	Taiwan Semiconducto..	3.65%
Fidelity Invnt. Funds - Global Focus Fund	2330-TW	Taiwan Semiconducto..	3.64%
Touchstone Strategic Trust - Non-US E..	2330-TW	Taiwan Semiconducto..	3.63%
Janus Henderson Global Select Fund	2330-TW	Taiwan Semiconducto..	3.62%
FTIF SICAV - Global Climate Change Fu..	2330-TW	Taiwan Semiconducto..	3.52%
Comgest Monde	2330-TW	Taiwan Semiconducto..	3.51%
Fidelity Funds SICAV - Global Demogra..	2330-TW	Taiwan Semiconducto..	3.51%



Top Sector Holdings, %

Fund Name	Sector	Weight
Swedbank Robur Globalfond	Information Technology	10.25%
Baillie Gifford Investment Funds ICVC - ..	Information Technology	5.80%
BlackRock Global Dividend Portfolio	Information Technology	4.94%
Steward Global Equity Income Fund	Information Technology	4.89%
Janus Henderson Global Equity Fund	Information Technology	4.60%
Columbia International Dividend Incom..	Information Technology	4.34%
UBS (Lux) Equity SICAV - Global Income..	Information Technology	4.26%
UBS Lux Equity SICAV - Global High Divi..	Information Technology	4.22%
Quilter Investors Ethical Equity	Information Technology	4.20%
ASN Beleggingsfondsen UCITS NV - Du..	Information Technology	4.20%
Baring Global Umbrella Fund - Global L..	Information Technology	4.19%
SEB Fund 1 - Global Climate Opportunit..	Information Technology	4.16%
MainFirst SICAV - Global Equities Fund	Information Technology	4.06%
Swedbank Robur Allemansfond Kompl..	Information Technology	4.04%
RBC Global Opportunities Fund	Information Technology	3.90%

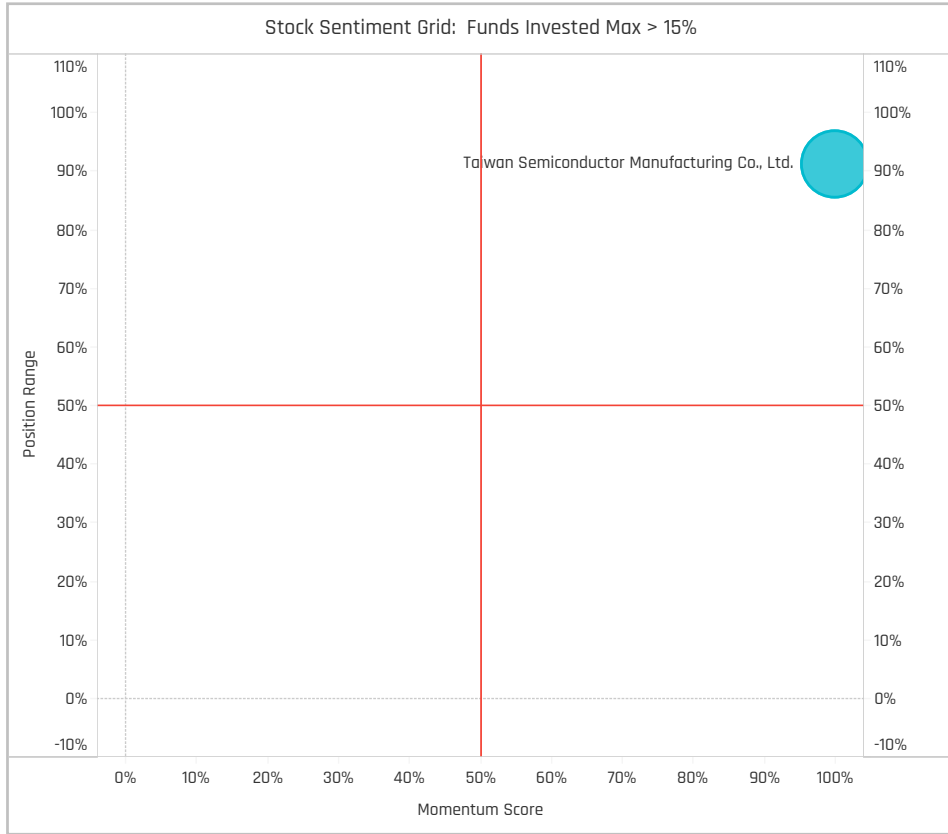
Top Stock Holdings, \$

Fund Name	Ticker	Stock Name	Amount
American Funds New Perspective Fund	2330-TW	Taiwan Semiconductor ..	\$2,444M
American Funds Capital World Growth ..	2330-TW	Taiwan Semiconductor ..	\$2,181M
Swedbank Robur Globalfond	2330-TW	Taiwan Semiconductor ..	\$669M
First Eagle Global Fund	2330-TW	Taiwan Semiconductor ..	\$398M
American Funds New Economy Fund	2330-TW	Taiwan Semiconductor ..	\$344M
Swedbank Robur Allemansfond Kompl..	2330-TW	Taiwan Semiconductor ..	\$294M
DWS Top Dividende	2330-TW	Taiwan Semiconductor ..	\$260M
Fidelity Funds SICAV - Global Dividend ..	2330-TW	Taiwan Semiconductor ..	\$223M
Deka - DividendenStrategie	2330-TW	Taiwan Semiconductor ..	\$216M
American Funds Capital World Growth ..	2454-TW	MediaTek Inc	\$203M
St. James's Place International Equity ..	2330-TW	Taiwan Semiconductor ..	\$202M
St. James's Place Unit Trust - Global V..	2330-TW	Taiwan Semiconductor ..	\$197M
Swedbank Robur Kapitalinvest	2330-TW	Taiwan Semiconductor ..	\$175M
Baillie Gifford Investment Funds ICVC - ..	2330-TW	Taiwan Semiconductor ..	\$152M
American Funds New Perspective Fund	2454-TW	MediaTek Inc	\$144M

Largest Changes in Fund Weight, %

Fund Name	New or C..	Change
Baring Global Umbrella Fund - Gl..		
BNY Mellon Investment Fds. - Gl..	New	2.51%
BNY Mellon Global Equity Incom..	New	2.49%
Fidelity Invst. Funds - Global Focu..		2.14%
JSS Investmentfonds - Sustain..	New	2.08%
Delaware Global Equity Fund II	New	1.88%
Delaware Global Equity Fund	New	1.88%
FTIF SICAV - Global Climate Cha..		-0.84%
AB Sustainable Global Thematic..		-0.91%
Lazard Investment Funds - Glob..		-0.96%
Vector SICAV - Navigator		-1.07%
Invesco Global Invst. Ser. - Global..		-1.20%
Virtus NFJ Global Sustainability ..		-1.23%
Swedbank Robur Globalfond		-1.24%

Ave Wgt Δ	Funds Invested Δ	Fund Flows, \$	Av Wgt vs ACWI Δ	Funds O/W % Δ
0.13%	2.33%	\$8M	0.12%	2.03%



Aggregate Stock Holdings Changes

Ticker	Stock Name	Funds Invested % Δ	Average Weight Δ	Fund Flows, \$
2330-TW	Taiwan Semiconductor Manuf..	1.74%	0.11%	\$144M
6409-TW	Voltronic Power Technology Co..	0.58%	0.00%	\$3M
2474-TW	Catcher Technology Co., Ltd.	0.58%	0.00%	\$0M
2356-TW	Inventec Corporation	0.58%	0.00%	(\$15M)
2303-TW	United Microelectronics Corp.	0.58%	0.00%	\$1M
6488-TW	GlobalWafers Co., Ltd.	0.29%	0.00%	\$0M
6472-TW	Bora Pharmaceuticals Co Ltd	0.29%	0.00%	\$0M
2233-TW	Turvo International Co., Ltd.	-0.29%	0.00%	\$0M
2002-TW	China Steel Corporation	-0.29%	0.00%	(\$3M)
1605-TW	Walsin Lihwa Corporation	-0.29%	0.00%	\$0M
1301-TW	Formosa Plastics Corporation	-0.29%	0.00%	\$0M
8069-TW	E Ink Holdings Inc.	-0.58%	0.00%	(\$30M)
3037-TW	Unimicron Technology Corp.	-0.58%	0.00%	(\$1M)
2360-TW	Chroma Ate Inc.	-0.58%	0.00%	(\$7M)

Largest Fund Flows, \$

Fund Name	New or Cl..	Flow
Swedbank Robur Allemansfond..		\$109M
BNY Mellon Investment Fds. - G..	New	\$101M
Swedbank Robur Kapitalinvest		\$49M
Carmignac Investissement		\$35M
T Rowe Price Global Stock Fund		\$27M
JPMorgan Investment Funds - ..		\$25M
JSS Investmentfonds - Sustain..	New	\$23M
Impax Global Environmental M..		(\$11M)
Baillie Gifford Investment Fund..		(\$12M)
AB Sustainable Global Themat..		(\$20M)
RBC Funds (Lux) - Global Equity..		(\$23M)
American Funds New Perspecti..		(\$47M)
Swedbank Robur Globalfond		(\$98M)
American Funds Capital World ..		(\$254M)

Largest Fund Level Changes in Stock Weight, %

Fund Name	Stock Name	New ..	Change
Baring Global Umbrella Fund - Glo..	Taiwan Semiconductor M..		3.25%
BNY Mellon Investment Fds. - Glob..	MediaTek Inc	New	2.51%
BNY Mellon Global Equity Income F..	MediaTek Inc	New	2.49%
JSS Investmentfonds - Sustainabl..	Taiwan Semiconductor M..	New	2.08%
Delaware Global Equity Fund II	Taiwan Semiconductor M..	New	1.88%
Delaware Global Equity Fund	Taiwan Semiconductor M..	New	1.88%
Artisan Global Equity Fund	Taiwan Semiconductor M..		1.62%
Vector SICAV - Navigator	Silicon Motion Technol..	Close	-0.91%
AB Sustainable Global Thematic F..	MediaTek Inc	Close	-1.02%
Lazard Investment Funds - Global ..	Chaillease Holding Co.Ltd.	Close	-1.06%
Invesco Global Invst. Ser. - Global E..	Taiwan Semiconductor M..		-1.20%
Quilter Investors Ethical Equity	Delta Electronics, Inc.		-1.20%
Virtus NFJ Global Sustainability Fu..	Taiwan Semiconductor M..		-1.23%
SEB Fund 1 - Global Climate Oppor..	Wiwynn Corp.	Close	-1.48%

Sector Holding Changes: [Funds Invested Δ] / [Ave Wgt Δ] / Fund Flows, \$

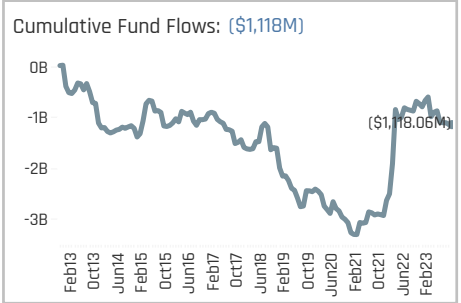
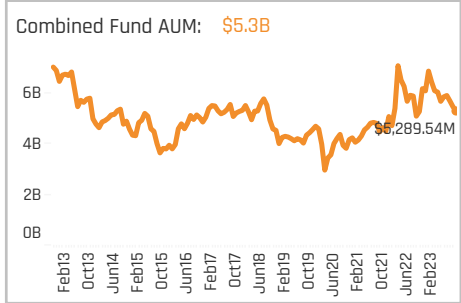
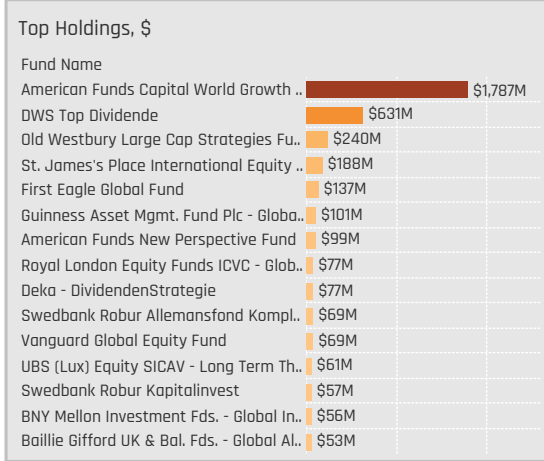
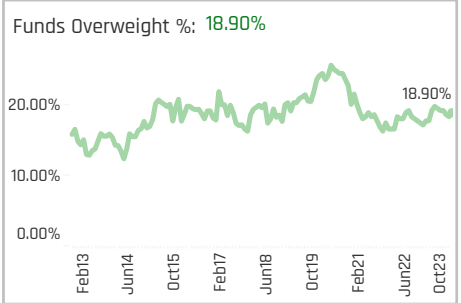
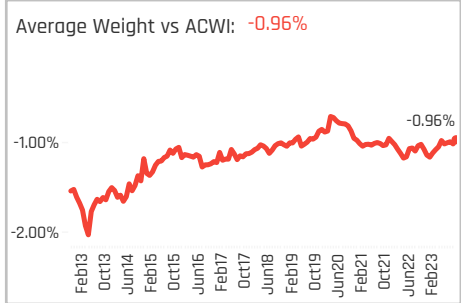
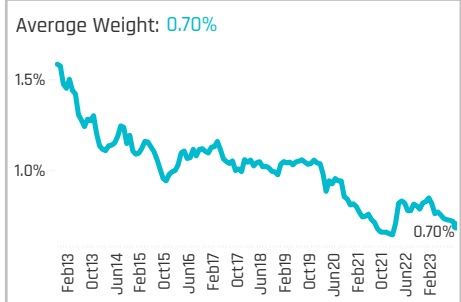
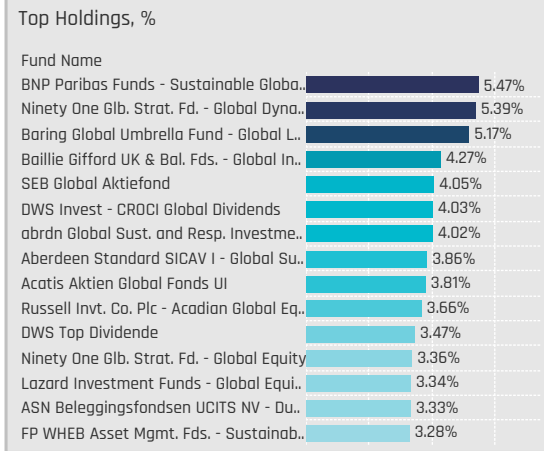
Sector	Change	Ave Wgt Δ	Fund Flows, \$
Information Technology	2.33%	0.13%	\$16M
Industrials	0.87%	0.00%	(\$1M)
Communication Services	0.29%	0.00%	(\$2M)
Health Care	0.29%	0.00%	\$0M
Utilities	0.00%	0.00%	
Real Estate	0.00%	0.00%	
Multi	0.00%	0.00%	\$0M
Financials	0.00%	0.00%	\$5M
Energy	0.00%	0.00%	\$0M
Consumer Staples	0.00%	0.00%	\$0M
Consumer Discretionary	-0.29%	0.00%	(\$2M)
Materials	-0.87%	0.00%	(\$8M)

Largest Changes in Fund Sector Weight, %

Fund Name	New o..	Sector	Change
Baring Global Umbrella Fund - Globa..		Information Technology	3.25%
BNY Mellon Investment Fds. - Global..	New	Information Technology	2.51%
BNY Mellon Global Equity Income Fu..	New	Information Technology	2.49%
JSS Investmentfonds - Sustainable..	New	Information Technology	2.08%
Delaware Global Equity Fund II	New	Information Technology	1.88%
Delaware Global Equity Fund	New	Information Technology	1.88%
Artisan Global Equity Fund		Information Technology	1.62%
MainStay Epoch Capital Growth Fund		Information Technology	-0.84%
AB Sustainable Global Thematic Fun..		Information Technology	-0.91%
Swedbank Robur Globalfond		Information Technology	-1.02%
Lazard Investment Funds - Global E..	Close	Industrials	-1.06%
Vector SICAV - Navigator		Information Technology	-1.07%
Invesco Global Invst. Ser. - Global Eq..		Information Technology	-1.20%
Virtus NFJ Global Sustainability Fund		Information Technology	-1.23%

Largest Fund Level Stock Inflows/Outflows, \$

Fund Name	Stock Name	New..	Flow
Swedbank Robur Allemansfond Ko..	Taiwan Semiconductor M..		\$109M
BNY Mellon Investment Fds. - Glob..	MediaTek Inc	New	\$101M
American Funds Capital World Gro..	MediaTek Inc		\$94M
Swedbank Robur Globalfond	Taiwan Semiconductor M..		\$92M
American Funds New Economy Fund	Taiwan Semiconductor M..		\$82M
American Funds Capital World Gro..	Advantech Co., Ltd.	New	\$80M
Swedbank Robur Kapitalinvest	Taiwan Semiconductor M..		\$49M
RBC Funds (Lux) - Global Equity Fac..	Taiwan Semiconductor M..		(\$23M)
Swedbank Robur Globalfond	E Ink Holdings Inc.		(\$35M)
American Funds New Perspective F..	Taiwan Semiconductor M..		(\$36M)
Swedbank Robur Globalfond	Lite-On Technology Corp.		(\$65M)
American Funds New Economy Fund	eMemory Technology, Inc.		(\$71M)
American Funds Capital World Gro..	Delta Electronics, Inc.		(\$100M)
American Funds Capital World Gro..	Taiwan Semiconductor M..		(\$254M)

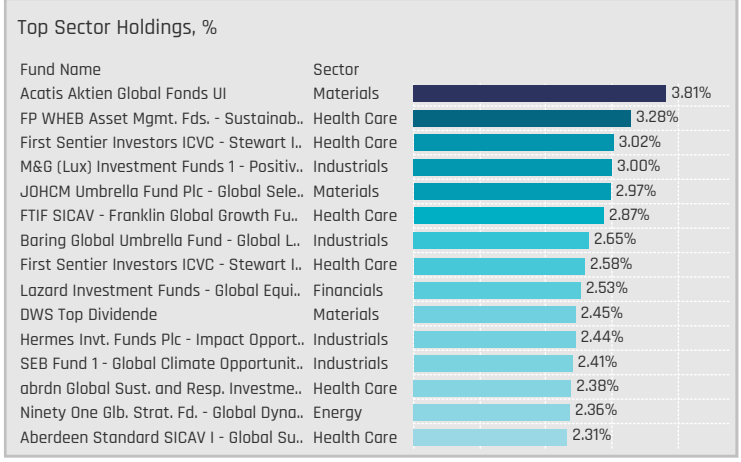
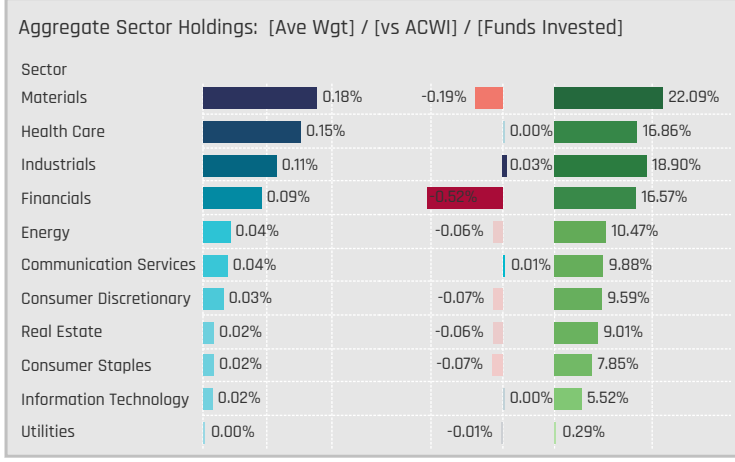


Aggregate Stock Holdings Data, Ranked by Most Widely Held.

Ticker	Stock Name	Funds Invested %	Average Weight	Vs Benchmark	Fund AUM, \$
BHP-AU	BHP Group Ltd	12.21%	0.09%	-0.18%	\$1,292M
BXB-AU	Brambles Limited	9.88%	0.07%	0.04%	\$204M
CSL-AU	CSL Limited	9.59%	0.09%	-0.03%	\$355M
WDS-AU	Woodside Energy Group Ltd	6.69%	0.02%	-0.05%	\$436M
SHL-AU	Sonic Healthcare Limited	6.69%	0.03%	0.01%	\$184M
FMG-AU	Fortescue Metals Group Ltd	5.81%	0.04%	0.00%	\$1,233M
TLS-AU	Telstra Group Limited	5.52%	0.02%	0.00%	\$74M
ALL-AU	Aristocrat Leisure Limited	5.23%	0.01%	-0.02%	\$83M
COL-AU	Coles Group Ltd.	4.07%	0.00%	-0.02%	\$14M
CBA-AU	Commonwealth Bank of Austr..	4.07%	0.01%	-0.17%	\$32M
QAN-AU	Qantas Airways Limited	3.78%	0.01%	0.01%	\$13M
BSL-AU	Bluescope Steel Limited	3.78%	0.00%	0.00%	\$16M
GMG-AU	Goodman Group	3.49%	0.01%	-0.03%	\$125M
ANZ-AU	Australia and New Zealand B..	3.49%	0.01%	-0.08%	\$16M
WOW-AU	Woolworths Group Ltd	3.20%	0.01%	-0.04%	\$22M

Top Stock Holdings, %

Fund Name	Ticker	Stock Name	Weight
Acatis Aktien Global Fonds UI	FMG-AU	Fortescue Metals Group..	3.81%
FP WHEB Asset Mgmt. Fds. - Sustainab..	CSL-AU	CSL Limited	3.28%
M&G (Lux) Investment Funds 1 - Positiv..	BXB-AU	Brambles Limited	3.00%
JOHCM Umbrella Fund Plc - Global Sele..	FMG-AU	Fortescue Metals Group..	2.97%
FTIF SICAV - Franklin Global Growth Fu..	CSL-AU	CSL Limited	2.87%
First Sentier Investors ICVC - Stewart I..	CSL-AU	CSL Limited	2.58%
DWS Top Dividende	BHP-AU	BHP Group Ltd	2.45%
Hermes Invnt. Funds Plc - Impact Oppor..	BXB-AU	Brambles Limited	2.44%
SEB Fund 1 - Global Climate Opportunit..	BXB-AU	Brambles Limited	2.41%
abrdn Global Sust. and Resp. Investme..	COH-AU	Cochlear Limited	2.38%
Ninety One Glb. Strat. Fd. - Global Dyna..	STO-AU	Santos Limited	2.36%
Aberdeen Standard SICAV I - Global Su..	COH-AU	Cochlear Limited	2.31%
AEGON ASSET Mgmt. Invnt. Co. (Ireland) ..	MQG-AU	Macquarie Group, Ltd.	2.30%
Nuveen Global Dividend Growth Fund	MQG-AU	Macquarie Group, Ltd.	2.25%
Alger Global Focus Fund	PME-AU	Pro Medicus Limited	2.24%



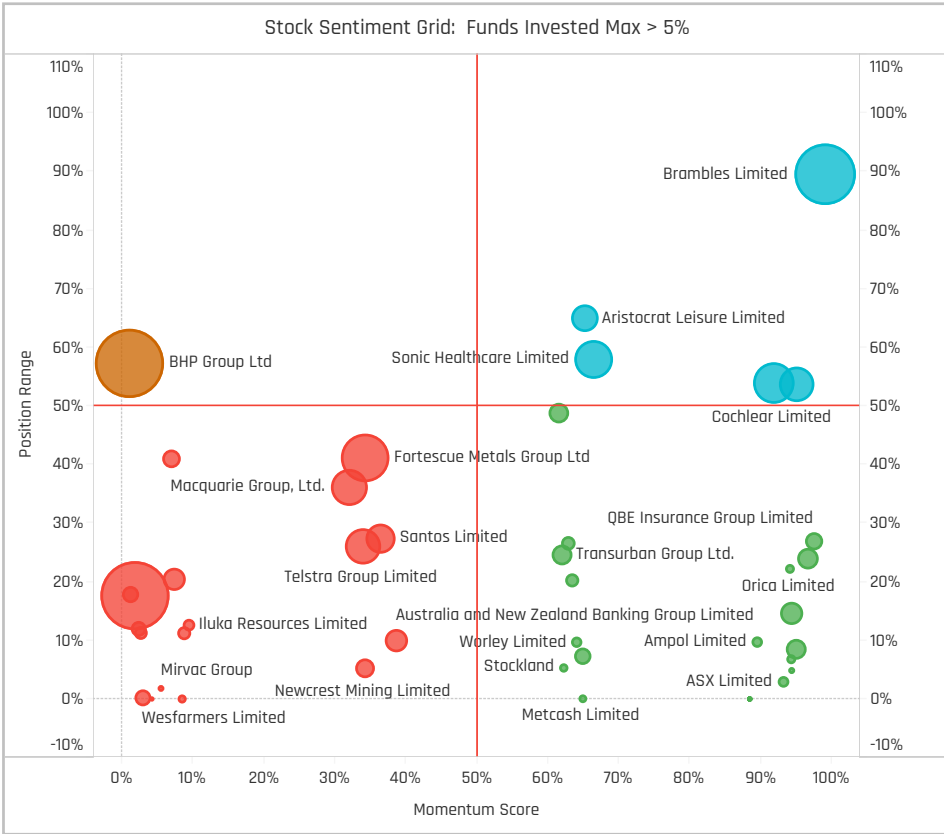
Top Stock Holdings, \$

Fund Name	Ticker	Stock Name	Value
American Funds Capital World Growth ..	FMG-AU	Fortescue Metals Group ..	\$1,113M
DWS Top Dividende	BHP-AU	BHP Group Ltd	\$445M
American Funds Capital World Growth ..	BHP-AU	BHP Group Ltd	\$194M
St. James's Place International Equity ..	BHP-AU	BHP Group Ltd	\$188M
DWS Top Dividende	WDS-AU	Woodside Energy Group ..	\$187M
American Funds Capital World Growth ..	TWE-AU	Treasury Wine Estates Li..	\$176M
American Funds Capital World Growth ..	WDS-AU	Woodside Energy Group ..	\$166M
First Eagle Global Fund	NCM-AU	Newcrest Mining Limited	\$137M
Guinness Asset Mgmt. Fund Plc - Globa..	SHL-AU	Sonic Healthcare Limited	\$101M
American Funds New Perspective Fund	GMG-AU	Goodman Group	\$99M
Old Westbury Large Cap Strategies Fu..	BHP-AU	BHP Group Ltd	\$93M
Old Westbury Large Cap Strategies Fu..	CSL-AU	CSL Limited	\$93M
American Funds Capital World Growth ..	MQG-AU	Macquarie Group, Ltd.	\$84M
Swedbank Robur Allemansfond Kompl..	TWE-AU	Treasury Wine Estates Li..	\$69M
UBS (Lux) Equity SICAV - Long Term Th..	BXB-AU	Brambles Limited	\$61M

Largest Changes in Fund Weight, %

Fund Name	New or C..	Change
Kepler Ethik Aktienfonds		1.45%
Covea Actions Monde		1.28%
Sarasin Funds ICVC - Thematic ..		0.84%
Foord SICAV - Global Equity Fun..		0.78%
Quilter Investors Series I - Globa..		0.77%
Wasatch Global Value Fund		0.67%
Ninety One Glob. Strat. Fd. - Glob..		0.65%
Schroder ISF - QEP Global Quality		-1.18%
Merian Investment Funds Series..		-1.23%
First Sentier Investors ICVC - St..		-1.29%
Jupiter Asset Mgmt. Series plc ..		-1.37%
JPMorgan Funds - Global Growt..		-1.40%
Baring Global Umbrella Fund - Gl..		-1.84%
BlackRock Strategic Fds. - Syste..		-2.29%

Ave Wgt Δ	Funds Invested Δ	Fund Flows, \$	Av Wgt vs ACWI Δ	Funds O/W % Δ
-0.08%	-2.03%	(\$244M)	0.08%	-0.87%



Largest Fund Flows, \$

Fund Name	New or Cl..	Flow
Covea Actions Monde		\$18M
Swedbank Robur Kapitalinvest		\$16M
Federated Hermes Inv. Funds ..		\$16M
BNY Mellon Investment Fds. - G..		\$15M
Deka - Globale Aktien LowRisk		\$14M
SEB Dynamisk Aktiefond		\$14M
Ninety One Glob. Strat. Fd. - Glob..		\$13M
SEB Fund 1 - Global Fund		(\$11M)
First Sentier Investors ICVC - St..		(\$13M)
Artemis Global Income Fund	Close	(\$14M)
Baillie Gifford UK & Bal. Fds. - G..		(\$17M)
BlackRock Global Funds - Syste..	Close	(\$40M)
American Funds Capital World ..		(\$90M)
American Funds New Perspecti..		(\$120M)

Aggregate Stock Holdings Changes

Ticker	Stock Name	Funds Invested % Δ	Average Weight Δ	Fund Flows, \$
WTC-AU	Wisetech Global Ltd.	1.16%	0.01%	\$5M
QBE-AU	QBE Insurance Group Limited	0.87%	0.00%	\$4M
BXB-AU	Brambles Limited	0.87%	0.01%	\$29M
WEB-AU	Webjet Limited	0.87%	0.00%	\$1M
HLI-AU	Helia Group Limited	0.87%	0.00%	\$1M
GNC-AU	Graincorp Limited Class A	0.87%	0.00%	\$0M
SHL-AU	Sonic Healthcare Limited	0.87%	-0.01%	\$11M
MQG-AU	Macquarie Group, Ltd.	-0.87%	0.00%	\$13M
AKE-AU	Allkem Limited	-0.87%	0.00%	(\$8M)
BHP-AU	BHP Group Ltd	-1.16%	-0.01%	(\$99M)
LYC-AU	Lynas Rare Earths Limited	-1.16%	0.00%	(\$2M)
FMG-AU	Fortescue Metals Group Ltd	-1.16%	0.00%	\$79M
S32-AU	South32 Ltd.	-1.45%	-0.01%	(\$19M)
CSL-AU	CSL Limited	-1.45%	-0.02%	(\$82M)

Largest Fund Level Changes in Stock Weight, %

Fund Name	Stock Name	New ..	Change
Kepler Ethik Aktienfonds	Wisetech Global Ltd.	New	1.19%
Ninety One Glob. Strat. Fd. - Global ..	Brambles Limited	New	1.14%
BNP Paribas Funds - Sustainable ..	Telstra Group Limited		1.10%
Foord SICAV - Global Equity Fund L..	Woodside Energy Group ..		0.84%
Covea Actions Monde	Cochlear Limited	New	0.79%
Baring Global Umbrella Fund - Glo..	Wisetech Global Ltd.	New	0.78%
BNP Paribas Funds - Sustainable ..	Woolworths Group Ltd	New	0.77%
First Sentier Investors ICVC - Stew..	CSL Limited		-0.89%
John Hancock Funds II - Global Eq..	Amarc PLC Shs Chess De..		-0.94%
BNP Paribas Funds - Sustainable ..	Wesfarmers Limited	Close	-1.04%
Artemis Global Income Fund	South32 Ltd.	Close	-1.10%
BlackRock Strategic Fds. - System..	BHP Group Ltd	Close	-1.17%
Baring Global Umbrella Fund - Glo..	Aristocrat Leisure Limited	Close	-1.35%
JPMorgan Funds - Global Growth F..	IDP Education Ltd.		-1.40%

Sector Holding Changes: [Funds Invested Δ] / [Ave Wgt Δ] / Fund Flows, \$

Sector	Weight Change	Invested Change	Flows
Information Technology	1.16%	0.00%	\$12M
Financials	0.58%	0.00%	\$35M
Consumer Staples	0.29%	0.00%	\$21M
Communication Services	0.29%	0.00%	\$0M
Real Estate	0.00%	0.00%	(\$16M)
Multi	0.00%	0.00%	
Consumer Discretionary	0.00%	-0.01%	(\$15M)
Utilities	-0.29%	0.00%	(\$4M)
Industrials	-0.29%	-0.01%	\$15M
Health Care	-0.58%	-0.03%	(\$69M)
Energy	-0.87%	0.00%	(\$19M)
Materials	-1.74%	-0.03%	(\$104M)

Largest Changes in Fund Sector Weight, %

Fund Name	New o..	Sector	Change
Covea Actions Monde		Health Care	1.28%
Kepler Ethik Aktienfonds	New	Information Technology	1.19%
Ninety One Glob. Strat. Fd. - Global St..	New	Industrials	1.14%
BNP Paribas Funds - Sustainable Gl..		Communication Services	1.10%
Foord SICAV - Global Equity Fund LU		Energy	0.84%
Sarasin Funds ICVC - Thematic Glob..		Materials	0.84%
BNP Paribas Funds - Sustainable Gl..	New	Consumer Staples	0.77%
BNP Paribas Funds - Sustainable Gl..	Close	Consumer Discretionary	-1.04%
Artemis Global Income Fund	Close	Materials	-1.10%
BlackRock Strategic Fds. - Systemat..		Materials	-1.14%
First Sentier Investors ICVC - Stewa..		Health Care	-1.29%
Baring Global Umbrella Fund - Globa..	Close	Consumer Discretionary	-1.35%
JPMorgan Funds - Global Growth Fu..		Consumer Discretionary	-1.40%
BlackRock Strategic Fds. - Systemat..		Financials	-1.52%

Largest Fund Level Stock Inflows/Outflows, \$

Fund Name	Stock Name	New..	Flow
American Funds Capital World Gro..	Fortescue Metals Group L..		\$75M
Ninety One Glob. Strat. Fd. - Global S..	Brambles Limited	New	\$18M
Federated Hermes Inv. Funds - Glo..	Pilbara Minerals Limited	New	\$16M
BNY Mellon Investment Fds. - Glob..	Insurance Australia Grou..		\$15M
American Funds Capital World Gro..	Macquarie Group, Ltd.		\$14M
American Funds Capital World Gro..	Treasury Wine Estates Li..		\$11M
SEB Dynamisk Aktiefond	Brambles Limited		\$11M
American Funds Capital World Gro..	Woodside Energy Group ..		(\$16M)
Baillie Gifford UK & Bal. Fds. - Globa..	BHP Group Ltd		(\$17M)
Old Westbury Large Cap Strategies..	BHP Group Ltd		(\$28M)
BlackRock Global Funds - Systemat..	BHP Group Ltd	Close	(\$32M)
American Funds Capital World Gro..	CSL Limited	Close	(\$87M)
American Funds Capital World Gro..	Amarc PLC Shs Chess De..	Close	(\$87M)
American Funds New Perspective F..	Goodman Group		(\$120M)

DISCLAIMER

This report is published by, and remains the copyright of, Copley Fund Research Limited. Unless otherwise agreed with Copley Fund Research Limited, this report may only be used by the permitted recipients and shall not be provided to any third parties. Receipt of this report should not be taken as permission to reproduce, copy or use any of the charts or data in internal or external presentations. To do so requires separate permission from Copley Fund Research Limited.

Copley Fund Research Limited uses reasonable efforts to obtain information from reliable sources, but all Publications are provided on an "as is" basis without representation or warranty of any kind (neither express nor implied) and Copley Fund Research disclaims liability for any Publication not being complete, accurate, suitable and relevant for the recipient.

The comments in this publication are for general information purposes only and do not constitute personalised financial advice. No consideration has been taken of your personal financial situation or investment goals in preparing this publication and the distribution of this publication is not a personalised service under the Financial Advisers Act 2008. If you wish to receive personalised financial advice, please contact your Investment Advisor.

Further, nothing in this report shall constitute or be deemed to constitute investment advice or a recommendation or an offer or solicitation and is not the basis for any contract to purchase or sell any security or other instrument. Should you undertake any such activity based on information contained in this report, you do so entirely at your own risk and Copley Fund Research shall have no liability whatsoever for any loss, damage, costs or expenses incurred or suffered by you as a result.

For US Investors this report is solely for Institutional use – not for public distribution.

For Canadian investors this report is solely for use by accredited investors.

