



Asia Ex-Japan Equity  
Active Fund Ownership Report  
9/30/2023

# Asia Ex-Japan Equity Active Fund Ownership Report

9/30/2023

## Introduction

In this data report, we analyse the holdings of actively managed Asia Ex-Japan Equity Funds. The current fund sample spans 100 funds with a combined AUM of \$54.34Bn. The majority of strategies benchmark the MSCI All Country Asia Ex-Japan Index

We analyse the latest published filings for all funds and aggregate together as of 9/30/2023. We show the most recent snapshot in positioning, time series data going back to 7/31/2011 and recent allocation shifts by the managers in our analysis.

Relative benchmark positioning is measured against the iShares Tr. - MSCI All Country Asia ex-Japan ETF (AAXJ) - proportionally adjusted to remove any cash holdings to better replicate the index.

All Cash Flow calculations are on a best estimates basis. We use monthly position changes and month end prices to estimate the net buying and selling value for each stock within each fund in our analysis.

## Contents

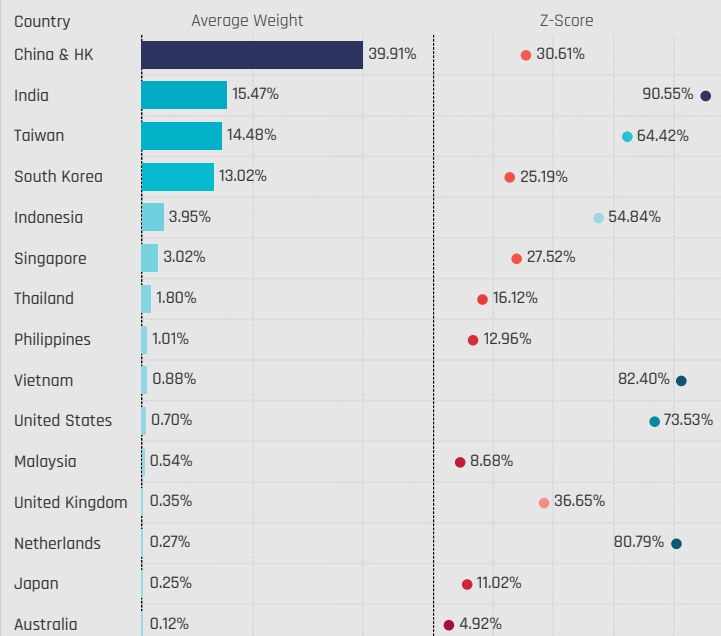
Country Allocations	3
Sector Group Allocations	9
Sector Allocations	13
Country / Sector Allocations	19
Stock Allocations	25
Sector Profiles	29
Country Profiles	52

# Country Allocations

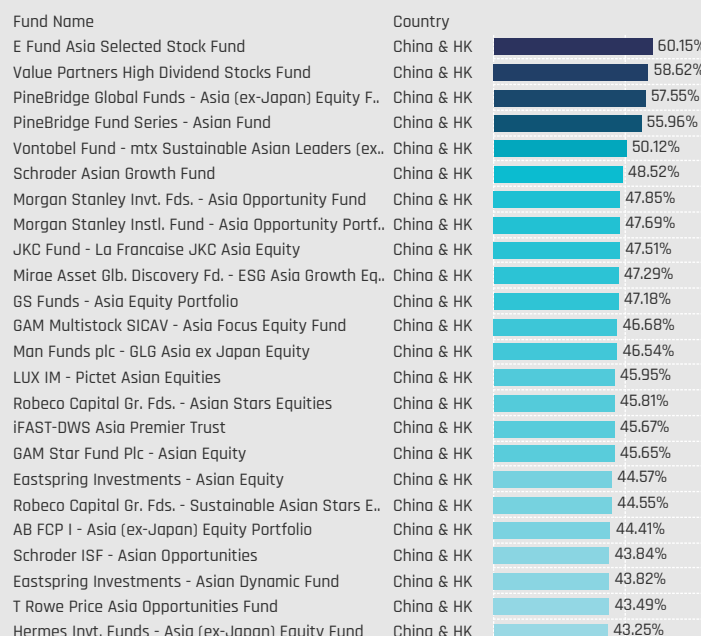


# Country Allocations

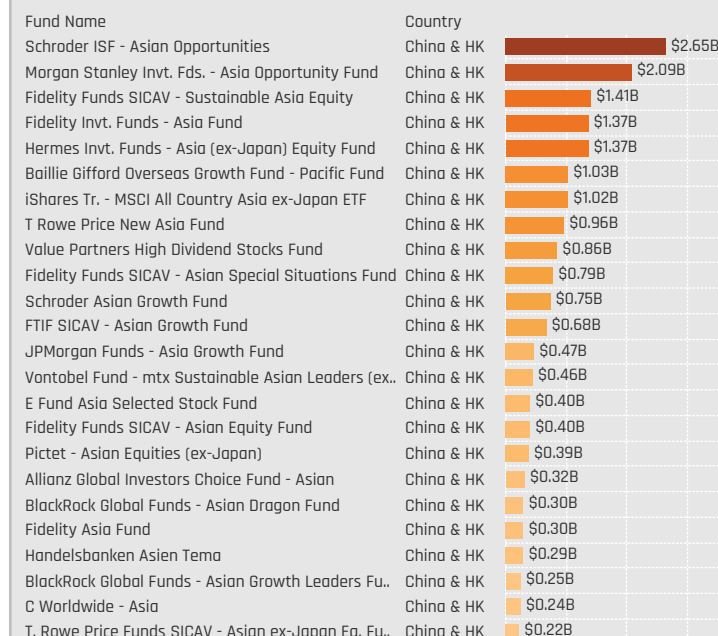
Major Countries: Average Fund Weights / Z-Score (7/31/2011 - Present)



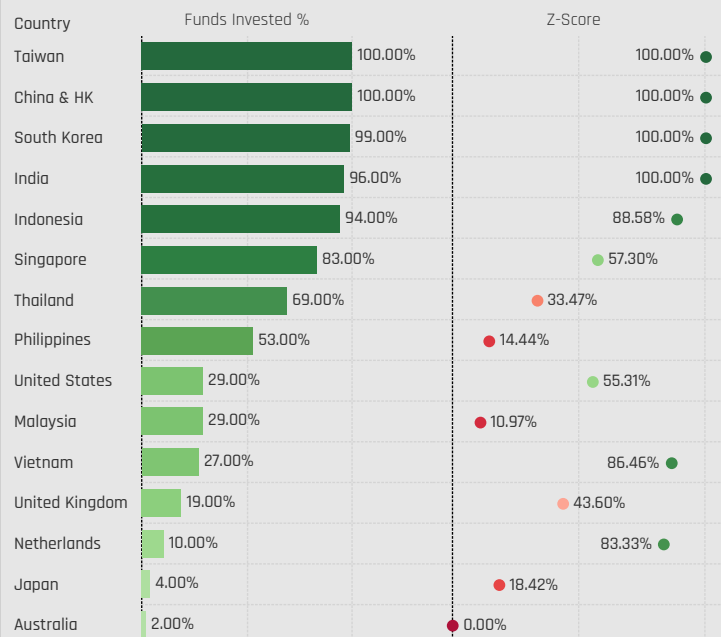
Largest Fund Country Weights, % [China & HK]



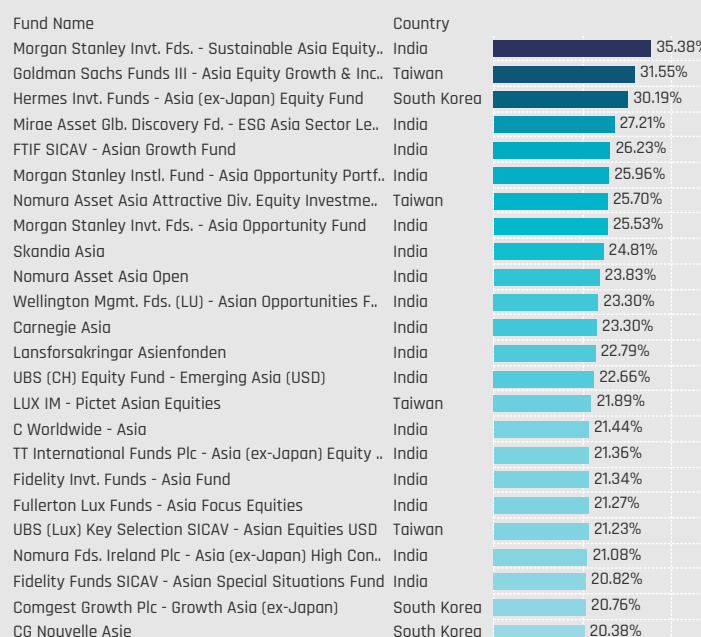
Largest Fund Country AUM, \$ [China & HK]



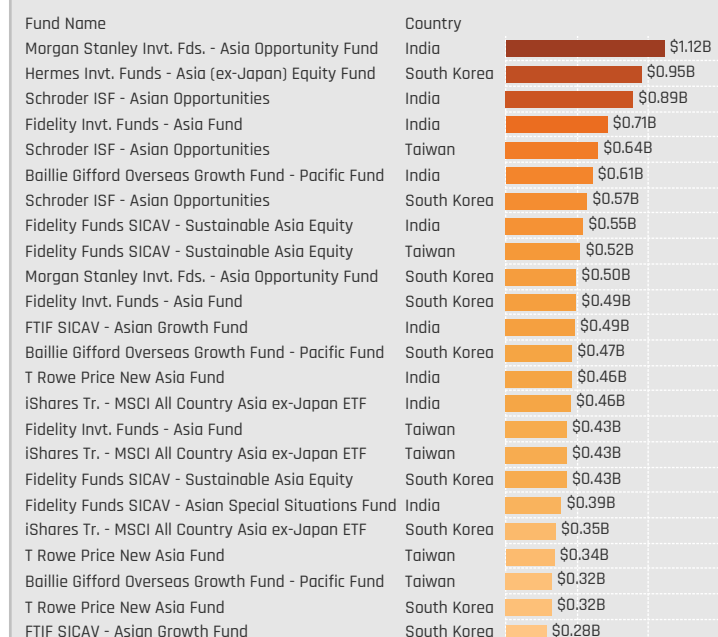
Major Countries: Funds Invested %



Largest Fund Country Weights, % [Ex-China & HK]

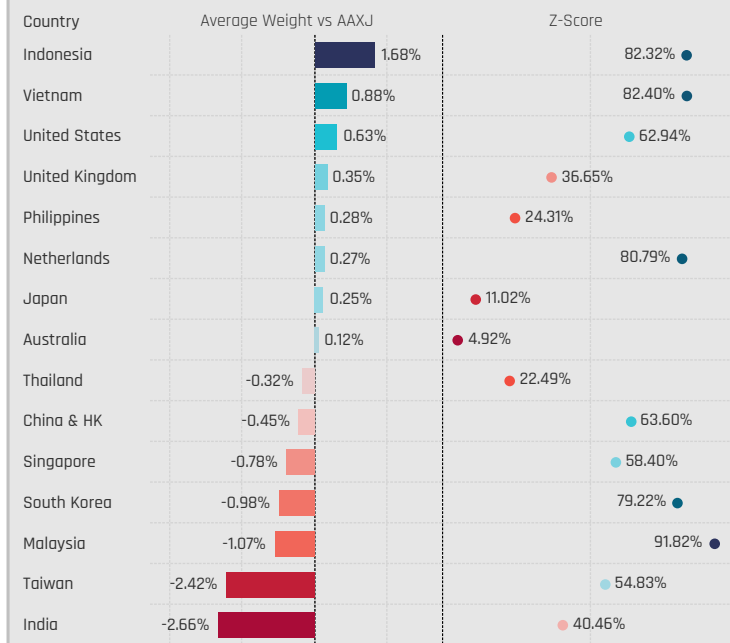


Largest Fund Country AUM, \$ [Ex-China & HK]

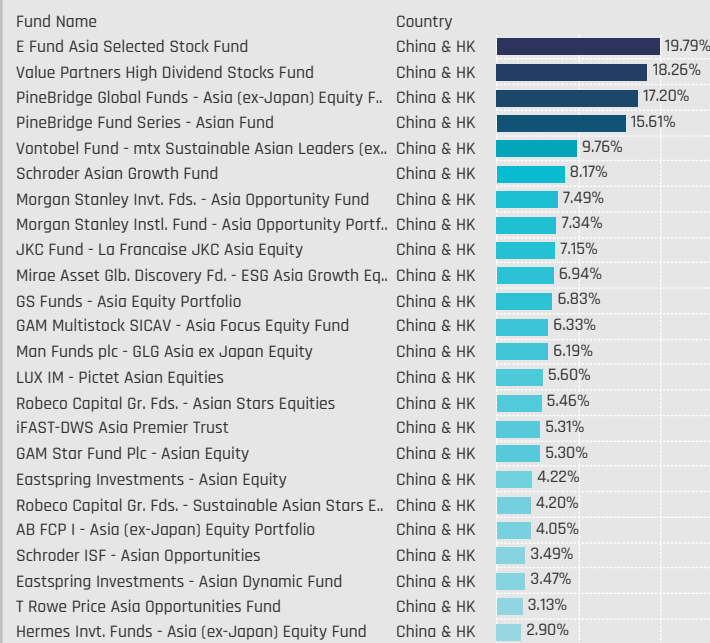


# Country Allocations Relative to Benchmark

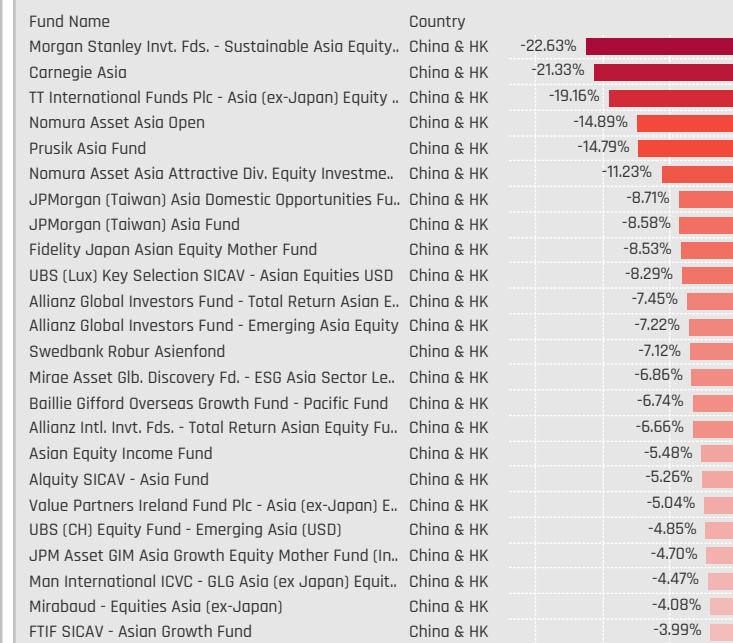
### Major Countries: Average Weight vs AAXJ / Z-Score (7/31/2011 - Present)



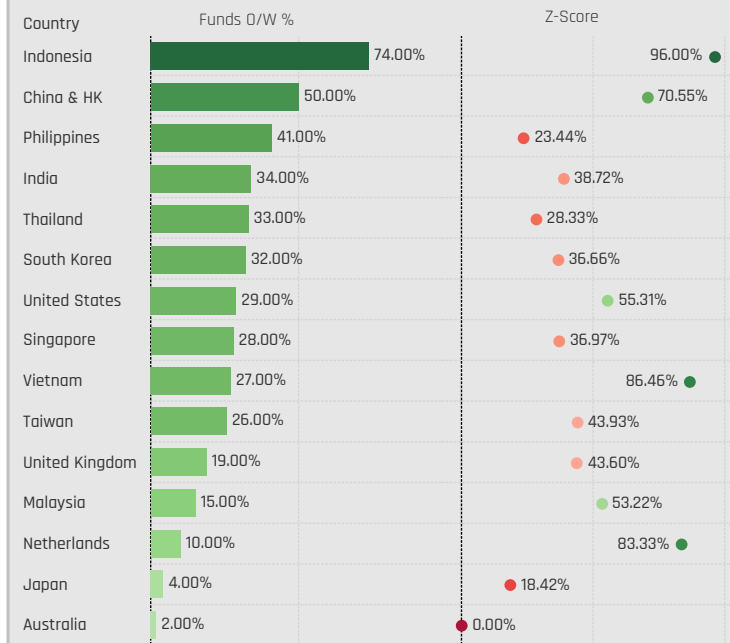
### Largest Fund Country Overweights, % [China & HK]



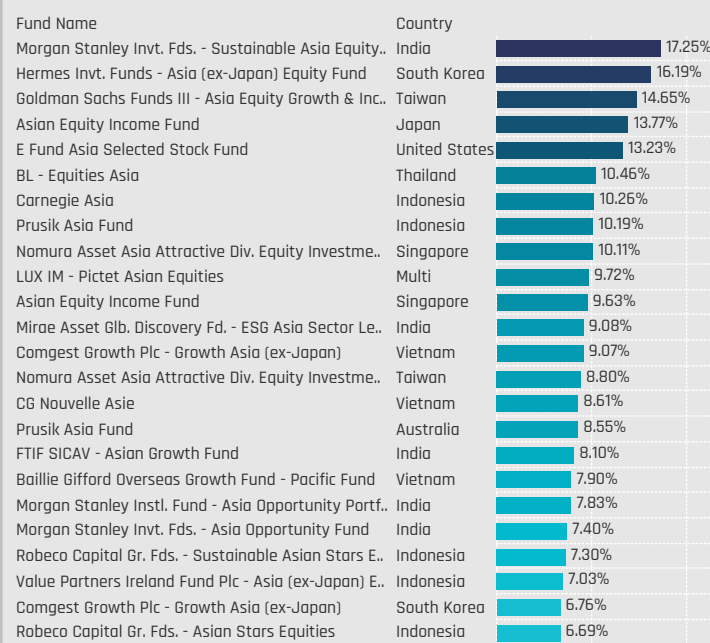
### Largest Fund Country Underweights, % [China & HK]



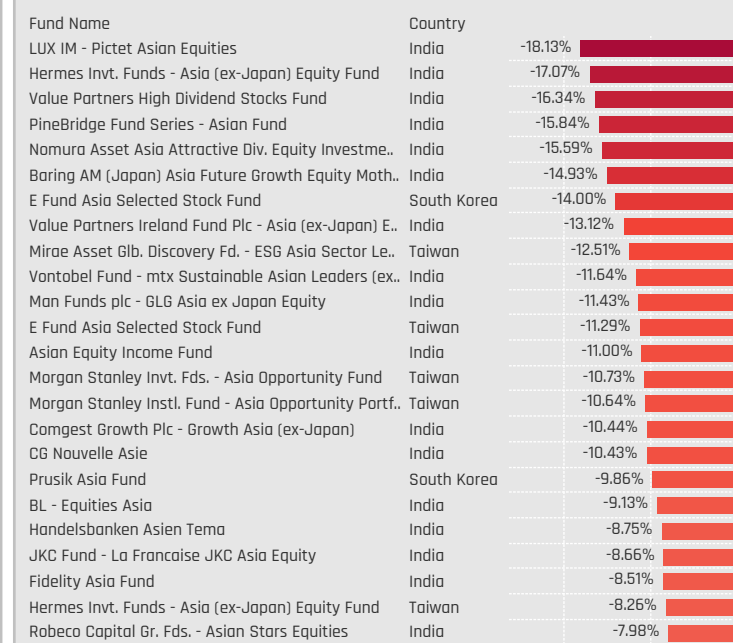
### Major Countries: Funds Overweight % / Z-Score (7/31/2011 - Present)



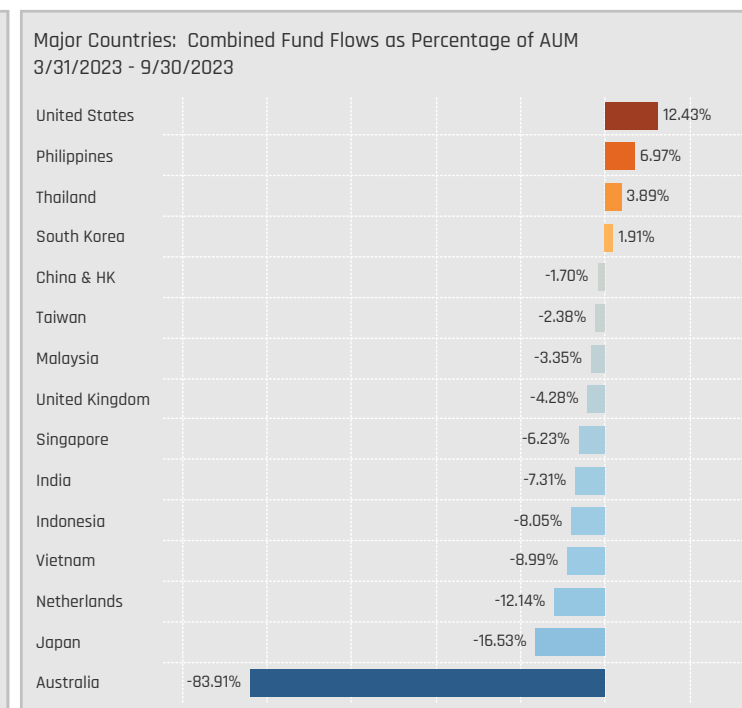
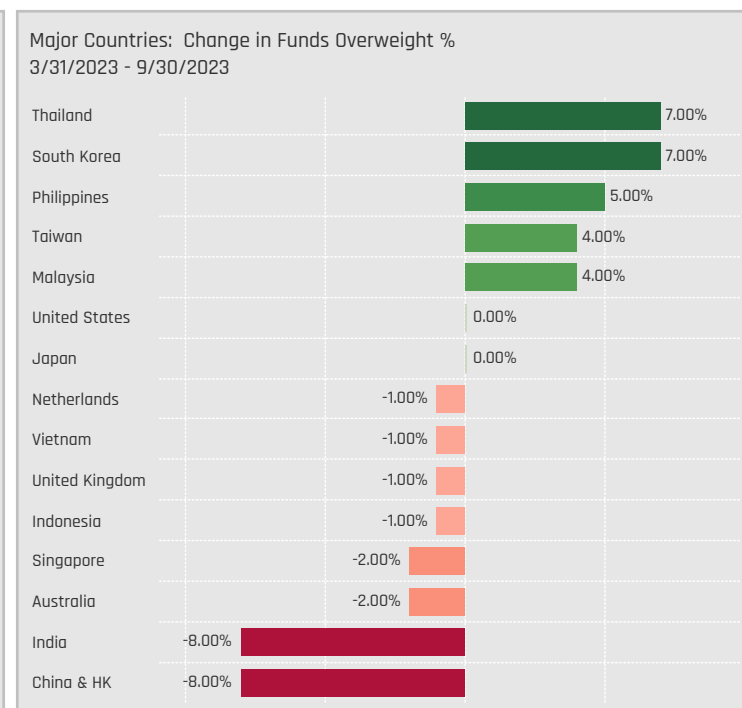
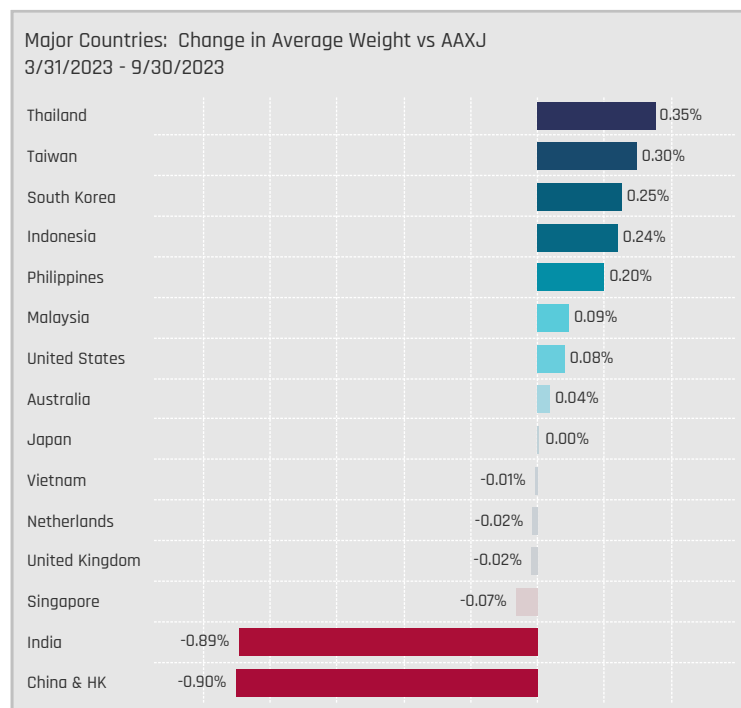
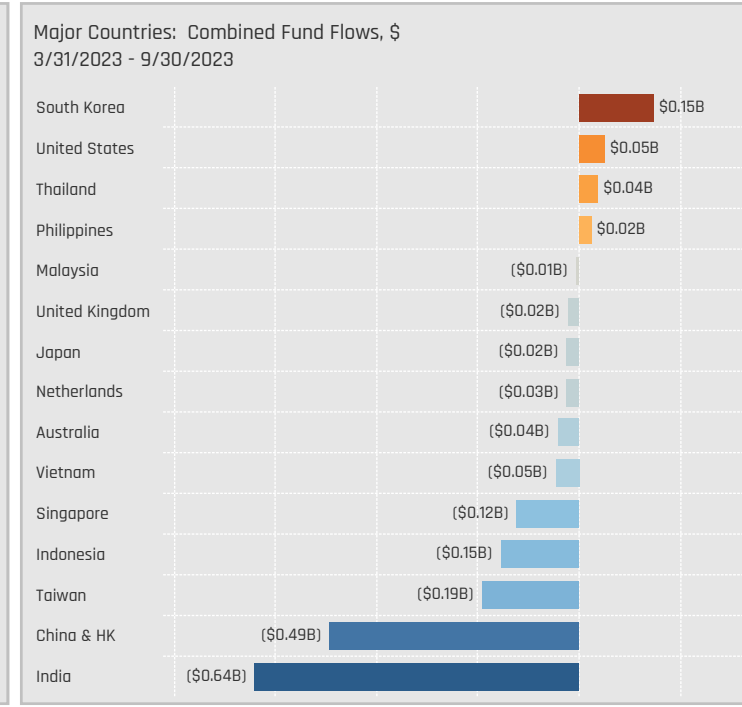
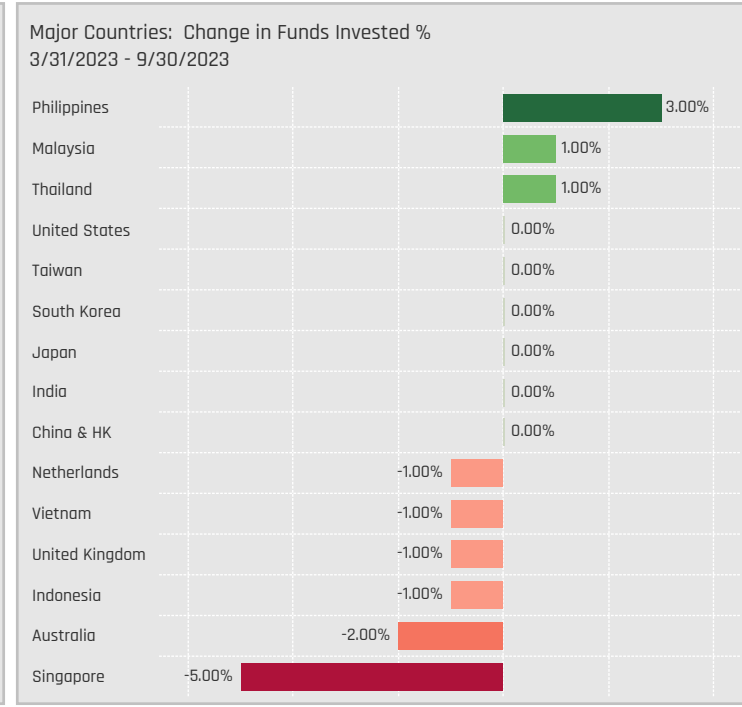
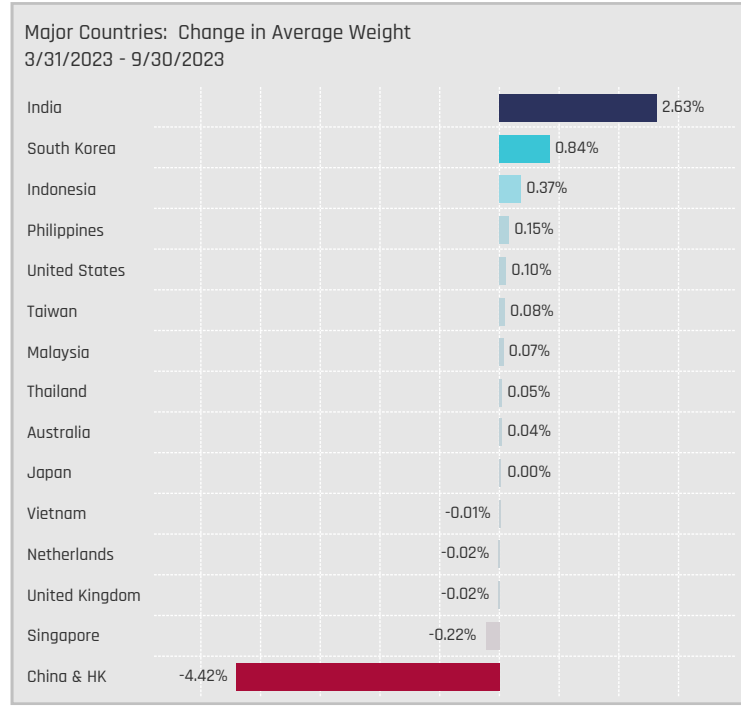
### Largest Fund Country Overweights, % [Ex-China & HK]



### Largest Fund Country Underweights, % [Ex-China & HK]



# Country Allocation Changes [Aggregate]



# Country Allocation Changes [Fund Level]

## Largest Changes in Country Weight, % [China & HK]. 3/31/2023 - 9/30/2023

Fund Name	New or Closed	Country	Fund Weight, %	Weight Change, %
Matthews Asia Funds - Asia (ex-Japan) Total R..		China & HK	42.31%	5.69%
UBS (CH) Equity Fund - Emerging Asia (USD)		China & HK	35.51%	3.40%
Fidelity Funds SICAV - Asian Equity Fund		China & HK	41.74%	2.38%
Fidelity Funds SICAV - Sustainable Asia Equity		China & HK	41.80%	1.54%
Fidelity Invt. Funds - Emerging Asia Fund		China & HK	41.54%	1.41%
Robeco Capital Gr. Fds. - Asian Stars Equities		China & HK	45.81%	0.46%
Asian Equity Income Fund		China & HK	34.88%	0.28%
E Fund Asia Selected Stock Fund		China & HK	60.15%	0.10%
UBS (CH) Equity Fund - Asia (USD)		China & HK	37.15%	-0.26%
Robeco Capital Gr. Fds. - Sustainable Asian Sta..		China & HK	44.55%	-0.32%
PineBridge Fund Series - Asian Fund		China & HK	55.96%	-0.71%
Vontobel Fund - mtx Sustainable Asian Leaders..		China & HK	50.12%	-0.81%
Morgan Stanley Invt. Fds. - Asia Opportunity Fu..		China & HK	47.85%	-7.23%
T. Rowe Price Funds SICAV - Asian ex-Japan Eq..		China & HK	37.62%	-7.78%
Sydinvest Fjernosten		China & HK	38.61%	-8.41%
Allianz Global Investors Fund - Emerging Asia E..		China & HK	33.14%	-9.05%
LO Funds - Asia High Conviction		China & HK	37.92%	-9.15%
Nikko AM Global Umbrella Fund - Asia (ex-Japa..		China & HK	42.06%	-9.68%
Swedbank Robur Asienfond		China & HK	33.23%	-9.88%
Skandia Asia		China & HK	40.15%	-10.03%
Prusik Asia Fund		China & HK	25.57%	-10.15%
HSBC GIF - Asia (ex-Japan) Equity		China & HK	37.70%	-10.17%
Lansforsakringar Asienfonden		China & HK	36.63%	-12.92%
Carnegie Asia		China & HK	19.02%	-15.06%

## Largest Country Level Fund Flows, \$. [China & HK] 3/31/2023 - 9/30/2023

Fund Name	New or Closed	Country	Fund AUM, \$	Fund Flows, \$
Fidelity Funds SICAV - Sustainable Asia Equity		China & HK	\$1,410M	\$255.2M
Hermes Invt. Funds - Asia (ex-Japan) Equity Fu..		China & HK	\$1,365M	\$140.3M
Fidelity Funds SICAV - Asian Equity Fund		China & HK	\$402M	\$85.5M
Vontobel Fund - mtx Sustainable Asian Leaders..		China & HK	\$459M	\$54.4M
Matthews Asia Funds - Asia (ex-Japan) Total R..		China & HK	\$184M	\$48.0M
Baillie Gifford Overseas Growth Fund - Pacific F..		China & HK	\$1,025M	\$46.6M
JPMorgan Funds - Asia Growth Fund		China & HK	\$466M	\$37.6M
Schroder Asian Growth Fund		China & HK	\$746M	\$29.4M
FTIF SICAV - Asian Growth Fund		China & HK	\$678M	\$16.8M
Fidelity Invt. Funds - Emerging Asia Fund		China & HK	\$46M	\$11.6M
Nordea Asian Stars Fund		China & HK	\$119M	\$5.6M
CG Nouvelle Asie		China & HK	\$112M	\$4.9M
Fidelity Asia Fund		China & HK	\$298M	(\$32.3M)
Pictet - Asian Equities (ex-Japan)		China & HK	\$388M	(\$38.0M)
BlackRock Global Funds - Asian Dragon Fund		China & HK	\$302M	(\$46.2M)
BNP Paribas Funds - Asia ex-Japan Equity		China & HK	\$133M	(\$50.4M)
LO Funds - Asia High Conviction		China & HK	\$151M	(\$59.0M)
AB FCP I - Asia (ex-Japan) Equity Portfolio		China & HK	\$142M	(\$63.6M)
Swedbank Robur Asienfond		China & HK	\$195M	(\$64.5M)
T Rowe Price New Asia Fund		China & HK	\$961M	(\$105.0M)
Morgan Stanley Invt. Fds. - Asia Opportunity Fu..		China & HK	\$2,091M	(\$106.2M)
Schroder ISF - Asian Opportunities		China & HK	\$2,651M	(\$106.9M)
Fidelity Invt. Funds - Asia Fund		China & HK	\$1,374M	(\$165.6M)
iShares Tr. - MSCI All Country Asia ex-Japan ETF		China & HK	\$1,022M	(\$174.3M)

## Largest Changes in Country Weight, % [Ex-China & HK]. 3/31/2023 - 9/30/2023

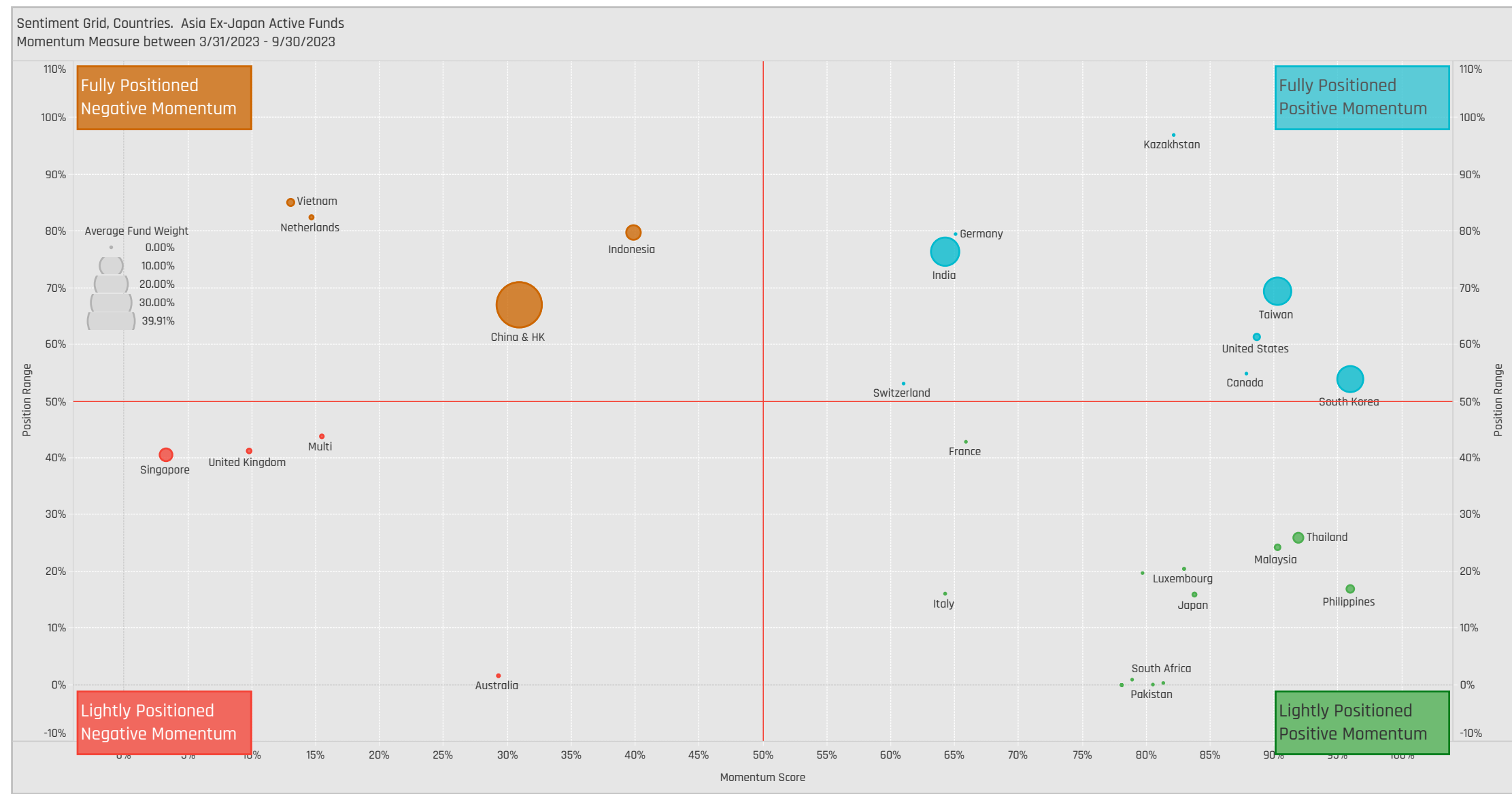
Fund Name	New or Closed	Country	Fund Weight, %	Weight Change, %
Skandia Asia		India	24.81%	9.36%
Prusik Asia Fund		Indonesia	12.47%	8.70%
Lansforsakringar Asienfonden		India	22.79%	8.58%
BlackRock Asia Fund		India	15.53%	7.50%
Carnegie Asia		India	23.30%	7.33%
Prusik Asia Fund		Australia	8.55%	7.21%
Goldman Sachs Funds III - Asia Equity Growth &..		Taiwan	31.55%	7.16%
Nikko AM Global Umbrella Fund - Asia (ex-Japa..		India	20.09%	6.43%
Morgan Stanley Instl. Fund - Asia Opportunity P..		India	25.96%	6.35%
BlackRock Global Funds - Asian Dragon Fund		India	14.33%	6.26%
T Rowe Price New Asia Fund		India	18.57%	6.02%
AB FCP I - Asia (ex-Japan) Equity Portfolio		South Korea	18.89%	5.90%
Robeco Capital Gr. Fds. - Sustainable Asian Sta..		Taiwan	10.05%	-2.78%
UBS (CH) Equity Fund - Asia (USD)		Taiwan	16.02%	-2.79%
Nikko AM Global Umbrella Fund - Asia (ex-Japa..		Taiwan	12.21%	-2.86%
Nomura Fds. Ireland Plc - Asia (ex-Japan) High ..		Taiwan	11.03%	-2.99%
CompAM Fund - Cadence Strategic Asia		Singapore	6.01%	-3.00%
BNP Paribas Funds - Asia ex-Japan Equity	Close	Indonesia	0.00%	-3.13%
UBS (CH) Equity Fund - Asia (USD)		Indonesia	5.88%	-3.48%
Lansforsakringar Asienfonden		Taiwan	10.98%	-3.61%
Invesco Funds - Asia Opportunities Equity Fund		South Korea	7.13%	-4.08%
Matthews Asia Funds - Asia (ex-Japan) Total R..		Vietnam	6.10%	-5.84%
Prusik Asia Fund		South Korea	4.14%	-9.89%
Prusik Asia Fund	Close	Vietnam	0.00%	-11.97%

## Largest Country Level Fund Flows, \$. [Ex-China & HK] 3/31/2023 - 9/30/2023

Fund Name	New or Closed	Country	Fund AUM, \$	Fund Flows, \$
Baillie Gifford Overseas Growth Fund - Pacific F..		South Korea	\$467M	\$136.6M
Fidelity Funds SICAV - Sustainable Asia Equity		Taiwan	\$519M	\$118.2M
Morgan Stanley Invt. Fds. - Asia Opportunity Fu..		South Korea	\$498M	\$66.4M
Hermes Invt. Funds - Asia (ex-Japan) Equity Fu..		South Korea	\$953M	\$63.2M
T Rowe Price New Asia Fund		India	\$464M	\$56.8M
Value Partners High Dividend Stocks Fund		South Korea	\$242M	\$43.7M
Vontobel Fund - mtx Sustainable Asian Leaders..		South Korea	\$140M	\$41.6M
Hermes Invt. Funds - Asia (ex-Japan) Equity Fu..	New	United States	\$40M	\$36.5M
Fidelity Funds SICAV - Asian Equity Fund		Taiwan	\$148M	\$35.7M
BlackRock Global Funds - Asian Dragon Fund		India	\$109M	\$28.9M
Morgan Stanley Invt. Fds. - Asia Opportunity Fu..		Singapore	\$214M	\$27.8M
Baillie Gifford Overseas Growth Fund - Pacific F..		Taiwan	\$322M	\$25.2M
Matthews Asia Funds - Asia (ex-Japan) Total R..		Vietnam	\$27M	(\$37.6M)
Fidelity Invt. Funds - Asia Fund		India	\$714M	(\$44.9M)
FTIF SICAV - Asian Growth Fund		India	\$489M	(\$45.3M)
Schroder ISF - Asian Opportunities		India	\$894M	(\$48.8M)
iShares Tr. - MSCI All Country Asia ex-Japan ETF		South Korea	\$355M	(\$57.9M)
iShares Tr. - MSCI All Country Asia ex-Japan ETF		India	\$459M	(\$60.1M)
Schroder ISF - Asian Opportunities		Taiwan	\$643M	(\$61.9M)
Fidelity Funds SICAV - Asian Equity Fund		India	\$156M	(\$73.9M)
Fidelity Funds SICAV - Sustainable Asia Equity		Indonesia	\$44M	(\$74.4M)
iShares Tr. - MSCI All Country Asia ex-Japan ETF		Taiwan	\$428M	(\$84.4M)
Morgan Stanley Invt. Fds. - Asia Opportunity Fu..		India	\$1,115M	(\$170.9M)
Fidelity Funds SICAV - Sustainable Asia Equity		India	\$546M	(\$271.9M)

# Country Sentiment Grid

We combine the latest Country positioning, long-term positioning and short-term fund activity in the 'Sentiment Grid', below. The Y-Axis measures where today's ownership levels in each Country sit relative to the long-term range. We calculate the Z-Score of today's average weight, funds invested % and funds O/W %, relative to all monthly observations in our fund history (going back to 7/31/2011). A figure close to 100% would indicate today's positioning is close to its maximum ever level, a figure close to zero, the lowest. The X-axis provides a measure of short-term fund activity, or 'Momentum', by looking at the changes in average weight, funds invested % and funds o/w % between 3/31/2023 and 9/30/2023, relative to each Country. A figure above 50% means a Country has seen relative increases in ownership, a figure below 50% indicates a relative decrease in positioning. The size of the bubble represents the average weight of each Country.



Position Range: Average of:  
Z-Score Average Weight vs history  
Z-Score Funds Invested % vs history  
Z-Score Funds O/W % vs history

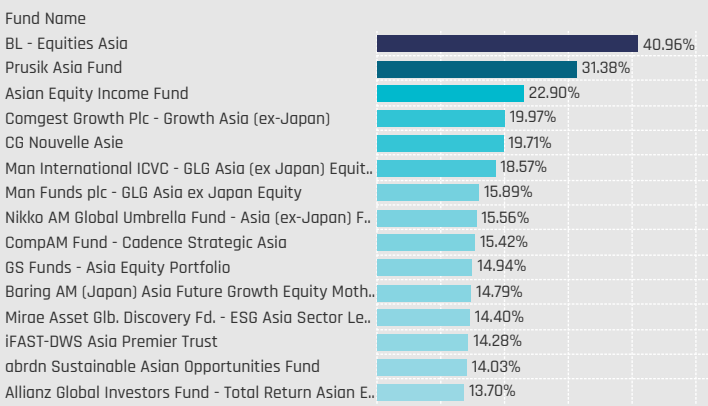
Momentum Score: Average of:  
Change in Average Weight (Percentile vs Peers)  
Change in Funds Invested % (Percentile vs Peers)  
Change in Funds O/W % (Percentile vs Peers)



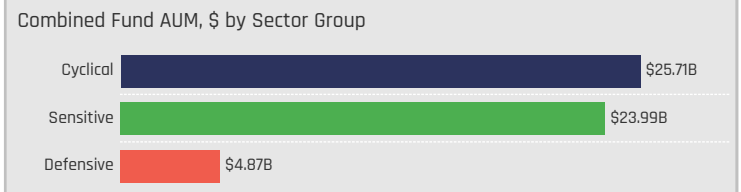
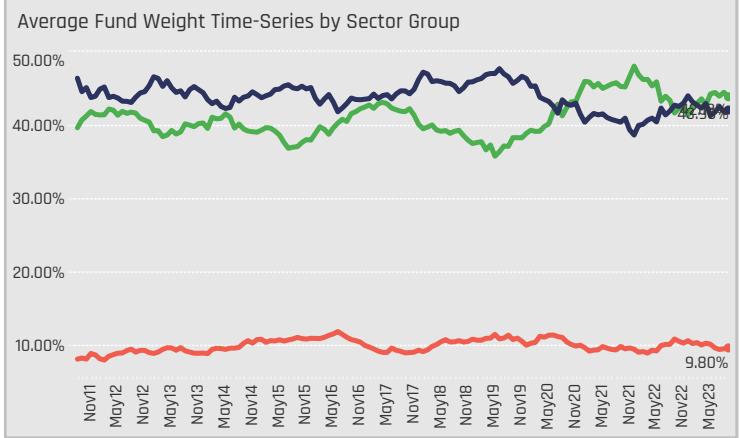
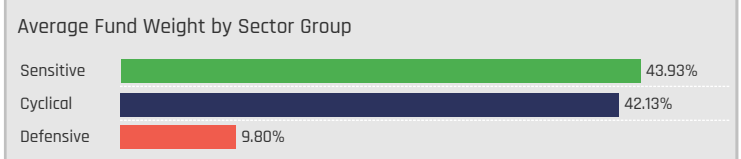
# Sector Group Allocations

# Sector Group Allocations

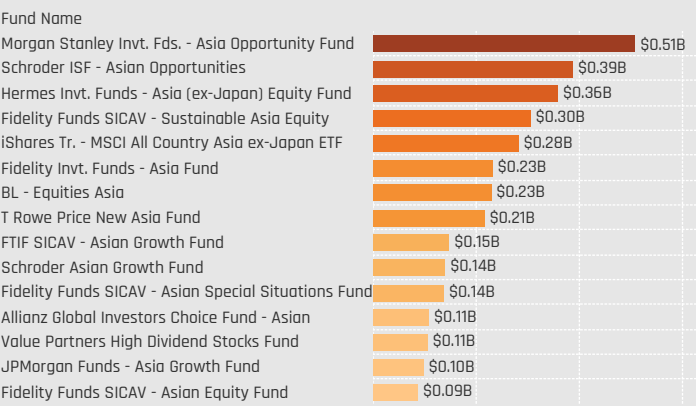
## Defensive: Largest Fund Weights, %



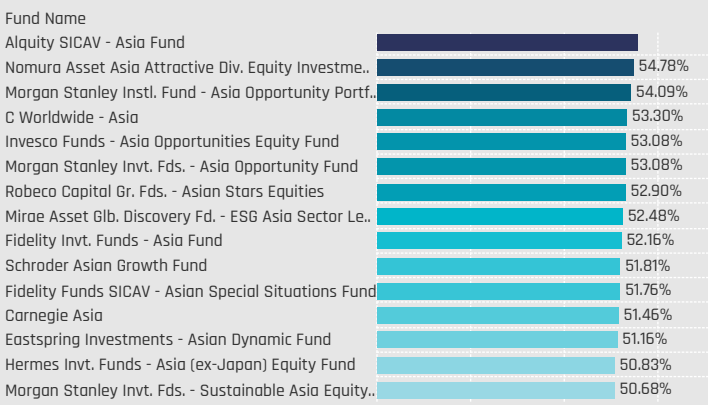
Defensives: Consumer Staples, Health Care, Utilities  
 Cyclical: Consumer Discretionary, Financials, Materials, Real Estate  
 Sensitive: Communication Services, Energy, Industrials, Information Technology



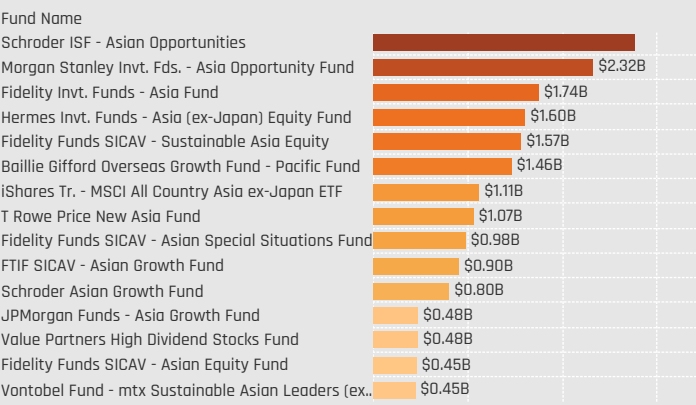
## Defensive: Largest Fund AUM, \$



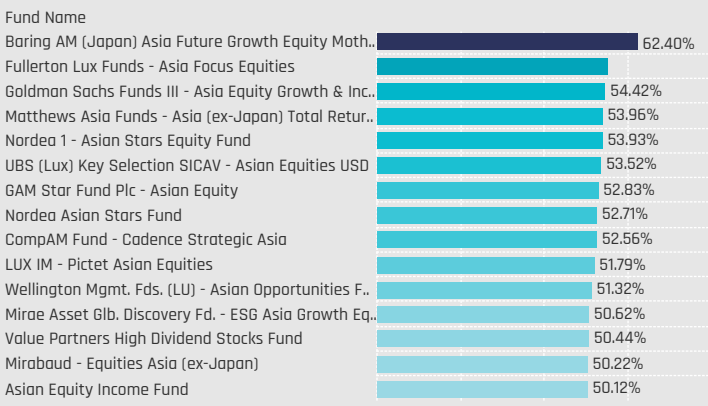
## Cyclical: Largest Fund Weights, %



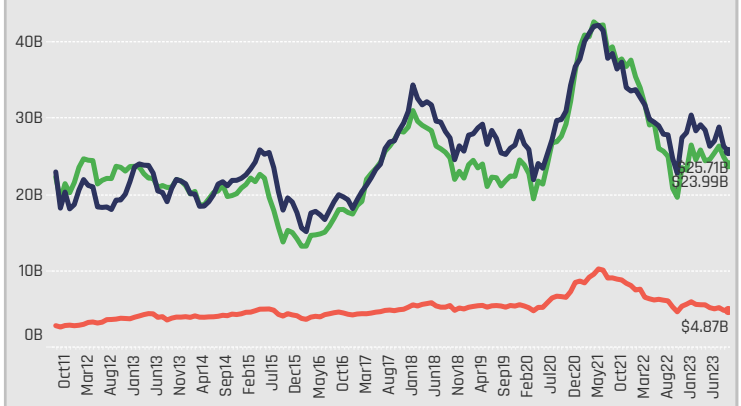
## Cyclical: Largest Fund AUM, \$



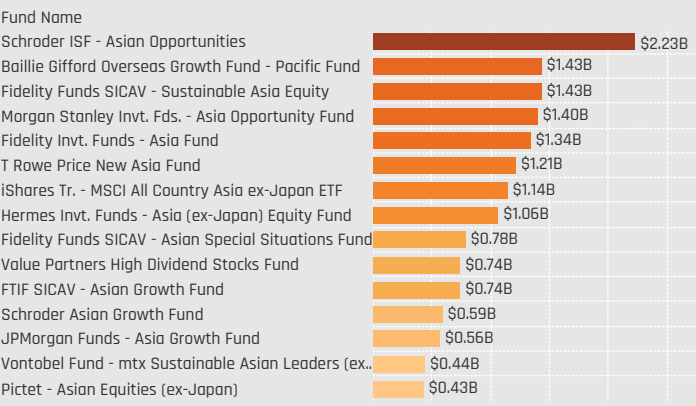
## Sensitive: Largest Fund Weights, %



## Combined Fund AUM, \$ Time-Series by Sector Group

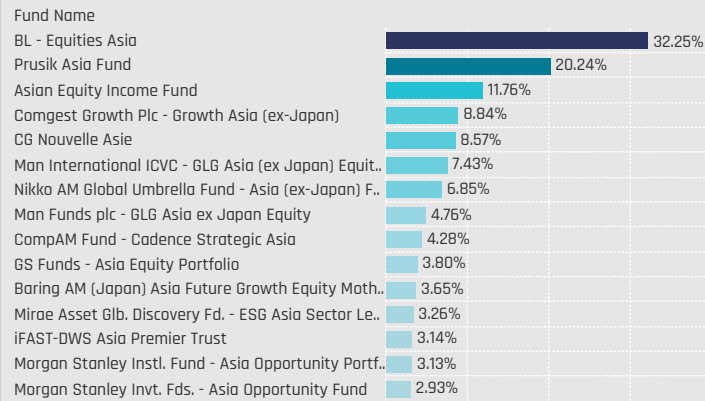


## Sensitive: Largest Fund AUM, \$

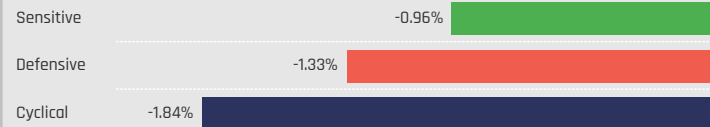


# Sector Group Allocations Relative to Benchmark

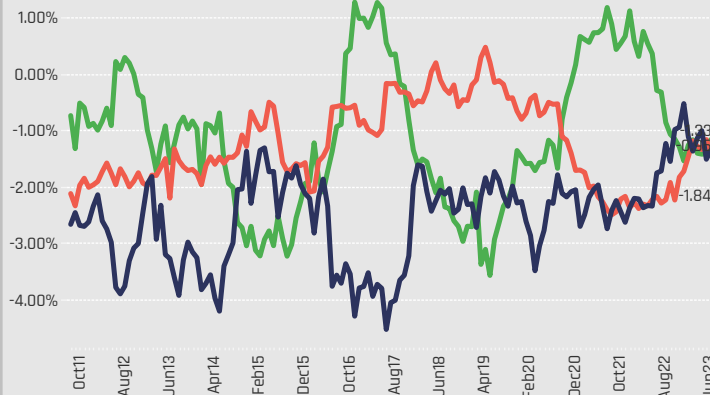
## Defensive: Largest Overweight Allocations, %



## Average Fund Weight vs AAXJ by Sector Group



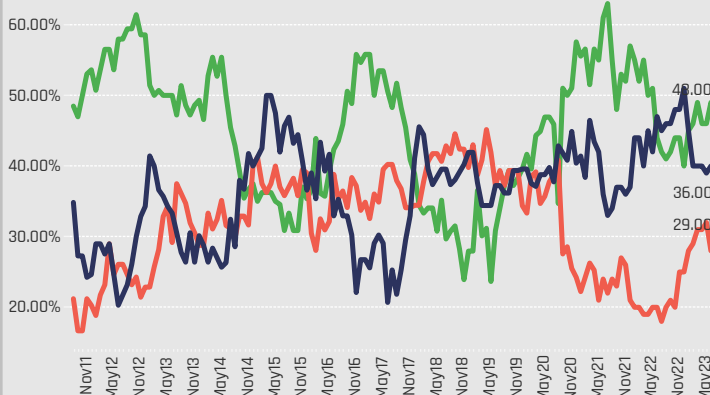
## Average Fund Weight vs AAXJ Time-Series by Sector Group



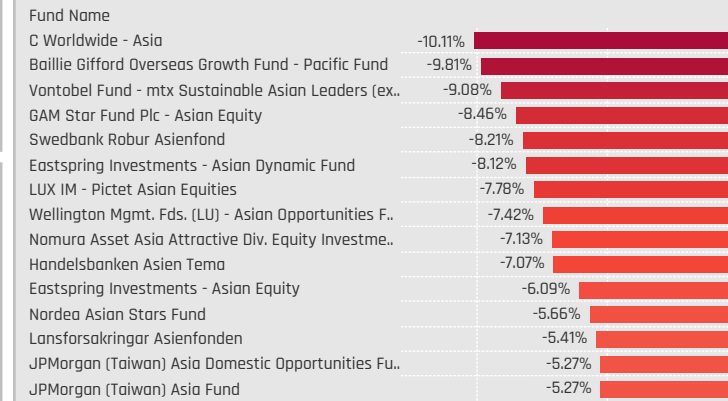
## Percentage of Funds Overweight the AAXJ by Sector Group



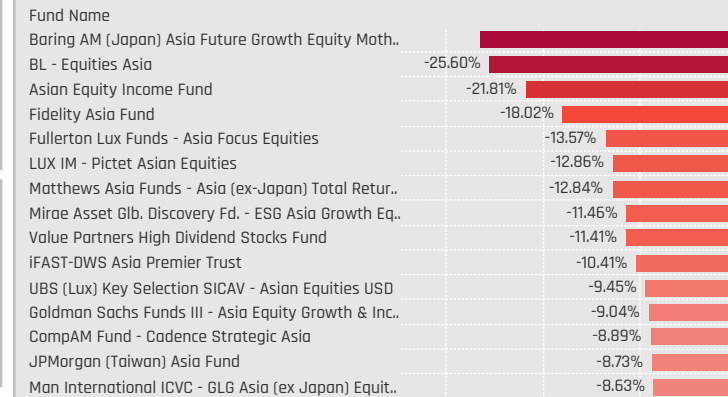
## Percentage of Funds Overweight the AAXJ Time-Series by Sector Group



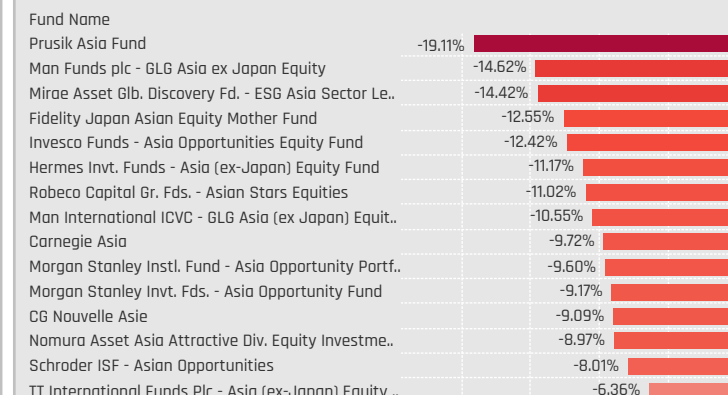
## Defensive: Largest Underweight Allocations, %



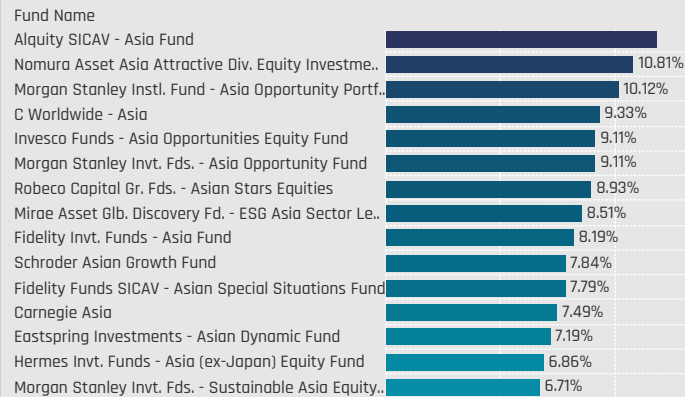
## Cyclical: Largest Underweight Allocations, %



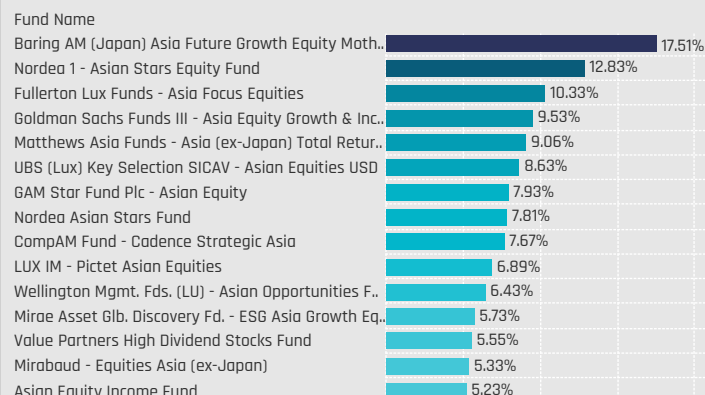
## Sensitive: Largest Underweight Allocations, %



## Cyclical: Largest Overweight Allocations, %



## Sensitive: Largest Overweight Allocations, %



# Sector Group Allocation Changes [Fund Level]

## Defensives: Largest Changes in Fund Weight, %. 3/31/2023 - 9/30/2023

Fund Name	New or Closed	Fund Weight, %	Weight Change, %
Prusik Asia Fund		31.38%	5.67%
JKC Fund - La Francaise JKC Asia Equity		9.97%	4.17%
SEB Fund 2 - Asia (ex-Japan) Fund		13.59%	3.95%
SEB Asia (ex-Japan) Fund		13.64%	3.89%
BlackRock Asia Fund		11.86%	2.64%
Pictet - Asian Equities (ex-Japan)		6.88%	2.49%
Baring International Umbrella Fund - Asia Growth Fund		9.32%	2.15%
Matthews Asia Funds - Asia (ex-Japan) Total Return Equity Fu..		12.87%	-2.94%
HSBC GIF - Asia (ex-Japan) Equity		9.45%	-3.09%
T. Rowe Price Funds SICAV - Asian ex-Japan Eq. Fund		8.47%	-3.12%
BL - Equities Asia		40.96%	-3.76%
LO Funds - Asia High Conviction		6.23%	-3.97%
Robeco Capital Gr. Fds. - Sustainable Asian Stars Equities		13.18%	-5.03%
Robeco Capital Gr. Fds. - Asian Stars Equities		11.60%	-5.47%

## Defensives: Largest Fund Flows, \$. 3/31/2023 - 9/30/2023

Fund Name	New or Closed	Fund AUM, \$	Fund Flows, \$
Fidelity Funds SICAV - Sustainable Asia Equity		\$304M	\$65.2M
Value Partners High Dividend Stocks Fund		\$106M	\$25.9M
Pictet - Asian Equities (ex-Japan)		\$68M	\$19.9M
Fidelity Funds SICAV - Asian Equity Fund		\$87M	\$19.4M
BlackRock Global Funds - Asian Dragon Fund		\$81M	\$17.5M
Schroder Asian Growth Fund		\$140M	\$15.7M
Morgan Stanley Inv. Fds. - Asia Opportunity Fund		\$509M	\$10.1M
HSBC GIF - Asia (ex-Japan) Equity		\$36M	(\$14.2M)
Sydneyinvest Fjernosten		\$21M	(\$14.4M)
Fidelity Asia Fund		\$68M	(\$17.4M)
Fidelity Inv. Funds - Asia Fund		\$232M	(\$23.1M)
LO Funds - Asia High Conviction		\$25M	(\$27.5M)
iShares Tr. - MSCI All Country Asia ex-Japan ETF		\$282M	(\$53.6M)
T Rowe Price New Asia Fund		\$215M	(\$77.2M)

## Cyclicals: Largest Changes in Fund Weight, %. 3/31/2023 - 9/30/2023

Fund Name	New or Closed	Fund Weight, %	Weight Change, %
GAM Multistock SICAV - Asia Focus Equity Fund		42.67%	7.52%
Skandia Asia		42.01%	6.18%
UBS (CH) Equity Fund - Emerging Asia (USD)		42.91%	5.28%
HSBC GIF - Asia (ex-Japan) Equity		37.51%	4.26%
PineBridge Global Funds - Asia (ex-Japan) Equity Fund		49.03%	4.08%
Lansforsakringar Asienfonden		43.65%	3.99%
Nomura Fds. Ireland Plc - Asia (ex-Japan) High Conviction		44.41%	3.54%
abrdr Sustainable Asian Opportunities Fund		39.50%	-5.43%
AB FCP I - Asia (ex-Japan) Equity Portfolio		46.89%	-6.51%
Fidelity Funds SICAV - Asian Equity Fund		47.12%	-6.58%
Carnegie Asia		51.46%	-7.28%
Fidelity Inv. Funds - Emerging Asia Fund		45.87%	-7.65%
Fidelity Funds SICAV - Sustainable Asia Equity		46.49%	-7.84%
JKC Fund - La Francaise JKC Asia Equity		39.57%	-12.46%

## Cyclicals: Largest Fund Flows, \$. 3/31/2023 - 9/30/2023

Fund Name	New or Closed	Fund AUM, \$	Fund Flows, \$
Hermes Inv. Funds - Asia (ex-Japan) Equity Fund		\$1,605M	\$202.9M
Value Partners High Dividend Stocks Fund		\$478M	\$65.3M
Vontobel Fund - mtx Sustainable Asian Leaders (ex-Japa..		\$446M	\$46.4M
JPMorgan Funds - Asia Growth Fund		\$479M	\$37.3M
Allianz Global Investors Fund - Total Return Asian Equity		\$128M	\$22.9M
JPM Asset GIM Asian Equity Active Open Mather Fund (In..		\$93M	\$21.4M
HSBC GIF - Asia (ex-Japan) Equity		\$143M	\$16.2M
Fidelity Funds SICAV - Asian Equity Fund		\$454M	(\$74.6M)
AB FCP I - Asia (ex-Japan) Equity Portfolio		\$150M	(\$75.6M)
Schroder ISF - Asian Opportunities		\$2,769M	(\$162.3M)
iShares Tr. - MSCI All Country Asia ex-Japan ETF		\$1,114M	(\$174.7M)
Fidelity Inv. Funds - Asia Fund		\$1,744M	(\$208.5M)
Morgan Stanley Inv. Fds. - Asia Opportunity Fund		\$2,319M	(\$278.6M)
Fidelity Funds SICAV - Sustainable Asia Equity		\$1,568M	(\$330.9M)

## Sensitives: Largest Changes in Fund Weight, %. 3/31/2023 - 9/30/2023

Fund Name	New or Closed	Fund Weight, %	Weight Change, %
Fidelity Funds SICAV - Sustainable Asia Equity		42.33%	7.71%
Fidelity Inv. Funds - Emerging Asia Fund		40.97%	7.58%
JKC Fund - La Francaise JKC Asia Equity		44.67%	7.30%
Fidelity Funds SICAV - Asian Equity Fund		41.31%	7.26%
LO Funds - Asia High Conviction		49.52%	6.52%
Matthews Asia Funds - Asia (ex-Japan) Total Return Equity ..		53.96%	6.34%
Robeco Capital Gr. Fds. - Asian Stars Equities		33.87%	5.78%
Morgan Stanley Inv. Fds. - Sustainable Asia Equity Fund		40.77%	-3.90%
UBS (CH) Equity Fund - Asia (USD)		45.36%	-4.21%
JPM Asset GIM Asian Equity Active Open Mather Fund (Inst.)		47.70%	-5.26%
Invesco Funds - Asia Asset Allocation Fund		40.89%	-5.80%
Prusik Asia Fund		25.78%	-7.31%
Invesco Funds - Asia Opportunities Equity Fund		32.47%	-7.68%
GAM Multistock SICAV - Asia Focus Equity Fund		48.55%	-8.33%

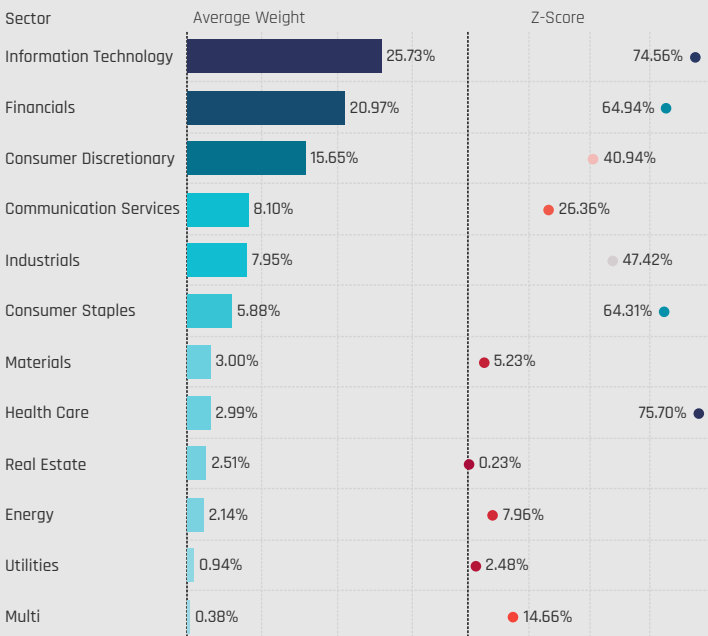
## Sensitives: Largest Fund Flows, \$. 3/31/2023 - 9/30/2023

Fund Name	New or Closed	Fund AUM, \$	Fund Flows, \$
Fidelity Funds SICAV - Sustainable Asia Equity		\$1,427M	\$270.8M
Baillie Gifford Overseas Growth Fund - Pacific Fund		\$1,433M	\$225.2M
Morgan Stanley Inv. Fds. - Asia Opportunity Fund		\$1,395M	\$97.2M
Fidelity Funds SICAV - Asian Equity Fund		\$398M	\$75.2M
JPMorgan Funds - Asia Growth Fund		\$564M	\$46.4M
Hermes Inv. Funds - Asia (ex-Japan) Equity Fund		\$1,065M	\$42.2M
Vontobel Fund - mtx Sustainable Asian Leaders (ex-Jap..		\$439M	\$24.0M
BlackRock Global Funds - Asian Dragon Fund		\$354M	(\$39.0M)
FTIF SICAV - Asian Growth Fund		\$739M	(\$42.7M)
BNP Paribas Funds - Asia ex-Japan Equity		\$156M	(\$51.8M)
Pictet - Asian Equities (ex-Japan)		\$432M	(\$74.6M)
Fidelity Inv. Funds - Asia Fund		\$1,338M	(\$103.5M)
Schroder ISF - Asian Opportunities		\$2,230M	(\$111.2M)
iShares Tr. - MSCI All Country Asia ex-Japan ETF		\$1,137M	(\$198.7M)

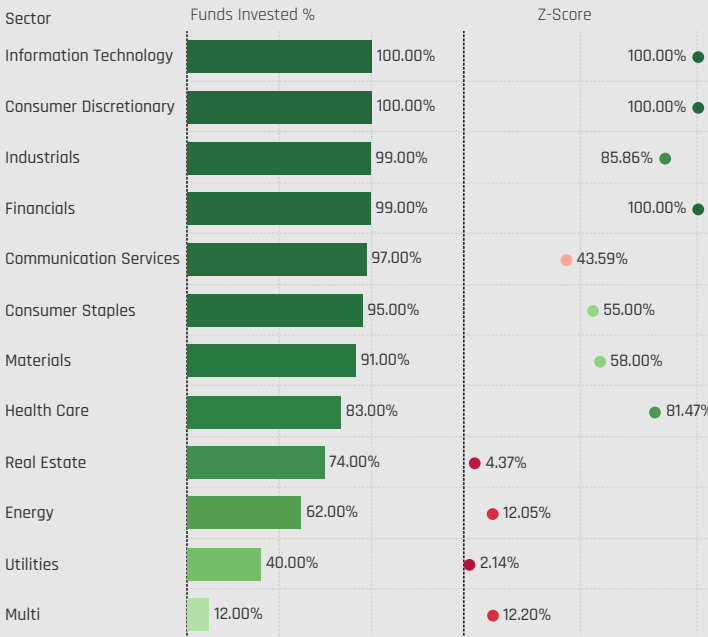
# Sector Allocations

# Sector Allocations

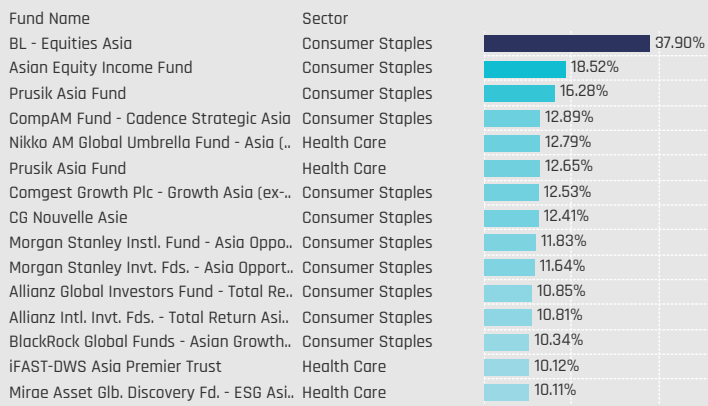
Sectors: Average Fund Weights / Z-Score (7/31/2011 - Present)



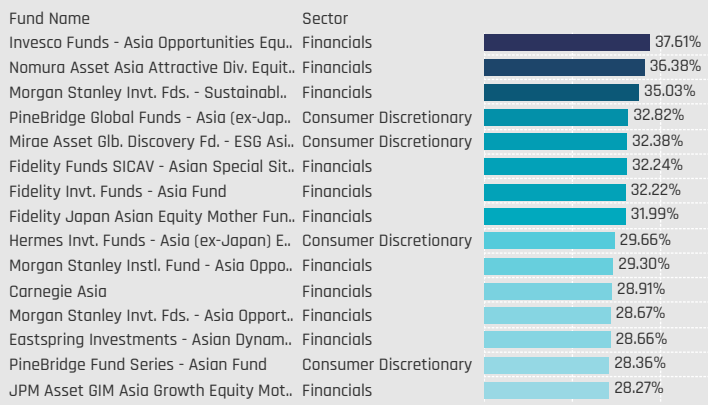
Sectors: Funds Invested %



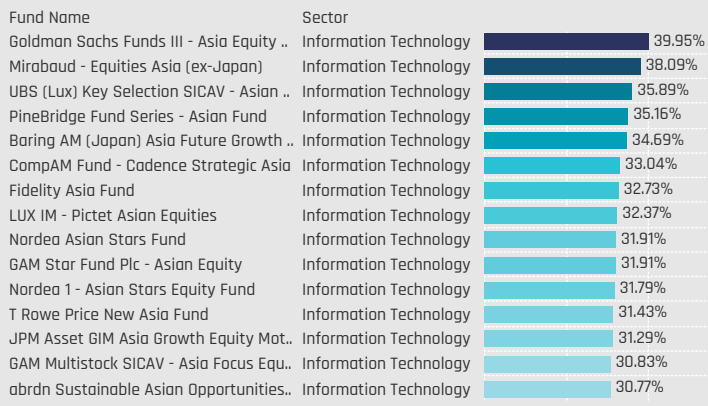
Defensive Sectors: Largest Fund Weights, %



Cyclical Sectors: Largest Fund Weights, %



Sensitive Sectors: Largest Fund Weights, %



Defensive Sectors: Largest Fund AUM, \$



Cyclical Sectors: Largest Fund AUM, \$

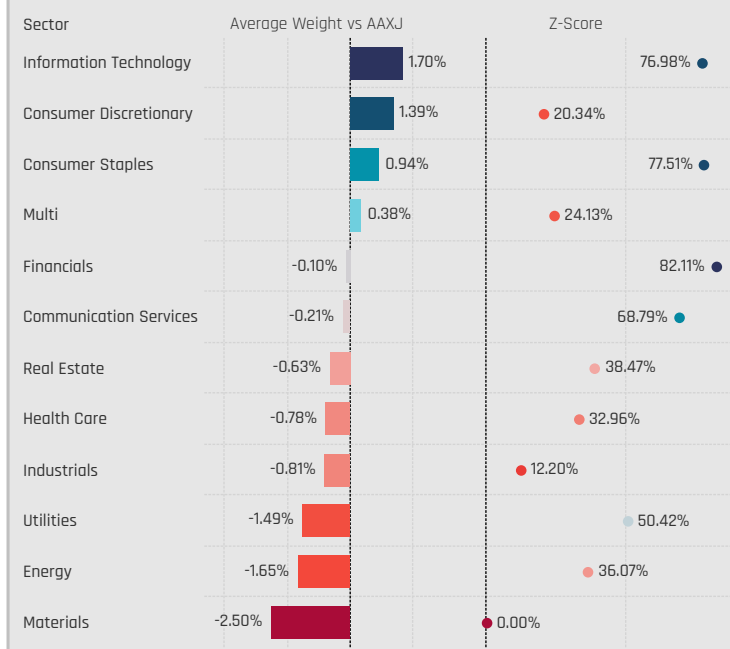


Sensitive Sectors: Largest Fund AUM, \$

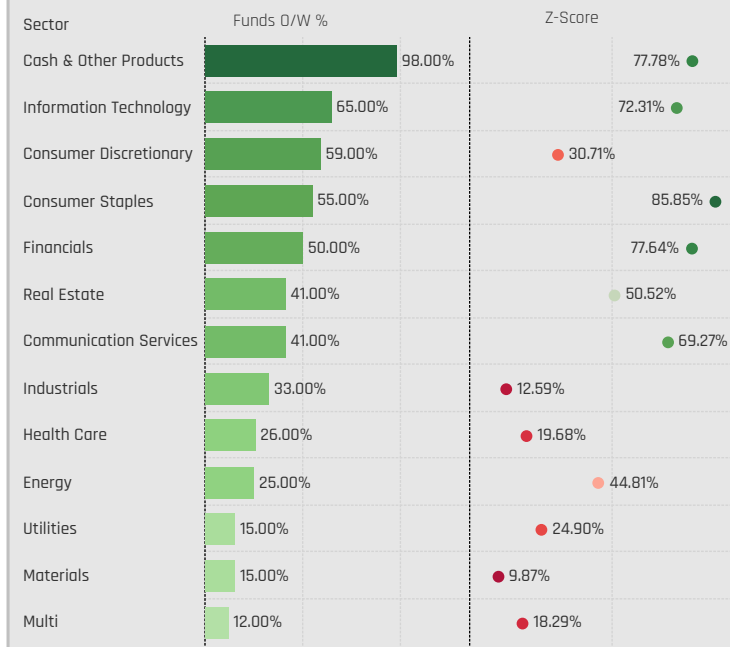


# Sector Allocations Relative to Benchmark

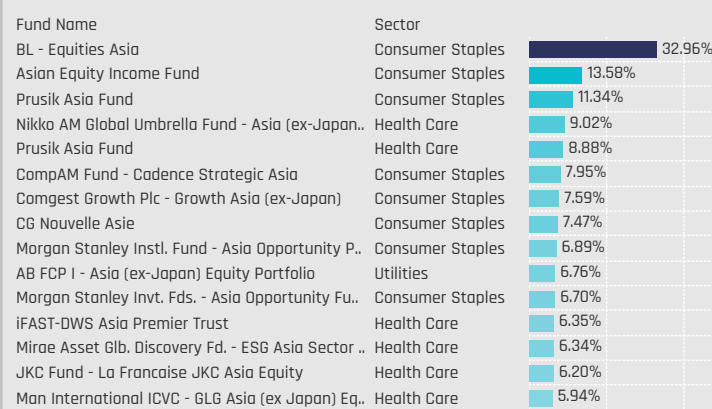
### Sectors: Average Weight vs AAXJ / Z-Score (7/31/2011 - Present)



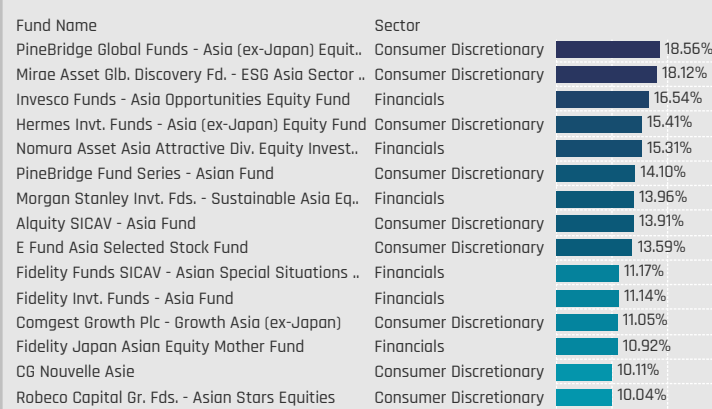
### Sectors: Funds Overweight % / Z-Score (7/31/2011 - Present)



### Defensive Sectors: Largest Fund Overweights, %



### Cyclical Sectors: Largest Fund Overweights, %



### Sensitive Sectors: Largest Fund Overweights, %



### Defensive Sectors: Largest Fund Underweights, %



### Cyclical Sectors: Largest Fund Underweights, %

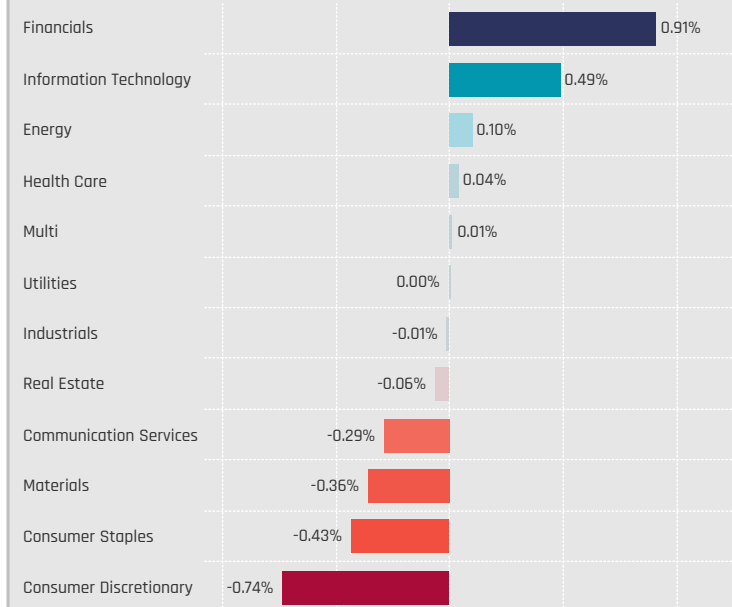


### Sensitive Sectors: Largest Fund Underweights, %

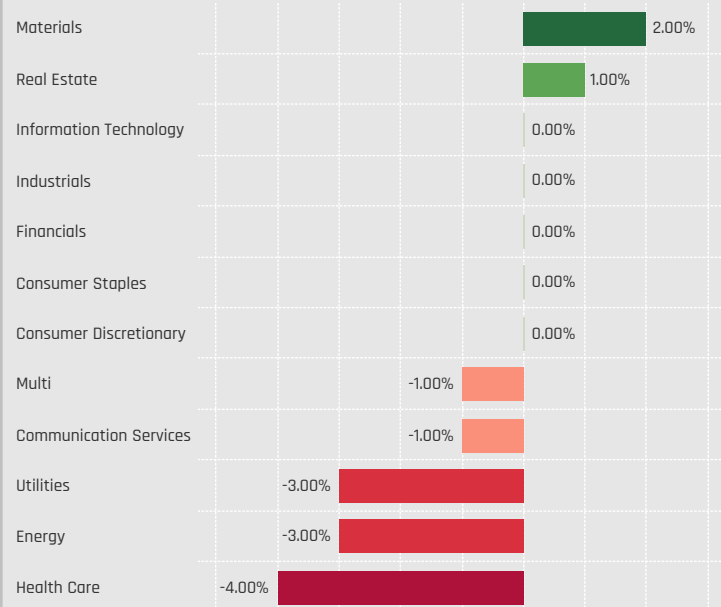


# Sector Allocation Changes [Aggregate]

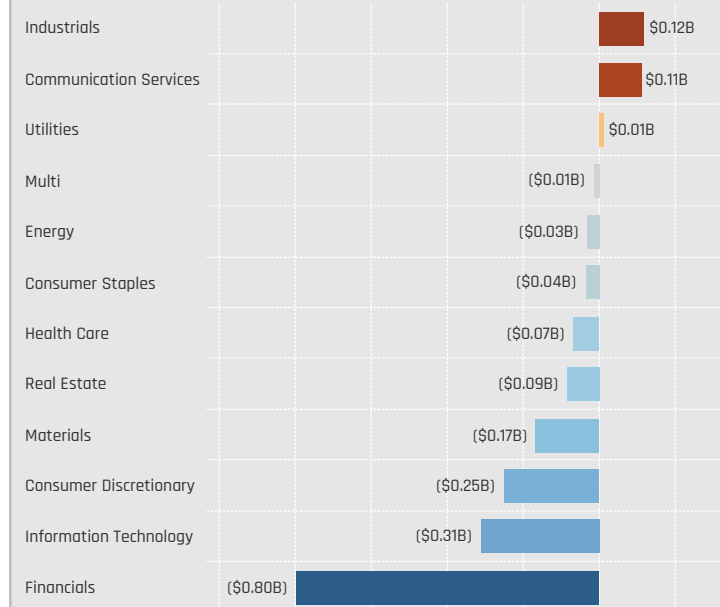
Sectors: Change in Average Weight  
3/31/2023 - 9/30/2023



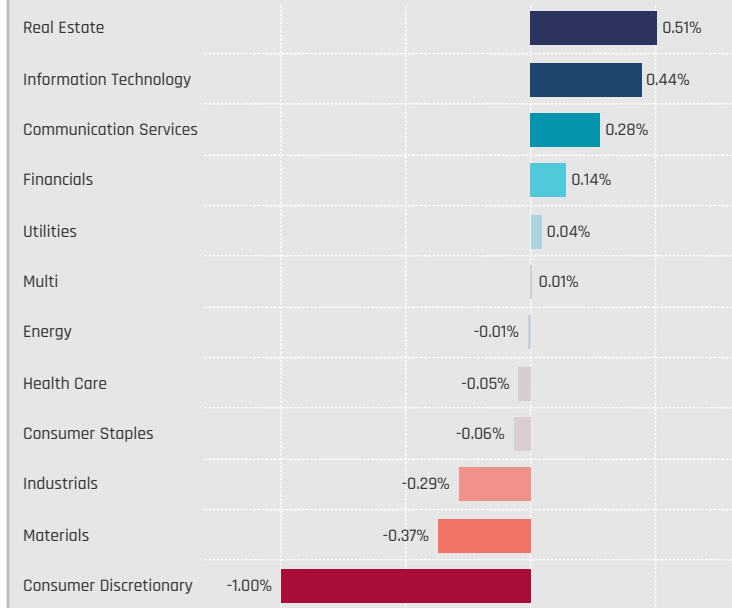
Sectors: Change in Funds Invested %  
3/31/2023 - 9/30/2023



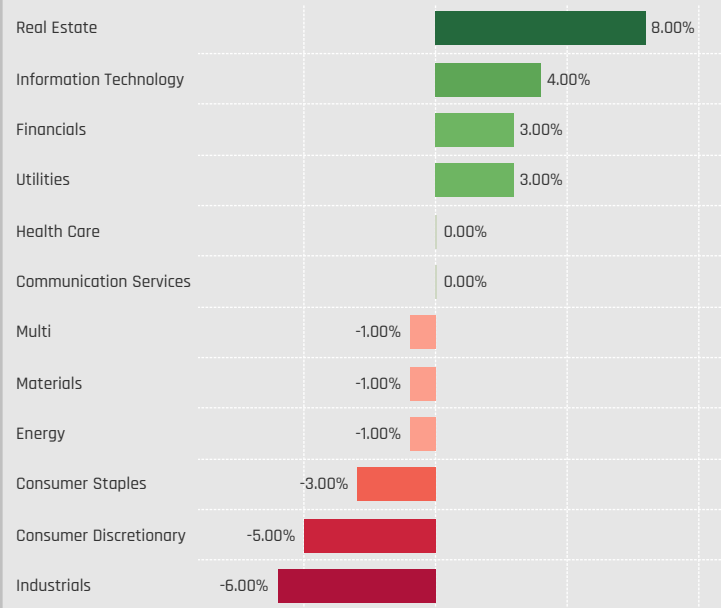
Sectors: Combined Fund Flows, \$  
3/31/2023 - 9/30/2023



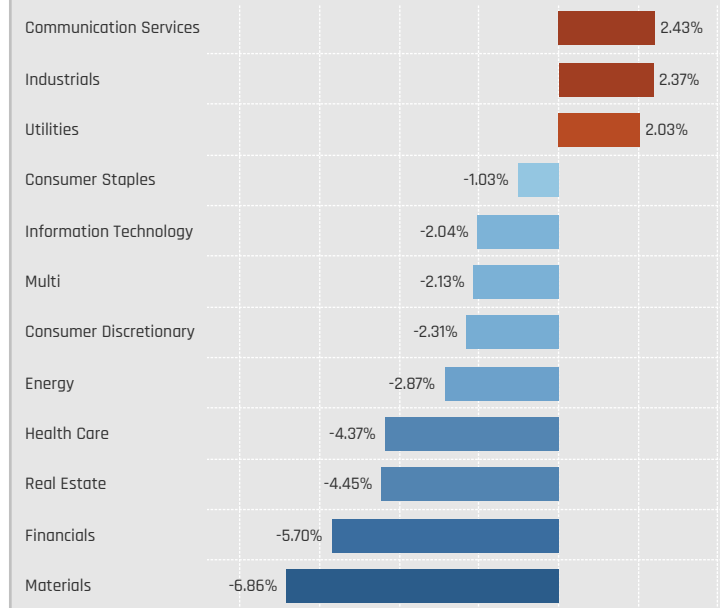
Sectors: Change in Average Weight vs AAXJ  
3/31/2023 - 9/30/2023



Sectors: Change in Funds Overweight %  
3/31/2023 - 9/30/2023



Sectors: Combined Fund Flows as Percentage of AUM  
3/31/2023 - 9/30/2023





# Sector Allocation Changes [Fund Level]

## Defensive Sectors: Largest Changes in Fund Weight, % 3/31/2023 - 9/30/2023

Fund Name	New or C.	Sector	Fund Weight, %	Weight Change, %
Prusik Asia Fund		Health Care	12.65%	10.64%
JKC Fund - La Francaise JKC Asia Equity		Health Care	9.97%	4.17%
BlackRock Asia Fund		Health Care	4.64%	3.55%
BlackRock Global Funds - Asian Dragon Fund		Health Care	3.55%	2.58%
Nomura Fds. Ireland Plc - Asia (ex-Japan) High ..		Health Care	3.58%	2.22%
Natixis Intl. Fds. (Lux) I - Natixis Asia Equity Fund New		Utilities	1.65%	1.65%
HSBC GIF - Asia (ex-Japan) Equity		Utilities	3.55%	1.60%
LO Funds - Asia High Conviction		Consumer Staples	3.82%	-3.28%
Robeco Capital Gr. Fds. - Sustainable Asian Sta..		Health Care	4.16%	-3.43%
Matthews Asia Funds - Asia (ex-Japan) Total R..		Health Care	7.82%	-3.60%
Robeco Capital Gr. Fds. - Asian Stars Equities		Health Care	5.43%	-3.65%
HSBC GIF - Asia (ex-Japan) Equity		Health Care	1.55%	-3.92%
Nomura Fds. Ireland Plc - Asia (ex-Japan) High ..		Consumer Staples	5.82%	-3.97%
Sydinvest Fjernosten		Consumer Staples	4.29%	-4.10%

## Defensive Sectors: Largest Fund Flows, \$ 3/31/2023 - 9/30/2023

Fund Name	New or Cl.	Sector	Fund AUM, \$	Fund Flows, \$
Fidelity Funds SICAV - Sustainable Asia Equity		Health Care	\$80M	\$42.0M
Hermes Invt. Funds - Asia (ex-Japan) Equity Fu..		Consumer Staples	\$172M	\$37.4M
Value Partners High Dividend Stocks Fund		Utilities	\$60M	\$28.8M
Fidelity Funds SICAV - Sustainable Asia Equity		Consumer Staples	\$201M	\$23.2M
Pictet - Asian Equities (ex-Japan)		Consumer Staples	\$25M	\$20.8M
BlackRock Global Funds - Asian Dragon Fund		Health Care	\$28M	\$17.5M
Schroder Asian Growth Fund		Consumer Staples	\$56M	\$15.7M
T Rowe Price New Asia Fund		Utilities	\$50M	(\$18.1M)
LO Funds - Asia High Conviction		Consumer Staples	\$15M	(\$18.9M)
HSBC GIF - Asia (ex-Japan) Equity		Health Care	\$6M	(\$19.0M)
Fidelity Invt. Funds - Asia Fund		Consumer Staples	\$171M	(\$19.5M)
iShares Tr. - MSCI All Country Asia ex-Japan ETF		Consumer Staples	\$125M	(\$26.5M)
T Rowe Price New Asia Fund		Consumer Staples	\$117M	(\$43.8M)
Hermes Invt. Funds - Asia (ex-Japan) Equity Fu..		Health Care	\$111M	(\$57.0M)

## Cyclical Sectors: Largest Changes in Fund Weight, % 3/31/2023 - 9/30/2023

Fund Name	New or C.	Sector	Fund Weight, %	Weight Change, %
Prusik Asia Fund		Financials	28.04%	18.72%
GAM Multistock SICAV - Asia Focus Equity Fund		Financials	27.98%	9.15%
Skandia Asia		Financials	22.38%	6.72%
Lansforsakringar Asienfonden		Financials	26.76%	5.73%
UBS (CH) Equity Fund - Emerging Asia (USD)		Consumer Discretionary	16.80%	5.43%
T Rowe Price New Asia Fund		Financials	20.89%	4.23%
Morgan Stanley Instl. Fund - Asia Opportunity P..		Financials	29.30%	4.12%
Fidelity Funds SICAV - Asian Equity Fund		Financials	25.23%	-5.18%
Fidelity Invt. Funds - Emerging Asia Fund		Financials	24.89%	-5.21%
Fidelity Funds SICAV - Sustainable Asia Equity		Financials	25.11%	-5.59%
AB FCP I - Asia (ex-Japan) Equity Portfolio		Consumer Discretionary	17.74%	-5.70%
JKC Fund - La Francaise JKC Asia Equity		Consumer Discretionary	19.61%	-8.91%
Prusik Asia Fund	Close	Materials	0.00%	-9.06%
Prusik Asia Fund		Consumer Discretionary	7.73%	-14.52%

## Cyclical Sectors: Largest Fund Flows, \$ 3/31/2023 - 9/30/2023

Fund Name	New or Cla..	Sector	Fund AUM, \$	Fund Flows, \$
Hermes Invt. Funds - Asia (ex-Japan) Equity Fu..		Consumer Discretionary	\$936M	\$152.3M
Value Partners High Dividend Stocks Fund		Consumer Discretionary	\$117M	\$53.9M
Hermes Invt. Funds - Asia (ex-Japan) Equity Fu..		Financials	\$475M	\$46.8M
T Rowe Price New Asia Fund		Financials	\$522M	\$43.1M
T Rowe Price New Asia Fund		Materials	\$133M	\$33.5M
JPMorgan Funds - Asia Growth Fund		Consumer Discretionary	\$133M	\$30.0M
Baillie Gifford Overseas Growth Fund - Pacific F..		Financials	\$571M	\$25.1M
Schroder ISF - Asian Opportunities		Financials	\$1,271M	(\$84.9M)
iShares Tr. - MSCI All Country Asia ex-Japan ETF		Financials	\$534M	(\$86.7M)
Baillie Gifford Overseas Growth Fund - Pacific F..		Materials	\$279M	(\$88.1M)
Fidelity Funds SICAV - Sustainable Asia Equity		Consumer Discretionary	\$520M	(\$98.0M)
Fidelity Invt. Funds - Asia Fund		Financials	\$1,077M	(\$130.5M)
Morgan Stanley Invt. Fds. - Asia Opportunity Fu..		Financials	\$1,253M	(\$177.0M)
Fidelity Funds SICAV - Sustainable Asia Equity		Financials	\$847M	(\$261.2M)

## Sensitive Sectors: Largest Changes in Fund Weight, % 3/31/2023 - 9/30/2023

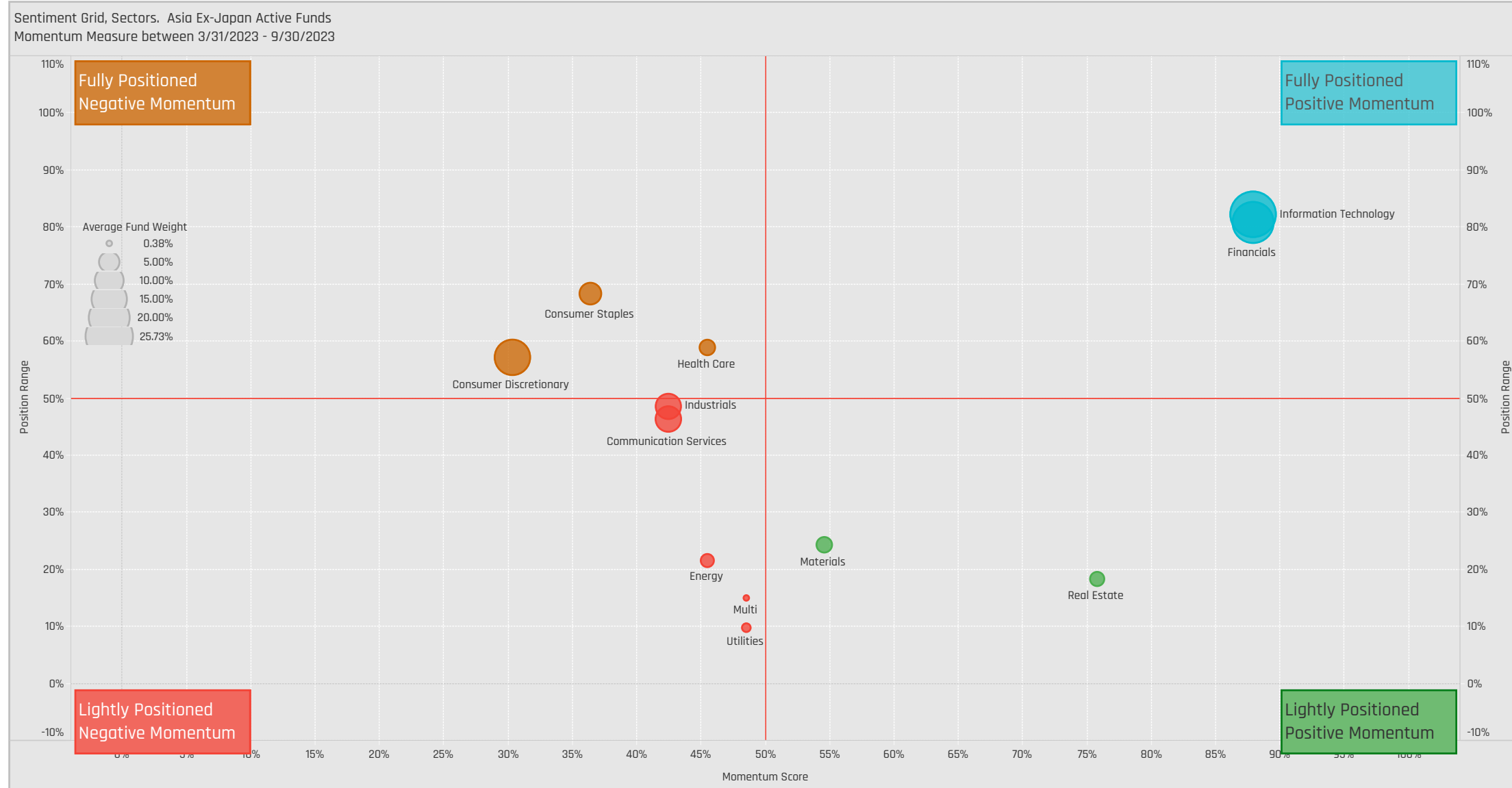
Fund Name	New or C.	Sector	Fund Weight, %	Weight Change, %
Goldman Sachs Funds III - Asia Equity Growth &..		Information Technology	39.95%	6.76%
AB FCP I - Asia (ex-Japan) Equity Portfolio		Information Technology	29.24%	5.16%
Prusik Asia Fund		Communication Services	9.95%	5.67%
LO Funds - Asia High Conviction		Industrials	15.31%	5.38%
Fidelity Funds SICAV - Sustainable Asia Equity		Information Technology	29.87%	5.27%
Fidelity Invt. Funds - Emerging Asia Fund		Information Technology	29.45%	5.02%
Fidelity Funds SICAV - Asian Equity Fund		Information Technology	29.66%	5.02%
UBS (CH) Equity Fund - Asia (USD)		Information Technology	25.76%	-3.88%
Invesco Funds - Asia Asset Allocation Fund		Information Technology	20.75%	-4.09%
Lansforsakringar Asienfonden		Communication Services	7.08%	-4.10%
UBS (CH) Equity Fund - Emerging Asia (USD)		Information Technology	28.21%	-4.97%
JPM Asset GIM Asian Equity Active Open Mothe..		Industrials	7.23%	-5.41%
GAM Multistock SICAV - Asia Focus Equity Fund		Information Technology	30.83%	-7.27%
Prusik Asia Fund		Information Technology	8.30%	-13.74%

## Sensitive Sectors: Largest Fund Flows, \$ 3/31/2023 - 9/30/2023

Fund Name	New or Cla..	Sector	Fund AUM, \$	Fund Flows, \$
Baillie Gifford Overseas Growth Fund - Pacific F..		Information Technology	\$710M	\$158.6M
Fidelity Funds SICAV - Sustainable Asia Equity		Information Technology	\$1,007M	\$142.7M
Fidelity Funds SICAV - Sustainable Asia Equity		Communication Services	\$136M	\$77.3M
Morgan Stanley Invt. Fds. - Asia Opportunity Fu..		Industrials	\$394M	\$59.9M
Value Partners High Dividend Stocks Fund		Industrials	\$257M	\$51.2M
Morgan Stanley Invt. Fds. - Asia Opportunity Fu..		Communication Services	\$186M	\$46.9M
Fidelity Funds SICAV - Sustainable Asia Equity		Industrials	\$277M	\$46.7M
iShares Tr. - MSCI All Country Asia ex-Japan ETF		Communication Services	\$211M	(\$32.8M)
Pictet - Asian Equities (ex-Japan)		Information Technology	\$283M	(\$37.4M)
FTIF SICAV - Asian Growth Fund		Information Technology	\$503M	(\$42.2M)
Fidelity Invt. Funds - Asia Fund		Information Technology	\$946M	(\$52.2M)
Value Partners High Dividend Stocks Fund		Information Technology	\$290M	(\$57.8M)
Schroder ISF - Asian Opportunities		Information Technology	\$1,326M	(\$97.6M)
iShares Tr. - MSCI All Country Asia ex-Japan ETF		Information Technology	\$609M	(\$118.0M)

# Sector Sentiment Grid

We combine the latest Sector positioning, long-term positioning and short-term fund activity in the 'Sentiment Grid', below. The Y-Axis measures where today's ownership levels in each Sector sit relative to the long-term range. We calculate the Z-Score of today's average weight, funds invested % and funds o/w %, relative to all monthly observations in our fund history (going back to 7/31/2011). A figure close to 100% would indicate today's positioning is close to its maximum ever level, a figure close to zero, the lowest. The X-axis provides a measure of short-term fund activity, or 'Momentum', by looking at the changes in average weight, funds invested % and funds o/w % between 3/31/2023 and 9/30/2023, relative to each Sector. A figure above 50% means a Sector has seen relative increases in ownership, a figure below 50% indicates a relative decrease in positioning. The size of the bubble represents the average weight of each Sector.



Position Range: Average of:  
Z-Score Average Weight vs history  
Z-Score Funds Invested % vs history  
Z-Score Funds O/W % vs history

Momentum Score: Average of:  
Change in Average Weight (Percentile vs Peers)  
Change in Funds Invested % (Percentile vs Peers)  
Change in Funds O/W % (Percentile vs Peers)



# Country / Sector Allocations

# Country/Sector Allocations

Country	Defensive			Cyclical			Sensitive				
	Consumer Staples	Health Care	Utilities	Consumer Discretionary	Financials	Materials	Real Estate	Information Technology	Communication Services	Energy	Industrials
China & HK	2.97%	1.72%	0.59%	11.16%	6.97%	1.04%	1.60%	1.56%	6.83%	0.48%	4.96%
Taiwan	0.18%	0.05%		0.33%	0.21%	0.05%		0.02%	0.04%	0.00%	0.70%
India	0.93%	0.52%	0.28%	1.41%	7.16%	0.52%	0.48%	1.41%	0.57%	1.24%	0.87%
South Korea	0.38%	0.20%	0.00%	1.08%	0.62%	0.92%		8.96%	0.14%	0.19%	0.55%
Singapore	0.07%	0.00%	0.03%	0.43%	1.66%	0.01%	0.18%	0.05%	0.20%	0.00%	0.38%
Indonesia	0.27%	0.13%		0.09%	2.82%	0.25%	0.04%	0.00%	0.22%	0.02%	0.10%
Thailand	0.73%	0.20%	0.03%	0.08%	0.32%	0.05%	0.06%	0.02%	0.01%	0.16%	0.15%
Philippines	0.16%		0.00%	0.22%	0.43%	0.00%	0.11%		0.01%	0.01%	0.07%
Vietnam	0.12%	0.00%	0.00%	0.15%	0.22%	0.07%	0.03%	0.24%		0.00%	0.03%
Malaysia	0.01%	0.02%	0.00%	0.08%	0.23%	0.02%	0.00%	0.08%	0.02%	0.00%	0.06%
Japan		0.02%		0.13%				0.01%	0.06%		0.03%
Australia		0.07%				0.00%	0.01%			0.03%	
United Kingdom					0.32%	0.03%		0.00%			
United States		0.05%		0.37%		0.03%		0.22%	0.01%		0.03%
Netherlands								0.25%			0.01%

Country	Defensive			Cyclical			Sensitive				
	Consumer Staples	Health Care	Utilities	Consumer Discretionary	Financials	Materials	Real Estate	Information Technology	Communication Services	Energy	Industrials
China & HK	89.00%	75.00%	34.00%	100.00%	96.00%	59.00%	62.00%	68.00%	96.00%	18.00%	93.00%
Taiwan	11.00%	3.00%		25.00%	15.00%	6.00%		100.00%	3.00%	0.00%	39.00%
India	47.00%	28.00%	17.00%	60.00%	90.00%	35.00%	19.00%	66.00%	31.00%	41.00%	46.00%
South Korea	24.00%	13.00%	1.00%	54.00%	35.00%	54.00%		98.00%	13.00%	17.00%	29.00%
Singapore	6.00%	1.00%	2.00%	43.00%	67.00%	2.00%	17.00%	3.00%	11.00%	1.00%	24.00%
Indonesia	28.00%	4.00%		7.00%	84.00%	27.00%	5.00%	0.00%	18.00%	2.00%	11.00%
Thailand	33.00%	13.00%	3.00%	10.00%	24.00%	3.00%	7.00%	3.00%	3.00%	12.00%	14.00%
Philippines	14.00%		0.00%	16.00%	28.00%	1.00%	13.00%		5.00%	5.00%	8.00%
Vietnam	10.00%	1.00%	1.00%	8.00%	15.00%	4.00%	4.00%	9.00%		0.00%	4.00%
Malaysia	3.00%	1.00%	1.00%	5.00%	17.00%	3.00%	1.00%	7.00%	6.00%	1.00%	6.00%
Japan		1.00%		4.00%				1.00%	1.00%		1.00%
Australia		1.00%				1.00%	1.00%			1.00%	
United Kingdom					17.00%	2.00%		1.00%			
United States		1.00%		20.00%		3.00%		12.00%	1.00%		3.00%
Netherlands								10.00%			1.00%

Fund Name	Country Sector	Weight (%)
Morgan Stanley Instl. Fund - Asia Oppo.	China & HK Consumer Stapl.	11.83%
Morgan Stanley Inv. Fds. - Asia Opport.	China & HK Consumer Stapl.	11.64%
BL - Equities Asia	China & HK Consumer Stapl.	11.60%
BL - Equities Asia	Thailand Consumer Staples	9.43%
Fidelity Asia Fund	China & HK Consumer Stapl.	9.12%
Prusik Asia Fund	India Consumer Staples	8.25%
JKC Fund - La Francaise JKC Asia Equit.	Indonesia Health Care	7.65%
Asian Equity Income Fund	China & HK Consumer Stapl.	7.61%
GS Funds - Asia Equity Portfolio	China & HK Consumer Stapl.	7.53%
Prusik Asia Fund	Australia Health Care	7.45%
iFAST-DWS Asia Premier Trust	China & HK Health Care	7.39%
Nikko AM Global Umbrella Fund - Asia (..	China & HK Health Care	7.29%
PineBridge Global Funds - Asia (ex-Jap..	China & HK Consumer Stapl.	7.27%
UBS (CH) Equity Fund - Emerging Asia (..	China & HK Consumer Stapl.	6.51%
UBS (Lux) Key Selection SICAV - Asian ..	China & HK Consumer Stapl.	6.24%

Fund Name	Country Sector	Weight (%)
PineBridge Global Funds - Asia (ex-Jap..	China & HK Consumer Discre.	31.34%
PineBridge Fund Series - Asian Fund	China & HK Consumer Discre.	24.85%
E Fund Asia Selected Stock Fund	China & HK Consumer Discre.	23.02%
Morgan Stanley Instl. Fund - Asia Oppo.	India Financials	22.28%
Morgan Stanley Inv. Fds. - Asia Opport.	India Financials	21.88%
Mirae Asset Glb. Discovery Fd. - ESG Asi..	China & HK Consumer Discre.	18.93%
GAM Star Fund Plc - Asian Equity	China & HK Consumer Discre.	17.74%
Robeco Capital Gr. Fds. - Asian Stars E..	China & HK Consumer Discre.	16.78%
Morgan Stanley Inv. Fds. - Sustainabl.	India Financials	16.69%
Mirae Asset Glb. Discovery Fd. - ESG Asi..	China & HK Consumer Discre.	16.47%
TT International Funds Plc - Asia (ex-Ja..	India Financials	16.39%
SEB Asia (ex-Japan) Fund	China & HK Financials	16.20%
SEB Fund 2 - Asia (ex-Japan) Fund	China & HK Financials	16.15%
Vontobel Fund - mtX Sustainable Asian..	China & HK Consumer Discre.	15.94%
Mon Funds plc - GLG Asia ex Japan Equ..	China & HK Consumer Discre.	15.94%

Fund Name	Country Sector	Weight (%)
Goldman Sachs Funds III - Asia Equity ..	Taiwan Information Technol..	28.77%
UBS (Lux) Key Selection SICAV - Asian ..	Taiwan Information Technol..	21.23%
Mirabaud - Equities Asia (ex-Japan)	Taiwan Information Technol..	19.67%
LUX IM - Pictet Asian Equities	Taiwan Information Technol..	19.44%
HSBC GIF - Asia (ex-Japan) Equity	Taiwan Information Technol..	18.52%
abrdn Sustainable Asian Opportunities..	Taiwan Information Technol..	18.17%
GemAsia	Taiwan Information Technol..	18.08%
Nomura Asset Asia Attractive Div. Equit..	Taiwan Information Technol..	17.95%
PineBridge Fund Series - Asian Fund	Taiwan Information Technol..	17.60%
Value Partners Ireland Fund Plc - Asia (..	Taiwan Information Technol..	17.50%
Swedbank Robur Asienfond	Taiwan Information Technol..	16.77%
Pictet - Asian Equities (ex-Japan)	Taiwan Information Technol..	16.54%
JPM Asset GIM Asia Growth Equity Mot..	Taiwan Information Technol..	16.22%
GAM Star Fund Plc - Asian Equity	Taiwan Information Technol..	16.05%
JKC Fund - La Francaise JKC Asia Equit..	China & HK Industrials	15.83%

# Country/Sector Allocations Relative to Benchmark

Country	Defensive			Cyclical			Sensitive				
	Consumer Staples	Health Care	Utilities	Consumer Discretionary	Financials	Materials	Real Estate	Information Technology	Communication Services	Energy	Industrials
China & HK	0.91%	-0.08%	-0.66%	1.23%	-1.46%	-0.16%	-0.56%	-0.70%	0.35%	-0.65%	1.28%
Taiwan	-0.09%	0.00%		0.04%	-2.06%	-0.79%		1.00%	-0.32%	-0.04%	-0.15%
India	-0.58%	-0.42%	-0.44%	-0.59%	-2.27%	-1.07%	0.36%	-0.96%	0.06%	-0.68%	-0.69%
South Korea	0.11%	-0.41%	-0.06%	-0.25%	-0.67%	-0.53%		1.79%	-0.03%	0.03%	-0.96%
Singapore	-0.01%	0.00%	-0.04%	0.04%	-0.25%	0.01%	-0.38%	0.05%	-0.05%	0.00%	-0.15%
Indonesia	0.07%	0.09%		0.09%	1.51%	0.07%	0.04%	-0.08%	0.01%	-0.07%	-0.06%
Thailand	0.47%	-0.02%	-0.15%	-0.06%	0.18%	-0.13%	-0.04%	-0.17%	-0.16%	-0.21%	-0.05%
Philippines	0.09%		-0.06%	0.12%	0.22%	0.00%	-0.10%		-0.01%	0.01%	0.01%
Vietnam	0.12%	0.00%	0.00%	0.15%	0.22%	0.07%	0.03%	0.24%		0.00%	0.03%
Malaysia	-0.21%	-0.02%	-0.09%	0.00%	-0.41%	-0.05%	0.00%	0.05%	-0.12%	-0.08%	-0.14%
Japan		0.02%		0.13%				0.01%	0.06%		0.03%
Australia		0.07%				0.00%	0.01%			0.03%	
United Kingdom					0.32%	0.03%		0.00%			
United States		-0.03%		0.37%		0.03%		0.22%	0.01%		0.03%
Netherlands								0.25%			0.01%

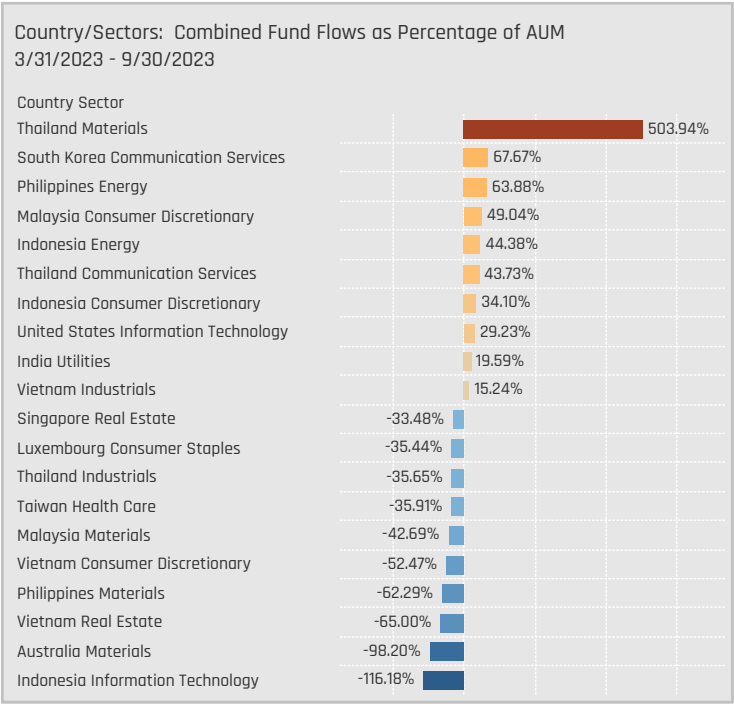
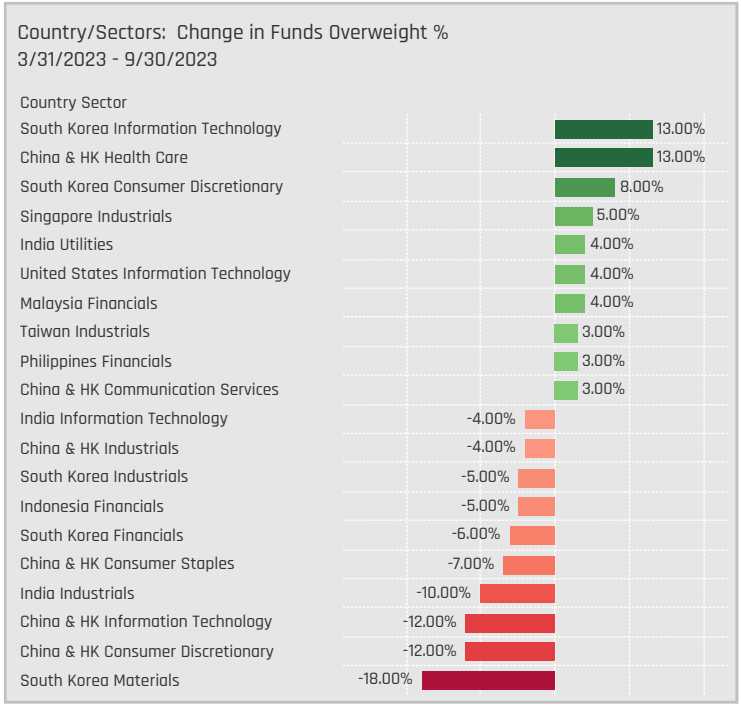
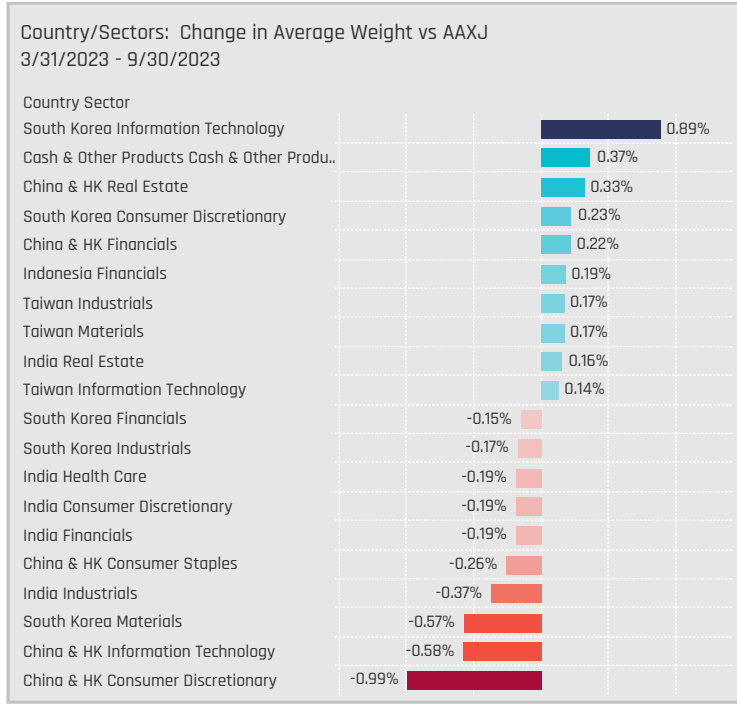
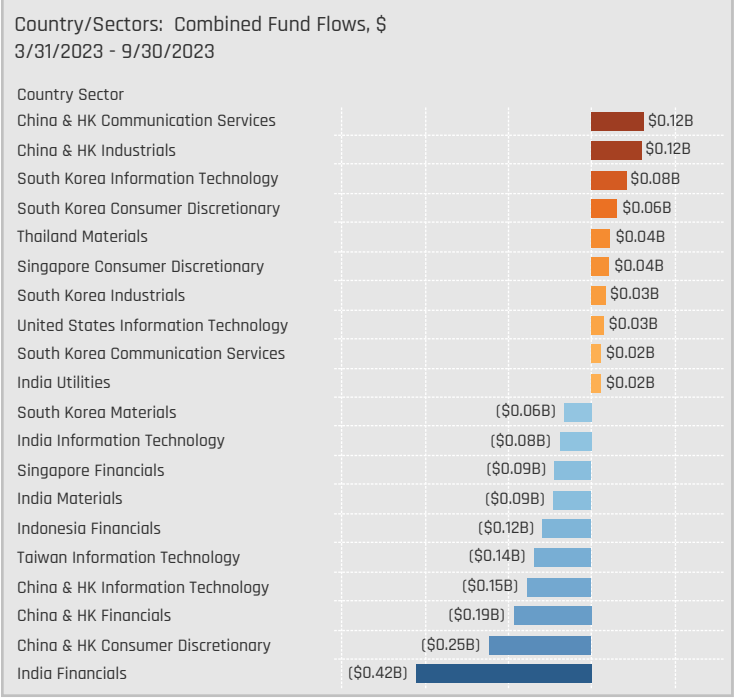
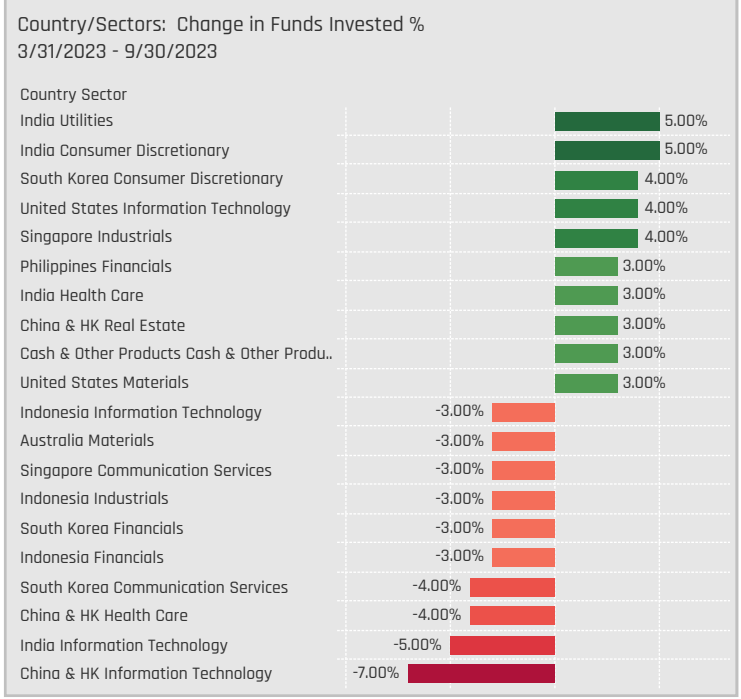
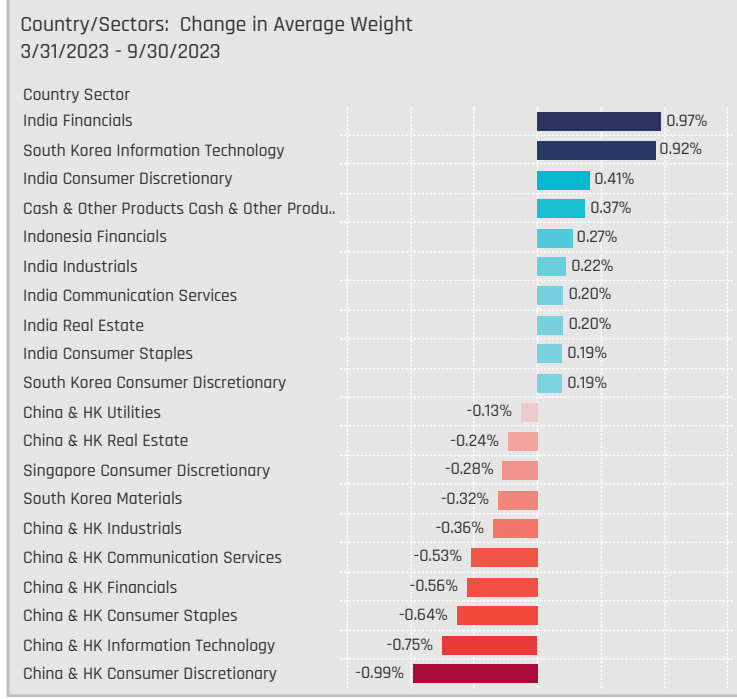
Country	Defensive			Cyclical			Sensitive				
	Consumer Staples	Health Care	Utilities	Consumer Discretionary	Financials	Materials	Real Estate	Information Technology	Communication Services	Energy	Industrials
China & HK	60.00%	43.00%	19.00%	63.00%	33.00%	26.00%	30.00%	26.00%	61.00%	15.00%	58.00%
Taiwan	10.00%	3.00%		23.00%	2.00%	1.00%		64.00%	1.00%	0.00%	32.00%
India	23.00%	21.00%	13.00%	32.00%	73.00%	8.00%	18.00%	21.00%	29.00%	35.00%	23.00%
South Korea	23.00%	10.00%	1.00%	31.00%	15.00%	26.00%		76.00%	13.00%	16.00%	15.00%
Singapore	6.00%	1.00%	2.00%	36.00%	40.00%	2.00%	12.00%	3.00%	11.00%	1.00%	23.00%
Indonesia	25.00%	4.00%		7.00%	74.00%	25.00%	5.00%	0.00%	18.00%	2.00%	9.00%
Thailand	31.00%	13.00%	2.00%	9.00%	24.00%	3.00%	7.00%	2.00%	3.00%	11.00%	14.00%
Philippines	14.00%		0.00%	16.00%	27.00%	1.00%	12.00%		5.00%	5.00%	8.00%
Vietnam	10.00%	1.00%	1.00%	8.00%	15.00%	4.00%	4.00%	9.00%		0.00%	4.00%
Malaysia	2.00%	1.00%	1.00%	5.00%	15.00%	3.00%	1.00%	7.00%	5.00%	1.00%	5.00%
Japan		1.00%		4.00%				1.00%	1.00%		1.00%
Australia		1.00%				1.00%	1.00%			1.00%	
United Kingdom					17.00%	2.00%		1.00%			
United States		1.00%		20.00%		3.00%		12.00%	1.00%		3.00%
Netherlands								10.00%			1.00%

Fund Name	Country Sector	Weight
Morgan Stanley Instl. Fund - Asi..	China & HK Consumer Staples	9.77%
Morgan Stanley Invnt. Fds. - Asia ..	China & HK Consumer Staples	9.58%
BL - Equities Asia	China & HK Consumer Staples	9.54%
BL - Equities Asia	Thailand Consumer Staples	9.18%
JKC Fund - La Francaise JKC Asi..	Indonesia Health Care	7.61%
Prusik Asia Fund	Australia Health Care	7.45%
Fidelity Asia Fund	China & HK Consumer Staples	7.06%
Prusik Asia Fund	India Consumer Staples	6.74%
Mirabaud - Equities Asia (ex-Ja..	China & HK Consumer Staples	-2.06%
JKC Fund - La Francaise JKC Asi..	China & HK Consumer Staples	-2.06%
GAM Star Fund Plc - Asian Equity	China & HK Consumer Staples	-2.06%
GAM Multistock SICAV - Asia Foc..	China & HK Consumer Staples	-2.06%
Eastspring Investments - Asian ..	China & HK Consumer Staples	-2.06%
E Fund Asia Selected Stock Fund	China & HK Consumer Staples	-2.06%
Baillie Gifford Overseas Growth ..	China & HK Consumer Staples	-2.06%

Fund Name	Country Sector	Weight
PineBridge Global Funds - Asia (e..	China & HK Consumer Discretionar..	21.41%
Morgan Stanley Instl. Fund - Asia ..	India Financials	17.38%
Morgan Stanley Invnt. Fds. - Asia O..	India Financials	16.99%
PineBridge Fund Series - Asian Fu..	China & HK Consumer Discretionar..	14.92%
E Fund Asia Selected Stock Fund	China & HK Consumer Discretionar..	13.09%
Morgan Stanley Invnt. Fds. - Sustai..	India Financials	11.80%
TT International Funds Plc - Asia (..	India Financials	11.49%
Fidelity Japan Asian Equity Moth..	India Financials	10.40%
Hermes Invnt. Funds - Asia (ex-Jap..	China & HK Financials	-6.36%
Mirae Asset Glb. Discovery Fd. - E..	China & HK Financials	-7.26%
PineBridge Fund Series - Asian Fu..	China & HK Financials	-7.81%
Nomura Asset Asia Attractive Div...	China & HK Consumer Discretionar..	-8.04%
Mirae Asset Glb. Discovery Fd. - E..	China & HK Financials	-8.27%
TT International Funds Plc - Asia (..	China & HK Financials	-8.42%
PineBridge Global Funds - Asia (e..	China & HK Financials	-8.42%
Asian Equity Income Fund	China & HK Financials	-8.42%

Fund Name	Country Sector	Weight
Goldman Sachs Funds III - Asia Eq..	Taiwan Information Technology	
JKC Fund - La Francaise JKC Asia ..	China & HK Industrials	12.15%
Value Partners High Dividend Stoc..	China & HK Industrials	11.34%
UBS (Lux) Key Selection SICAV - A..	Taiwan Information Technology	9.30%
Baring AM (Japan) Asia Future Gro..	China & HK Industrials	9.26%
Baring AM (Japan) Asia Future Gro..	South Korea Information Technolo..	8.64%
Asian Equity Income Fund	China & HK Communication Servic..	8.43%
E Fund Asia Selected Stock Fund	United States Information Technol..	8.10%
PineBridge Fund Series - Asian Fu..	China & HK Communication Servic..	-4.83%
Nomura Asset Asia Attractive Div ..	China & HK Communication Servic..	-5.86%
Fidelity Japan Asian Equity Mothe..	China & HK Communication Servic..	-5.89%
E Fund Asia Selected Stock Fund	Taiwan Information Technology	-6.32%
Asian Equity Income Fund	Taiwan Information Technology	-6.80%
Morgan Stanley Instl. Fund - Asia ..	Taiwan Information Technology	-7.38%
Morgan Stanley Invnt. Fds. - Asia O..	Taiwan Information Technology	-7.47%
Mirae Asset Glb. Discovery Fd. - ES..	Taiwan Information Technology	-7.54%

# Country/Sector Allocation Changes [Aggregate]



# Country/Sector Allocation Changes [Fund Level]

## Defensive Country/Sectors: Largest Changes in Fund Weight, %. 3/31/2023 - 9/30/2023

Fund Name	New or C.	Country Sector	Fund Weight, %	Weight Change, %
Prusik Asia Fund	New	Australia Health Care	7.45%	7.45%
Prusik Asia Fund		India Consumer Staples	8.25%	5.73%
JKC Fund - La Francaise JKC Asia Equity		Indonesia Health Care	7.65%	3.65%
Prusik Asia Fund	New	Philippines Consumer Staples	2.53%	2.53%
SEB Asia (ex-Japan) Fund	New	India Utilities	2.41%	2.41%
SEB Fund 2 - Asia (ex-Japan) Fund	New	India Utilities	2.41%	2.41%
Prusik Asia Fund	New	Indonesia Health Care	2.20%	2.20%
Sydinvest Fjernosten		China & HK Consumer Staples	1.00%	-2.50%
Nikko AM Global Umbrella Fund - Asia (ex-Japa..		China & HK Consumer Staples	2.77%	-2.64%
Nomura Fds. Ireland Plc - Asia (ex-Japan) High ..		China & HK Consumer Staples	4.67%	-2.75%
Prusik Asia Fund	Close	Vietnam Consumer Staples	0.00%	-2.91%
Prusik Asia Fund		China & HK Utilities	2.45%	-3.03%
LO Funds - Asia High Conviction		China & HK Consumer Staples	0.91%	-3.15%
Prusik Asia Fund		China & HK Consumer Staples	3.67%	-8.35%

## Defensive Country/Sectors: Largest Fund Flows, \$. 3/31/2023 - 9/30/2023

Fund Name	New or Cl.	Country Sector	Fund AUM, \$	Fund Flows, \$
Hermes Invt. Funds - Asia (ex-Japan) Equity Fu..		China & HK Consumer Staples	\$150M	\$43.9M
Fidelity Funds SICAV - Sustainable Asia Equity		China & HK Health Care	\$80M	\$42.0M
Value Partners High Dividend Stocks Fund		China & HK Utilities	\$51M	\$21.7M
Pictet - Asian Equities (ex-Japan)		China & HK Consumer Staples	\$25M	\$20.8M
Fidelity Funds SICAV - Sustainable Asia Equity		China & HK Consumer Staples	\$65M	\$18.2M
Schroder Asian Growth Fund		China & HK Consumer Staples	\$46M	\$15.7M
Fidelity Funds SICAV - Asian Equity Fund		China & HK Health Care	\$23M	\$12.5M
T Rowe Price New Asia Fund	Close	Indonesia Consumer Staples		(\$12.2M)
Fidelity Asia Fund	Close	India Health Care		(\$12.4M)
LO Funds - Asia High Conviction		China & HK Consumer Staples	\$4M	(\$15.1M)
T Rowe Price New Asia Fund		China & HK Health Care	\$48M	(\$15.3M)
T Rowe Price New Asia Fund		China & HK Utilities	\$11M	(\$18.1M)
T Rowe Price New Asia Fund		China & HK Consumer Staples	\$53M	(\$20.4M)
Hermes Invt. Funds - Asia (ex-Japan) Equity Fu..		China & HK Health Care	\$111M	(\$57.0M)

## Cyclical Country/Sectors: Largest Changes in Fund Weight, %. 3/31/2023 - 9/30/2023

Fund Name	New or C.	Country Sector	Fund Weight, %	Weight Change, %
GAM Multistock SICAV - Asia Focus Equity Fund		China & HK Financials	15.77%	5.94%
Skandia Asia		India Financials	11.68%	5.90%
Lansforsakringar Asienfonden		India Financials	11.14%	5.78%
Morgan Stanley Instl. Fund - Asia Opportunity P..		India Financials	22.28%	4.82%
Prusik Asia Fund	New	Singapore Financials	4.65%	4.65%
UBS (CH) Equity Fund - Emerging Asia (USD)		China & HK Consumer Discretionary	10.08%	4.31%
Prusik Asia Fund		Indonesia Financials	6.30%	4.29%
LO Funds - Asia High Conviction		China & HK Consumer Discretionary	10.39%	-4.49%
AB FCP I - Asia (ex-Japan) Equity Portfolio		China & HK Consumer Discretionary	11.78%	-4.51%
Prusik Asia Fund	Close	Taiwan Consumer Discretionary	0.00%	-4.56%
Carnegie Asia		China & HK Consumer Discretionary	9.51%	-5.92%
Prusik Asia Fund	Close	Vietnam Consumer Discretionary	0.00%	-7.12%
Prusik Asia Fund	Close	South Korea Materials	0.00%	-7.72%
JKC Fund - La Francaise JKC Asia Equity		China & HK Consumer Discretionary	15.91%	-8.23%

## Cyclical Country/Sectors: Largest Fund Flows, \$. 3/31/2023 - 9/30/2023

Fund Name	New or Cl.	Country Sector	Fund AUM, \$	Fund Flows, \$
Hermes Invt. Funds - Asia (ex-Japan) Equity Fu..		China & HK Consumer Discretionary	\$492M	\$100.7M
T Rowe Price New Asia Fund		India Financials	\$249M	\$51.5M
Morgan Stanley Invt. Fds. - Asia Opportunity Fu..	New	India Consumer Discretionary	\$48M	\$46.9M
Hermes Invt. Funds - Asia (ex-Japan) Equity Fu..		China & HK Materials	\$76M	\$37.7M
Hermes Invt. Funds - Asia (ex-Japan) Equity Fu..	New	United States Consumer Discretiona..	\$40M	\$36.5M
Hermes Invt. Funds - Asia (ex-Japan) Equity Fu..		South Korea Financials	\$322M	\$32.9M
Value Partners High Dividend Stocks Fund		China & HK Consumer Discretionary	\$84M	\$27.8M
Fidelity Invt. Funds - Asia Fund		China & HK Consumer Discretionary	\$474M	(\$54.3M)
Fidelity Funds SICAV - Sustainable Asia Equity		Indonesia Financials	\$31M	(\$56.2M)
Fidelity Funds SICAV - Asian Equity Fund		India Financials	\$104M	(\$59.2M)
Fidelity Funds SICAV - Sustainable Asia Equity		India Consumer Discretionary	\$78M	(\$86.4M)
Morgan Stanley Invt. Fds. - Asia Opportunity Fu..		China & HK Consumer Discretionary	\$541M	(\$96.2M)
Morgan Stanley Invt. Fds. - Asia Opportunity Fu..		India Financials	\$956M	(\$181.6M)
Fidelity Funds SICAV - Sustainable Asia Equity		India Financials	\$358M	(\$217.9M)

## Sensitive Country/Sectors: Largest Changes in Fund Weight, %. 3/31/2023 - 9/30/2023

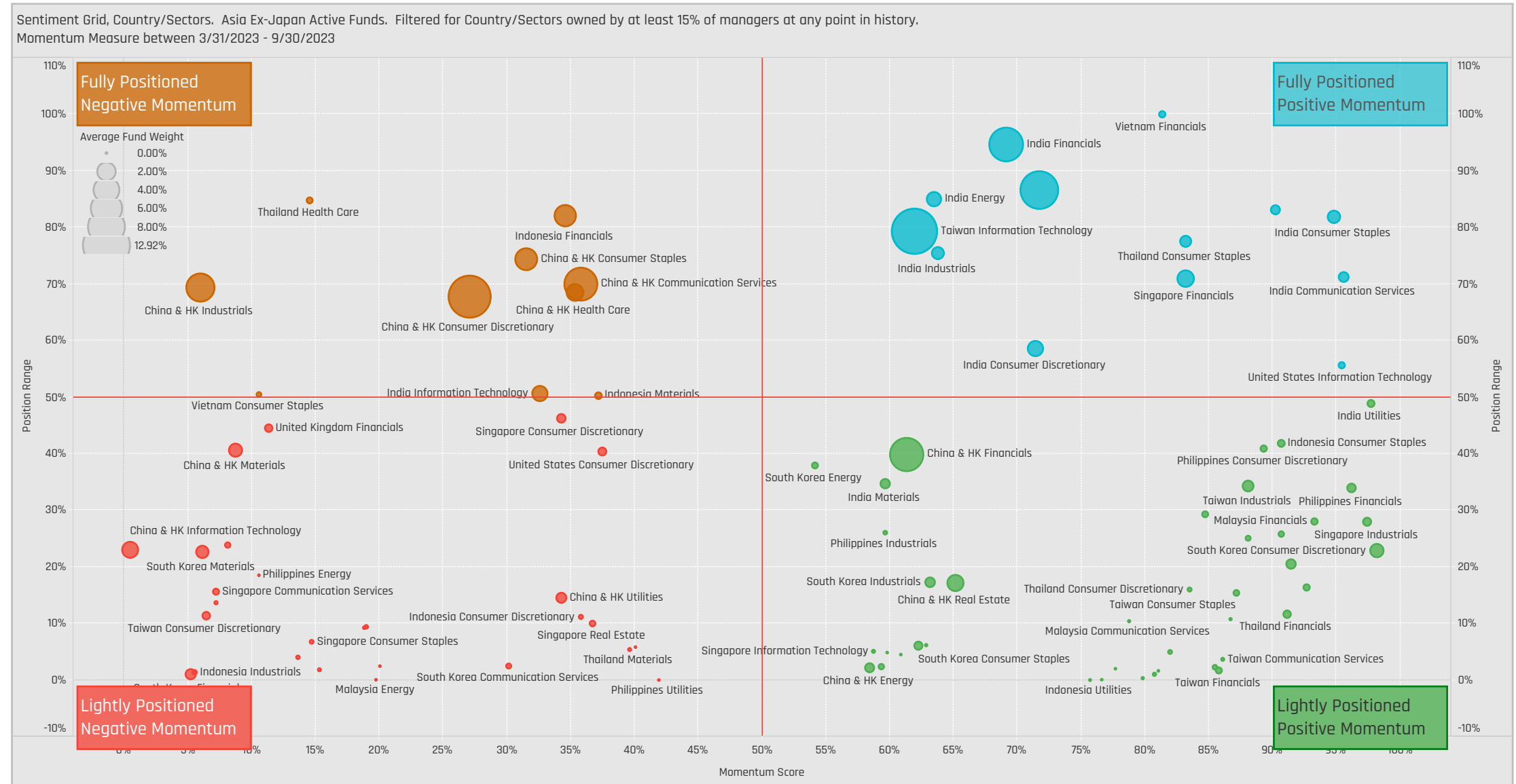
Fund Name	New or C.	Country Sector	Fund Weight, %	Weight Change, %
Goldman Sachs Funds III - Asia Equity Growth &..		Taiwan Information Technology	28.77%	7.60%
AB FCP I - Asia (ex-Japan) Equity Portfolio		South Korea Information Technology	10.80%	6.43%
Nikko AM Global Umbrella Fund - Asia (ex-Japa..		South Korea Information Technology	9.10%	4.81%
abrdn Sustainable Asian Opportunities Fund		Taiwan Information Technology	18.17%	4.52%
Fidelity Asia Fund		South Korea Information Technology	11.74%	4.19%
Prusik Asia Fund	New	Taiwan Communication Services	4.08%	4.08%
SEB Fund 2 - Asia (ex-Japan) Fund		South Korea Information Technology	7.08%	3.73%
Invesco Funds - Asia Opportunities Equity Fund		China & HK Communication Services	9.07%	-3.79%
Value Partners High Dividend Stocks Fund		China & HK Communication Services	10.90%	-3.81%
Value Partners High Dividend Stocks Fund		China & HK Information Technology	3.03%	-3.83%
JPM Asset GIM Asian Equity Active Open Mothe..		China & HK Industrials	5.00%	-3.89%
Prusik Asia Fund	Close	China & HK Information Technology	0.00%	-4.01%
Prusik Asia Fund	Close	South Korea Information Technology	0.00%	-6.31%
GAM Multistock SICAV - Asia Focus Equity Fund		China & HK Information Technology	1.52%	-8.24%

## Sensitive Country/Sectors: Largest Fund Flows, \$. 3/31/2023 - 9/30/2023

Fund Name	New or Cl.	Country Sector	Fund AUM, \$	Fund Flows, \$
Baillie Gifford Overseas Growth Fund - Pacific F..		South Korea Information Technology	\$311M	\$128.9M
Fidelity Funds SICAV - Sustainable Asia Equity		Taiwan Information Technology	\$519M	\$118.2M
Fidelity Funds SICAV - Sustainable Asia Equity		China & HK Communication Services	\$136M	\$77.3M
Fidelity Funds SICAV - Sustainable Asia Equity		China & HK Industrials	\$206M	\$62.0M
Morgan Stanley Invt. Fds. - Asia Opportunity Fu..		China & HK Industrials	\$245M	\$52.9M
Value Partners High Dividend Stocks Fund		China & HK Industrials	\$220M	\$52.7M
Morgan Stanley Invt. Fds. - Asia Opportunity Fu..		South Korea Information Technology	\$408M	\$52.5M
Fidelity Funds SICAV - Sustainable Asia Equity		South Korea Information Technology	\$373M	(\$38.9M)
iShares Tr. - MSCI All Country Asia ex-Japan ETF		South Korea Information Technology	\$182M	(\$39.0M)
Value Partners High Dividend Stocks Fund		China & HK Communication Services	\$160M	(\$47.3M)
Value Partners High Dividend Stocks Fund		China & HK Information Technology	\$44M	(\$51.2M)
iShares Tr. - MSCI All Country Asia ex-Japan ETF		Taiwan Information Technology	\$302M	(\$58.9M)
Schroder ISF - Asian Opportunities		Taiwan Information Technology	\$643M	(\$61.9M)
Morgan Stanley Invt. Fds. - Asia Opportunity Fu..		China & HK Information Technology	\$153M	(\$85.5M)

# Country/Sector Sentiment Grid

We combine the latest country/sector positioning, long-term positioning and short-term fund activity in the 'Sentiment Grid', below. The Y-Axis measures where today's ownership levels in each country/sector sit relative to the long-term range. We calculate the Z-Score of today's average weight, funds invested % and funds O/W %, relative to all monthly observations in our fund history (going back to 7/31/2011). A figure close to 100% would indicate today's positioning is close to its maximum ever level, a figure close to zero, the lowest. The X-axis provides a measure of short-term fund activity, or 'Momentum', by looking at the changes in average weight, funds invested % and funds o/w % between 3/31/2023 and 9/30/2023, relative to each country/sector. A figure above 50% means a country/sector has seen relative increases in ownership, a figure below 50% indicates a relative decrease in positioning. The size of the bubble represents the average weight of each country/sector.





# Stock Allocations

# Stock Holdings Snapshot

## Aggregate Stock Holdings Data, Ranked by Most Widely Held.

Ticker	Stock Name	Funds Invested %	Average Weight	Vs Benchmark	Fund AUM, \$
2330-TW	Taiwan Semiconductor Manufacturing Co., L.	98.00%	8.04%	1.00%	\$4,429.30M
700-HK	Tencent Holdings Ltd.	87.00%	4.63%	0.07%	\$2,513.74M
9988-HK	Alibaba Group Holding Ltd.	82.00%	3.47%	0.31%	\$1,944.88M
005930-KR	Samsung Electronics Co., Ltd.	82.00%	5.58%	1.32%	\$3,459.18M
1299-HK	AIA Group Limited	78.00%	2.59%	0.93%	\$1,729.64M
3690-HK	Meituan Class B	66.00%	1.36%	0.06%	\$1,022.77M
500180-IN	HDFC Bank Limited	62.00%	2.17%	1.27%	\$1,701.05M
9618-HK	JD.com, Inc. Class A	55.00%	0.75%	0.14%	\$507.50M
532174-IN	ICICI Bank Limited	53.00%	1.80%	0.76%	\$1,343.16M
388-HK	Hong Kong Exchanges & Clearing Ltd.	52.00%	1.01%	0.22%	\$595.00M
2454-TW	MediaTek Inc	52.00%	0.83%	0.22%	\$573.17M
BBCA-ID	PT Bank Central Asia Tbk	51.00%	1.14%	0.58%	\$489.47M
000660-KR	SK hynix Inc.	51.00%	1.34%	0.52%	\$493.15M
005-SG	DBS Group Holdings Ltd	48.00%	1.11%	0.32%	\$458.60M
2318-HK	Ping An Insurance (Group) Company of Chin..	44.00%	0.89%	0.22%	\$359.84M
500209-IN	Infosys Limited	42.00%	0.73%	-0.28%	\$486.17M
3968-HK	China Merchants Bank Co., Ltd. Class H	42.00%	0.68%	0.38%	\$323.46M
SE-US	Sea Ltd. (Singapore) Sponsored ADR Class A	41.00%	0.39%	0.11%	\$266.86M
669-HK	Techtronic Industries Co., Ltd.	39.00%	0.46%	0.23%	\$428.14M
500325-IN	Reliance Industries Limited	37.00%	1.12%	-0.40%	\$398.00M
BBRI-ID	PT Bank Rakyat Indonesia (Persero) Tbk Clas..	36.00%	0.87%	0.46%	\$351.62M
600519-CN	Kweichow Moutai Co., Ltd. Class A	36.00%	0.94%	0.61%	\$589.89M
501910-KR	LG Chem Ltd.	35.00%	0.53%	0.21%	\$312.18M
9961-HK	Trip Com Group Ltd	35.00%	0.65%	0.30%	\$504.52M
NTESF-US	NetEase, Inc.	33.00%	0.73%	0.03%	\$244.87M

## Aggregate Stock Holdings Data, Largest Overweight Holdings

Ticker	Stock Name	Vs Benchmark	Average Weight	Funds Invested %	Fund AUM, \$
005930-KR	Samsung Electronics Co., Ltd.	1.32%	5.58%	82.00%	\$3,459.18M
500180-IN	HDFC Bank Limited	1.27%	2.17%	62.00%	\$1,701.05M
2330-TW	Taiwan Semiconductor Manufacturing Co., L.	1.00%	8.04%	98.00%	\$4,429.30M
1299-HK	AIA Group Limited	0.93%	2.59%	78.00%	\$1,729.64M
532174-IN	ICICI Bank Limited	0.76%	1.80%	53.00%	\$1,343.16M
600519-CN	Kweichow Moutai Co., Ltd. Class A	0.61%	0.94%	36.00%	\$589.89M
BBCA-ID	PT Bank Central Asia Tbk	0.58%	1.14%	51.00%	\$489.47M
000660-KR	SK hynix Inc.	0.52%	1.34%	51.00%	\$493.15M
BBRI-ID	PT Bank Rakyat Indonesia (Persero) Tbk Clas..	0.46%	0.87%	36.00%	\$351.62M
532215-IN	Axis Bank Limited	0.40%	0.90%	32.00%	\$653.74M

## Aggregate Stock Holdings Data, Largest Underweight Holdings

Ticker	Stock Name	Vs Benchmark	Average Weight	Funds Invested %	Fund AUM, \$
939-HK	China Construction Bank Corporation Class H	-0.57%	0.39%	19.00%	\$148.50M
1398-HK	Industrial and Commercial Bank of China Li..	-0.45%	0.09%	6.00%	\$50.38M
3988-HK	Bank of China Limited Class H	-0.45%	0.05%	3.00%	\$25.59M
1810-HK	Xiaomi Corp. Class B	-0.42%	0.00%	1.00%	\$13.47M
005490-KR	POSCO Holdings Inc.	-0.42%	0.09%	5.00%	\$26.58M
500325-IN	Reliance Industries Limited	-0.40%	1.12%	37.00%	\$398.00M
532540-IN	Tata Consultancy Services Limited	-0.40%	0.29%	14.00%	\$104.53M
2317-TW	Hon Hai Precision Industry Co., Ltd.	-0.38%	0.33%	16.00%	\$121.83M
PDD-US	Pinduoduo, Inc. Sponsored ADR Class A	-0.37%	0.67%	23.00%	\$197.31M
039-SG	Oversea-Chinese Banking Corporation Limit..	-0.32%	0.23%	13.00%	\$231.31M

## Top Stock Holdings, %

Fund Name	Ticker	Stock Name	Value
GemAsia	2330-TW	Taiwan Semiconductor Manufacturing Co., Lt..	16.41%
Goldman Sachs Funds III - Asia Equity Growth & Income	2382-TW	Quanta Computer Inc.	12.03%
T Rowe Price Asia Opportunities Fund	2330-TW	Taiwan Semiconductor Manufacturing Co., Lt..	11.53%
PineBridge Global Funds - Asia (ex-Japan) Equity Fund	PDD-US	Pinduoduo, Inc. Sponsored ADR Class A	11.45%
T Rowe Price New Asia Fund	2330-TW	Taiwan Semiconductor Manufacturing Co., Lt..	11.27%
Baring AM (Japan) Asia Future Growth Equity Mother Fund	005930-KR	Samsung Electronics Co., Ltd.	10.99%
abrdn Sustainable Asian Opportunities Fund	2330-TW	Taiwan Semiconductor Manufacturing Co., Lt..	10.93%
LUX IM - Pictet Asian Equities	2330-TW	Taiwan Semiconductor Manufacturing Co., Lt..	10.70%
Fidelity Japan Asian Equity Mother Fund	005930-KR	Samsung Electronics Co., Ltd.	10.61%
Fidelity Funds SICAV - Sustainable Asia Equity	005930-KR	Samsung Electronics Co., Ltd.	10.32%
Fidelity Funds SICAV - Asian Equity Fund	005930-KR	Samsung Electronics Co., Ltd.	10.18%
UBS (Lux) Key Selection SICAV - Asian Equities USD	2330-TW	Taiwan Semiconductor Manufacturing Co., Lt..	10.11%
Allianz Global Investors Choice Fund - Asian	005930-KR	Samsung Electronics Co., Ltd.	10.11%
Fidelity Invt. Funds - Emerging Asia Fund	005930-KR	Samsung Electronics Co., Ltd.	10.00%
FTIF SICAV - Asian Growth Fund	2330-TW	Taiwan Semiconductor Manufacturing Co., Lt..	9.94%
Nordea Asian Stars Fund	005930-KR	Samsung Electronics Co., Ltd.	9.86%
Baring AM (Japan) Asia Future Growth Equity Mother Fund	2330-TW	Taiwan Semiconductor Manufacturing Co., Lt..	9.82%
E Fund Asia Selected Stock Fund	700-HK	Tencent Holdings Ltd.	9.79%
LUX IM - Pictet Asian Equities	MPZKHJ.F-LU	Pictet SICAV - Pictet-Asian Equities Ex Japan..	9.72%
Nordea 1 - Asian Stars Equity Fund	005930-KR	Samsung Electronics Co., Ltd.	9.72%
JPM Asset GIM Asian Equity Active Open Mother Fund (Inst.)	005930-KR	Samsung Electronics Co., Ltd.	9.71%
Fidelity Funds SICAV - Sustainable Asia Equity	2330-TW	Taiwan Semiconductor Manufacturing Co., Lt..	9.70%
Franklin Asian Equity Fund	005930-KR	Samsung Electronics Co., Ltd.	9.67%
Fidelity Asia Fund	500180-IN	HDFC Bank Limited	9.62%
Fidelity Invt. Funds - Emerging Asia Fund	2330-TW	Taiwan Semiconductor Manufacturing Co., Lt..	9.62%

## Top Stock Holdings, \$

Fund Name	Ticker	Stock Name	Value
Schroder ISF - Asian Opportunities	2330-TW	Taiwan Semiconductor Manufacturing Co., Lt..	\$538M
Schroder ISF - Asian Opportunities	005930-KR	Samsung Electronics Co., Ltd.	\$458M
Fidelity Funds SICAV - Sustainable Asia Equity	005930-KR	Samsung Electronics Co., Ltd.	\$348M
Morgan Stanley Invt. Fds. - Asia Opportunity Fund	500180-IN	HDFC Bank Limited	\$345M
Fidelity Funds SICAV - Sustainable Asia Equity	2330-TW	Taiwan Semiconductor Manufacturing Co., Lt..	\$327M
Fidelity Invt. Funds - Asia Fund	2330-TW	Taiwan Semiconductor Manufacturing Co., Lt..	\$318M
Morgan Stanley Invt. Fds. - Asia Opportunity Fund	532174-IN	ICICI Bank Limited	\$297M
Schroder ISF - Asian Opportunities	700-HK	Tencent Holdings Ltd.	\$296M
T Rowe Price New Asia Fund	2330-TW	Taiwan Semiconductor Manufacturing Co., Lt..	\$282M
Fidelity Invt. Funds - Asia Fund	005930-KR	Samsung Electronics Co., Ltd.	\$276M
Morgan Stanley Invt. Fds. - Asia Opportunity Fund	CPNG-US	Coupang, Inc. Class A	\$268M
Schroder ISF - Asian Opportunities	PHIWRT.F-LU	Schroder International Selection Fund SICAV ..	\$258M
Fidelity Funds SICAV - Sustainable Asia Equity	1299-HK	AIA Group Limited	\$257M
Schroder ISF - Asian Opportunities	SKQW5Y.F-LU	Schroder International Selection Fund SICAV ..	\$257M
Hermes Invt. Funds - Asia (ex-Japan) Equity Fund	005930-KR	Samsung Electronics Co., Ltd.	\$253M
Morgan Stanley Invt. Fds. - Asia Opportunity Fund	3690-HK	Meituan Class B	\$245M
Schroder ISF - Asian Opportunities	9988-HK	Alibaba Group Holding Ltd.	\$239M
Morgan Stanley Invt. Fds. - Asia Opportunity Fund	6862-HK	Haidilao International Holding Ltd.	\$230M
Schroder ISF - Asian Opportunities	1299-HK	AIA Group Limited	\$221M
Morgan Stanley Invt. Fds. - Asia Opportunity Fund	600519-CN	Kweichow Moutai Co., Ltd. Class A	\$205M
Morgan Stanley Invt. Fds. - Asia Opportunity Fund	9961-HK	Trip Com Group Ltd	\$202M
T Rowe Price New Asia Fund	005930-KR	Samsung Electronics Co., Ltd.	\$201M
Fidelity Invt. Funds - Asia Fund	1299-HK	AIA Group Limited	\$196M
Schroder ISF - Asian Opportunities	500180-IN	HDFC Bank Limited	\$195M

# Stock Holdings Activity

## Aggregate Stock Holdings Changes - Largest Increases in Funds Invested %, 3/31/2023 - 9/30/2023

Ticker	Stock Name	Funds Invested % Δ	Average Weight Δ	Average Wgt vs Benchmark Δ	Fund Flows, \$
3037-TW	Unimicron Technology Corp.	11.00%	0.15%	0.14%	\$133.05M
BZ-US	Kanzhun Ltd. Sponsored ADR	6.00%	0.05%	0.06%	\$11.36M
300750-CN	Contemporary Amperex Technology Co., Ltd...	5.00%	0.02%	0.05%	\$17.69M
AMRT-ID	PT Sumber Alfaria Trijaya	5.00%	0.06%	0.06%	\$10.76M
2015-HK	Li Auto, Inc. Class A	5.00%	0.12%	0.02%	\$12.88M
6669-TW	Wiwynn Corp.	4.00%	0.02%	0.02%	\$22.20M
27-HK	Galaxy Entertainment Group Limited	4.00%	0.08%	0.10%	\$37.53M
2408-TW	Nanya Technology Corporation	4.00%	0.04%	0.04%	\$56.10M
000810-KR	Samsung Fire & Marine Insurance Co., Ltd	4.00%	0.03%	0.01%	(\$2.96M)
S51-SG	Sembcorp Marine Ltd	4.00%	0.05%	0.05%	\$5.24M
CTSH-US	Cognizant Technology Solutions Corporation..	4.00%	0.04%	0.04%	\$30.34M
A17U-SG	CapitaLand Ascendas REIT	4.00%	0.02%	0.03%	\$3.09M
543940-IN	Jio Financial Services Limited	4.00%	0.01%	-0.14%	\$17.37M
500570-IN	Tata Motors Limited	4.00%	0.05%	-0.03%	(\$47.14M)
2899-HK	Zijin Mining Group Co., Ltd. Class H	4.00%	0.03%	0.06%	\$44.24M
D05-SG	DBS Group Holdings Ltd	4.00%	0.03%	0.01%	\$34.49M
BIDU-US	Baidu Inc Sponsored ADR Class A	4.00%	0.04%	0.08%	\$60.58M
532215-IN	Axis Bank Limited	4.00%	0.21%	0.12%	\$101.16M
600563-CN	Xiamen Faratronic Co. Ltd. Class A	3.00%	0.01%	0.01%	\$11.57M
BDD-PH	BDO Unibank, Inc.	3.00%	0.05%	0.04%	\$8.43M
ATAT-US	Atour Lifestyle Holdings Ltd. Sponsored ADR	3.00%	0.03%	0.03%	\$2.47M
ALB-US	Albemarle Corporation	3.00%	0.03%	0.03%	\$15.88M
939-HK	China Construction Bank Corporation Class H	3.00%	-0.01%	0.10%	(\$7.00M)
728-HK	China Telecom Corp. Ltd. Class H	3.00%	0.00%	0.00%	(\$40.32M)
543287-IN	Macrotech Developers Ltd.	3.00%	0.09%	0.09%	(\$1.61M)

## Aggregate Stock Holdings Changes - Largest Decreases in Funds Invested %, 3/31/2023 - 9/30/2023

Ticker	Stock Name	Funds Invested % Δ	Average Weight Δ	Average Wgt vs Benchmark Δ	Fund Flows, \$
500010-IN	Housing Development Finance Corporation L.	-12.00%	-0.19%	0.76%	(\$291.53M)
3690-HK	Meituan Class B	-12.00%	-0.28%	-0.02%	\$17.67M
500209-IN	Infosys Limited	-8.00%	-0.11%	-0.11%	(\$59.76M)
601012-CN	LONGi Green Energy Technology Co., Ltd. Cla.	-8.00%	-0.14%	-0.13%	(\$13.65M)
6690-HK	Haier Smart Home Co., Ltd. Class H	-7.00%	-0.03%	-0.04%	\$12.06M
2388-HK	BOC Hong Kong (Holdings) Limited	-6.00%	-0.07%	-0.06%	(\$29.22M)
9618-HK	JD.com, Inc. Class A	-6.00%	-0.34%	-0.14%	(\$48.11M)
035720-KR	Kakao Corp.	-5.00%	-0.07%	0.00%	(\$7.88M)
2317-TW	Hon Hai Precision Industry Co., Ltd.	-5.00%	-0.12%	-0.10%	(\$22.03M)
3968-HK	China Merchants Bank Co., Ltd. Class H	-4.00%	-0.15%	-0.11%	(\$30.65M)
105560-KR	KB Financial Group Inc.	-4.00%	-0.03%	-0.07%	(\$10.57M)
2688-HK	ENN Energy Holdings Limited	-4.00%	-0.07%	0.01%	\$0.53M
000001-CN	Ping An Bank Co. Ltd. Class A	-4.00%	-0.02%	-0.02%	(\$17.41M)
322-HK	Tingyi (Cayman Islands) Holding Corp.	-4.00%	-0.04%	-0.03%	(\$15.01M)
036570-KR	NCsoft Corporation	-4.00%	-0.06%	-0.02%	(\$8.38M)
603288-CN	Foshan Haitian Flavouring & Food Co., Ltd. C.	-4.00%	-0.13%	-0.11%	(\$7.04M)
ASII-ID	PT Astra International Tbk	-4.00%	-0.03%	-0.04%	(\$3.56M)
2382-HK	Sunny Optical Technology (Group) Co., Ltd.	-4.00%	-0.09%	-0.03%	(\$11.33M)
669-HK	Techtron Industries Co., Ltd.	-4.00%	-0.05%	-0.03%	(\$6.18M)
U11-SG	United Overseas Bank Ltd. (Singapore)	-4.00%	-0.03%	-0.04%	(\$89.71M)
700-HK	Tencent Holdings Ltd.	-3.00%	-0.62%	-0.01%	\$101.21M
9961-HK	Trip Com Group Ltd	-3.00%	-0.16%	-0.15%	(\$237.20M)
BBRI-ID	PT Bank Rakyat Indonesia (Persero) Tbk Clas.	-3.00%	0.12%	0.08%	(\$45.95M)
000858-CN	Wuliangye Yibin Co., Ltd. Class A	-3.00%	-0.08%	-0.05%	(\$6.99M)
002032-CN	Zhejiang Supor Co., Ltd. Class A	-3.00%	-0.02%	-0.02%	(\$22.70M)

## Largest Fund Level Changes in Stock Weight, %, 3/31/2023 - 9/30/2023

Fund Name	Ticker	Stock Name	New or Close..	Weight Change
Goldman Sachs Funds III - Asia Equity Growth & Inc.	2382-TW	Quanta Computer Inc.		7.26%
AB FCP I - Asia (ex-Japan) Equity Portfolio	005930-KR	Samsung Electronics Co., Lt.		5.47%
SEB Fund 2 - Asia (ex-Japan) Fund	009150-KR	Samsung Electro-Mechanic.	New	5.47%
Prusik Asia Fund	531642-IN	Marico Limited	New	5.16%
Prusik Asia Fund	500180-IN	HDFC Bank Limited	New	4.77%
Prusik Asia Fund	D05-SG	DBS Group Holdings Ltd	New	4.65%
JKC Fund - La Francaise JKC Asia Equity	631-HK	Sony Heavy Equipment Inte.	New	4.63%
UBS (CH) Equity Fund - Emerging Asia (USD)	PDD-US	Pinduoduo, Inc. Sponsored ..	New	4.45%
Prusik Asia Fund	CSL-AU	CSL Limited	New	4.29%
Prusik Asia Fund	003550-KR	LG Corp	New	4.14%
Prusik Asia Fund	4904-TW	Far Eastone Telecommunic.	New	4.08%
UBS (CH) Equity Fund - Asia (USD)	PDD-US	Pinduoduo, Inc. Sponsored ..	New	4.03%
Invesco Funds - Asia Opportunities Equity Fund	005930-KR	Samsung Electronics Co., Lt.	Close	-3.17%
JPMorgan Funds - Asia Growth Fund	500010-IN	Housing Development Fina..	Close	-3.22%
abrdn Sustainable Asian Opportunities Fund	500010-IN	Housing Development Fina..	Close	-3.25%
Prusik Asia Fund	603605-CN	Proya Cosmetics Co., Ltd. Cl.	Close	-3.30%
Prusik Asia Fund	051910-KR	LG Chem Ltd.	Close	-3.52%
Prusik Asia Fund	005930-KR	Samsung Electronics Co., Lt.	Close	-3.53%
Prusik Asia Fund	SE-US	Sea Ltd. (Singapore) Spons..	Close	-3.70%
Prusik Asia Fund	000858-CN	Wuliangye Yibin Co., Ltd. Cl.	Close	-3.72%
Fidelity Asia Fund	9961-HK	Trip Com Group Ltd	Close	-4.08%
Prusik Asia Fund	005490-KR	POSCO Holdings Inc.	Close	-4.20%
Prusik Asia Fund	PNJ-VN	Phu Nhuan Jewelry JSC	Close	-4.29%
JKC Fund - La Francaise JKC Asia Equity	1268-HK	China MeiDong Auto Holdin.		-5.70%

## Largest Fund Level Stock Inflows/Outflows, \$, 3/31/2023 - 9/30/2023

Fund Name	Ticker	Stock Name	New or Close..	Inflow/Outflow
Morgan Stanley Invt. Fds. - Asia Opportunity Fund	532215-IN	Axis Bank Limited	New	\$116M
Fidelity Funds SICAV - Sustainable Asia Equity	700-HK	Tencent Holdings Ltd.		\$77M
Baillie Gifford Overseas Growth Fund - Pacific Fund	005930-KR	Samsung Electronics Co., Ltd.	New	\$76M
Baillie Gifford Overseas Growth Fund - Pacific Fund	500180-IN	HDFC Bank Limited	New	\$76M
Hermes Invt. Funds - Asia (ex-Japan) Equity Fund	2330-TW	Taiwan Semiconductor Man..	New	\$57M
Morgan Stanley Invt. Fds. - Asia Opportunity Fund	3690-HK	Meituan Class B		\$53M
Morgan Stanley Invt. Fds. - Asia Opportunity Fund	700-HK	Tencent Holdings Ltd.		\$47M
Morgan Stanley Invt. Fds. - Asia Opportunity Fund	500114-IN	Titan Company Limited	New	\$47M
Fidelity Funds SICAV - Sustainable Asia Equity	D05-SG	DBS Group Holdings Ltd	New	\$46M
Morgan Stanley Invt. Fds. - Asia Opportunity Fund	CPNG-US	Coupage, Inc. Class A		\$45M
Hermes Invt. Funds - Asia (ex-Japan) Equity Fund	600887-CN	Inner Mongolia Yili Industrial..		\$44M
Fidelity Funds SICAV - Sustainable Asia Equity	2408-TW	Nanya Technology Corporati..	New	\$44M
Fidelity Funds SICAV - Sustainable Asia Equity	532174-IN	ICICI Bank Limited		(\$49M)
Hermes Invt. Funds - Asia (ex-Japan) Equity Fund	005490-KR	POSCO Holdings Inc.	Close	(\$52M)
Fidelity Invt. Funds - Asia Fund	2330-TW	Taiwan Semiconductor Man..		(\$53M)
Fidelity Funds SICAV - Sustainable Asia Equity	9961-HK	Trip Com Group Ltd		(\$54M)
Baillie Gifford Overseas Growth Fund - Pacific Fund	500010-IN	Housing Development Finan..	Close	(\$54M)
Hermes Invt. Funds - Asia (ex-Japan) Equity Fund	1099-HK	Sinopharm Group Co., Ltd. Cl.		(\$57M)
Schroder ISF - Asian Opportunities	2330-TW	Taiwan Semiconductor Man..		(\$58M)
Morgan Stanley Invt. Fds. - Asia Opportunity Fund	532187-IN	IndusInd Bank Ltd.		(\$59M)
Fidelity Funds SICAV - Sustainable Asia Equity	500180-IN	HDFC Bank Limited	Close	(\$86M)
Morgan Stanley Invt. Fds. - Asia Opportunity Fund	9961-HK	Trip Com Group Ltd		(\$100M)
Morgan Stanley Invt. Fds. - Asia Opportunity Fund	532174-IN	ICICI Bank Limited		(\$116M)
Morgan Stanley Invt. Fds. - Asia Opportunity Fund	500180-IN	HDFC Bank Limited		(\$122M)

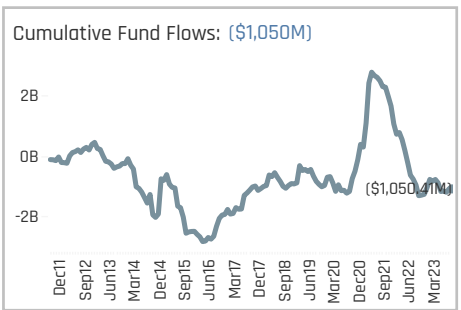
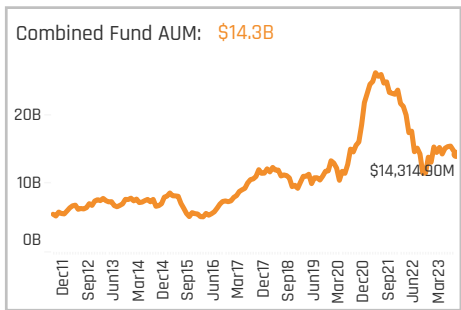
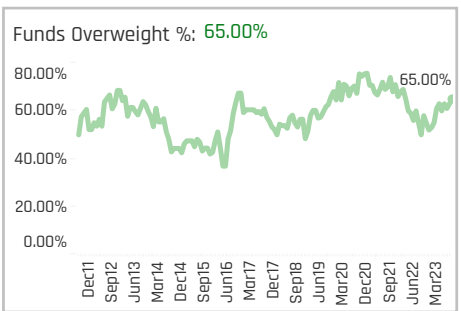
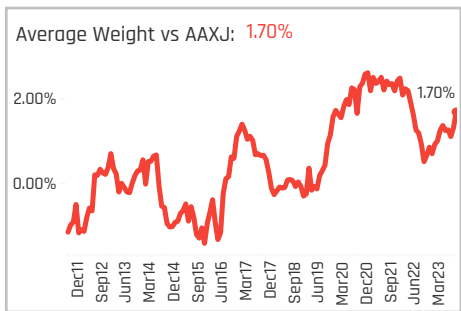
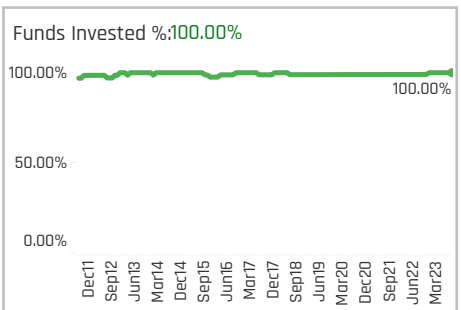
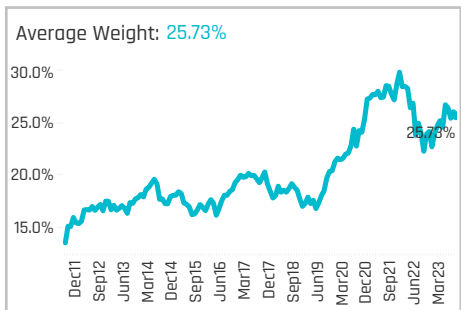
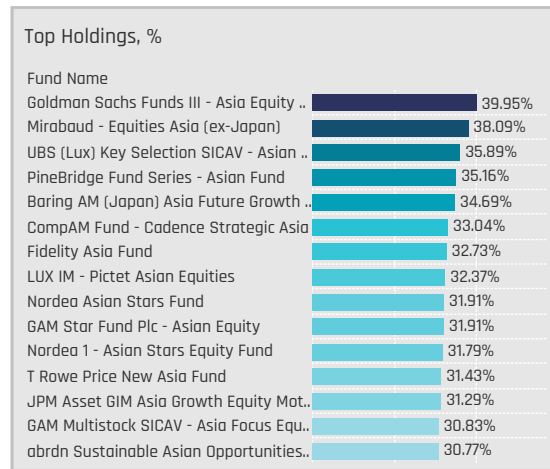
# Stock Sentiment Grid

We combine the latest stock positioning, long-term positioning and short-term fund activity in the 'Sentiment Grid', below. The Y-Axis measures where today's ownership levels in each stock sit relative to the long-term range. We calculate the Z-Score of today's average weight, funds invested % and funds O/W %, relative to all monthly observations in our fund history (going back to 7/31/2011). A figure close to 100% would indicate today's positioning is close to its maximum ever level, a figure close to zero, the lowest. The X-axis provides a measure of short-term fund activity, or 'Momentum', by looking at the changes in average weight, funds invested % and funds o/w % between 3/31/2023 and 9/30/2023, relative to each stock. A figure above 50% means a stock has seen relative increases in ownership, a figure below 50% indicates a relative decrease in positioning. The size of the bubble represents the average weight of each stock.



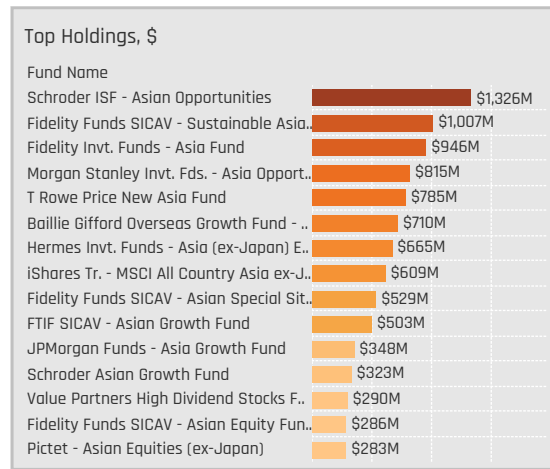


# Sector Profiles



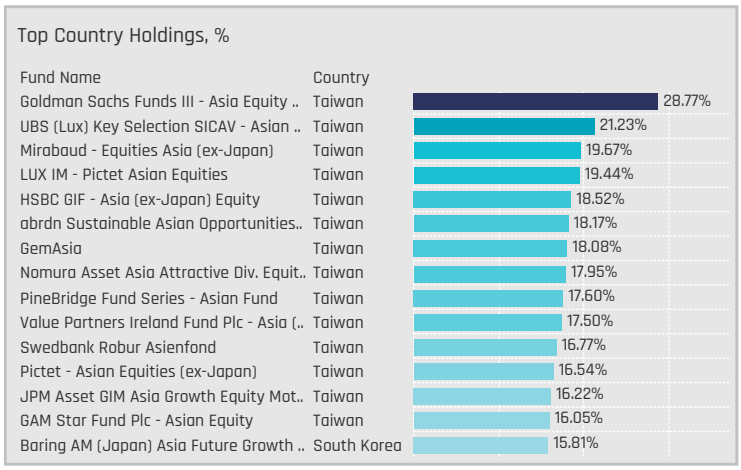
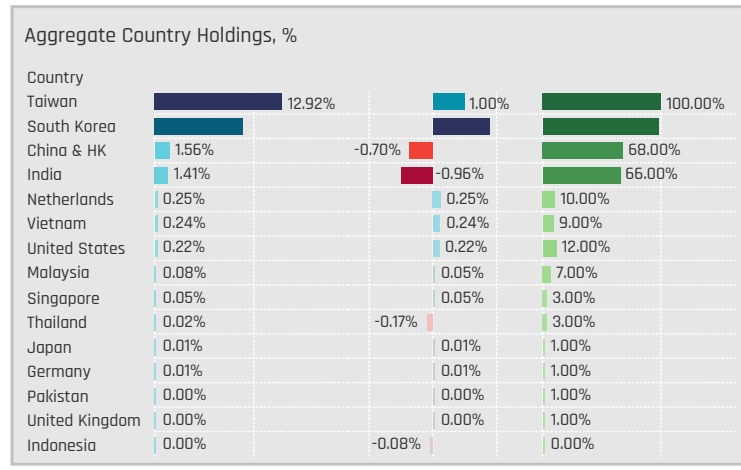
### Aggregate Stock Holdings Data, Ranked by Most Widely Held.

Ticker	Stock Name	Funds Invested %	Average Weight	Vs Benchmark	Fund AUM, \$
2330-TW	Taiwan Semiconductor Manuf..	98.00%	8.04%	1.00%	\$4,429M
005930-KR	Samsung Electronics Co., Ltd.	82.00%	5.58%	1.32%	\$3,459M
2454-TW	MediaTek Inc	52.00%	0.83%	0.22%	\$573M
000650-KR	SK hynix Inc.	51.00%	1.34%	0.52%	\$493M
500209-IN	Infosys Limited	42.00%	0.73%	-0.28%	\$486M
006400-KR	Samsung SDI Co., Ltd	32.00%	0.47%	0.10%	\$194M
2308-TW	Delta Electronics, Inc.	27.00%	0.47%	0.13%	\$112M
3037-TW	Unimicron Technology Corp.	26.00%	0.34%	0.21%	\$175M
005935-KR	Samsung Electronics Co Ltd P..	22.00%	0.61%	0.03%	\$361M
6415-TW	Silergy Corp.	18.00%	0.19%	0.12%	\$119M
035420-KR	NAVER Corp.	18.00%	0.21%	-0.13%	\$324M
601012-CN	LONGI Green Energy Technolo..	17.00%	0.17%	0.13%	\$135M
2345-TW	Accton Technology Corp.	16.00%	0.31%	0.19%	\$166M
2317-TW	Hon Hai Precision Industry Co...	16.00%	0.33%	-0.38%	\$122M
CPNG-US	Coupang, Inc. Class A	14.00%	0.24%	0.24%	\$340M



### Top Stock Holdings, %

Fund Name	Ticker	Stock Name	Percentage
GemAsia	2330-TW	Taiwan Semiconducto..	16.41%
Goldman Sachs Funds III - Asia Equity ..	2382-TW	Quanta Computer Inc.	12.03%
T Rowe Price Asia Opportunities Fund	2330-TW	Taiwan Semiconducto..	11.53%
T Rowe Price New Asia Fund	2330-TW	Taiwan Semiconducto..	11.27%
Baring AM (Japan) Asia Future Growth ..	005930-KR	Samsung Electronics ..	10.99%
abrdn Sustainable Asian Opportunities..	2330-TW	Taiwan Semiconducto..	10.93%
LUX IM - Pictet Asian Equities	2330-TW	Taiwan Semiconducto..	10.70%
Fidelity Japan Asian Equity Mother Fun..	005930-KR	Samsung Electronics ..	10.61%
Fidelity Funds SICAV - Sustainable Asia..	005930-KR	Samsung Electronics ..	10.32%
Fidelity Funds SICAV - Asian Equity Fun..	005930-KR	Samsung Electronics ..	10.18%
UBS (Lux) Key Selection SICAV - Asian ..	2330-TW	Taiwan Semiconducto..	10.11%
Allianz Global Investors Choice Fund - ..	005930-KR	Samsung Electronics ..	10.11%
Fidelity Inv. Funds - Emerging Asia Fu..	005930-KR	Samsung Electronics ..	10.00%
FTIF SICAV - Asian Growth Fund	2330-TW	Taiwan Semiconducto..	9.94%
Nordea Asian Stars Fund	005930-KR	Samsung Electronics ..	9.86%



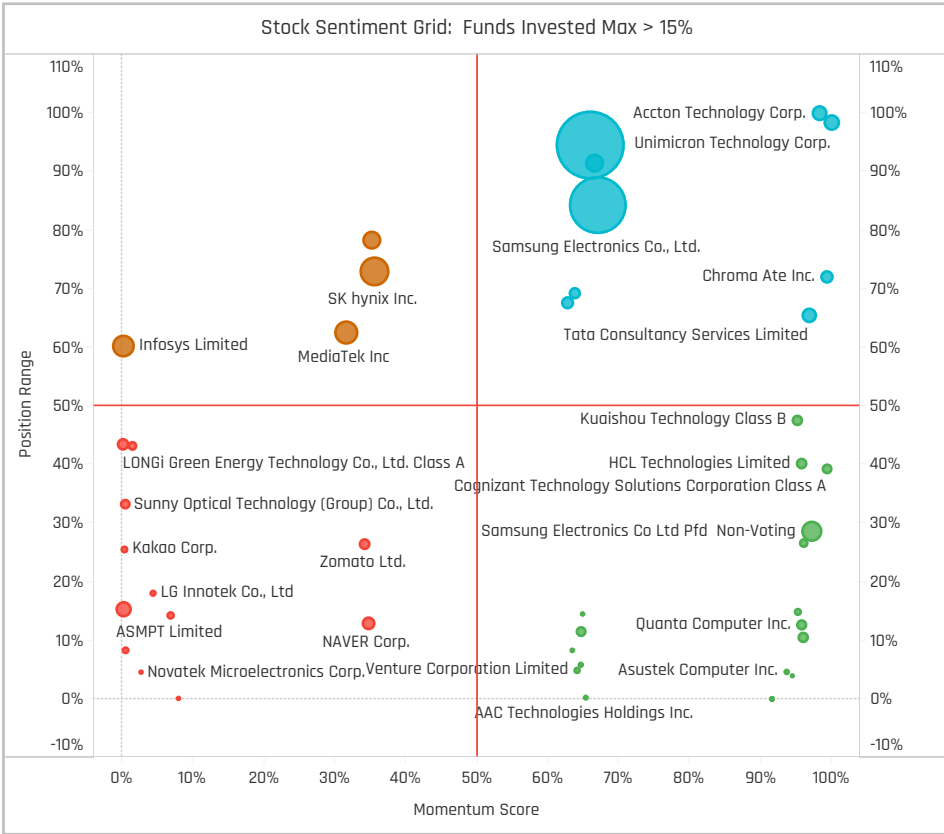
### Top Stock Holdings, \$

Fund Name	Ticker	Stock Name	Amount
Schroder ISF - Asian Opportunities	2330-TW	Taiwan Semiconductor ..	\$538M
Schroder ISF - Asian Opportunities	005930-..	Samsung Electronics Co...	\$458M
Fidelity Funds SICAV - Sustainable Asia..	005930-..	Samsung Electronics Co...	\$348M
Fidelity Funds SICAV - Sustainable Asia..	2330-TW	Taiwan Semiconductor ..	\$327M
Fidelity Inv. Funds - Asia Fund	2330-TW	Taiwan Semiconductor ..	\$318M
T Rowe Price New Asia Fund	2330-TW	Taiwan Semiconductor ..	\$282M
Fidelity Inv. Funds - Asia Fund	005930-..	Samsung Electronics Co...	\$276M
Morgan Stanley Inv. Fds. - Asia Opport..	CPNG-US	Coupang, Inc. Class A	\$268M
Hermes Inv. Funds - Asia (ex-Japan) E..	005930-..	Samsung Electronics Co...	\$253M
T Rowe Price New Asia Fund	005930-..	Samsung Electronics Co...	\$201M
FTIF SICAV - Asian Growth Fund	2330-TW	Taiwan Semiconductor ..	\$185M
iShares Tr. - MSCI All Country Asia ex-J..	2330-TW	Taiwan Semiconductor ..	\$178M
FTIF SICAV - Asian Growth Fund	005930-..	Samsung Electronics Co...	\$178M
Fidelity Funds SICAV - Asian Special Sit..	2330-TW	Taiwan Semiconductor ..	\$177M
Fidelity Funds SICAV - Asian Special Sit..	005930-..	Samsung Electronics Co...	\$168M

### Largest Changes in Fund Weight, %

Fund Name	New or C..	Change
Goldman Sachs Funds III - Asia ..		6.76%
AB FCP I - Asia (ex-Japan) Equit..		6.16%
Fidelity Funds SICAV - Sustaina..		5.27%
Fidelity Invnt. Funds - Emerging A..		5.02%
Fidelity Funds SICAV - Asian Equ..		5.02%
JKC Fund - La Francaise JKC Asi..		4.33%
BNP Paribas Funds - Asia ex-Ja..		4.18%
PineBridge Global Funds - Asia (..		-3.05%
Value Partners High Dividend St..		-3.72%
UBS (CH) Equity Fund - Asia (US..		-3.88%
Invesco Funds - Asia Asset Alloc..		-4.09%
UBS (CH) Equity Fund - Emergin..		-4.97%
GAM Multistock SICAV - Asia Foc..		-7.27%
Prusik Asia Fund		-13.74%

Ave Wgt Δ	Funds Invested Δ	Fund Flows, \$	Av Wgt vs AAXJ Δ	Funds O/W % Δ
0.49%	0.00%	(\$313M)	0.44%	4.00%



### Aggregate Stock Holdings Changes

Ticker	Stock Name	Funds Invested % Δ	Average Weight Δ	Fund Flows, \$
3037-TW	Unimicon Technology Corp.	11.00%	0.15%	\$133M
6669-TW	Wiwynn Corp.	4.00%	0.02%	\$22M
2408-TW	Nanya Technology Corporation	4.00%	0.04%	\$56M
CTS-H	Cognizant Technology Solutio..	4.00%	0.04%	\$30M
600563-CN	Xiamen Faratronic Co. Ltd. Cla..	3.00%	0.01%	\$12M
3529-TW	eMemory Technology, Inc.	3.00%	0.04%	\$14M
006400-KR	Samsung SDI Co., Ltd	2.00%	-0.08%	\$19M
300450-CN	Wuxi Lead Intelligent Equipme..	-3.00%	-0.09%	(\$7M)
2382-HK	Sunny Optical Technology (Gro..	-4.00%	-0.09%	(\$11M)
036570-KR	NCsoft Corporation	-4.00%	-0.06%	(\$8M)
2317-TW	Hon Hai Precision Industry Co...	-5.00%	-0.12%	(\$22M)
035720-KR	Kakao Corp.	-5.00%	-0.07%	(\$8M)
601012-CN	LONGI Green Energy Technolog..	-8.00%	-0.14%	(\$14M)
500209-IN	Infosys Limited	-8.00%	-0.11%	(\$60M)

### Largest Fund Flows, \$

Fund Name	New or Cl..	Flow
Baillie Gifford Overseas Growth ..		\$159M
Fidelity Funds SICAV - Sustaina..		\$143M
Fidelity Funds SICAV - Asian Equ..		\$40M
Hermes Invnt. Funds - Asia (ex-J..		\$36M
Fidelity Funds SICAV - Asian Sp..		\$20M
JPMorgan Funds - Asia Growth ..		\$14M
T. Rowe Price Funds SICAV - Asi..		\$9M
LO Funds - Asia High Conviction		(\$30M)
Pictet - Asian Equities (ex-Japa..		(\$37M)
FTIF SICAV - Asian Growth Fund		(\$42M)
Fidelity Invnt. Funds - Asia Fund		(\$52M)
Value Partners High Dividend S..		(\$58M)
Schroder ISF - Asian Opportunit..		(\$98M)
iShares Tr. - MSCI All Country A..		(\$118M)

### Largest Fund Level Changes in Stock Weight, %

Fund Name	Stock Name	New ..	Change
Goldman Sachs Funds III - Asia Eq..	Quanta Computer Inc.		7.26%
AB FCP I - Asia (ex-Japan) Equity ..	Samsung Electronics Co...		5.47%
SEB Fund 2 - Asia (ex-Japan) Fund	Samsung Electro-Mechan..	New	5.47%
Prusik Asia Fund	Delta Electronics, Inc.	New	3.71%
Fidelity Asia Fund	Samsung Electronics Co...		3.57%
Nikko AM Global Umbrella Fund - A..	Samsung Electronics Co...		3.50%
JKC Fund - La Francaise JKC Asia ..	Chroma Ate Inc.		2.69%
Prusik Asia Fund	SK hynix Inc.	Close	-2.78%
UBS (CH) Equity Fund - Emerging ..	Hon Hai Precision Industr..	Close	-2.93%
Prusik Asia Fund	Taiwan Semiconductor M..		-2.99%
Robeco Capital Gr. Fds. - Sustaina..	Hon Hai Precision Industr..	Close	-3.02%
UBS (CH) Equity Fund - Emerging ..	Infosys Limited	Close	-3.15%
Invesco Funds - Asia Opportunitie..	Samsung Electronics Co...	Close	-3.17%
Prusik Asia Fund	Samsung Electronics Co...	Close	-3.53%

### Aggregate Country Holding Changes

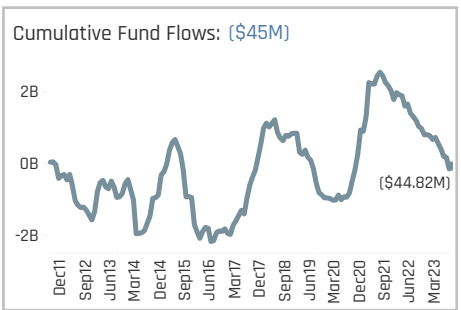
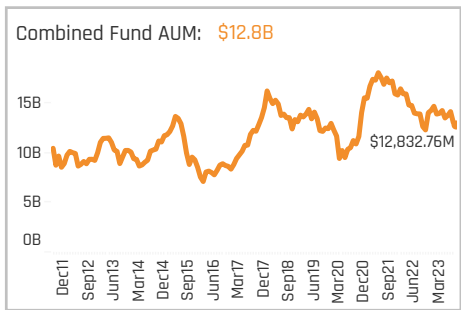
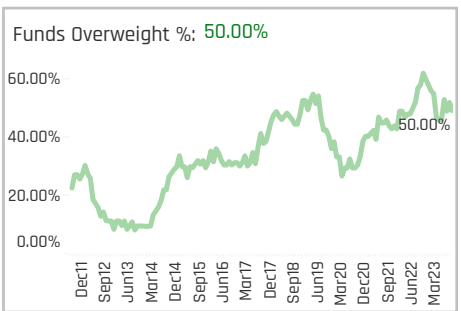
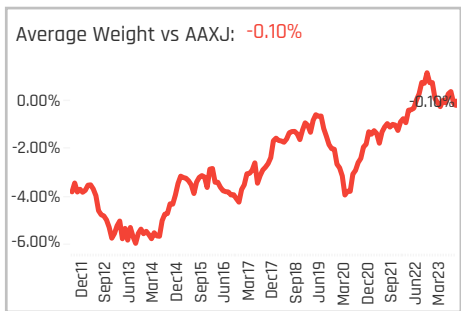
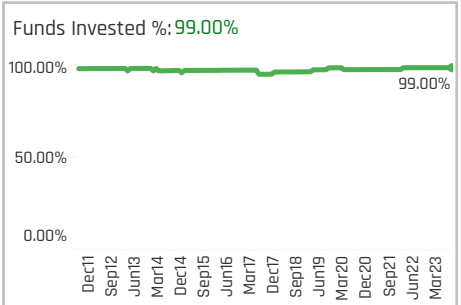
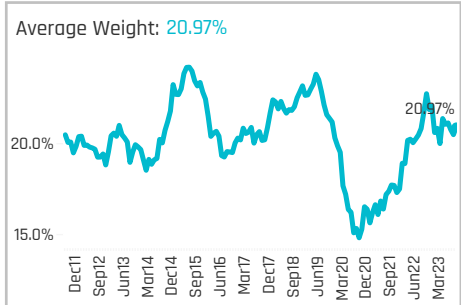
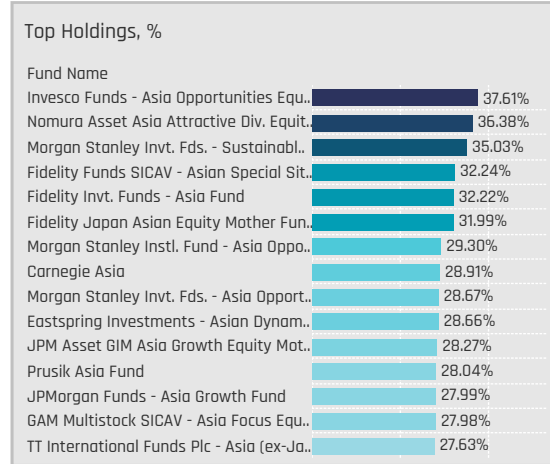
Country	Change	Flow
United States	4.00%	\$29M
Thailand	2.00%	(\$1M)
Malaysia	1.00%	\$1M
United Kingdom	0.00%	\$0M
Taiwan	0.00%	(\$139M)
Singapore	0.00%	(\$2M)
Philippines	0.00%	
Australia	0.00%	
Netherlands	-1.00%	(\$25M)
Vietnam	-1.00%	(\$2M)
South Korea	-1.00%	\$83M
Indonesia	-3.00%	(\$20M)
India	-5.00%	(\$76M)
China & HK	-7.00%	(\$154M)

### Largest Changes in Fund Country Weight, %

Fund Name	New a..	Country	Change
Goldman Sachs Funds III - Asia Equi..		Taiwan	7.60%
AB FCP I - Asia (ex-Japan) Equity Pa..		South Korea	6.43%
Nikko AM Global Umbrella Fund - Asi..		South Korea	4.81%
abrdn Sustainable Asian Opportunit..		Taiwan	4.52%
Fidelity Asia Fund		South Korea	4.19%
SEB Fund 2 - Asia (ex-Japan) Fund		South Korea	3.73%
JKC Fund - La Francaise JKC Asia E..		South Korea	3.70%
UBS (CH) Equity Fund - Emerging As..	Close	India	-3.53%
UBS (CH) Equity Fund - Asia (USD)	Close	India	-3.59%
Nikko AM Global Umbrella Fund - Asi..		China & HK	-3.74%
Value Partners High Dividend Stock..		China & HK	-3.83%
Prusik Asia Fund	Close	China & HK	-4.01%
Prusik Asia Fund	Close	South Korea	-6.31%
GAM Multistock SICAV - Asia Focus ..		China & HK	-8.24%

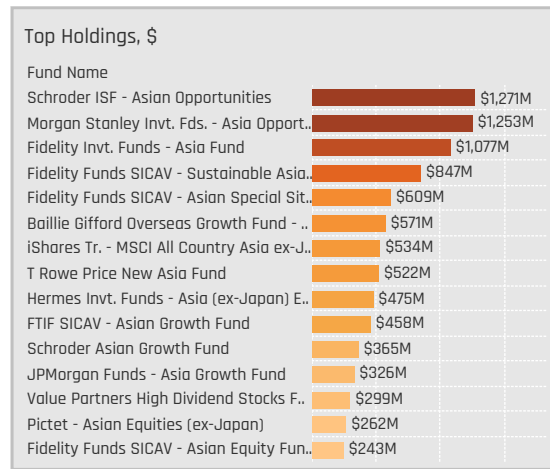
### Largest Fund Level Stock Inflows/Outflows, \$

Fund Name	Stock Name	New..	Flow
Baillie Gifford Overseas Growth Fun..	Samsung Electronics Co...	New	\$76M
Hermes Invnt. Funds - Asia (ex-Japa..	Taiwan Semiconductor M..	New	\$57M
Morgan Stanley Invnt. Fds. - Asia Op..	Coupage, Inc. Class A		\$45M
Fidelity Funds SICAV - Sustainable ..	Nanya Technology Corpora..	New	\$44M
Baillie Gifford Overseas Growth Fun..	SK hynix Inc.	New	\$41M
Fidelity Funds SICAV - Sustainable ..	Unimicon Technology Co..	New	\$33M
Fidelity Invnt. Funds - Asia Fund	Unimicon Technology Co..	New	\$32M
Morgan Stanley Invnt. Fds. - Asia Op..	HUYA, Inc. Sponsored AD..		(\$24M)
Value Partners High Dividend Stock..	Zhejiang Dahua Technolo..	Close	(\$30M)
Morgan Stanley Invnt. Fds. - Asia Op..	Kuaishou Technology Cla..		(\$35M)
Fidelity Funds SICAV - Sustainable ..	Samsung Electronics Co...		(\$40M)
iShares Tr. - MSCI All Country Asia ..	Taiwan Semiconductor M..		(\$40M)
Fidelity Invnt. Funds - Asia Fund	Taiwan Semiconductor M..		(\$53M)
Schroder ISF - Asian Opportunities	Taiwan Semiconductor M..		(\$58M)



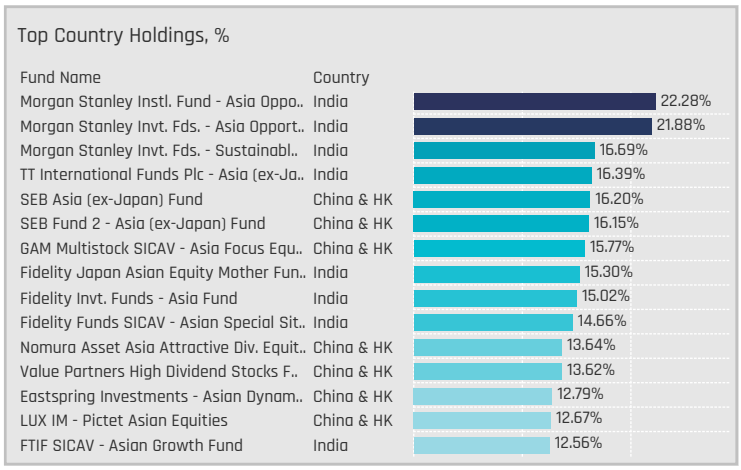
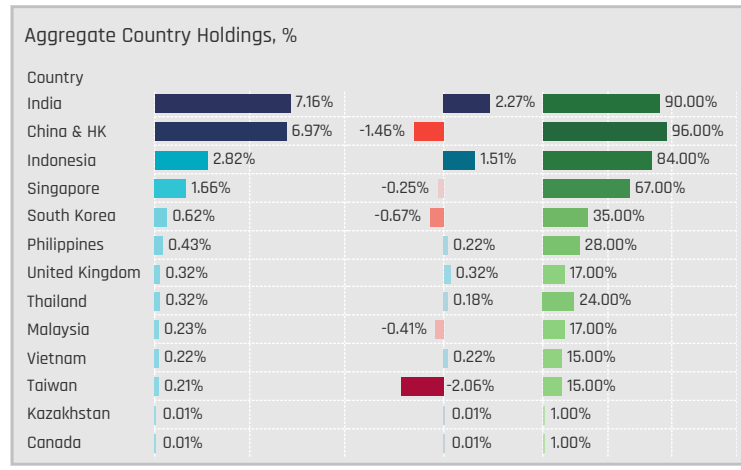
### Aggregate Stock Holdings Data, Ranked by Most Widely Held.

Ticker	Stock Name	Funds Invested %	Average Weight	Vs Benchmark	Fund AUM, \$
1299-HK	AIA Group Limited	78.00%	2.59%	0.93%	\$1,730M
500180-IN	HDFC Bank Limited	62.00%	2.17%	1.27%	\$1,701M
532174-IN	ICICI Bank Limited	53.00%	1.80%	0.76%	\$1,343M
388-HK	Hong Kong Exchanges & Clear..	52.00%	1.01%	0.22%	\$595M
BBCA-ID	PT Bank Central Asia Tbk	51.00%	1.14%	0.58%	\$489M
005-SG	DBS Group Holdings Ltd	48.00%	1.11%	0.32%	\$459M
2318-HK	Ping An Insurance (Group) Co..	44.00%	0.89%	0.22%	\$360M
3968-HK	China Merchants Bank Co., Lt..	42.00%	0.68%	0.38%	\$323M
BBRI-ID	PT Bank Rakyat Indonesia (Pe..	36.00%	0.87%	0.46%	\$352M
532215-IN	Axis Bank Limited	32.00%	0.90%	0.40%	\$654M
BMRI-ID	PT Bank Mandiri (Persero) Tbk	27.00%	0.58%	0.32%	\$435M
939-HK	China Construction Bank Corp..	19.00%	0.39%	-0.57%	\$148M
U11-SG	United Overseas Bank Ltd. (Si..	17.00%	0.28%	-0.17%	\$156M
BDO-PH	BDO Unibank, Inc.	17.00%	0.21%	0.10%	\$44M
PRU-GB	Prudential plc	16.00%	0.24%	0.24%	\$165M



### Top Stock Holdings, %

Fund Name	Ticker	Stock Name	Weight
Fidelity Asia Fund	500180-IN	HDFC Bank Limited	9.62%
Allianz Global Investors Choice Fund - ..	500180-IN	HDFC Bank Limited	8.25%
Morgan Stanley Instl. Fund - Asia Oppo..	500180-IN	HDFC Bank Limited	8.03%
Allianz Global Investors Fund - Total Re..	500180-IN	HDFC Bank Limited	7.91%
Allianz Intl. Invnt. Fds. - Total Return Asi..	500180-IN	HDFC Bank Limited	7.89%
Morgan Stanley Invnt. Fds. - Asia Oppor..	500180-IN	HDFC Bank Limited	7.88%
Fidelity Funds SICAV - Asian Equity Fun..	1299-HK	AIA Group Limited	7.68%
Fidelity Funds SICAV - Sustainable Asia..	1299-HK	AIA Group Limited	7.63%
Fidelity Invnt. Funds - Emerging Asia Fu..	1299-HK	AIA Group Limited	7.51%
Morgan Stanley Instl. Fund - Asia Oppo..	532174-IN	ICICI Bank Limited	6.93%
Morgan Stanley Invnt. Fds. - Asia Oppor..	532174-IN	ICICI Bank Limited	6.81%
Fidelity Japan Asian Equity Mother Fun..	1299-HK	AIA Group Limited	6.70%
Fidelity Japan Asian Equity Mother Fun..	532174-IN	ICICI Bank Limited	6.38%
iFAST-DWS Asia Premier Trust	1299-HK	AIA Group Limited	6.18%
Robeco Capital Gr. Fds. - Sustainable A..	BBRI-ID	PT Bank Rakyat Indon..	6.17%



### Top Stock Holdings, \$

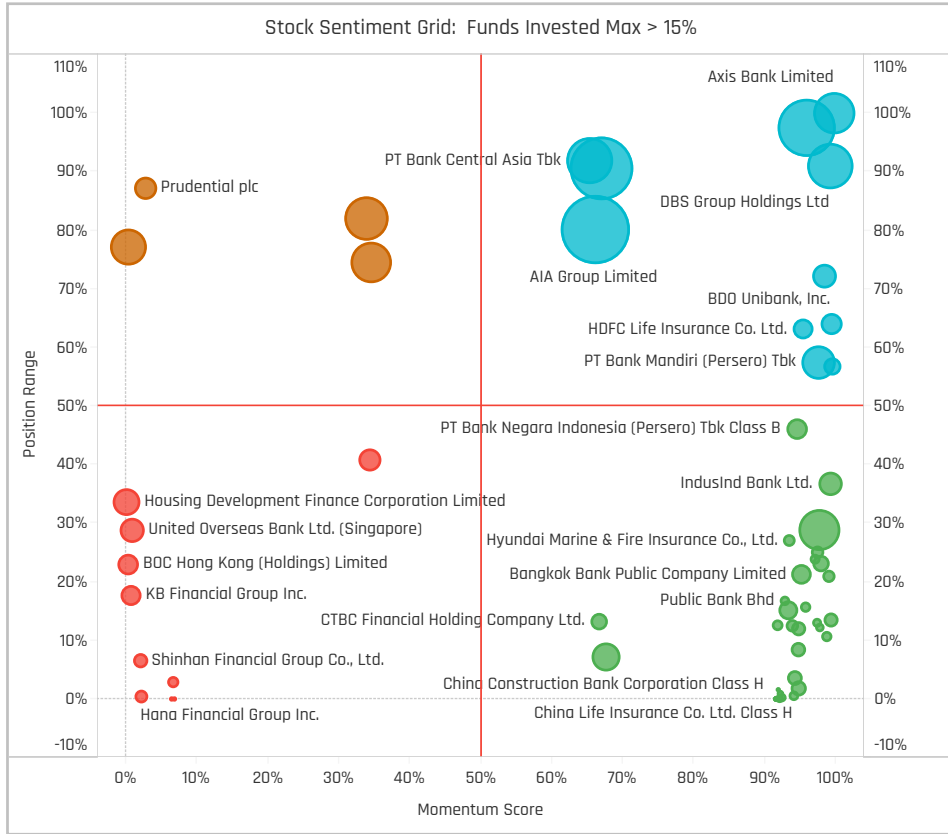
Fund Name	Ticker	Stock Name	Value
Morgan Stanley Invnt. Fds. - Asia Oppor..	500180-IN	HDFC Bank Limited	\$345M
Morgan Stanley Invnt. Fds. - Asia Oppor..	532174-IN	ICICI Bank Limited	\$297M
Fidelity Funds SICAV - Sustainable Asia..	1299-HK	AIA Group Limited	\$257M
Schroder ISF - Asian Opportunities	1299-HK	AIA Group Limited	\$221M
Fidelity Invnt. Funds - Asia Fund	1299-HK	AIA Group Limited	\$195M
Schroder ISF - Asian Opportunities	500180-IN	HDFC Bank Limited	\$195M
Morgan Stanley Invnt. Fds. - Asia Oppor..	532187-IN	IndusInd Bank Ltd.	\$194M
Fidelity Invnt. Funds - Asia Fund	500180-IN	HDFC Bank Limited	\$188M
Schroder ISF - Asian Opportunities	STAN-GB	Standard Chartered PLC	\$168M
Fidelity Funds SICAV - Sustainable Asia..	532215-IN	Axis Bank Limited	\$158M
Schroder ISF - Asian Opportunities	BMRI-ID	PT Bank Mandiri (Perser..	\$153M
Schroder ISF - Asian Opportunities	039-SG	Oversea-Chinese Bankin..	\$139M
Schroder ISF - Asian Opportunities	2601-HK	China Pacific Insurance (.	\$137M
Fidelity Funds SICAV - Sustainable Asia..	532174-IN	ICICI Bank Limited	\$136M
Schroder ISF - Asian Opportunities	532174-IN	ICICI Bank Limited	\$121M



### Largest Changes in Fund Weight, %

Fund Name	New or C..	Change
Prusik Asia Fund		9.15%
GAM Multistock SICAV - Asia Foc..		5.72%
Skandia Asia		5.73%
Lansforsakringar Asienfonden		4.23%
T Rowe Price New Asia Fund		4.12%
Morgan Stanley Instl. Fund - Asi..		3.57%
T. Rowe Price Funds SICAV - Asi..		-2.26%
JPMorgan (Taiwan) Asia Fund		-2.35%
Nikko AM Global Umbrella Fund ..		-2.52%
BNP Paribas Funds - Asia ex-Ja..		-2.99%
abrdrn Sustainable Asian Opport..		-5.18%
Fidelity Funds SICAV - Asian Equ..		-5.21%
Fidelity Inv. Funds - Emerging A..		-5.59%
Fidelity Funds SICAV - Sustaina..		

Ave Wgt Δ	Funds Invested Δ	Fund Flows, \$	Av Wgt vs AAXJ Δ	Funds O/W % Δ
0.91%	0.00%	(\$798M)	0.14%	3.00%



### Aggregate Stock Holdings Changes

Ticker	Stock Name	Funds Invested % Δ	Average Weight Δ	Fund Flows, \$
000810-KR	Samsung Fire & Marine Insura..	4.00%	0.03%	(\$3M)
543940-IN	Jio Financial Services Limited	4.00%	0.01%	\$17M
005-SG	DBS Group Holdings Ltd	4.00%	0.03%	\$34M
532215-IN	Axis Bank Limited	4.00%	0.21%	\$101M
BDO-PH	BDO Unibank, Inc.	3.00%	0.05%	\$8M
939-HK	China Construction Bank Corp..	3.00%	-0.01%	(\$7M)
511218-IN	Shriram Finance Limited	3.00%	0.06%	(\$3M)
BBRI-ID	PT Bank Rakyat Indonesia (Per..	-3.00%	0.12%	(\$46M)
U11-SG	United Overseas Bank Ltd. (Sin..	-4.00%	-0.03%	(\$90M)
000001-CN	Ping An Bank Co. Ltd. Class A	-4.00%	-0.02%	(\$17M)
105560-KR	KB Financial Group Inc.	-4.00%	-0.03%	(\$11M)
3968-HK	China Merchants Bank Co., Ltd..	-4.00%	-0.15%	(\$31M)
2388-HK	BOC Hong Kong (Holdings) Lim..	-6.00%	-0.07%	(\$29M)
500010-IN	Housing Development Finance ..	-12.00%	-0.19%	(\$292M)

### Largest Fund Flows, \$

Fund Name	New or Cl..	Flow
Hermes Inv. Funds - Asia (ex-J..		\$47M
T Rowe Price New Asia Fund		\$43M
Baillie Gifford Overseas Growth ..		\$26M
Value Partners High Dividend S..		\$15M
Skandia Asia		\$15M
Vantobel Fund - mtX Sustainab..		\$15M
T. Rowe Price Funds SICAV - Asi..		\$14M
BNP Paribas Funds - Asia ex-Ja..		(\$34M)
Fidelity Funds SICAV - Asian Equ..		(\$67M)
Schroder ISF - Asian Opportunit..		(\$85M)
iShares Tr. - MSCI All Country A..		(\$87M)
Fidelity Inv. Funds - Asia Fund		(\$131M)
Morgan Stanley Inv. Fds. - Asia..		(\$177M)
Fidelity Funds SICAV - Sustaina..		(\$251M)

### Largest Fund Level Changes in Stock Weight, %

Fund Name	Stock Name	New ..	Change
Prusik Asia Fund	HDFC Bank Limited	New	4.77%
Prusik Asia Fund	DBS Group Holdings Ltd	New	4.65%
BNP Paribas Funds - Asia ex-Japa..	HDFC Bank Limited		3.85%
abrdrn Sustainable Asian Opportun..	HDFC Bank Limited	New	3.42%
Invesco Funds - Asia Opportunitie..	Bank of China Limited Cl..	New	3.35%
Prusik Asia Fund	Kasikornbank Public Co. L..	New	3.10%
Prusik Asia Fund	Hong Kong Exchanges & ..	New	3.08%
BNP Paribas Funds - Asia ex-Japa..	Housing Development Fin..	Close	-2.52%
Robeco Capital Gr. Fds. - Sustaina..	DBS Group Holdings Ltd		-2.54%
Eastspring Investments - Asian M..	AIA Group Limited		-2.65%
BlackRock Global Funds - Asian Gr..	Housing Development Fin..	Close	-2.83%
BNP Paribas Funds - Asia ex-Japa..	PT Bank Rakyat Indonesi..	Close	-3.13%
JPMorgan Funds - Asia Growth Fu..	Housing Development Fin..	Close	-3.22%
abrdrn Sustainable Asian Opportun..	Housing Development Fin..	Close	-3.25%

### Aggregate Country Holding Changes

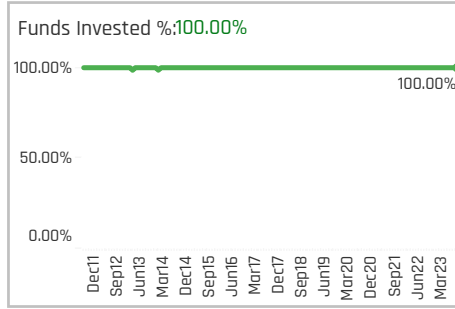
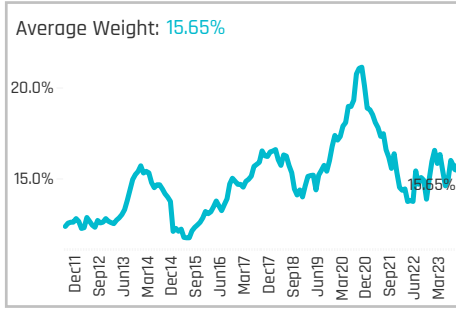
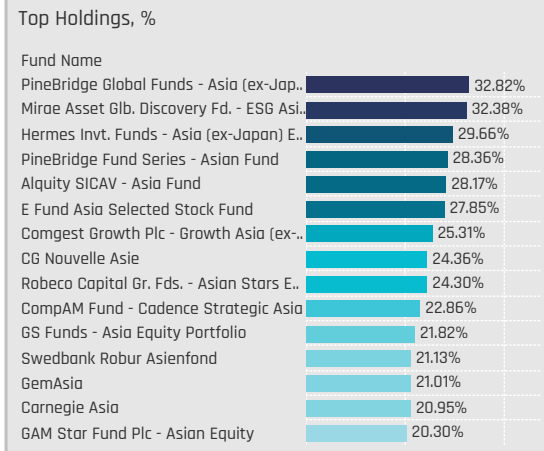
Country	Change	Flow
Philippines	3.00%	\$13M
Thailand	2.00%	\$18M
Taiwan	2.00%	(\$12M)
Malaysia	1.00%	(\$2M)
India	1.00%	(\$420M)
China & HK	1.00%	(\$188M)
Canada	1.00%	\$0M
Japan	0.00%	
Greece	0.00%	
Bangladesh	0.00%	
Australia	0.00%	
United Kingdom	-2.00%	(\$2M)
South Korea	-3.00%	\$7M
Indonesia	-3.00%	(\$120M)

### Largest Changes in Fund Country Weight, %

Fund Name	New a..	Country	Change
GAM Multistock SICAV - Asia Focus ..		China & HK	5.94%
Skandia Asia		India	5.90%
Lansforsakringar Asienfonden		India	5.78%
Morgan Stanley Instl. Fund - Asia O..		India	4.82%
Prusik Asia Fund	New	Singapore	4.65%
Prusik Asia Fund		Indonesia	4.29%
Swedbank Robur Asienfond		India	4.07%
JPMorgan Funds - Asia Growth Fund		China & HK	-2.70%
Fidelity Funds SICAV - Sustainable ..		India	-2.80%
JPMorgan (Taiwan) Asia Fund		China & HK	-2.89%
HSBC GIF - Asia (ex-Japan) Equity		China & HK	-2.92%
BNP Paribas Funds - Asia ex-Japan ..	Close	Indonesia	-3.13%
Carnegie Asia		China & HK	-3.14%
Swedbank Robur Asienfond		China & HK	-3.45%

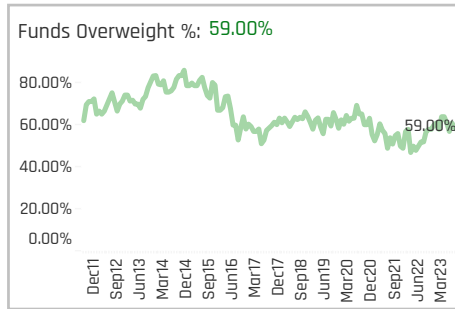
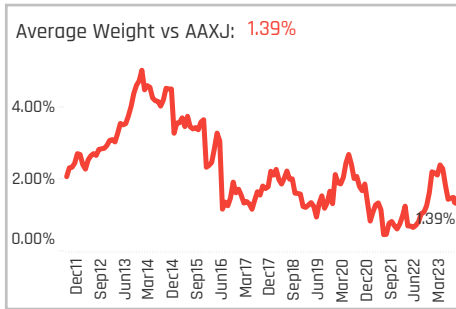
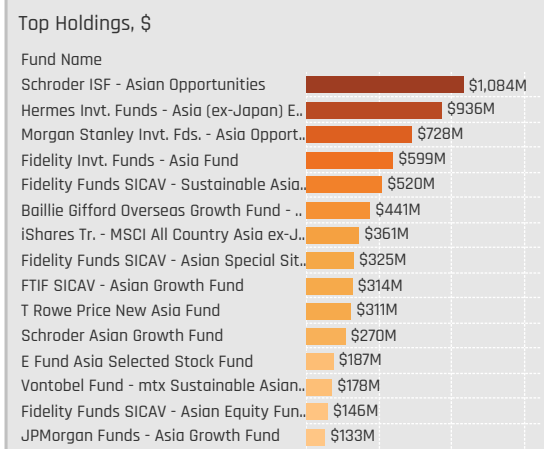
### Largest Fund Level Stock Inflows/Outflows, \$

Fund Name	Stock Name	New..	Flow
Morgan Stanley Inv. Fds. - Asia Op..	Axis Bank Limited	New	\$116M
Baillie Gifford Overseas Growth Fun..	HDFC Bank Limited	New	\$76M
Fidelity Funds SICAV - Sustainable ..	DBS Group Holdings Ltd	New	\$46M
JPMorgan Funds - Asia Growth Fund	HDFC Bank Limited		\$36M
Vantobel Fund - mtX Sustainable A..	Ping An Insurance (Group..	New	\$30M
iShares Tr. - MSCI All Country Asia ..	HDFC Bank Limited		\$26M
T Rowe Price New Asia Fund	Axis Bank Limited	New	\$26M
Fidelity Funds SICAV - Sustainable ..	United Overseas Bank Lt..	Close	(\$44M)
Fidelity Funds SICAV - Sustainable ..	ICICI Bank Limited		(\$49M)
Baillie Gifford Overseas Growth Fun..	Housing Development Fin..	Close	(\$54M)
Morgan Stanley Inv. Fds. - Asia Op..	IndusInd Bank Ltd.		(\$59M)
Fidelity Funds SICAV - Sustainable ..	HDFC Bank Limited	Close	(\$85M)
Morgan Stanley Inv. Fds. - Asia Op..	ICICI Bank Limited		(\$116M)
Morgan Stanley Inv. Fds. - Asia Op..	HDFC Bank Limited		(\$122M)



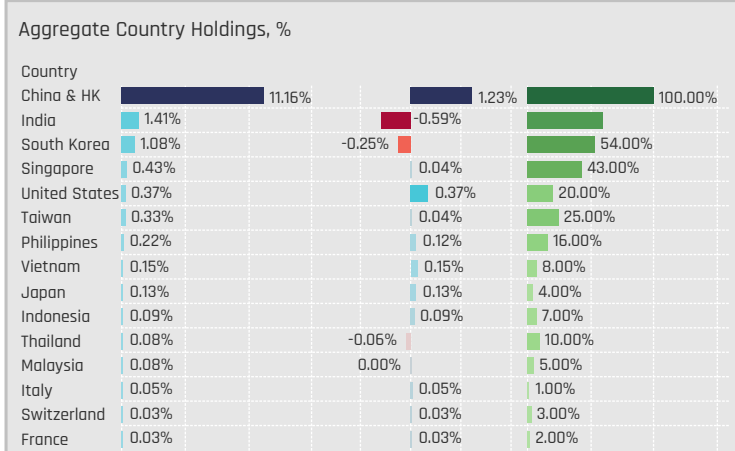
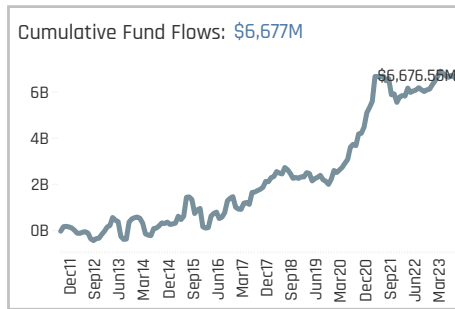
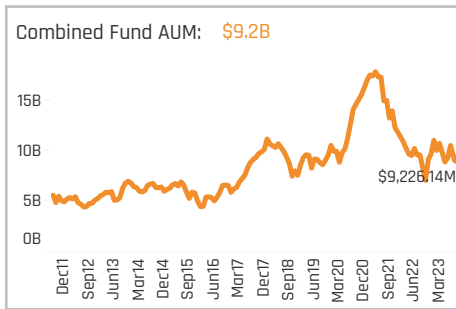
### Aggregate Stock Holdings Data, Ranked by Most Widely Held.

Ticker	Stock Name	Funds Invested %	Average Weight	Vs Benchmark	Fund AUM, \$
9988-HK	Alibaba Group Holding Ltd.	82.00%	3.47%	0.31%	\$1,945M
9618-HK	JD.com, Inc. Class A	55.00%	0.75%	0.14%	\$508M
SE-US	Sea Ltd. (Singapore) Sponsor..	41.00%	0.39%	0.11%	\$267M
9961-HK	Trip Com Group Ltd	35.00%	0.65%	0.30%	\$505M
YUMC-US	Yum China Holdings, Inc.	31.00%	0.68%	0.29%	\$372M
2313-HK	Shenzhen International Group..	28.00%	0.37%	0.23%	\$320M
2331-HK	Li Ning Company Limited	27.00%	0.26%	0.08%	\$144M
532500-IN	Maruti Suzuki India Limited	24.00%	0.41%	0.11%	\$172M
1211-HK	BYD Company Limited Class H	24.00%	0.42%	-0.13%	\$172M
PDD-US	Pinduoduo, Inc. Sponsored AD..	23.00%	0.67%	-0.37%	\$197M
000333-CN	Midea Group Co. Ltd. Class A	23.00%	0.37%	0.37%	\$290M
1910-HK	Samsonite International S.A.	19.00%	0.35%	0.35%	\$231M
601888-CN	China Tourism Group Duty Fre..	16.00%	0.11%	0.07%	\$83M
27-HK	Galaxy Entertainment Group L..	16.00%	0.26%	0.02%	\$260M
000270-KR	Kia Corp.	15.00%	0.24%	-0.04%	\$96M



### Top Stock Holdings, %

Fund Name	Ticker	Stock Name	Percentage
PineBridge Global Funds - Asia (ex-Jap..	PDD-US	Pinduoduo, Inc. Spons..	11.45%
E Fund Asia Selected Stock Fund	9988-HK	Alibaba Group Holding..	7.66%
BlackRock Global Funds - Asian Growth..	9988-HK	Alibaba Group Holding..	7.47%
Mirae Asset Glb. Discovery Fd. - ESG Asi..	9988-HK	Alibaba Group Holding..	6.51%
GS Funds - Asia Equity Portfolio	9988-HK	Alibaba Group Holding..	6.42%
Swedbank Robur Asienfond	9988-HK	Alibaba Group Holding..	6.39%
Robeco Capital Gr. Fds. - Sustainable A..	9988-HK	Alibaba Group Holding..	6.29%
AB FCP I - Asia (ex-Japan) Equity Portf..	9988-HK	Alibaba Group Holding..	6.21%
E Fund Asia Selected Stock Fund	1179-HK	Huazhu Group Ltd.	6.17%
Mirae Asset Glb. Discovery Fd. - ESG Asi..	1211-HK	BYD Company Limited..	6.14%
Robeco Capital Gr. Fds. - Asian Stars E..	9988-HK	Alibaba Group Holding..	6.11%
GemAsia	9988-HK	Alibaba Group Holding..	6.11%
Nordea Asian Stars Fund	9988-HK	Alibaba Group Holding..	5.96%
Nordea 1 - Asian Stars Equity Fund	9988-HK	Alibaba Group Holding..	5.95%
LUX IM - Pictet Asian Equities	9988-HK	Alibaba Group Holding..	5.94%



### Top Country Holdings, %

Fund Name	Country	Percentage
PineBridge Global Funds - Asia (ex-Jap..	China & HK	31.34%
PineBridge Fund Series - Asian Fund	China & HK	24.85%
E Fund Asia Selected Stock Fund	China & HK	23.02%
Mirae Asset Glb. Discovery Fd. - ESG Asi..	China & HK	18.93%
GAM Star Fund Plc - Asian Equity	China & HK	17.74%
Robeco Capital Gr. Fds. - Asian Stars E..	China & HK	16.78%
Mirae Asset Glb. Discovery Fd. - ESG Asi..	China & HK	16.47%
Vontobel Fund - mtx Sustainable Asian..	China & HK	15.94%
Man Funds plc - GLG Asia ex Japan Equ..	China & HK	15.94%
JKC Fund - La Francaise JKC Asia Equit..	China & HK	15.91%
Hermes Inv. Funds - Asia (ex-Japan) E..	China & HK	15.57%
Comgest Growth Plc - Growth Asia (ex-..	China & HK	15.55%
CG Nouvelle Asie	China & HK	15.05%
Mirabaud - Equities Asia (ex-Japan)	China & HK	14.77%
Swedbank Robur Asienfond	China & HK	14.36%

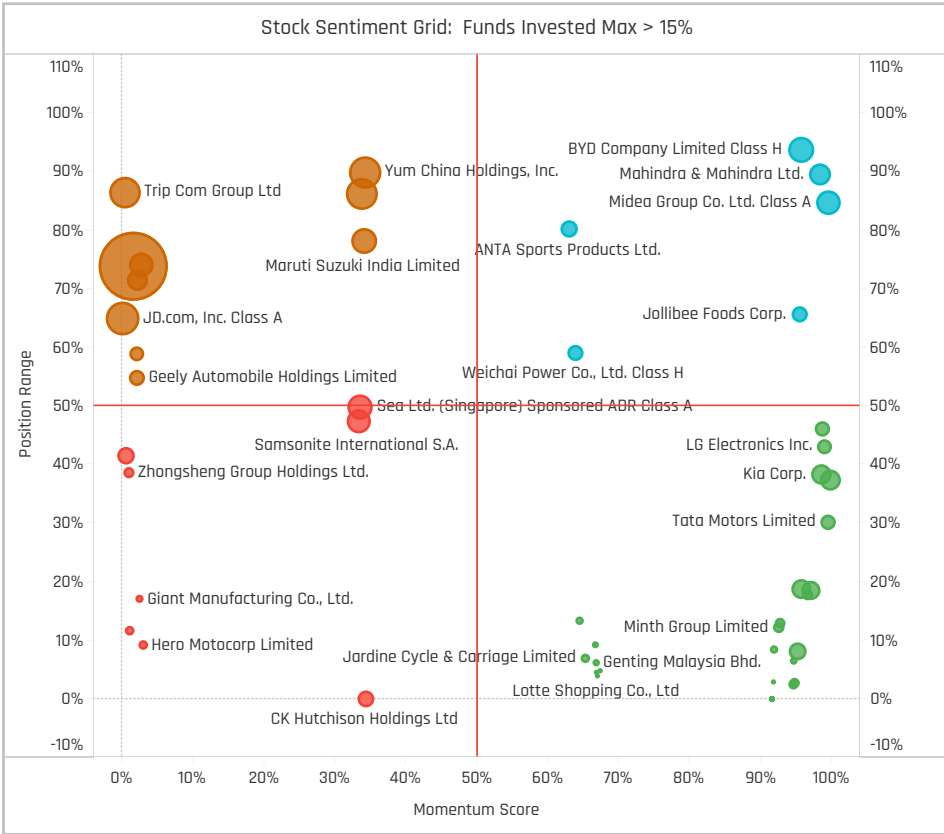
### Top Stock Holdings, \$

Fund Name	Ticker	Stock Name	Amount
Schroder ISF - Asian Opportunities	9988-HK	Alibaba Group Holding L..	\$239M
Morgan Stanley Inv. Fds. - Asia Oppor..	6862-HK	Haidilao International H..	\$230M
Morgan Stanley Inv. Fds. - Asia Oppor..	9961-HK	Trip Com Group Ltd	\$202M
Fidelity Inv. Funds - Asia Fund	9988-HK	Alibaba Group Holding L..	\$140M
Hermes Inv. Funds - Asia (ex-Japan) E..	9988-HK	Alibaba Group Holding L..	\$135M
Schroder ISF - Asian Opportunities	HTHS-US	H World Group Limited S..	\$119M
Hermes Inv. Funds - Asia (ex-Japan) E..	1-HK	CK Hutchison Holdings L..	\$111M
Schroder ISF - Asian Opportunities	1910-HK	Samsonite International..	\$109M
Hermes Inv. Funds - Asia (ex-Japan) E..	7267-JP	Honda Motor Co., Ltd.	\$96M
Schroder ISF - Asian Opportunities	27-HK	Galaxy Entertainment Gr..	\$95M
Morgan Stanley Inv. Fds. - Asia Oppor..	2313-HK	Shenzhen International..	\$94M
Schroder ISF - Asian Opportunities	000333-..	Midea Group Co. Ltd. Cla..	\$89M
T Rowe Price New Asia Fund	9988-HK	Alibaba Group Holding L..	\$85M
Fidelity Funds SICAV - Sustainable Asia..	9988-HK	Alibaba Group Holding L..	\$84M
Hermes Inv. Funds - Asia (ex-Japan) E..	UHR-CH	Swatch Group Ltd. Bearer	\$84M

### Largest Changes in Fund Weight, %

Fund Name	New or C..	Weight Change
UBS (CH) Equity Fund - Emergin..		5.43%
HSBC GIF - Asia (ex-Japan) Equi..		3.77%
Swedbank Robur Asienfond		3.45%
UBS (CH) Equity Fund - Asia (US..		2.98%
TT International Funds Plc - Asia..		2.76%
BNP Paribas Funds - Asia ex-Ja..		2.69%
Value Partners High Dividend St..		2.55%
SEB Fund 2 - Asia (ex-Japan) Fu..		-3.72%
Carnegie Asia		-4.23%
Fidelity Asia Fund		-4.28%
E Fund Asia Selected Stock Fund		-4.99%
AB FCP I - Asia (ex-Japan) Equit..		-5.70%
JKC Fund - La Francaise JKC Asi..		-8.91%
Prusik Asia Fund		-14.62%

Ave Wgt Δ	Funds Invested Δ	Fund Flows, \$	Av Wgt vs AAXJ Δ	Funds O/W % Δ
-0.74%	0.00%	(\$250M)	-1.00%	-5.00%



### Aggregate Stock Holdings Changes

Ticker	Stock Name	Funds Invested % Δ	Average Weight Δ	Fund Flows, \$
2015-HK	Li Auto, Inc. Class A	5.00%	0.12%	\$13M
27-HK	Galaxy Entertainment Group Li..	4.00%	0.08%	\$38M
500570-IN	Tata Motors Limited	4.00%	0.05%	(\$47M)
ATAT-US	Atour Lifestyle Holdings Ltd. S..	3.00%	0.03%	\$2M
066570-KR	LG Electronics Inc.	3.00%	0.03%	\$11M
000333-CN	Midea Group Co. Ltd. Class A	3.00%	0.06%	\$6M
VIPS-US	Vipshop Holdings Ltd Sponsor..	2.00%	0.03%	(\$6M)
600690-CN	Haier Smart Home Co., Ltd. Cla..	-3.00%	0.00%	\$18M
1910-HK	Samsonite International S.A.	-3.00%	0.02%	(\$26M)
2333-HK	Great Wall Motor Co., Ltd. Clas..	-3.00%	-0.03%	(\$24M)
002032-CN	Zhejiang Supor Co., Ltd. Class A	-3.00%	-0.02%	(\$23M)
9961-HK	TriCom Group Ltd	-3.00%	-0.16%	(\$237M)
9618-HK	JD.com, Inc. Class A	-6.00%	-0.34%	(\$48M)
6690-HK	Haier Smart Home Co., Ltd. Cla..	-7.00%	-0.03%	\$12M

### Largest Fund Flows, \$

Fund Name	New or Cl..	Flow
Hermes Invt. Funds - Asia (ex-J..		\$52M
Value Partners High Dividend S..		\$54M
JPMorgan Funds - Asia Growth ..		\$30M
Baillie Gifford Overseas Growth ..		\$23M
Vontobel Fund - mtx Sustainab..		\$22M
HSBC GIF - Asia (ex-Japan) Equi..		\$21M
Swedbank Robur Asienfond		\$15M
Fidelity Asia Fund		(\$32M)
AB FCP I - Asia (ex-Japan) Equi..		(\$43M)
T Rowe Price New Asia Fund		(\$45M)
iShares Tr. - MSCI All Country A..		(\$50M)
Schroder ISF - Asian Opportunit..		(\$55M)
Fidelity Invt. Funds - Asia Fund		(\$66M)
Fidelity Funds SICAV - Sustaina..		(\$98M)

### Largest Fund Level Changes in Stock Weight, %

Fund Name	Stock Name	New ..	Weight Change
UBS (CH) Equity Fund - Emerging ..	Pinduoduo, Inc. Sponsore..	New	4.45%
Prusik Asia Fund	LG Corp	New	4.14%
UBS (CH) Equity Fund - Asia (USD)	Pinduoduo, Inc. Sponsore..	New	4.03%
PineBridge Global Funds - Asia (ex..	Pinduoduo, Inc. Sponsore..		3.21%
Nikko AM Global Umbrella Fund - A..	Alibaba Group Holding Lt..	New	3.09%
TT International Funds Plc - Asia (e..	Samsonite International ..		2.56%
Eastspring Investments - Asian Dy..	Tongcheng Travel Holdin..	New	2.52%
Prusik Asia Fund	Mobile World Investmen..	Close	-2.83%
UBS (CH) Equity Fund - Asia (USD)	Alibaba Group Holding Lt..	Close	-3.01%
E Fund Asia Selected Stock Fund	Sea Ltd. (Singapore) Spo..		-3.15%
Prusik Asia Fund	Sea Ltd. (Singapore) Spo..	Close	-3.70%
Fidelity Asia Fund	TriCom Group Ltd	Close	-4.08%
Prusik Asia Fund	Phu Nhuan Jewelry JSC	Close	-4.29%
JKC Fund - La Francaise JKC Asia ..	China MeiDong Auto Hold..		-5.70%

### Aggregate Country Holding Changes

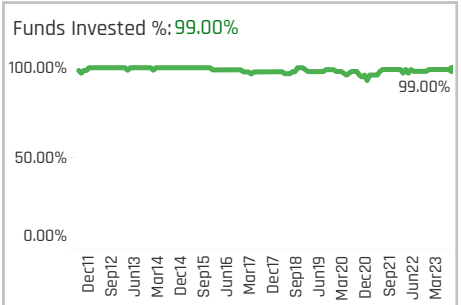
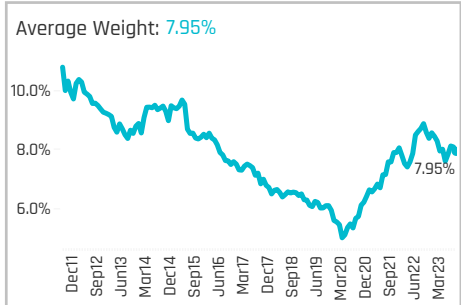
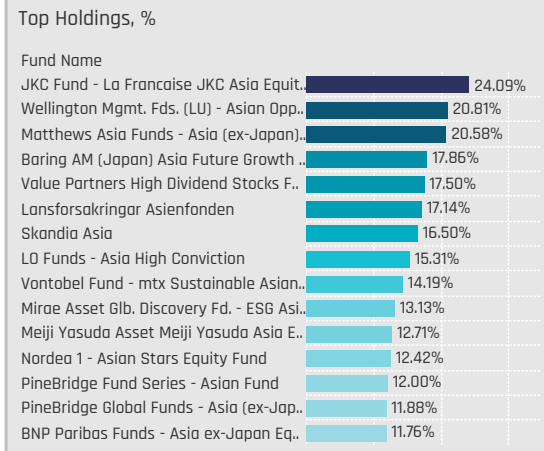
Country	Weight Change	Fund Flows, \$
India	5.00%	(\$49M)
South Korea	4.00%	\$61M
Thailand	1.00%	\$2M
Philippines	1.00%	\$4M
Switzerland	0.00%	(\$10M)
Sri Lanka	0.00%	\$0M
Pakistan	0.00%	\$0M
Bangladesh	0.00%	\$0M
Australia	0.00%	\$0M
United States	-2.00%	\$10M
Indonesia	-2.00%	\$1M
Taiwan	-2.00%	(\$25M)
Singapore	-2.00%	\$41M
Vietnam	-3.00%	(\$23M)

### Largest Changes in Fund Country Weight, %

Fund Name	New o..	Country	Weight Change
UBS (CH) Equity Fund - Emerging As..		China & HK	4.31%
Prusik Asia Fund	New	South Korea	4.14%
GAM Multistock SICAV - Asia Focus ..		China & HK	2.84%
TT International Funds Plc - Asia (ex..		United States	2.56%
Carnegie Asia		India	2.56%
Nomura Fds. Ireland Plc - Asia (ex-J..		India	2.52%
UBS (CH) Equity Fund - Asia (USD)		China & HK	2.50%
Fidelity Asia Fund		China & HK	-4.28%
LD Funds - Asia High Conviction		China & HK	-4.49%
AB FCP I - Asia (ex-Japan) Equity Pa..		China & HK	-4.51%
Prusik Asia Fund	Close	Taiwan	-4.56%
Carnegie Asia		China & HK	-5.92%
Prusik Asia Fund	Close	Vietnam	-7.12%
JKC Fund - La Francaise JKC Asia E..		China & HK	-8.23%

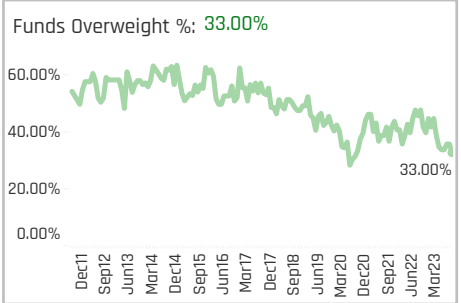
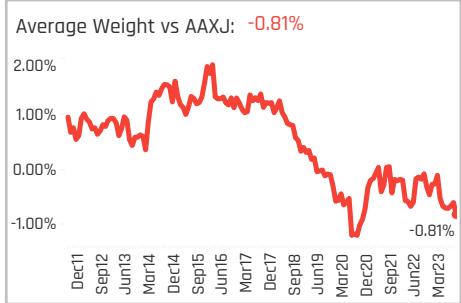
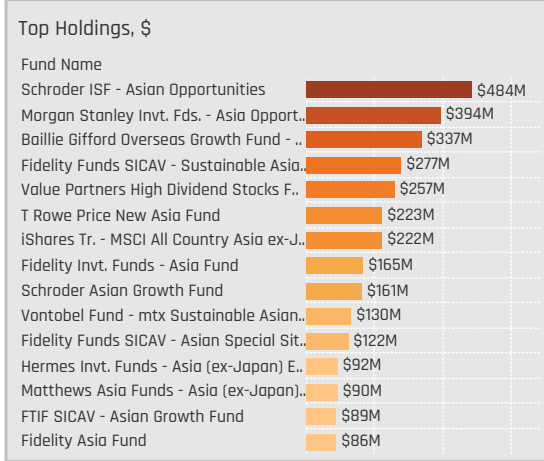
### Largest Fund Level Stock Inflows/Outflows, \$

Fund Name	Stock Name	New..	Flow
Morgan Stanley Invt. Fds. - Asia Op..	Titan Company Limited	New	\$47M
Hermes Invt. Funds - Asia (ex-Japa..	SharkNinja, Inc.	New	\$36M
Fidelity Funds SICAV - Sustainable ..	Li Ning Company Limited	New	\$36M
Value Partners High Dividend Stock..	Kia Corp.		\$25M
Hermes Invt. Funds - Asia (ex-Japa..	Haier Smart Home Co., Lt..		\$24M
Hermes Invt. Funds - Asia (ex-Japa..	Hyundai Mobis Co., Ltd		\$24M
Hermes Invt. Funds - Asia (ex-Japa..	Haier Smart Home Co., Lt..		\$22M
Fidelity Funds SICAV - Sustainable ..	Sona BLW Precision Forgi..		(\$25M)
T Rowe Price New Asia Fund	Jiangsu Hengli Hydraulic ..	Close	(\$27M)
Schroder ISF - Asian Opportunities	JD.com, Inc. Class A		(\$29M)
Fidelity Asia Fund	TriCom Group Ltd	Close	(\$32M)
Fidelity Funds SICAV - Sustainable ..	Tata Motors Limited		(\$39M)
Fidelity Funds SICAV - Sustainable ..	TriCom Group Ltd		(\$54M)
Morgan Stanley Invt. Fds. - Asia Op..	TriCom Group Ltd		(\$100M)



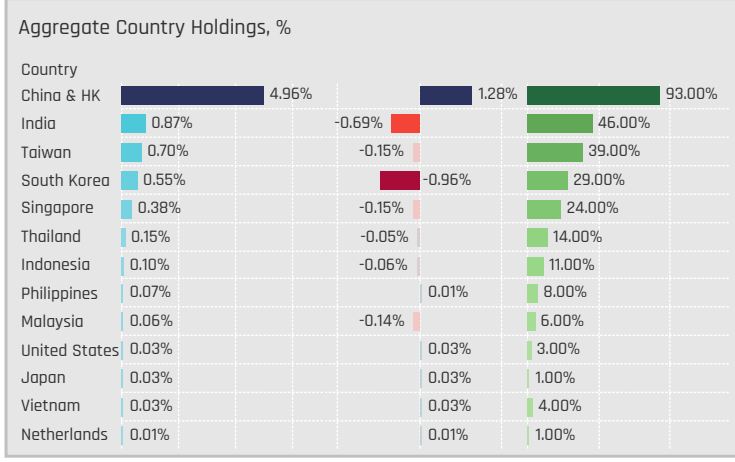
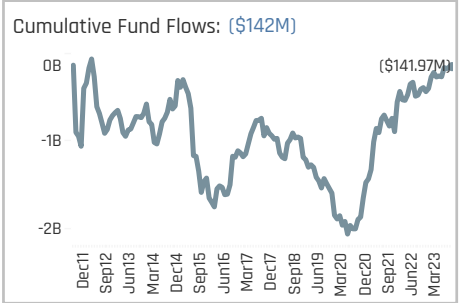
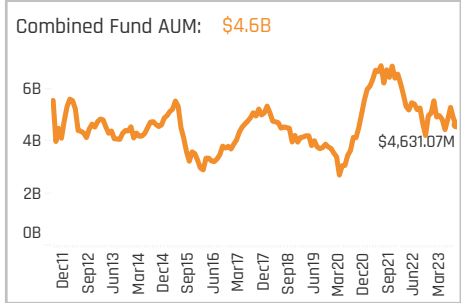
### Aggregate Stock Holdings Data, Ranked by Most Widely Held.

Ticker	Stock Name	Funds Invested %	Average Weight	Vs Benchmark	Fund AUM, \$
3690-HK	Meituan Class B	66.00%	1.36%	0.06%	\$1,023M
669-HK	Techtronic Industries Co., Ltd.	39.00%	0.46%	0.23%	\$428M
600406-CN	NARI Technology Co., Ltd. Clas..	25.00%	0.35%	0.32%	\$182M
300274-CN	Sungrow Power Supply Co., Lt..	24.00%	0.23%	0.21%	\$67M
300124-CN	Shenzhen Inovance Technola..	24.00%	0.28%	0.27%	\$122M
300750-CN	Contemporary Amperex Tech..	23.00%	0.25%	0.12%	\$74M
5871-TW	Chailease Holding Co. Ltd.	20.00%	0.27%	0.12%	\$111M
AOT-TH	Airports of Thailand Public Co...	13.00%	0.14%	0.00%	\$40M
028050-KR	Samsung Engineering Co., Ltd.	12.00%	0.18%	0.12%	\$140M
GRAB-US	Grab Holdings Ltd. (Singapore..	10.00%	0.20%	0.08%	\$244M
500510-IN	Larsen & Toubro Ltd.	9.00%	0.19%	-0.25%	\$45M
ASII-ID	PT Astra International Tbk	8.00%	0.09%	-0.06%	\$53M
600031-CN	Sany Heavy Industry Co., Ltd. ..	8.00%	0.11%	0.09%	\$94M
ICT-PH	International Container Termi..	7.00%	0.06%	0.00%	\$7M
600885-CN	Hongfa Technology Co., Ltd. C..	7.00%	0.10%	0.10%	\$48M



### Top Stock Holdings, %

Fund Name	Ticker	Stock Name	Weight
JKC Fund - La Francaise JKC Asia Equit..	505255-IN	GMM Pfaudler Limited	5.77%
Morgan Stanley Invst. Fds. - Asia Opport..	3690-HK	Meituan Class B	5.61%
E Fund Asia Selected Stock Fund	GRAB-US	Grab Holdings Ltd. (Si..	5.46%
Fidelity Asia Fund	669-HK	Techtronic Industries ..	5.03%
Fullerton Lux Funds - Asia Focus Equiti..	500510-IN	Larsen & Toubro Ltd.	4.72%
Morgan Stanley Instl. Fund - Asia Oppa..	3690-HK	Meituan Class B	4.71%
JKC Fund - La Francaise JKC Asia Equit..	600406-CN	NARI Technology Co., ...	4.66%
JKC Fund - La Francaise JKC Asia Equit..	631-HK	Sany Heavy Equipmen..	4.63%
Vontobel Fund - mtx Sustainable Asian..	2383-TW	Elite Material Co., Ltd.	4.54%
E Fund Asia Selected Stock Fund	3690-HK	Meituan Class B	4.47%
Mirae Asset Glb. Discovery Fd. - ESG Asi..	300750-CN	Contemporary Amper..	4.30%
PineBridge Fund Series - Asian Fund	3690-HK	Meituan Class B	4.00%
Fidelity Asia Fund	002027-CN	Focus Media Informati..	3.96%
Wellington Mgmt. Fds. (LU) - Asian Opp..	500510-IN	Larsen & Toubro Ltd.	3.74%
JKC Fund - La Francaise JKC Asia Equit..	2588-HK	BOC Aviation Limited	3.60%



### Top Country Holdings, %

Fund Name	Country	Weight
JKC Fund - La Francaise JKC Asia Equit..	China & HK	15.83%
Value Partners High Dividend Stocks F..	China & HK	15.02%
Baring AM (Japan) Asia Future Growth ..	China & HK	12.94%
Fidelity Asia Fund	China & HK	11.63%
Mirae Asset Glb. Discovery Fd. - ESG Asi..	China & HK	11.15%
Wellington Mgmt. Fds. (LU) - Asian Opp..	China & HK	10.79%
Nordea 1 - Asian Stars Equity Fund	China & HK	10.79%
Matthews Asia Funds - Asia (ex-Japan)..	China & HK	10.39%
PineBridge Fund Series - Asian Fund	China & HK	10.24%
Nordea Asian Stars Fund	China & HK	9.99%
Skandia Asia	China & HK	9.61%
Schroder Asian Growth Fund	China & HK	9.47%
Lansforsakringar Asienfonden	China & HK	8.89%
LUX IM - Pictet Asian Equities	China & HK	8.45%
PineBridge Global Funds - Asia (ex-Jap..	China & HK	8.22%

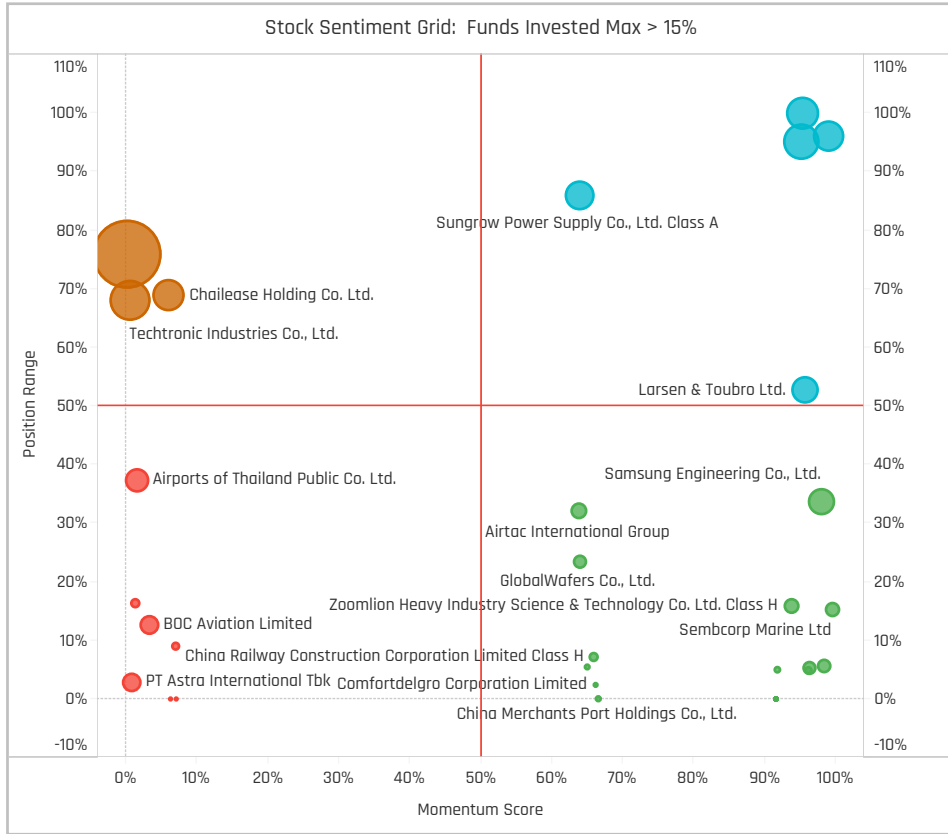
### Top Stock Holdings, \$

Fund Name	Ticker	Stock Name	Value
Morgan Stanley Invst. Fds. - Asia Opport..	3690-HK	Meituan Class B	\$245M
Morgan Stanley Invst. Fds. - Asia Opport..	GRAB-US	Grab Holdings Ltd. (Sing..	\$149M
Schroder ISF - Asian Opportunities	669-HK	Techtronic Industries Co..	\$145M
Schroder ISF - Asian Opportunities	002050-..	Zhejiang Sanhua Intellig..	\$91M
Fidelity Funds SICAV - Sustainable Asia..	3690-HK	Meituan Class B	\$90M
Fidelity Invst. Funds - Asia Fund	3690-HK	Meituan Class B	\$85M
Schroder ISF - Asian Opportunities	3690-HK	Meituan Class B	\$67M
Schroder ISF - Asian Opportunities	1882-HK	Haitian International Hol..	\$66M
Baillie Gifford Overseas Growth Fund - ..	028050-..	Samsung Engineering C..	\$64M
Schroder ISF - Asian Opportunities	603195-C..	Gongniu Group Co. Ltd. C..	\$61M
Schroder ISF - Asian Opportunities	600031-C..	Sany Heavy Industry Co..	\$54M
Fidelity Funds SICAV - Sustainable Asia..	517354-IN	Havells India Limited	\$51M
Baillie Gifford Overseas Growth Fund - ..	039030-..	EO Technics Co., Ltd	\$51M
Fidelity Funds SICAV - Asian Special Sit..	3690-HK	Meituan Class B	\$48M
Baillie Gifford Overseas Growth Fund - ..	3690-HK	Meituan Class B	\$45M

### Largest Changes in Fund Weight, %

Fund Name	New or C..	Change
LO Funds - Asia High Conviction		5.38%
Sydneyinvest Fjernosten		3.57%
Vontobel Fund - mtx Sustainabl..		3.25%
Prusik Asia Fund		3.12%
JKC Fund - La Francaise JKC Asi..		2.97%
Value Partners High Dividend St..		2.67%
Nordea 1 - Asian Stars Equity Fu..		2.50%
TT International Funds Plc - Asia..		-2.47%
Baring International Umbrella F..		-2.75%
JPMorgan (Taiwan) Asia Fund		-2.89%
BlackRock Asia Fund		-3.00%
BlackRock Global Funds - Asian ..		-3.04%
Nikko AM Global Umbrella Fund ..		-3.34%
JPM Asset GIM Asian Equity Acti..		-5.41%

Ave Wgt Δ	Funds Invested Δ	Fund Flows, \$	Av Wgt vs AAXJ Δ	Funds O/W % Δ
-0.01%	0.00%	\$118M	-0.29%	-6.00%



### Aggregate Stock Holdings Changes

Ticker	Stock Name	Funds Invested % Δ	Average Weight Δ	Fund Flows, \$
300750-CN	Contemporary Amperex Techn..	5.00%	0.02%	\$18M
S51-SG	Sembcorp Marine Ltd	4.00%	0.05%	\$5M
2449-TW	King Yuan Electronics Co., Ltd.	3.00%	0.03%	\$9M
241560-KR	Doosan Bobcat Inc.	3.00%	0.01%	\$2M
2404-TW	United Integrated Services Co...	3.00%	0.00%	\$1M
500550-IN	Siemens Limited	2.00%	0.02%	\$0M
3993-HK	CMOC Group Ltd. Class H	2.00%	0.02%	\$2M
8869-MY	Press Metal Aluminium Holdin..	-3.00%	-0.01%	(\$5M)
2603-TW	Evergreen Marine Corp. (Taiwa..	-3.00%	-0.01%	(\$3M)
002008-CN	Han's Laser Technology Indust..	-3.00%	-0.03%	(\$9M)
601615-CN	Ming Yang Smart Energy Grau..	-3.00%	-0.04%	(\$14M)
669-HK	Techtronic Industries Co., Ltd.	-4.00%	-0.05%	(\$6M)
ASII-ID	PT Astra International Tbk	-4.00%	-0.03%	(\$4M)
3690-HK	Meituan Class B	-12.00%	-0.28%	\$18M

### Largest Fund Flows, \$

Fund Name	New or Cl..	Flow
Morgan Stanley Inv. Fds. - Asia..		\$60M
Value Partners High Dividend S..		\$51M
Fidelity Funds SICAV - Sustaina..		\$47M
JPMorgan Funds - Asia Growth ..		\$29M
Baillie Gifford Overseas Growth ..		\$22M
Vontobel Fund - mtx Sustainab..		\$17M
LO Funds - Asia High Conviction		\$15M
JPM Asset GIM Asian Equity Ac..		(\$10M)
Hermes Inv. Funds - Asia (ex-J..		(\$15M)
BNP Paribas Funds - Asia ex-Ja..		(\$16M)
BlackRock Global Funds - Asian ..		(\$20M)
Fidelity Inv. Funds - Asia Fund		(\$21M)
BlackRock Global Funds - Asian ..		(\$26M)
iShares Tr. - MSCI All Country A..		(\$28M)

### Largest Fund Level Changes in Stock Weight, %

Fund Name	Stock Name	New ..	Change
JKC Fund - La Francaise JKC Asia ..	Sany Heavy Equipment I..	New	4.63%
Vontobel Fund - mtx Sustainable ..	Elite Material Co., Ltd.		2.55%
Prusik Asia Fund	Meituan Class B	New	2.28%
Prusik Asia Fund	Keppel Corporation Limit..	New	2.27%
Carnegie Asia	KEI Industries Limited		2.18%
Matthews Asia Funds - Asia (ex-Ja..	Chailease Holding Co. Ltd.	New	2.12%
Eastspring Investments - Asian M..	Singapore Airlines Ltd.	New	1.86%
JKC Fund - La Francaise JKC Asia ..	BOC Aviation Limited		-1.90%
BlackRock Global Funds - Asian Gr..	Shanghai International A..		-1.99%
JKC Fund - La Francaise JKC Asia ..	Hefei Meyer Optoelectron..		-2.21%
UBS (CH) Equity Fund - Asia (USD)	PT Astra International Tbk	Close	-2.35%
BlackRock Asia Fund	Meituan Class B	Close	-2.39%
BlackRock Global Funds - Asian Dr..	Meituan Class B	Close	-2.40%
Nomura Fds. Ireland Plc - Asia (ex-..	Meituan Class B	Close	-2.72%

### Aggregate Country Holding Changes

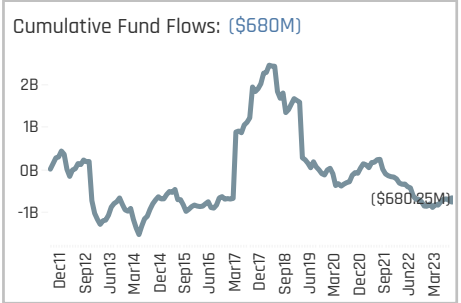
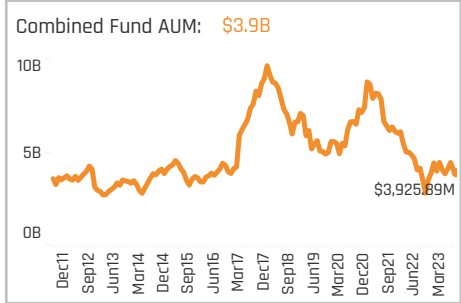
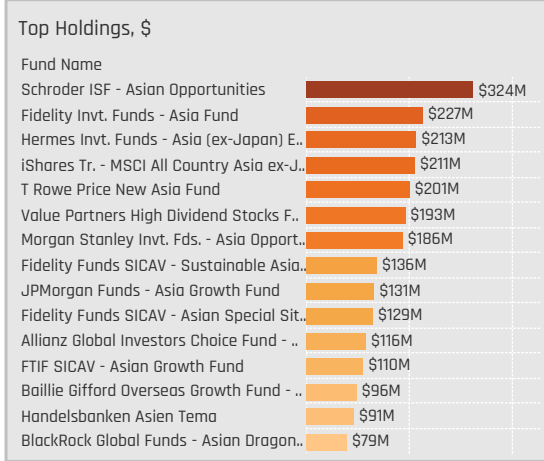
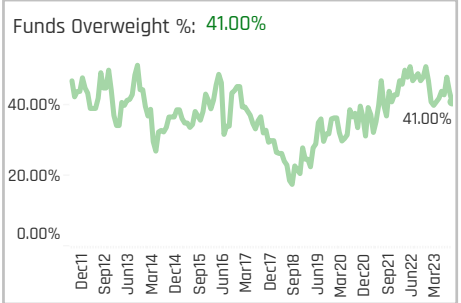
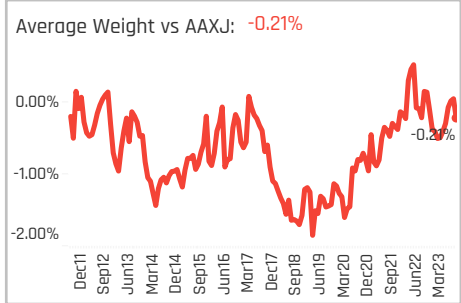
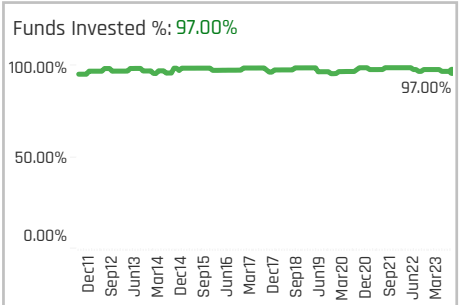
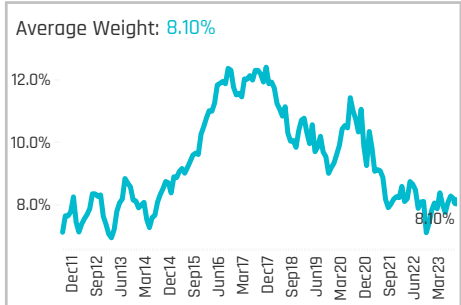
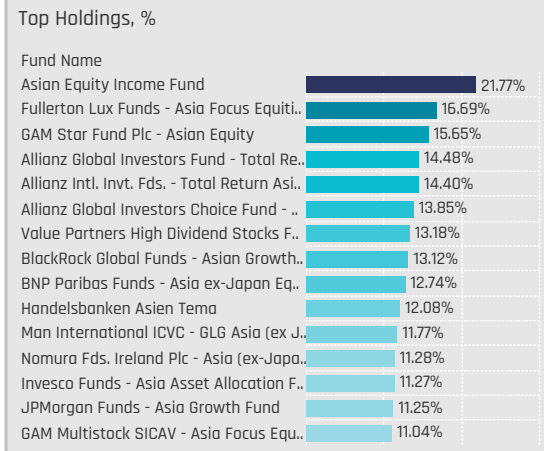
Country	Change	Flow
Singapore	4.00%	(\$9M)
South Korea	3.00%	\$34M
Taiwan	2.00%	(\$1M)
India	1.00%	\$13M
Vietnam	1.00%	\$2M
United States	0.00%	(\$2M)
United Kingdom	0.00%	
Japan	0.00%	\$0M
Canada	0.00%	
Australia	0.00%	
China & HK	-2.00%	\$118M
Thailand	-3.00%	(\$25M)
Malaysia	-3.00%	(\$6M)
Indonesia	-3.00%	(\$3M)

### Largest Changes in Fund Country Weight, %

Fund Name	New o..	Country	Change
Carnegie Asia		India	3.40%
SEB Fund 2 - Asia (ex-Japan) Fund		China & HK	2.85%
SEB Asia (ex-Japan) Fund		China & HK	2.84%
Value Partners High Dividend Stock..		China & HK	2.65%
Lansforsakringar Asienfonden		South Korea	2.63%
UBS (CH) Equity Fund - Asia (USD)		China & HK	2.63%
Prusik Asia Fund		China & HK	2.38%
UBS (CH) Equity Fund - Asia (USD)	Close	Indonesia	-2.35%
Swedbank Robur Asienfond		China & HK	-2.38%
Nomura Fds. Ireland Plc - Asia (ex-J..	Close	China & HK	-2.72%
BlackRock Asia Fund		China & HK	-3.17%
BlackRock Global Funds - Asian Drag..		China & HK	-3.17%
Nikko AM Global Umbrella Fund - Asi..		China & HK	-3.56%
JPM Asset GIM Asian Equity Active ..		China & HK	-3.89%

### Largest Fund Level Stock Inflows/Outflows, \$

Fund Name	Stock Name	New..	Flow
Morgan Stanley Inv. Fds. - Asia Op..	Meituan Class B		\$53M
Fidelity Funds SICAV - Sustainable ..	Suzhou Maxwell Technol..		\$31M
Value Partners High Dividend Stock..	Meituan Class B	New	\$27M
JPMorgan Funds - Asia Growth Fund	Meituan Class B		\$23M
Baillie Gifford Overseas Growth Fun..	Delhivery Limited		\$16M
Pictet - Asian Equities (ex-Japan)	CRRC Corporation Limite..	New	\$14M
Vontobel Fund - mtx Sustainable A..	Samsung Engineering Co..		\$12M
BlackRock Global Funds - Asian Gro..	Shanghai International A..		(\$11M)
Pictet - Asian Equities (ex-Japan)	Ming Yang Smart Energy ..	Close	(\$11M)
Hermes Inv. Funds - Asia (ex-Japa..	COSCO SHIPPING Ports Li..		(\$13M)
Fidelity Funds SICAV - Sustainable ..	Grab Holdings Ltd. (Singa..		(\$17M)
Hermes Inv. Funds - Asia (ex-Japa..	Simple Technology Co. Lt..		(\$20M)
T Rowe Price New Asia Fund	Meituan Class B		(\$20M)
BlackRock Global Funds - Asian Dra..	Meituan Class B	Close	(\$21M)

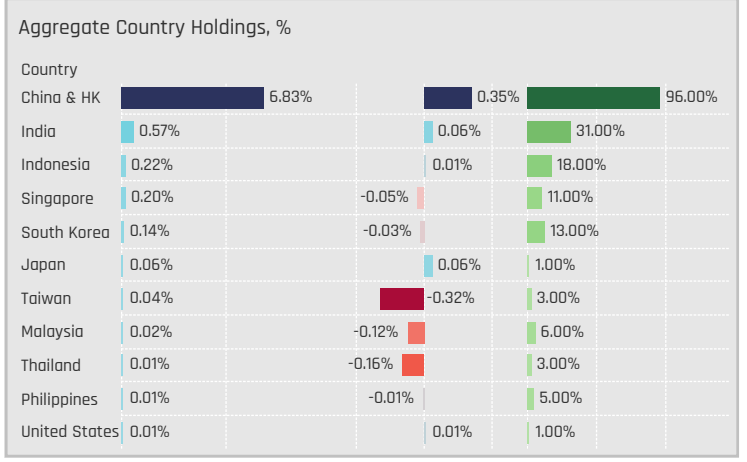


### Aggregate Stock Holdings Data, Ranked by Most Widely Held.

Ticker	Stock Name	Funds Invested %	Average Weight	Vs Benchmark	Fund AUM, \$
700-HK	Tencent Holdings Ltd.	87.00%	4.69%	0.07%	\$2,514M
NTESF-US	NetEase, Inc.	33.00%	0.73%	0.03%	\$245M
BIDU-US	Baidu Inc Sponsored ADR Clas..	30.00%	0.57%	-0.11%	\$334M
TLKM-ID	PT Telkom Indonesia (Persero..	16.00%	0.21%	0.00%	\$50M
532454-IN	Bharti Airtel Limited	16.00%	0.37%	-0.07%	\$149M
300059-CN	East Money Information Co., L..	12.00%	0.16%	0.12%	\$42M
Z74-SG	Singapore Telecommunicatio..	10.00%	0.20%	-0.06%	\$69M
6823-HK	HKT Trust and HKT Ltd	8.00%	0.10%	0.03%	\$31M
728-HK	China Telecom Corp. Ltd. Clas..	6.00%	0.13%	0.13%	\$93M
MMYT-US	MakeMyTrip Ltd.	4.00%	0.06%	0.06%	\$13M
IQ-US	iQIYI, Inc. Sponsored ADR Clas..	4.00%	0.05%	0.01%	\$38M
788-HK	China Tower Corp. Ltd. Class H	4.00%	0.02%	-0.05%	\$8M
505537-IN	Zee Entertainment Enterprise..	4.00%	0.04%	0.04%	\$38M
030000-KR	Cheil Worldwide Inc.	4.00%	0.04%	0.04%	\$8M
017670-KR	SK Telecom Co., Ltd.	4.00%	0.03%	0.03%	\$20M

### Top Stock Holdings, %

Fund Name	Ticker	Stock Name	Percentage
E Fund Asia Selected Stock Fund	700-HK	Tencent Holdings Ltd.	9.79%
Asian Equity Income Fund	941-HK	China Mobile Limited	8.67%
Nomura Fds. Ireland Plc - Asia (ex-Japa..	700-HK	Tencent Holdings Ltd.	8.10%
Nomura Asset Asia Open	700-HK	Tencent Holdings Ltd.	7.90%
Sydney Fjernosten	700-HK	Tencent Holdings Ltd.	7.73%
JPM Asset GIM Asian Equity Active Ope..	700-HK	Tencent Holdings Ltd.	7.64%
GS Funds - Asia Equity Portfolio	700-HK	Tencent Holdings Ltd.	7.44%
Nordea 1 - Asian Stars Equity Fund	700-HK	Tencent Holdings Ltd.	7.37%
Wellington Mgmt. Fds. (LU) - Asian Opp..	700-HK	Tencent Holdings Ltd.	7.36%
abrdn Sustainable Asian Opportunities..	700-HK	Tencent Holdings Ltd.	7.30%
Invesco Funds - Asia Opportunities Equ..	700-HK	Tencent Holdings Ltd.	7.19%
Mirabaud - Equities Asia (ex-Japan)	700-HK	Tencent Holdings Ltd.	7.14%
Alquity SICAV - Asia Fund	700-HK	Tencent Holdings Ltd.	7.09%
T Rowe Price Asia Opportunities Fund	700-HK	Tencent Holdings Ltd.	6.93%
Nordea Asian Stars Fund	700-HK	Tencent Holdings Ltd.	6.88%



### Top Country Holdings, %

Fund Name	Country	Percentage
Asian Equity Income Fund	China & HK	14.91%
Fullerton Lux Funds - Asia Focus Equiti..	China & HK	13.39%
GAM Star Fund Plc - Asian Equity	China & HK	12.16%
BlackRock Global Funds - Asian Growth..	China & HK	11.40%
Nomura Fds. Ireland Plc - Asia (ex-Japa..	China & HK	11.28%
GAM Multistock SICAV - Asia Focus Equ..	China & HK	11.04%
Value Partners High Dividend Stocks F..	China & HK	10.90%
Swedbank Robur Asienfond	China & HK	10.22%
Wellington Mgmt. Fds. (LU) - Asian Opp..	China & HK	10.17%
Handelsbanken Asien Tema	China & HK	10.12%
CompAM Fund - Cadence Strategic Asia	China & HK	9.81%
E Fund Asia Selected Stock Fund	China & HK	9.79%
Sydney Fjernosten	China & HK	9.71%
JPM Asset GIM Asian Equity Active Ope..	China & HK	9.47%
JPMorgan Funds - Asia Growth Fund	China & HK	9.46%

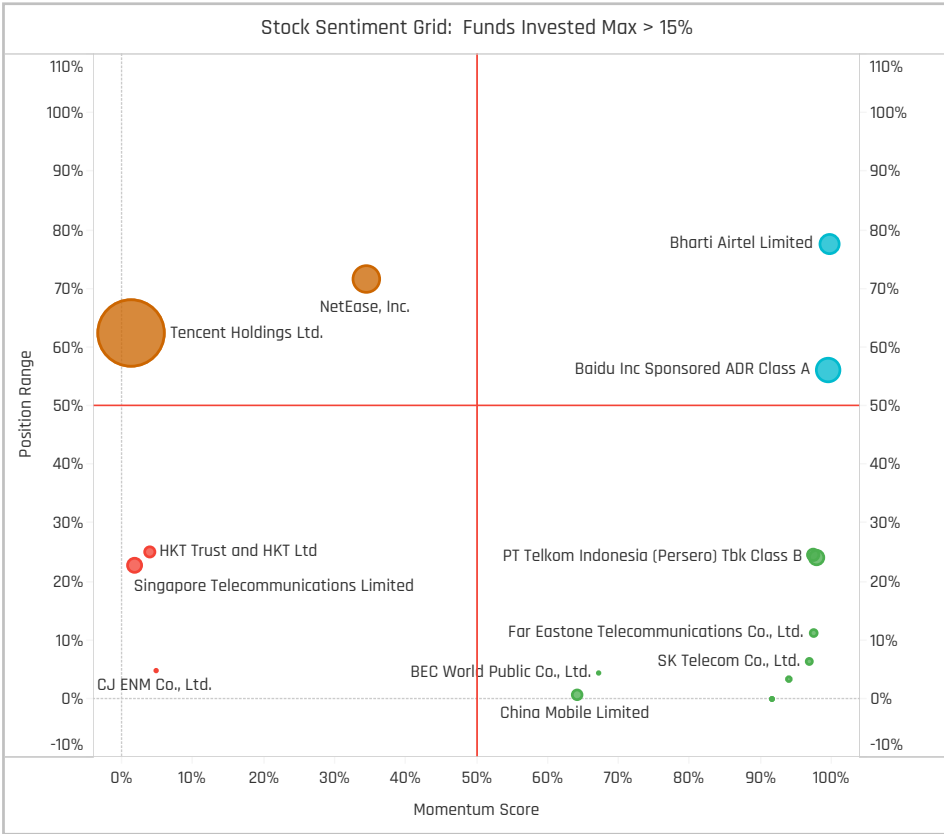
### Top Stock Holdings, \$

Fund Name	Ticker	Stock Name	Value
Schroder ISF - Asian Opportunities	700-HK	Tencent Holdings Ltd.	\$296M
Fidelity Inv. Funds - Asia Fund	700-HK	Tencent Holdings Ltd.	\$192M
Morgan Stanley Inv. Fds. - Asia Oppor..	700-HK	Tencent Holdings Ltd.	\$186M
T Rowe Price New Asia Fund	700-HK	Tencent Holdings Ltd.	\$157M
Hermes Inv. Funds - Asia (ex-Japan) E..	BIDU-US	Baidu Inc Sponsored AD..	\$138M
Fidelity Funds SICAV - Sustainable Asia..	700-HK	Tencent Holdings Ltd.	\$136M
iShares Tr. - MSCI All Country Asia ex-J..	700-HK	Tencent Holdings Ltd.	\$117M
Fidelity Funds SICAV - Asian Special Sit..	700-HK	Tencent Holdings Ltd.	\$110M
FTIF SICAV - Asian Growth Fund	700-HK	Tencent Holdings Ltd.	\$98M
Value Partners High Dividend Stocks F..	728-HK	China Telecom Corp. Ltd..	\$88M
JPMorgan Funds - Asia Growth Fund	700-HK	Tencent Holdings Ltd.	\$76M
Schroder Asian Growth Fund	700-HK	Tencent Holdings Ltd.	\$74M
E Fund Asia Selected Stock Fund	700-HK	Tencent Holdings Ltd.	\$65M
Pictet - Asian Equities (ex-Japan)	700-HK	Tencent Holdings Ltd.	\$60M
Baillie Gifford Overseas Growth Fund - ..	700-HK	Tencent Holdings Ltd.	\$47M

### Largest Changes in Fund Weight, %

Fund Name	New or C..	Change
Prusik Asia Fund		5.67%
Matthews Asia Funds - Asia (ex-..		3.09%
BlackRock Global Funds - Asian ..		3.02%
Nikko AM Global Umbrella Fund ..		2.57%
BlackRock Global Funds - Asian ..		2.45%
Robeco Capital Gr. Fds. - Asian S..		2.41%
BlackRock Asia Fund		2.39%
Allianz Global Investors Fund - E..		-2.46%
Pictet - Asian Equities (ex-Japan)		-2.49%
Skandia Asia		-2.84%
SEB Fund 2 - Asia (ex-Japan) Fu..		-3.52%
SEB Asia (ex-Japan) Fund		-3.57%
Invesco Funds - Asia Opportuniti..		-3.79%
Lansforsakringar Asienfonden		-4.10%

Ave Wgt Δ	Funds Invested Δ	Fund Flows, \$	Av Wgt vs AAXJ Δ	Funds O/W % Δ
-0.29%	-1.00%	\$109M	0.28%	0.00%



### Aggregate Stock Holdings Changes

Ticker	Stock Name	Funds Invested % Δ	Average Weight Δ	Fund Flows, \$
BIDU-US	Baidu Inc Sponsored ADR Clas..	4.00%	0.04%	\$61M
728-HK	China Telecom Corp. Ltd. Class..	3.00%	0.00%	(\$40M)
532454-IN	Bharti Airtel Limited	3.00%	0.13%	\$3M
IQ-US	iQIYI, Inc. Sponsored ADR Class..	2.00%	0.02%	\$42M
TLKM-ID	PT Telkom Indonesia (Persero) ..	2.00%	0.03%	(\$1M)
017670-KR	SK Telecom Co., Ltd.	1.00%	0.01%	\$17M
MAJOR-TH	Major Cineplex Group Public C..	1.00%	0.01%	\$4M
NTESF-US	NetEase, Inc.	-2.00%	0.10%	(\$10M)
WB-US	Weibo Corp. Sponsored ADR Cl..	-2.00%	-0.01%	\$2M
035760-KR	CJ ENM Co., Ltd.	-2.00%	0.00%	\$0M
030200-KR	KT Corporation	-2.00%	-0.01%	\$0M
Z74-SG	Singapore Telecommunication..	-3.00%	-0.04%	(\$26M)
6823-HK	HKT Trust and HKT Ltd	-3.00%	-0.02%	(\$1M)
700-HK	Tencent Holdings Ltd.	-3.00%	-0.62%	\$101M

### Largest Fund Flows, \$

Fund Name	New or Cl..	Flow
Fidelity Funds SICAV - Sustaina..		\$77M
Morgan Stanley Inv. Fds. - Asia..		\$47M
Hermes Inv. Funds - Asia (ex-J..		\$42M
Fidelity Funds SICAV - Asian Eq..		\$22M
T Rowe Price New Asia Fund		\$21M
Matthews Asia Funds - Asia (ex..		\$15M
BlackRock Global Funds - Asian ..		\$14M
Invesco Funds - Asia Opportuni..		(\$8M)
Swedbank Robur Asienfond		(\$8M)
BNP Paribas Funds - Asia ex-Ja..		(\$13M)
Pictet - Asian Equities (ex-Japa..		(\$25M)
Value Partners High Dividend S..		(\$28M)
Fidelity Inv. Funds - Asia Fund		(\$30M)
iShares Tr. - MSCI All Country A..		(\$33M)

### Largest Fund Level Changes in Stock Weight, %

Fund Name	Stock Name	New ..	Change
Prusik Asia Fund	Far Eastone Telecommun..	New	4.08%
Prusik Asia Fund	Bharti Airtel Limited	New	3.73%
LO Funds - Asia High Conviction	Baidu Inc Sponsored ADR..	New	2.70%
BlackRock Asia Fund	Baidu Inc Sponsored ADR..	New	2.58%
Nikko AM Global Umbrella Fund - A..	PB Fintech Limited	New	2.58%
Matthews Asia Funds - Asia (ex-Ja..	NetEase, Inc.	New	2.58%
BlackRock Global Funds - Asian Dr..	Baidu Inc Sponsored ADR..	New	2.53%
GAM Multistock SICAV - Asia Focus..	Tencent Music Entertain..	Close	-1.82%
Prusik Asia Fund	MakeMyTrip Ltd.	Close	-2.05%
Swedbank Robur Asienfond	Tencent Holdings Ltd.		-2.10%
Prusik Asia Fund	Tencent Holdings Ltd.	Close	-2.24%
LO Funds - Asia High Conviction	Tencent Holdings Ltd.		-2.33%
Allianz Global Investors Fund - Em..	Tencent Holdings Ltd.		-2.39%
Value Partners High Dividend Stock..	China Telecom Corp. Ltd. ..		-3.01%

### Aggregate Country Holding Changes

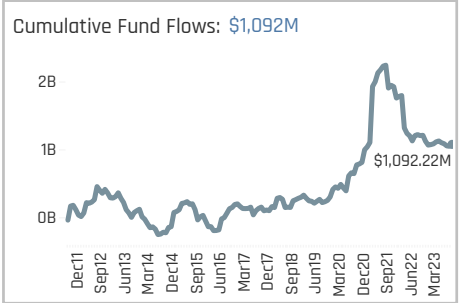
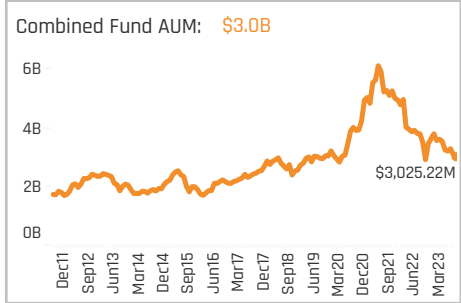
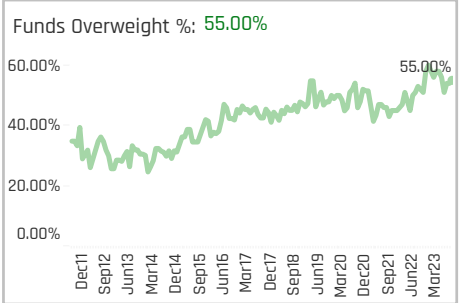
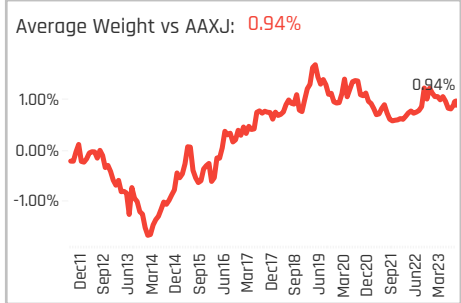
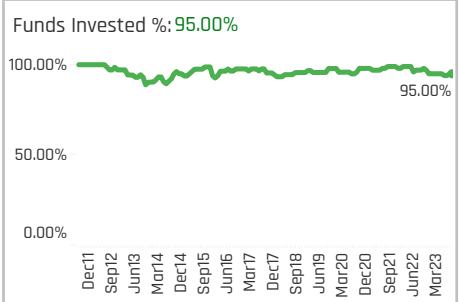
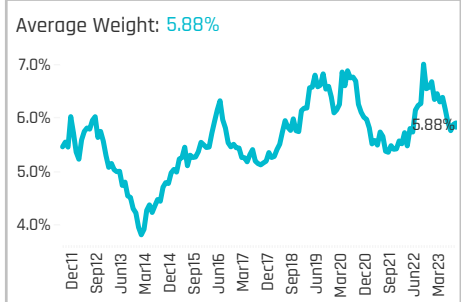
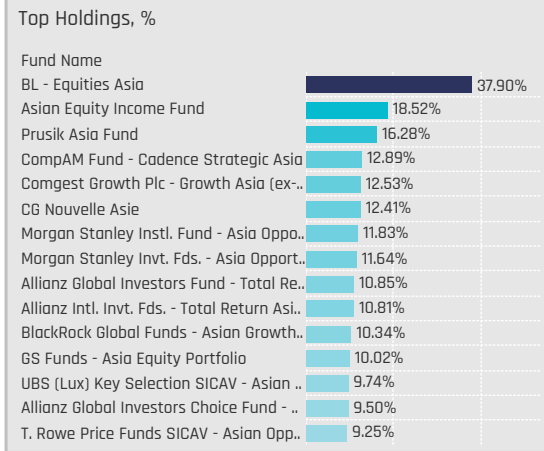
Country	Change	Funds Invested % Δ	Fund Flows, \$
Indonesia	3.00%	0.03%	(\$6M)
India	2.00%	0.20%	(\$5M)
Thailand	1.00%	0.01%	\$3M
Taiwan	1.00%	0.04%	\$0M
United States	0.00%	0.00%	\$0M
Sweden	0.00%	0.00%	\$0M
Sri Lanka	0.00%	0.00%	\$0M
Malaysia	0.00%	0.00%	\$0M
Japan	0.00%	0.00%	\$0M
Bangladesh	0.00%	0.00%	\$0M
Australia	0.00%	0.00%	\$0M
China & HK	-2.00%	-0.53%	\$125M
Singapore	-3.00%	-0.04%	(\$26M)
South Korea	-4.00%	0.00%	\$22M

### Largest Changes in Fund Country Weight, %

Fund Name	New o..	Country	Change
Prusik Asia Fund	New	Taiwan	4.08%
Robeco Capital Gr. Fds. - Asian Star..		China & HK	3.36%
Matthews Asia Funds - Asia (ex-Jap..		China & HK	3.09%
Nikko AM Global Umbrella Fund - Asi..	New	India	2.58%
TT International Funds Plc - Asia (ex..		India	2.35%
BlackRock Global Funds - Asian Drag..		China & HK	2.34%
BlackRock Asia Fund		China & HK	2.23%
SEB Fund 2 - Asia (ex-Japan) Fund		China & HK	-2.65%
SEB Asia (ex-Japan) Fund		China & HK	-2.68%
Skandia Asia		China & HK	-2.84%
Lansforsakringar Asienfonden		China & HK	-2.86%
Allianz Global Investors Fund - Emer..		China & HK	-2.93%
Invesco Funds - Asia Opportunities ..		China & HK	-3.79%
Value Partners High Dividend Stock..		China & HK	-3.81%

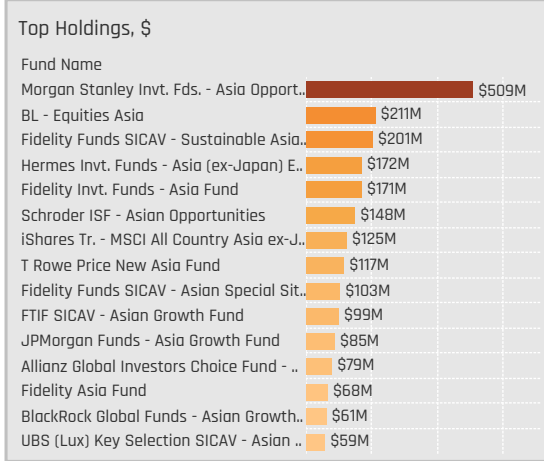
### Largest Fund Level Stock Inflows/Outflows, \$

Fund Name	Stock Name	New..	Flow
Fidelity Funds SICAV - Sustainable ..	Tencent Holdings Ltd.		\$77M
Morgan Stanley Inv. Fds. - Asia Op..	Tencent Holdings Ltd.		\$47M
Hermes Inv. Funds - Asia (ex-Japa..	iQIYI, Inc. Sponsored ADR ..	New	\$42M
Fidelity Funds SICAV - Asian Equity..	Tencent Holdings Ltd.		\$22M
T Rowe Price New Asia Fund	Baidu Inc Sponsored ADR..	New	\$21M
Hermes Inv. Funds - Asia (ex-Japa..	Baidu Inc Sponsored ADR..		\$19M
BlackRock Global Funds - Asian Dra..	Baidu Inc Sponsored ADR..	New	\$17M
LO Funds - Asia High Conviction	Tencent Holdings Ltd.		(\$13M)
iShares Tr. - MSCI All Country Asia ..	Tencent Holdings Ltd.		(\$15M)
Pictet - Asian Equities (ex-Japan)	Singapore Telecommunic..	Close	(\$20M)
Hermes Inv. Funds - Asia (ex-Japa..	China South Publishing & ..	Close	(\$22M)
Value Partners High Dividend Stock..	China Mobile Limited		(\$23M)
Fidelity Inv. Funds - Asia Fund	Tencent Holdings Ltd.		(\$25M)
Value Partners High Dividend Stock..	China Telecom Corp. Ltd. ..		(\$44M)



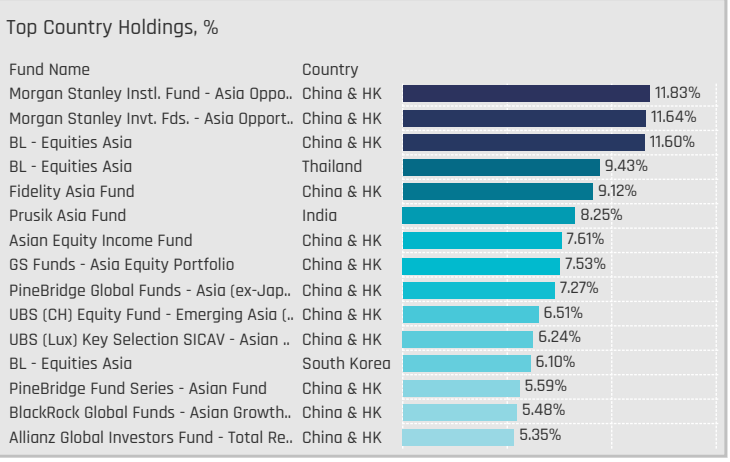
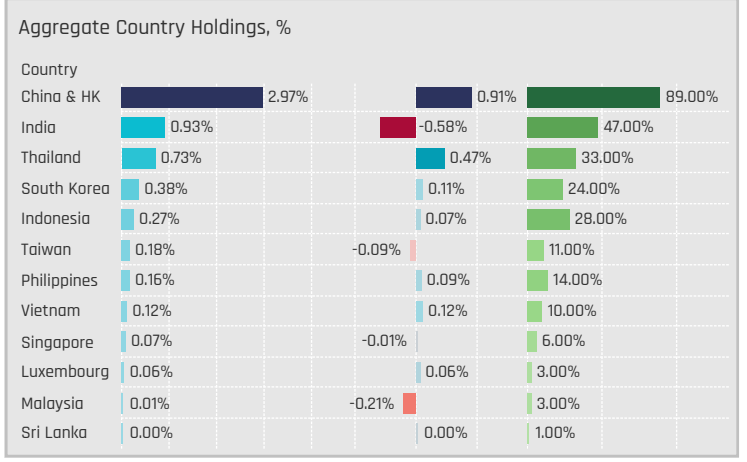
### Aggregate Stock Holdings Data, Ranked by Most Widely Held.

Ticker	Stock Name	Funds Invested %	Average Weight	Vs Benchmark	Fund AUM, \$
600519-CN	Kweichow Moutai Co., Ltd. Cla..	36.00%	0.94%	0.61%	\$590M
2319-HK	China Mengniu Dairy Co., Ltd.	26.00%	0.38%	0.20%	\$362M
500696-IN	Hindustan Unilever Limited	24.00%	0.42%	-0.01%	\$91M
CPALL-TH	CP All Public Co. Ltd.	21.00%	0.39%	0.22%	\$299M
532424-IN	Godrej Consumer Products Li..	13.00%	0.18%	0.10%	\$71M
CMRY-ID	PT Cisarua Mountain Dairy Tbk	12.00%	0.11%	0.11%	\$16M
600887-CN	Inner Mongolia Yili Industrial ..	12.00%	0.22%	0.20%	\$225M
Y92-SG	Thai Beverage Public Co., Ltd.	11.00%	0.24%	0.24%	\$118M
1876-HK	Budweiser Brewing Co. APAC ..	11.00%	0.12%	0.06%	\$141M
168-HK	Tsingtao Brewery Co., Ltd. Cla..	11.00%	0.16%	0.06%	\$104M
291-HK	China Resources Beer (Holdin..	9.00%	0.11%	-0.06%	\$89M
1216-TW	Uni-President Enterprises Car..	9.00%	0.12%	-0.07%	\$26M
051900-KR	LG H&H Co., Ltd.	9.00%	0.12%	0.06%	\$23M
AMRT-ID	PT Sumber Alfaria Trijaya	8.00%	0.08%	0.02%	\$21M
603288-CN	Foshan Haitian Flavouring & F..	8.00%	0.09%	0.06%	\$111M



### Top Stock Holdings, %

Fund Name	Ticker	Stock Name	Weight (%)
Fidelity Asia Fund	600519-CN	Kweichow Moutai Co., ..	9.12%
GS Funds - Asia Equity Portfolio	600519-CN	Kweichow Moutai Co., ..	6.03%
Prusik Asia Fund	531642-IN	Marico Limited	5.16%
Morgan Stanley Instl. Fund - Asia Oppo..	600519-CN	Kweichow Moutai Co., ..	4.76%
Allianz Global Investors Fund - Total Re..	600519-CN	Kweichow Moutai Co., ..	4.70%
Morgan Stanley Invt. Fds. - Asia Opport..	600519-CN	Kweichow Moutai Co., ..	4.69%
Allianz Intl. Invt. Fds. - Total Return Asi..	600519-CN	Kweichow Moutai Co., ..	4.68%
CompAM Fund - Cadence Strategic Asia	532424-IN	Godrej Consumer Prod..	4.58%
BL - Equities Asia	600519-CN	Kweichow Moutai Co., ..	4.42%
Allianz Global Investors Fund - Total Re..	CPALL-TH	CP All Public Co. Ltd.	4.33%
Allianz Intl. Invt. Fds. - Total Return Asi..	CPALL-TH	CP All Public Co. Ltd.	4.31%
BL - Equities Asia	Y92-SG	Thai Beverage Public ..	4.16%
CompAM Fund - Cadence Strategic Asia	Y92-SG	Thai Beverage Public ..	4.10%
CG Nouvelle Asie	600887-CN	Inner Mongolia Yili Ind..	3.81%
Comgest Growth Plc - Growth Asia (ex-..)	600887-CN	Inner Mongolia Yili Ind..	3.77%



### Top Stock Holdings, \$

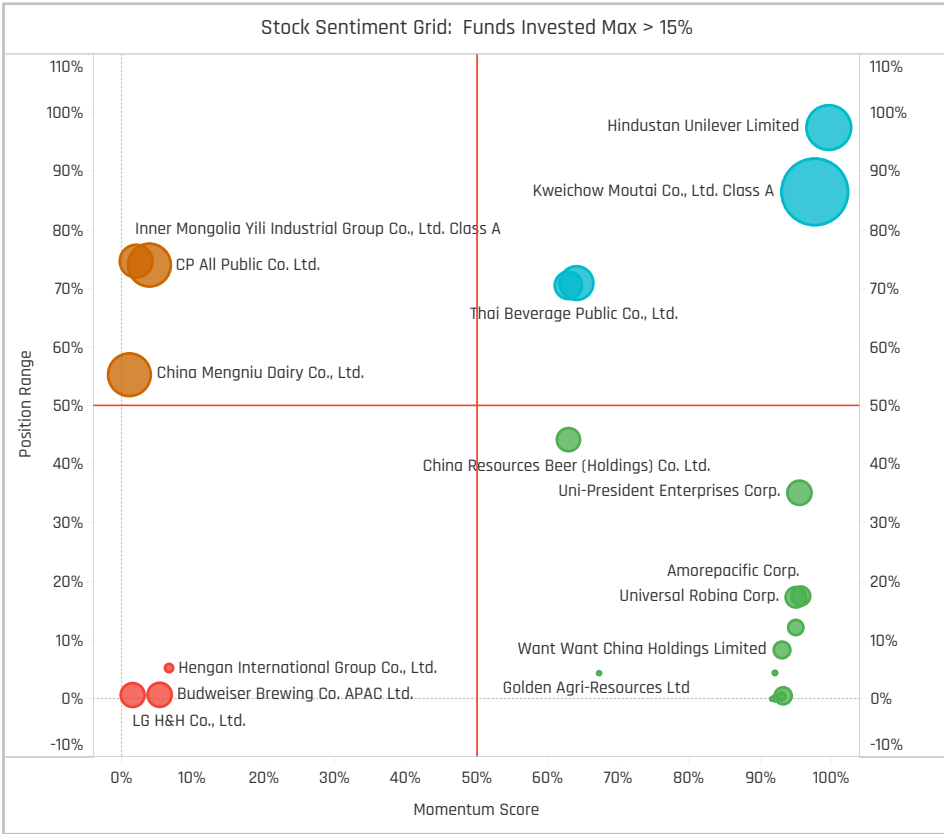
Fund Name	Ticker	Stock Name	Value (\$)
Morgan Stanley Invt. Fds. - Asia Opport..	600519-C..	Kweichow Moutai Co., Lt..	\$205M
Morgan Stanley Invt. Fds. - Asia Opport..	603288-..	Foshan Haitian Flavouri..	\$97M
Hermes Invt. Funds - Asia (ex-Japan) E..	600887-..	Inner Mongolia Yili Indus..	\$90M
Schroder ISF - Asian Opportunities	2319-HK	China Mengniu Dairy Co..	\$84M
Fidelity Funds SICAV - Sustainable Asia..	CPALL-TH	CP All Public Co. Ltd.	\$79M
Morgan Stanley Invt. Fds. - Asia Opport..	291-HK	China Resources Beer (H..	\$74M
Fidelity Invt. Funds - Asia Fund	600519-C..	Kweichow Moutai Co., Lt..	\$72M
Fidelity Asia Fund	600519-C..	Kweichow Moutai Co., Lt..	\$68M
Fidelity Funds SICAV - Sustainable Asia..	2319-HK	China Mengniu Dairy Co..	\$65M
Schroder ISF - Asian Opportunities	1876-HK	Budweiser Brewing Co. ..	\$64M
Morgan Stanley Invt. Fds. - Asia Opport..	168-HK	Tsingtao Brewery Co., Lt..	\$63M
Hermes Invt. Funds - Asia (ex-Japan) E..	322-HK	Tingyi (Cayman Islands) ..	\$60M
Fidelity Funds SICAV - Sustainable Asia..	Y92-SG	Thai Beverage Public Co..	\$56M
Morgan Stanley Invt. Fds. - Asia Opport..	600887-..	Inner Mongolia Yili Indus..	\$55M
Fidelity Invt. Funds - Asia Fund	2319-HK	China Mengniu Dairy Co..	\$47M



### Largest Changes in Fund Weight, %

Fund Name	New or C..	Change
T. Rowe Price Funds SICAV - Asi..		1.57%
T Rowe Price Asia Opportunities ..		1.46%
Baring International Umbrella F..		1.43%
SEB Fund 2 - Asia (ex-Japan) Fu..		1.37%
SEB Asia (ex-Japan) Fund		1.36%
T. Rowe Price Fds. OEIC - Asian O..		1.26%
Eastspring Investments - Asian ..		1.12%
Morgan Stanley Inv. Fds. - Asia ..		-2.23%
Morgan Stanley Instl. Fund - Asi..		-2.37%
Natixis Intl. Fds. (Lux) I - Natixis ..		-2.40%
Nikko AM Global Umbrella Fund ..		-2.54%
LO Funds - Asia High Conviction		-3.28%
Nomura Fds. Ireland Plc - Asia (e..		-3.97%
Sydivest Fjernosten		-4.10%

Ave Wgt Δ	Funds Invested Δ	Fund Flows, \$	Av Wgt vs AAXJ Δ	Funds O/W % Δ
-0.43%	0.00%	(\$37M)	-0.06%	-3.00%



### Aggregate Stock Holdings Changes

Ticker	Stock Name	Funds Invested % Δ	Average Weight Δ	Fund Flows, \$
AMRT-ID	PT Sumber Alfaria Trijaya	5.00%	0.06%	\$11M
500696-IN	Hindustan Unilever Limited	3.00%	0.08%	\$9M
271560-KR	ORION CORP.	2.00%	0.02%	\$9M
ITC.F-TH	i-Tail Corporation Public Comp..	2.00%	0.02%	\$16M
192820-KR	COSMAX, Inc.	2.00%	0.01%	\$3M
500790-IN	Nestle India Ltd.	2.00%	0.04%	\$5M
1216-TW	Uni-President Enterprises Corp.	2.00%	0.00%	\$0M
051900-KR	LG H&H Co., Ltd.	-2.00%	-0.04%	(\$1M)
600887-CN	Inner Mongolia Yili Industrial G..	-2.00%	-0.02%	\$40M
2319-HK	China Mengniu Dairy Co., Ltd.	-2.00%	-0.09%	(\$11M)
UNVR-ID	PT Unilever Indonesia Tbk	-3.00%	-0.03%	(\$17M)
000858-CN	Wuliangye Yibin Co., Ltd. Class..	-3.00%	-0.08%	(\$7M)
603288-CN	Foshan Haitian Flavouring & F..	-4.00%	-0.13%	(\$7M)
322-HK	Tingyi (Cayman Islands) Holdin..	-4.00%	-0.04%	(\$15M)

### Largest Fund Flows, \$

Fund Name	New or Cl..	Flow
Hermes Inv. Funds - Asia (ex-J..		\$37M
Fidelity Funds SICAV - Sustaina..		\$23M
Pictet - Asian Equities (ex-Japa..		\$21M
Schroder Asian Growth Fund		\$16M
Morgan Stanley Inv. Fds. - Asia..		\$10M
UBS (Lux) Key Selection SICAV ..		\$9M
Allianz Global Investors Fund - ..		\$8M
Nomura Fds. Ireland Plc - Asia (..		(\$9M)
BlackRock Global Funds - Asian ..		(\$13M)
Sydivest Fjernosten		(\$14M)
LO Funds - Asia High Conviction		(\$19M)
Fidelity Inv. Funds - Asia Fund		(\$20M)
iShares Tr. - MSCI All Country A..		(\$26M)
T Rowe Price New Asia Fund		(\$44M)

### Largest Fund Level Changes in Stock Weight, %

Fund Name	Stock Name	New ..	Change
Prusik Asia Fund	Marico Limited	New	5.16%
Prusik Asia Fund	Hindustan Unilever Limit..	New	3.09%
Prusik Asia Fund	Universal Robina Corp.	New	2.53%
Prusik Asia Fund	Yifeng Pharmacy Chain Co..	New	2.12%
SEB Asia (ex-Japan) Fund	Nestle India Ltd.	New	1.97%
SEB Fund 2 - Asia (ex-Japan) Fund	Nestle India Ltd.	New	1.97%
HSBC GIF - Asia (ex-Japan) Equity	Hindustan Unilever Limit..	New	1.97%
Nikko AM Global Umbrella Fund - A..	Foshan Haitian Flavourin..	Close	-1.95%
Nomura Fds. Ireland Plc - Asia (ex..	Fujian Anjoy Foods Co. Lt..	Close	-2.28%
HSBC GIF - Asia (ex-Japan) Equity	Wuliangye Yibin Co., Ltd. ..	Close	-2.76%
Prusik Asia Fund	Masan Group Corporation	Close	-2.91%
Prusik Asia Fund	Kweichow Moutai Co., Lt..	Close	-3.09%
Prusik Asia Fund	Proya Cosmetics Co., Ltd..	Close	-3.30%
Prusik Asia Fund	Wuliangye Yibin Co., Ltd. ..	Close	-3.72%

### Aggregate Country Holding Changes

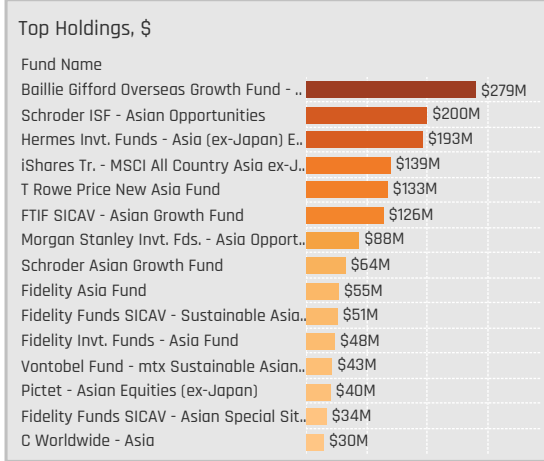
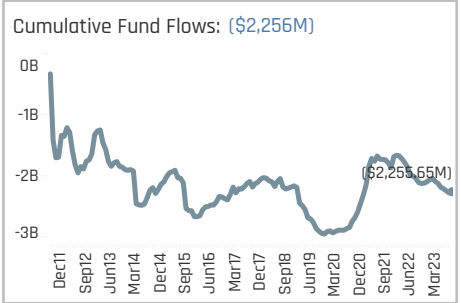
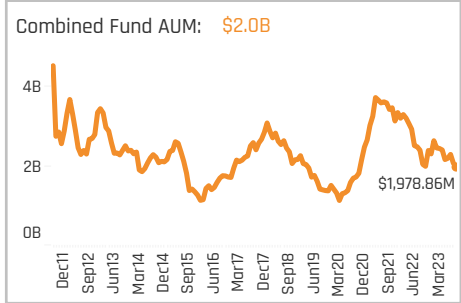
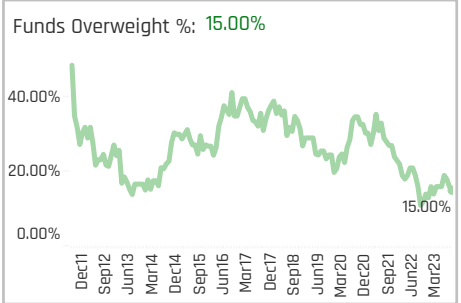
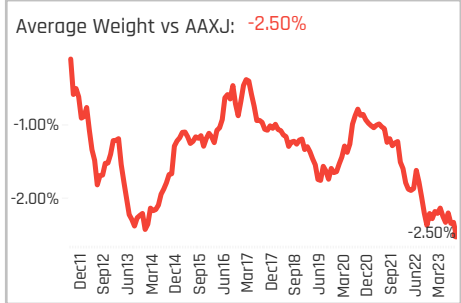
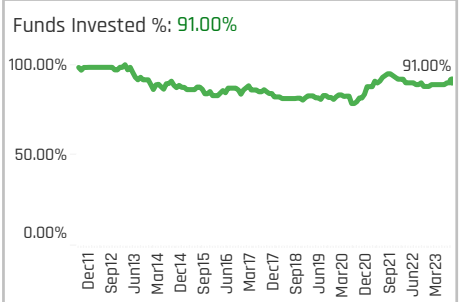
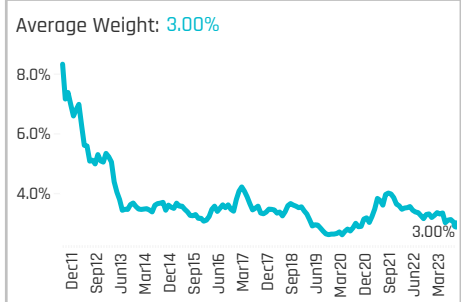
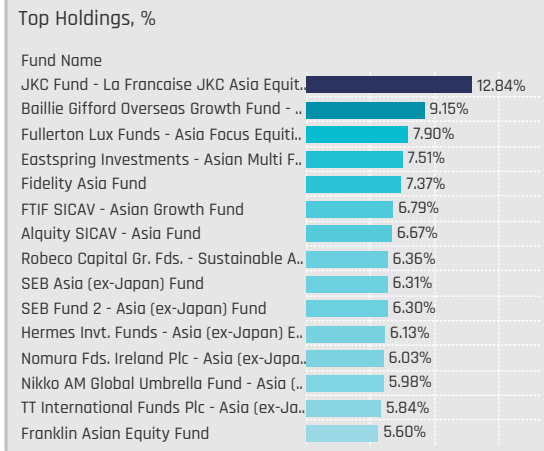
Country	Change	Flow
Taiwan	2.00%	\$0M
India	2.00%	(\$4M)
Thailand	1.00%	(\$1M)
Philippines	1.00%	\$2M
Indonesia	1.00%	(\$5M)
China & HK	1.00%	(\$18M)
South Korea	1.00%	\$12M
Malaysia	0.00%	(\$2M)
Luxembourg	0.00%	(\$5M)
Japan	0.00%	
Bangladesh	0.00%	
Australia	0.00%	
Singapore	-1.00%	(\$3M)
Vietnam	-2.00%	(\$15M)

### Largest Changes in Fund Country Weight, %

Fund Name	New o..	Country	Change
Prusik Asia Fund		India	6.73%
Prusik Asia Fund		Philippines	2.53%
SEB Asia (ex-Japan) Fund		India	1.97%
SEB Fund 2 - Asia (ex-Japan) Fund		India	1.97%
HSBC GIF - Asia (ex-Japan) Equity		India	1.97%
Matthews Asia Funds - Asia (ex-Jap..		China & HK	1.82%
T. Rowe Price Funds SICAV - Asian O..		Indonesia	1.59%
Morgan Stanley Instl. Fund - Asia O..		China & HK	-2.37%
Sydivest Fjernosten		China & HK	-2.50%
Nikko AM Global Umbrella Fund - Asi..		China & HK	-2.54%
Nomura Fds. Ireland Plc - Asia (ex-J..		China & HK	-2.75%
Prusik Asia Fund	Close	Vietnam	-2.91%
LO Funds - Asia High Conviction		China & HK	-3.15%
Prusik Asia Fund		China & HK	-8.36%

### Largest Fund Level Stock Inflows/Outflows, \$

Fund Name	Stock Name	New..	Flow
Hermes Inv. Funds - Asia (ex-Japa..	Inner Mongolia Yili Indust..		\$44M
Morgan Stanley Inv. Fds. - Asia Op..	Kweichow Moutai Co., Lt..		\$28M
Pictet - Asian Equities (ex-Japan)	Yixintang Pharmaceutical..	New	\$21M
Fidelity Funds SICAV - Sustainable ..	China Mengniu Dairy Co., ..		\$18M
Schroder Asian Growth Fund	Taly Bread Co., Ltd. Class..	New	\$14M
BlackRock Global Funds - Asian Gro..	Kweichow Moutai Co., Lt..	New	\$9M
UBS (Lux) Key Selection SICAV - Asi..	i-Tail Corporation Public ..	New	\$9M
LO Funds - Asia High Conviction	China Mengniu Dairy Co., ..	Close	(\$9M)
HSBC GIF - Asia (ex-Japan) Equity	Wuliangye Yibin Co., Ltd. ..	Close	(\$10M)
T Rowe Price New Asia Fund	CP All Public Co. Ltd.		(\$11M)
T Rowe Price New Asia Fund	Tingyi (Cayman Islands) ..	Close	(\$12M)
T Rowe Price New Asia Fund	PT Unilever Indonesia Tbk	Close	(\$12M)
Morgan Stanley Inv. Fds. - Asia Op..	China Resources Beer (H..		(\$14M)
Morgan Stanley Inv. Fds. - Asia Op..	Tsingtao Brewery Co., Ltd..		(\$16M)

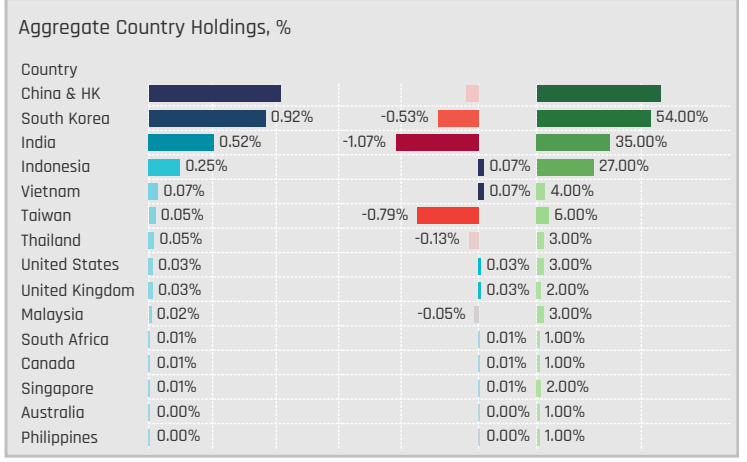


### Aggregate Stock Holdings Data, Ranked by Most Widely Held.

Ticker	Stock Name	Funds Invested %	Average Weight	Vs Benchmark	Fund AUM, \$
051910-KR	LG Chem Ltd.	36.00%	0.53%	0.21%	\$312M
2899-HK	Zijin Mining Group Co., Ltd. Cl.	15.00%	0.24%	0.09%	\$162M
AVIA-ID	PT Avia Avian Tbk	11.00%	0.06%	0.06%	\$83M
BZ-US	Kanzhun Ltd. Sponsored ADR	10.00%	0.09%	0.03%	\$53M
002271-CN	Beijing Oriental Yuhong Wate..	9.00%	0.14%	0.14%	\$47M
532538-IN	UltraTech Cement Limited	8.00%	0.08%	-0.12%	\$73M
300285-CN	Shandong Sinocera Functiona..	8.00%	0.04%	0.04%	\$43M
014680-KR	Hansol Chemical Co., Ltd	8.00%	0.11%	0.11%	\$34M
500440-IN	Hindalco Industries Limited	6.00%	0.10%	-0.03%	\$70M
051915-KR	LG Chem Ltd Pfd Registered ..	6.00%	0.09%	0.06%	\$15M
SMGR-ID	PT Semen Indonesia (Persero)..	5.00%	0.04%	0.01%	\$34M
MDKA-ID	PT Merdeka Copper Gold Tbk	5.00%	0.04%	0.00%	\$68M
INCO-ID	PT Vale Indonesia Tbk	5.00%	0.04%	0.02%	\$10M
914-HK	Anhui Conch Cement Compan..	5.00%	0.05%	0.00%	\$16M
1772-HK	Ganfeng Lithium Group Co., Lt..	5.00%	0.03%	0.00%	\$8M

### Top Stock Holdings, %

Fund Name	Ticker	Stock Name	Percentage
JKC Fund - La Francaise JKC Asia Equit..	300596-CN	Rianlon Corp. Class A	5.14%
JKC Fund - La Francaise JKC Asia Equit..	2899-HK	Zijin Mining Group Co...	4.89%
Fidelity Asia Fund	603737-CN	SKSHU Paint Co., Ltd. ..	3.93%
CG Nouvelle Asie	051910-KR	LG Chem Ltd.	3.91%
Comgest Growth Plc - Growth Asia (ex-..	051910-KR	LG Chem Ltd.	3.89%
Fidelity Asia Fund	002271-CN	Beijing Oriental Yuhon..	3.44%
Robeco Capital Gr. Fds. - Sustainable A..	000786-CN	Beijing New Building ..	3.37%
Nomura Asset Asia Open	2899-HK	Zijin Mining Group Co...	3.22%
Robeco Capital Gr. Fds. - Asian Stars E..	000786-CN	Beijing New Building ..	2.99%
Robeco Capital Gr. Fds. - Sustainable A..	051915-KR	LG Chem Ltd Pfd Regi..	2.99%
Alquity SICAV - Asia Fund	9958-TW	Century Iron & Steel I..	2.85%
JKC Fund - La Francaise JKC Asia Equit..	014680-KR	Hansol Chemical Co., L..	2.82%
Nomura Fds. Ireland Plc - Asia (ex-Japa..	005490-KR	POSCO Holdings Inc.	2.69%
Pictet - Asian Equities (ex-Japan)	500440-IN	Hindalco Industries Li..	2.63%
AB FCP I - Asia (ex-Japan) Equity Partf..	2899-HK	Zijin Mining Group Co...	2.62%



### Top Country Holdings, %

Fund Name	Country	Percentage
JKC Fund - La Francaise JKC Asia Equit..	China & HK	10.02%
Fidelity Asia Fund	China & HK	7.37%
SEB Asia (ex-Japan) Fund	India	4.71%
SEB Fund 2 - Asia (ex-Japan) Fund	India	4.71%
Baillie Gifford Overseas Growth Fund - ..	China & HK	4.61%
TT International Funds Plc - Asia (ex-Ja..	South Korea	3.98%
AB FCP I - Asia (ex-Japan) Equity Partf..	China & HK	3.97%
CG Nouvelle Asie	South Korea	3.91%
Comgest Growth Plc - Growth Asia (ex-..	South Korea	3.89%
KBC Equity Fund - New Asia	China & HK	3.80%
Hermes Invt. Funds - Asia (ex-Japan) E..	South Korea	3.71%
PineBridge Fund Series - Asian Fund	South Korea	3.59%
Vantobel Fund - mtx Sustainable Asian..	China & HK	3.54%
Robeco Capital Gr. Fds. - Sustainable A..	China & HK	3.37%
Nomura Asset Asia Open	China & HK	3.22%

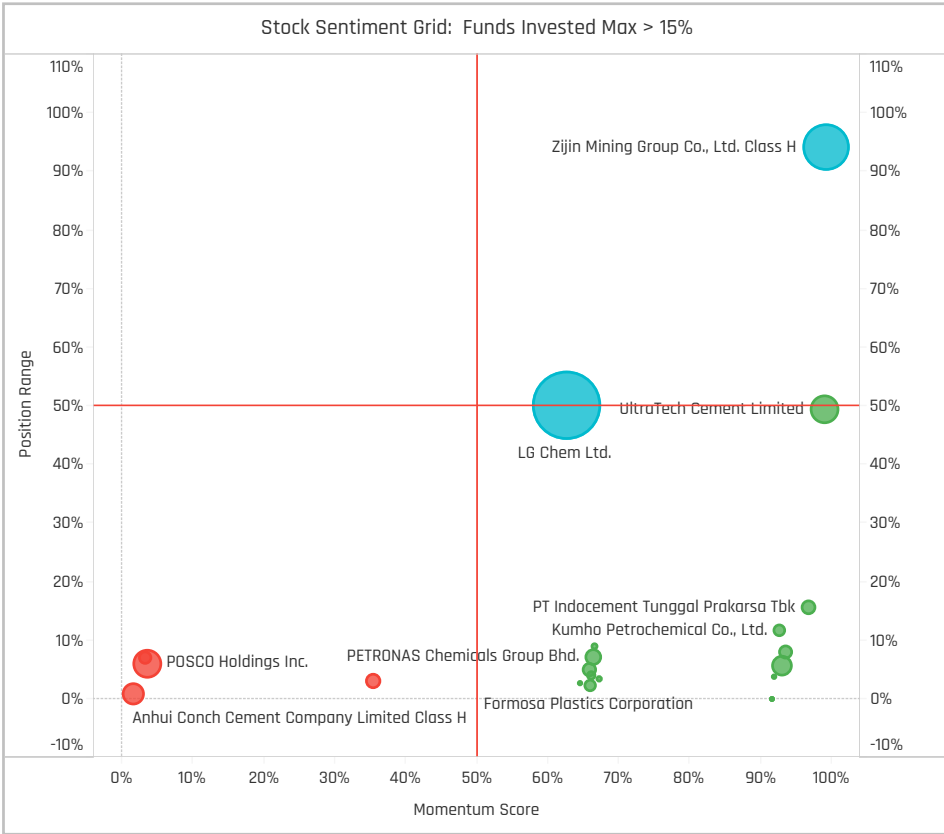
### Top Stock Holdings, \$

Fund Name	Ticker	Stock Name	Value
Schroder ISF - Asian Opportunities	051910-KR	LG Chem Ltd.	\$111M
Schroder ISF - Asian Opportunities	RIO-GB	Rio Tinto plc	\$89M
Baillie Gifford Overseas Growth Fund - ..	2899-HK	Zijin Mining Group Co., Lt..	\$74M
Baillie Gifford Overseas Growth Fund - ..	1208-HK	MMG Ltd.	\$67M
Baillie Gifford Overseas Growth Fund - ..	MDKA-ID	PT Merdeka Copper Gold..	\$64M
Morgan Stanley Invt. Fds. - Asia Opport..	500387-IN	Shree Cement Limited	\$53M
T Rowe Price New Asia Fund	HPG-VN	Hoa Phat Group JSC	\$44M
Hermes Invt. Funds - Asia (ex-Japan) E..	004020-..	Hyundai Steel Company	\$44M
Hermes Invt. Funds - Asia (ex-Japan) E..	3323-HK	China National Building ..	\$37M
Hermes Invt. Funds - Asia (ex-Japan) E..	004000-..	LOTTE Fine Chemical Co...	\$37M
Hermes Invt. Funds - Asia (ex-Japan) E..	011780-KR	Kumho Petrochemical C..	\$36M
Morgan Stanley Invt. Fds. - Asia Opport..	AVIA-ID	PT Avia Avian Tbk	\$35M
Hermes Invt. Funds - Asia (ex-Japan) E..	3983-HK	China BlueChemical Ltd...	\$35M
Baillie Gifford Overseas Growth Fund - ..	HPG-VN	Hoa Phat Group JSC	\$35M
Fidelity Invt. Funds - Asia Fund	532538-IN	UltraTech Cement Limite..	\$34M

### Largest Changes in Fund Weight, %

Fund Name	New or C..	Change
JPM Asset GIM Asian Equity Acti..	New	2.58%
BL - Equities Asia	New	2.49%
Alquity SICAV - Asia Fund		1.96%
Nikko AM Global Umbrella Fund ..		1.48%
T Rowe Price New Asia Fund		1.37%
Nomura Fds. Ireland Plc - Asia (e..		1.35%
Fidelity Funds SICAV - Asian Equ..		1.34%
Handelsbanken Asien Tema		-1.77%
C Worldwide - Asia		-1.83%
UBS (CH) Equity Fund - Emergin..		-2.19%
Invesco Funds - Asia Opportuniti..		-3.26%
Baillie Gifford Overseas Growth ..		-4.05%
TT International Funds Plc - Asia..		-4.38%
Prusik Asia Fund	Close	-9.05%

Ave Wgt Δ	Funds Invested Δ	Fund Flows, \$	Av Wgt vs AAXJ Δ	Funds O/W % Δ
-0.36%	2.00%	(\$168M)	-0.37%	-1.00%



### Aggregate Stock Holdings Changes

Ticker	Stock Name	Funds Invested % Δ	Average Weight Δ	Fund Flows, \$
BZ-US	Kanzhun Ltd. Sponsored ADR	6.00%	0.05%	\$11M
2899-HK	Zijin Mining Group Co., Ltd. Cla..	4.00%	0.03%	\$44M
ALB-US	Albemarle Corporation	3.00%	0.03%	\$16M
532538-IN	UltraTech Cement Limited	2.00%	0.04%	\$8M
INTP-ID	PT Indocement Tunggol Prakar..	2.00%	0.01%	\$3M
500470-IN	Tata Steel Limited	1.00%	0.02%	\$2M
TOA-TH	TOA Paint (Thailand) Public Co..	1.00%	0.02%	\$14M
524208-IN	AARTI Industries Ltd	-2.00%	-0.02%	(\$5M)
3323-HK	China National Building Materi..	-2.00%	-0.01%	\$23M
000792-CN	Qinghai Salt Lake Industry Co,...	-2.00%	-0.02%	(\$3M)
914-HK	Anhui Conch Cement Compan..	-2.00%	-0.04%	(\$3M)
014680-KR	Hansol Chemical Co., Ltd	-2.00%	-0.07%	(\$7M)
005490-KR	POSCO Holdings Inc.	-2.00%	-0.04%	(\$62M)
000408-CN	Zangge Holding Company Limi..	-3.00%	-0.03%	(\$5M)

### Largest Fund Flows, \$

Fund Name	New or Cl..	Flow
T Rowe Price New Asia Fund		\$34M
BL - Equities Asia	New	\$14M
Fidelity Funds SICAV - Sustaina..		\$13M
Fidelity Funds SICAV - Asian Eq..		\$13M
Vontobel Fund - mtX Sustainab..		\$9M
JPM Asset GIM Asian Equity Ac..	New	\$9M
T. Rowe Price Funds SICAV - Asi..		\$8M
Fidelity Invst. Funds - Asia Fund		(\$12M)
Pictet - Asian Equities (ex-Japa..		(\$14M)
Value Partners High Dividend S..		(\$16M)
iShares Tr. - MSCI All Country A..		(\$21M)
Schroder ISF - Asian Opportunit..		(\$29M)
Morgan Stanley Invst. Fds. - Asia..		(\$47M)
Baillie Gifford Overseas Growth ..		(\$69M)

### Largest Fund Level Changes in Stock Weight, %

Fund Name	Stock Name	New ..	Change
BL - Equities Asia	TOA Paint (Thailand) Publ..	New	2.49%
JPM Asset GIM Asian Equity Active..	LG Chem Ltd.	New	1.61%
Nomura Fds. Ireland Plc - Asia (ex..	UltraTech Cement Limited	New	1.55%
Nikko AM Global Umbrella Fund - A..	PT Merdeka Battery Mate..	New	1.54%
Fidelity Funds SICAV - Asian Equit..	Zijin Mining Group Co., Lt..	New	1.46%
Alquity SICAV - Asia Fund	Century Iron & Steel Indu..		1.39%
LO Funds - Asia High Conviction	UltraTech Cement Limited	New	1.30%
Hermes Invst. Funds - Asia (ex-Japa..	POSCO Holdings Inc.	Close	-1.62%
UBS (CH) Equity Fund - Asia (USD)	LG Chem Ltd.	Close	-1.69%
Carnegie Asia	Anhui Conch Cement Co..	Close	-1.75%
JKC Fund - La Francaise JKC Asia ..	Hansol Chemical Co., Ltd		-1.99%
Invesco Funds - Asia Opportunities..	Zijin Mining Group Co., Lt..		-2.09%
Prusik Asia Fund	LG Chem Ltd.	Close	-3.52%
Prusik Asia Fund	POSCO Holdings Inc.	Close	-9.20%

### Aggregate Country Holding Changes

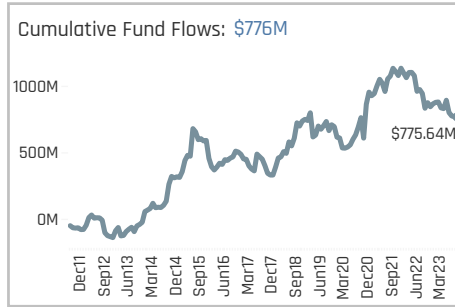
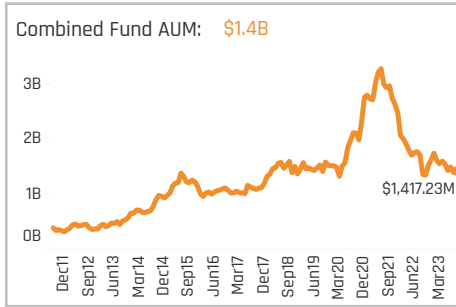
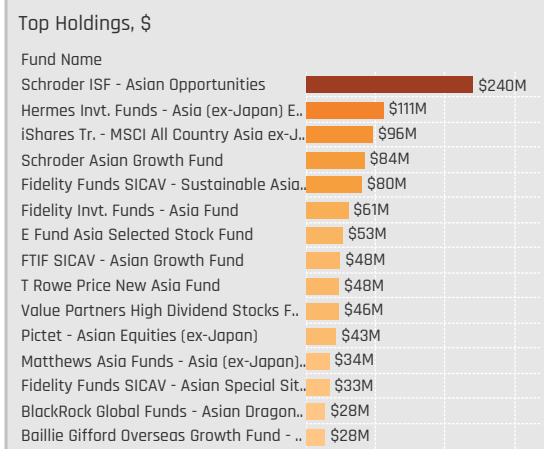
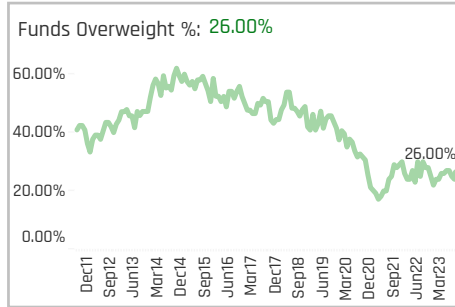
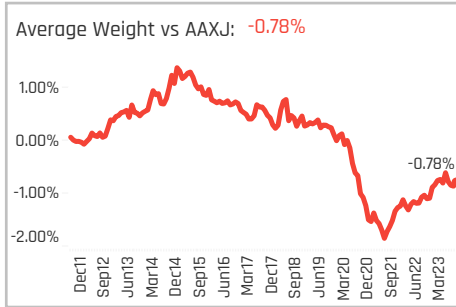
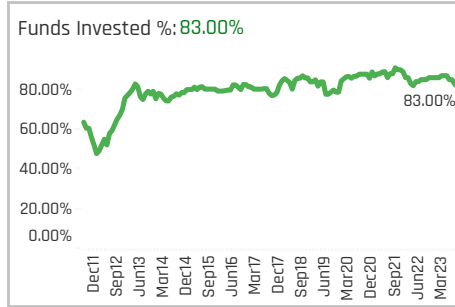
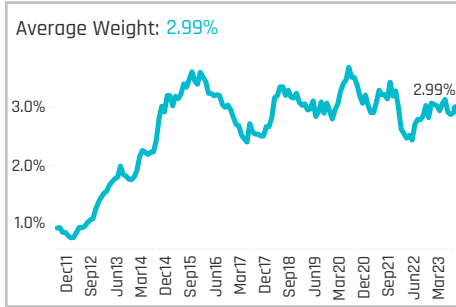
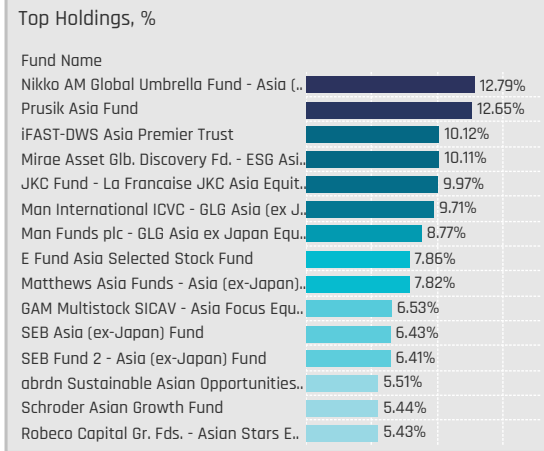
Country	Change	Flow
United States	3.00%	\$13M
Malaysia	1.00%	(\$3M)
India	1.00%	(\$92M)
Vietnam	0.00%	\$6M
United Kingdom	0.00%	(\$20M)
Taiwan	0.00%	(\$5M)
South Africa	0.00%	\$0M
Brazil	0.00%	
Bangladesh	0.00%	
Philippines	-1.00%	(\$1M)
Thailand	-1.00%	\$44M
South Korea	-1.00%	(\$65M)
China & HK	-1.00%	\$7M
Australia	-3.00%	(\$45M)

### Largest Changes in Fund Country Weight, %

Fund Name	New o..	Country	Change
BL - Equities Asia	New	Thailand	2.49%
JPM Asset GIM Asian Equity Active ..	New	South Korea	1.61%
Nomura Fds. Ireland Plc - Asia (ex-J..	New	India	1.55%
Alquity SICAV - Asia Fund		Taiwan	1.39%
Fidelity Funds SICAV - Asian Equity ..		China & HK	1.35%
BlackRock Global Funds - Asian Gra..	New	United States	1.14%
Invesco Funds - Asia Asset Allocatio..		South Korea	1.13%
Carnegie Asia	Close	China & HK	-1.75%
JKC Fund - La Francaise JKC Asia E..	Close	South Korea	-1.99%
SEB Fund 2 - Asia (ex-Japan) Fund	Close	China & HK	-2.33%
SEB Asia (ex-Japan) Fund	Close	China & HK	-2.35%
TT International Funds Plc - Asia (ex..		South Korea	-2.51%
Invesco Funds - Asia Opportunities ..		China & HK	-3.26%
Prusik Asia Fund	Close	South Korea	-7.72%

### Largest Fund Level Stock Inflows/Outflows, \$

Fund Name	Stock Name	New..	Flow
Hermes Invst. Funds - Asia (ex-Japa..	China National Building ..		\$33M
T Rowe Price New Asia Fund	Siam Cement Public Co. ...	New	\$27M
Fidelity Funds SICAV - Sustainable ..	Zijin Mining Group Co., Lt..	New	\$27M
Fidelity Funds SICAV - Asian Equity..	Zijin Mining Group Co., Lt..	New	\$15M
BL - Equities Asia	TOA Paint (Thailand) Publ..	New	\$14M
Hermes Invst. Funds - Asia (ex-Japa..	Hyundai Steel Company		\$12M
Vontobel Fund - mtX Sustainable A..	Shanghai Putailai New E..	New	\$9M
Baillie Gifford Overseas Growth Fun..	PT Vale Indonesia Tbk		(\$13M)
Schroder ISF - Asian Opportunities	Rio Tinto plc		(\$20M)
Baillie Gifford Overseas Growth Fun..	Jiangxi Copper Company..	Close	(\$21M)
Baillie Gifford Overseas Growth Fun..	Nickel Mines Ltd.	Close	(\$32M)
Baillie Gifford Overseas Growth Fun..	Vedanta Limited	Close	(\$36M)
Morgan Stanley Invst. Fds. - Asia Op..	Shree Cement Limited		(\$48M)
Hermes Invst. Funds - Asia (ex-Japa..	POSCO Holdings Inc.	Close	(\$62M)

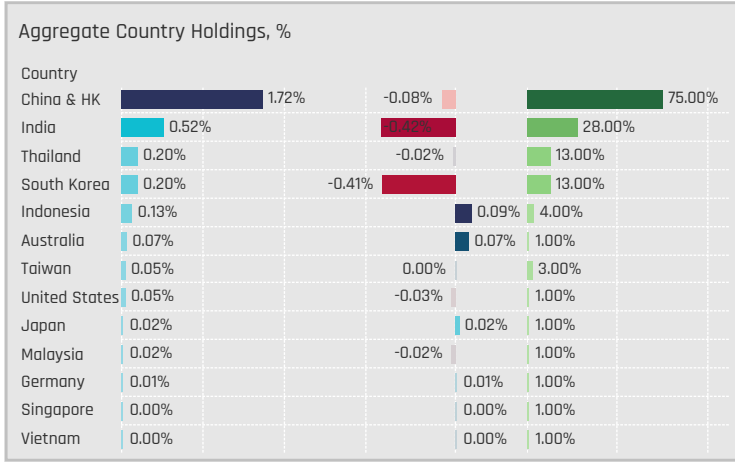


### Aggregate Stock Holdings Data, Ranked by Most Widely Held.

Ticker	Stock Name	Funds Invested %	Average Weight	Vs Benchmark	Fund AUM, \$
300760-CN	Shenzhen Mindray Bio-Medic..	23.00%	0.29%	0.23%	\$67M
2269-HK	Wuxi Biologics (Cayman) Inc.	23.00%	0.26%	-0.13%	\$195M
2359-HK	WuXi AppTec Co., Ltd. Class H	18.00%	0.24%	0.17%	\$81M
BDMS-TH	Bangkok Dusit Medical Servic..	13.00%	0.17%	0.03%	\$26M
207940-KR	SAMSUNG BIOLOGICS Co., Ltd.	10.00%	0.11%	-0.05%	\$14M
600276-CN	Jiangsu Hengrui Pharmaceuti..	9.00%	0.10%	0.06%	\$10M
1801-HK	Innovent Biologics, Inc.	9.00%	0.10%	0.01%	\$117M
508869-IN	Apollo Hospitals Enterprise Li..	8.00%	0.15%	0.04%	\$271M
524715-IN	Sun Pharmaceutical Industrie..	7.00%	0.08%	-0.16%	\$16M
1066-HK	Shandong Weigao Group Med..	7.00%	0.11%	0.07%	\$35M
1177-HK	Sino Biopharmaceutical Limit..	6.00%	0.04%	-0.03%	\$7M
1099-HK	Sinopharm Group Co., Ltd. Cla..	6.00%	0.06%	-0.02%	\$86M
1093-HK	CSPC Pharmaceutical Group L..	6.00%	0.04%	-0.08%	\$6M
1477-HK	Ocumension Therapeutics	5.00%	0.01%	0.01%	\$10M
867-HK	China Medical System Holdin..	4.00%	0.05%	0.01%	\$4M

### Top Stock Holdings, %

Fund Name	Ticker	Stock Name	Weight
E Fund Asia Selected Stock Fund	STAA-US	STAAR Surgical Comp..	4.61%
Prusik Asia Fund	CSL-AU	CSL Limited	4.29%
JKC Fund - La Francaise JKC Asia Equit..	HEAL-ID	PT Medikaloka Hermin..	4.20%
Mirae Asset Glb. Discovery Fd. - ESG Asi..	539551-IN	Narayana Hrudayalay..	4.05%
JKC Fund - La Francaise JKC Asia Equit..	SIDO-ID	PT Industri Jamu dan ..	3.45%
Allianz Global Investors Choice Fund - ..	2359-HK	WuXi AppTec Co., Ltd. ..	3.30%
E Fund Asia Selected Stock Fund	2269-HK	Wuxi Biologics (Caym..	3.25%
Prusik Asia Fund	COH-AU	Cochlear Limited	3.16%
Value Partners High Dividend Stocks F..	1099-HK	Sinopharm Group Co., ..	3.13%
iFAST-DWS Asia Premier Trust	600276-CN	Jiangsu Hengrui Phar..	3.12%
Man International ICVC - GLG Asia (ex J..	BDMS-TH	Bangkok Dusit Medica..	3.10%
Schroder Asian Growth Fund	508869-IN	Apollo Hospitals Enter..	3.09%
BL - Equities Asia	KLBF-ID	PT Kalbe Farma Tbk	3.06%
Schroder ISF - Asian Opportunities	508869-IN	Apollo Hospitals Enter..	2.93%
GAM Multistock SICAV - Asia Focus Equ..	500124-IN	Dr. Reddy's Laboratori..	2.86%



### Top Country Holdings, %

Fund Name	Country	Weight
JKC Fund - La Francaise JKC Asia Equit..	Indonesia	7.65%
Prusik Asia Fund	Australia	7.45%
iFAST-DWS Asia Premier Trust	China & HK	7.39%
Nikko AM Global Umbrella Fund - Asia (..	China & HK	7.29%
Robeco Capital Gr. Fds. - Asian Stars E..	China & HK	5.43%
Man Funds plc - GLG Asia ex Japan Equ..	China & HK	5.05%
Comgest Growth Plc - Growth Asia (ex..	China & HK	4.85%
CG Nouvelle Asie	China & HK	4.81%
Goldman Sachs Funds III - Asia Equity ..	India	4.80%
E Fund Asia Selected Stock Fund	United States	4.61%
Mirae Asset Glb. Discovery Fd. - ESG Asi..	China & HK	4.49%
Man International ICVC - GLG Asia (ex J..	China & HK	4.36%
Pictet - Asian Equities (ex-Japan)	India	4.35%
Robeco Capital Gr. Fds. - Sustainable A..	China & HK	4.16%
Mirae Asset Glb. Discovery Fd. - ESG Asi..	India	4.05%

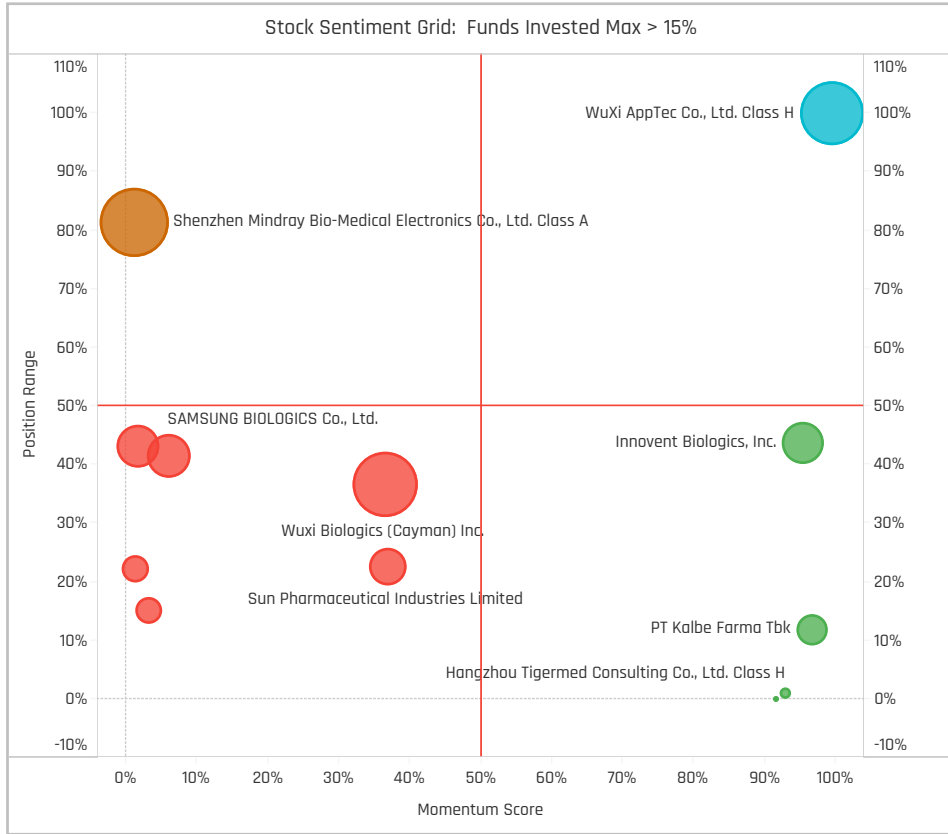
### Top Stock Holdings, \$

Fund Name	Ticker	Stock Name	Value
Schroder ISF - Asian Opportunities	508869-IN	Apollo Hospitals Enterpri..	\$177M
Schroder ISF - Asian Opportunities	2269-HK	Wuxi Biologics (Cayman)	\$63M
Fidelity Funds SICAV - Sustainable Asia..	1801-HK	Innovent Biologics, Inc.	\$52M
Hermes Invt. Funds - Asia (ex-Japan) E..	000538-..	Yunnan Baiyao Group Co..	\$48M
Schroder Asian Growth Fund	508869-IN	Apollo Hospitals Enterpri..	\$47M
Value Partners High Dividend Stocks F..	1099-HK	Sinopharm Group Co., Lt..	\$46M
Hermes Invt. Funds - Asia (ex-Japan) E..	1099-HK	Sinopharm Group Co., Lt..	\$36M
E Fund Asia Selected Stock Fund	STAA-US	STAAR Surgical Company	\$31M
Hermes Invt. Funds - Asia (ex-Japan) E..	3692-HK	Hansoh Pharmaceutical ..	\$28M
Allianz Global Investors Choice Fund - ..	2359-HK	WuXi AppTec Co., Ltd. Cl..	\$28M
Fidelity Invt. Funds - Asia Fund	1801-HK	Innovent Biologics, Inc.	\$24M
Pictet - Asian Equities (ex-Japan)	543220-IN	Max Healthcare Institute..	\$23M
FTIF SICAV - Asian Growth Fund	508869-IN	Apollo Hospitals Enterpri..	\$22M
Schroder Asian Growth Fund	13-HK	HUTCHMED (China) Limit..	\$22M
E Fund Asia Selected Stock Fund	2269-HK	Wuxi Biologics (Cayman)	\$22M

### Largest Changes in Fund Weight, %

Fund Name	New or C..	Change
Prusik Asia Fund		4.17%
JKC Fund - La Francaise JKC Asi..		3.56%
BlackRock Asia Fund		2.58%
BlackRock Global Funds - Asian ..		2.22%
Nomura Fds. Ireland Plc - Asia (e..		1.56%
Nikko AM Global Umbrella Fund ..		1.40%
Fidelity Invt. Funds - Emerging A..		-1.87%
Comgest Growth Plc - Growth A..		-2.00%
UBS (CH) Equity Fund - Asia (US..		-2.18%
Hermes Invt. Funds - Asia (ex-Ja..		-3.43%
Robeco Capital Gr. Fds. - Sustai..		-3.60%
Matthews Asia Funds - Asia (ex..		-3.65%
Robeco Capital Gr. Fds. - Asian S..		-3.92%
HSBC GIF - Asia (ex-Japan) Equi..		

Ave Wgt Δ	Funds Invested Δ	Fund Flows, \$	Av Wgt vs AAXJ Δ	Funds O/W % Δ
0.04%	-4.00%	(\$68M)	-0.05%	0.00%



### Aggregate Stock Holdings Changes

Ticker	Stock Name	Funds Invested % Δ	Average Weight Δ	Fund Flows, \$
2359-HK	WuXi AppTec Co., Ltd. Class H	3.00%	0.05%	\$19M
600436-CN	Zhangzhou Pientzhuang Phar..	2.00%	0.02%	\$4M
543220-IN	Max Healthcare Institute Ltd	2.00%	0.02%	\$5M
500257-IN	Lupin Limited	2.00%	0.01%	\$1M
500087-IN	Cipla Ltd	2.00%	0.04%	\$9M
214150-KR	CLASSYS Inc.	2.00%	0.03%	\$4M
002821-CN	Asymchem Laboratories (Tianji..	2.00%	0.02%	\$8M
540975-IN	Aster DM Healthcare Ltd.	-2.00%	0.00%	\$0M
096530-KR	Seegene, Inc.	-2.00%	-0.01%	(\$1M)
600276-CN	Jiangsu Hengrui Pharmaceutic..	-2.00%	-0.03%	(\$4M)
500124-IN	Dr. Reddy's Laboratories Ltd.	-2.00%	-0.05%	(\$13M)
300760-CN	Shenzhen Mindray Bio-Medical..	-3.00%	-0.04%	(\$13M)
1565-TW	St.Shine Optical Co., Ltd.	-3.00%	-0.04%	(\$6M)
1177-HK	Sino Biopharmaceutical Limited	-3.00%	-0.03%	(\$3M)

### Largest Fund Flows, \$

Fund Name	New or Cl..	Flow
Fidelity Funds SICAV - Sustaina..		\$42M
BlackRock Global Funds - Asian ..		\$17M
Fidelity Funds SICAV - Asian Eq..		\$13M
Handelsbanken Asien Tema		\$9M
FTIF SICAV - Asian Growth Fund		\$8M
Prusik Asia Fund		\$6M
Nomura Fds. Ireland Plc - Asia (..		\$3M
LO Funds - Asia High Conviction		(\$9M)
Fidelity Asia Fund	Close	(\$12M)
Matthews Asia Funds - Asia (ex..		(\$14M)
iShares Tr. - MSCI All Country A..		(\$15M)
T Rowe Price New Asia Fund		(\$15M)
HSBC GIF - Asia (ex-Japan) Equi..		(\$19M)
Hermes Invt. Funds - Asia (ex-J..		(\$57M)

### Largest Fund Level Changes in Stock Weight, %

Fund Name	Stock Name	New ..	Change
Prusik Asia Fund	CSL Limited	New	4.29%
Prusik Asia Fund	Cochlear Limited	New	3.16%
Prusik Asia Fund	PT Kalbe Farma Tbk	New	2.20%
JKC Fund - La Francaise JKC Asia ..	PT Medikaloka Hermina T..		2.08%
BlackRock Asia Fund	Cipla Ltd	New	1.89%
Prusik Asia Fund	Shenzhen Mindray Bio-M..	New	1.86%
Nomura Fds. Ireland Plc - Asia (ex..	CLASSYS Inc.	New	1.74%
Comgest Growth Plc - Growth Asia..	Shandong Weigao Group ..		-1.70%
Hermes Invt. Funds - Asia (ex-Jap..	Sinopharm Group Co., Lt..		-1.75%
Robeco Capital Gr. Fds. - Sustaina..	St.Shine Optical Co., Ltd.	Close	-1.83%
HSBC GIF - Asia (ex-Japan) Equity	Glenmark Pharmaceutica..	Close	-1.87%
SEB Fund 2 - Asia (ex-Japan) Fund	Dr. Reddy's Laboratories ..	Close	-2.02%
SEB Asia (ex-Japan) Fund	Dr. Reddy's Laboratories ..	Close	-2.04%
UBS (CH) Equity Fund - Asia (USD)	Jiangsu Hengrui Pharma..	Close	-2.15%

### Aggregate Country Holding Changes

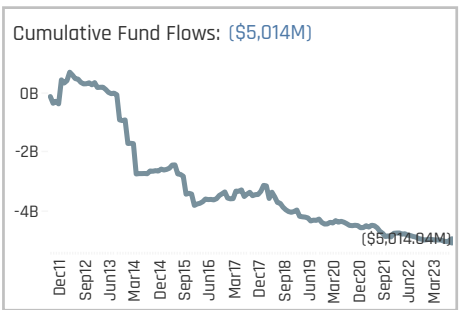
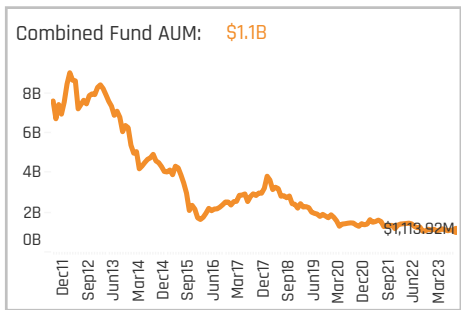
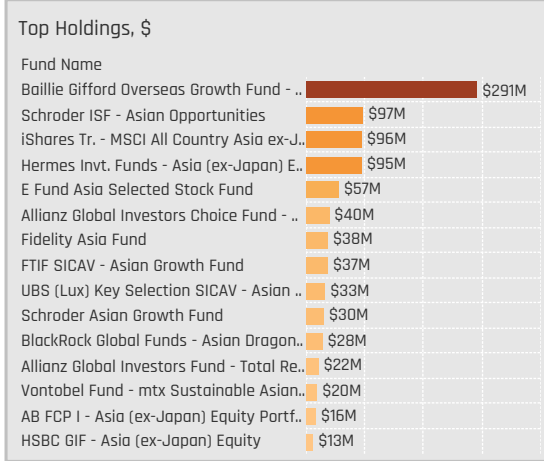
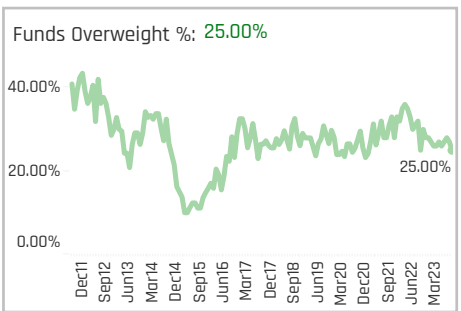
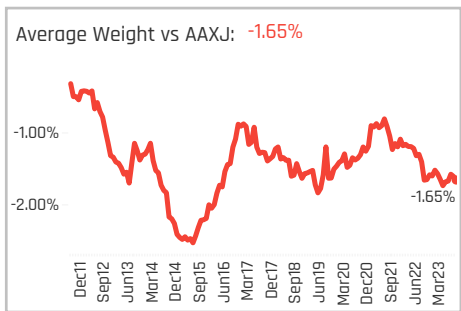
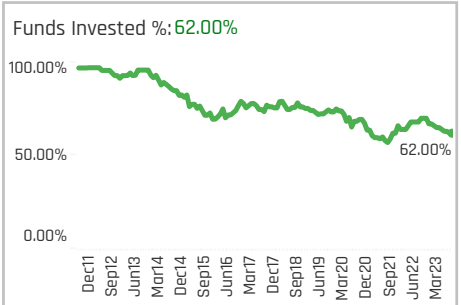
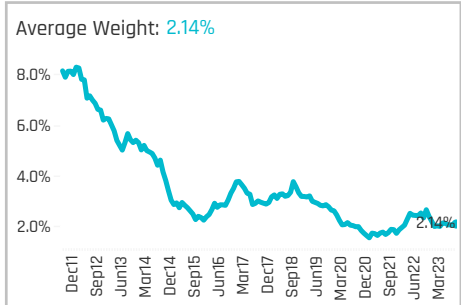
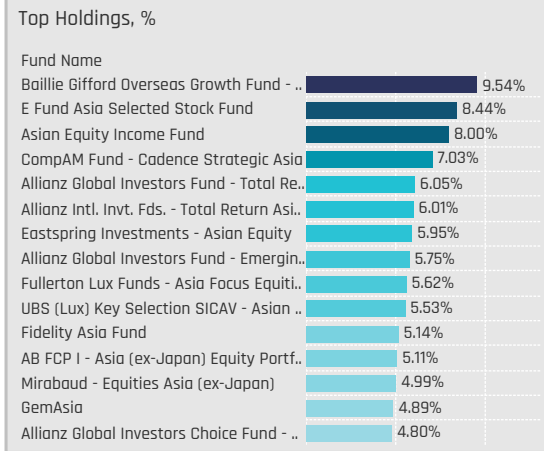
Country	Change	Flow
India	3.00%	\$13M
Indonesia	1.00%	\$2M
Singapore	1.00%	\$0M
Australia	1.00%	\$5M
Vietnam	0.00%	\$0M
United States	0.00%	\$0M
Switzerland	0.00%	\$0M
Germany	0.00%	\$0M
Finland	0.00%	\$0M
Cayman Islands	0.00%	\$0M
Bangladesh	0.00%	\$0M
Thailand	-1.00%	(\$2M)
Taiwan	-3.00%	(\$10M)
China & HK	-4.00%	(\$49M)

### Largest Changes in Fund Country Weight, %

Fund Name	New o..	Country	Change
Prusik Asia Fund	New	Australia	7.45%
JKC Fund - La Francaise JKC Asia E..		Indonesia	3.65%
Prusik Asia Fund	New	Indonesia	2.20%
BlackRock Asia Fund	New	India	1.89%
Prusik Asia Fund	New	China & HK	1.86%
Nomura Fds. Ireland Plc - Asia (ex-J..	New	South Korea	1.74%
SEB Fund 2 - Asia (ex-Japan) Fund		China & HK	1.72%
Robeco Capital Gr. Fds. - Sustainabl..	Close	Taiwan	-1.83%
Comgest Growth Plc - Growth Asia (..		China & HK	-1.87%
HSBC GIF - Asia (ex-Japan) Equity	Close	India	-1.87%
UBS (CH) Equity Fund - Asia (USD)		China & HK	-1.95%
HSBC GIF - Asia (ex-Japan) Equity		China & HK	-2.04%
Robeco Capital Gr. Fds. - Asian Star..		China & HK	-2.08%
Hermes Invt. Funds - Asia (ex-Japan..		China & HK	-2.18%

### Largest Fund Level Stock Inflows/Outflows, \$

Fund Name	Stock Name	New..	Flow
Fidelity Funds SICAV - Sustainable ..	Innovent Biologics, Inc.		\$25M
Fidelity Funds SICAV - Sustainable ..	WuXi AppTec Co., Ltd. Cla..	New	\$14M
Fidelity Funds SICAV - Sustainable ..	Shanghai Titan Scientific ..	New	\$12M
BlackRock Global Funds - Asian Dra..	Cipla Ltd	New	\$10M
BlackRock Global Funds - Asian Dra..	Asymchem Laboratories ..	New	\$8M
Fidelity Funds SICAV - Asian Equity..	Innovent Biologics, Inc.		\$7M
FTIF SICAV - Asian Growth Fund	Torrent Pharmaceuticals ..		\$6M
Matthews Asia Funds - Asia (ex-Ja..	Pharmaron Beijing Co., Lt..	Close	(\$6M)
LO Funds - Asia High Conviction	SAMSUNG BIOLOGICS Co.,..	Close	(\$7M)
Fidelity Funds SICAV - Sustainable ..	Ocumension Therapeutics		(\$9M)
T Rowe Price New Asia Fund	Shandong Weigao Group ..		(\$9M)
HSBC GIF - Asia (ex-Japan) Equity	Glenmark Pharmaceutica..	Close	(\$12M)
Fidelity Asia Fund	Fortis Healthcare Ltd.	Close	(\$12M)
Hermes Invt. Funds - Asia (ex-Japa..	Sinopharm Group Co., Lt..		(\$57M)

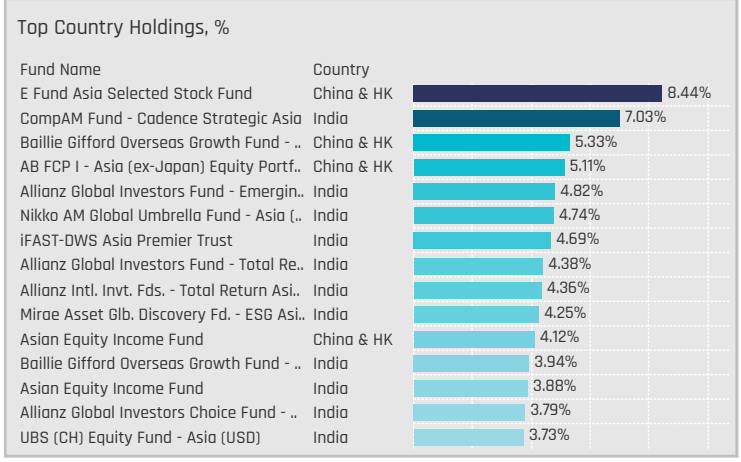
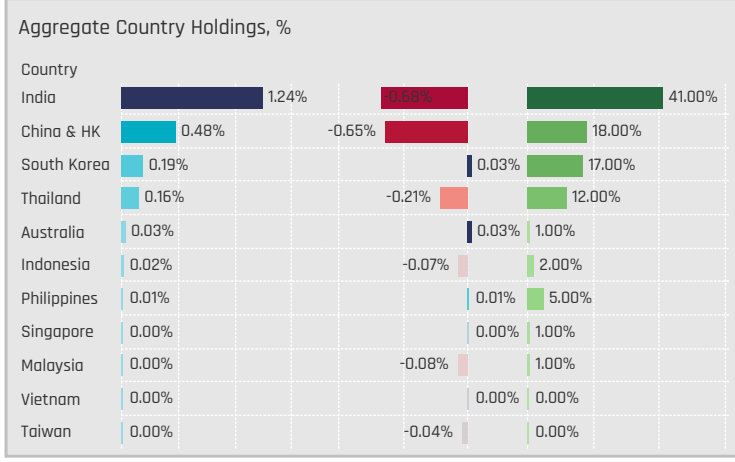


### Aggregate Stock Holdings Data, Ranked by Most Widely Held.

Ticker	Stock Name	Funds Invested %	Average Weight	Vs Benchmark	Fund AUM, \$
500325-IN	Reliance Industries Limited	37.00%	1.12%	-0.40%	\$398M
096770-KR	SK Innovation Co., Ltd	11.00%	0.12%	0.01%	\$29M
PTTEP-TH	PTT Exploration & Production ..	8.00%	0.10%	-0.01%	\$26M
883-HK	CNOOC Limited	6.00%	0.20%	0.20%	\$194M
010950-KR	S-Oil Corporation	6.00%	0.06%	0.02%	\$30M
ACEN-PH	AC Energy Corp.	5.00%	0.01%	0.01%	\$11M
386-HK	China Petroleum & Chemical ..	5.00%	0.08%	-0.16%	\$139M
2883-HK	China Oilfield Services Limite..	5.00%	0.07%	0.03%	\$96M
857-HK	PetroChina Company Limited ..	4.00%	0.06%	-0.22%	\$22M
530965-IN	Indian Oil Corp. Ltd.	3.00%	0.06%	0.00%	\$13M
TOP-TH	Thai Oil Public Co. Ltd.	2.00%	0.01%	-0.02%	\$1M
PTTGC-TH	PTT Global Chemical Public Co..	2.00%	0.02%	-0.02%	\$2M
PTT-TH	PTT Public Co., Ltd.	2.00%	0.03%	-0.13%	\$8M
500547-IN	Bharat Petroleum Corporatio..	2.00%	0.01%	-0.05%	\$4M
KAR-AU	Karoon Energy Ltd	1.00%	0.03%	0.03%	\$1M

### Top Stock Holdings, %

Fund Name	Ticker	Stock Name	Percentage
E Fund Asia Selected Stock Fund	883-HK	CNOOC Limited	8.44%
CompAM Fund - Cadence Strategic Asia	500325-IN	Reliance Industries Li..	7.03%
Allianz Global Investors Fund - Emergin..	500325-IN	Reliance Industries Li..	4.82%
Nikko AM Global Umbrella Fund - Asia (...)	500325-IN	Reliance Industries Li..	4.74%
iFAST-DWS Asia Premier Trust	500325-IN	Reliance Industries Li..	4.69%
Allianz Global Investors Fund - Total Re..	500325-IN	Reliance Industries Li..	4.38%
Allianz Intl. Inv. Fds. - Total Return Asi..	500325-IN	Reliance Industries Li..	4.36%
Mirae Asset Glb. Discovery Fd. - ESG Asi..	500325-IN	Reliance Industries Li..	4.25%
Baillie Gifford Overseas Growth Fund - ..	883-HK	CNOOC Limited	4.16%
Baillie Gifford Overseas Growth Fund - ..	500325-IN	Reliance Industries Li..	3.94%
Asian Equity Income Fund	500870-IN	Castrol India Limited	3.88%
Allianz Global Investors Choice Fund - ..	500325-IN	Reliance Industries Li..	3.79%
UBS (CH) Equity Fund - Asia (USD)	500325-IN	Reliance Industries Li..	3.73%
Eastspring Investments - Asian Dynam..	530965-IN	Indian Oil Corp. Ltd.	3.70%
Mirabaud - Equities Asia (ex-Japan)	500325-IN	Reliance Industries Li..	3.64%



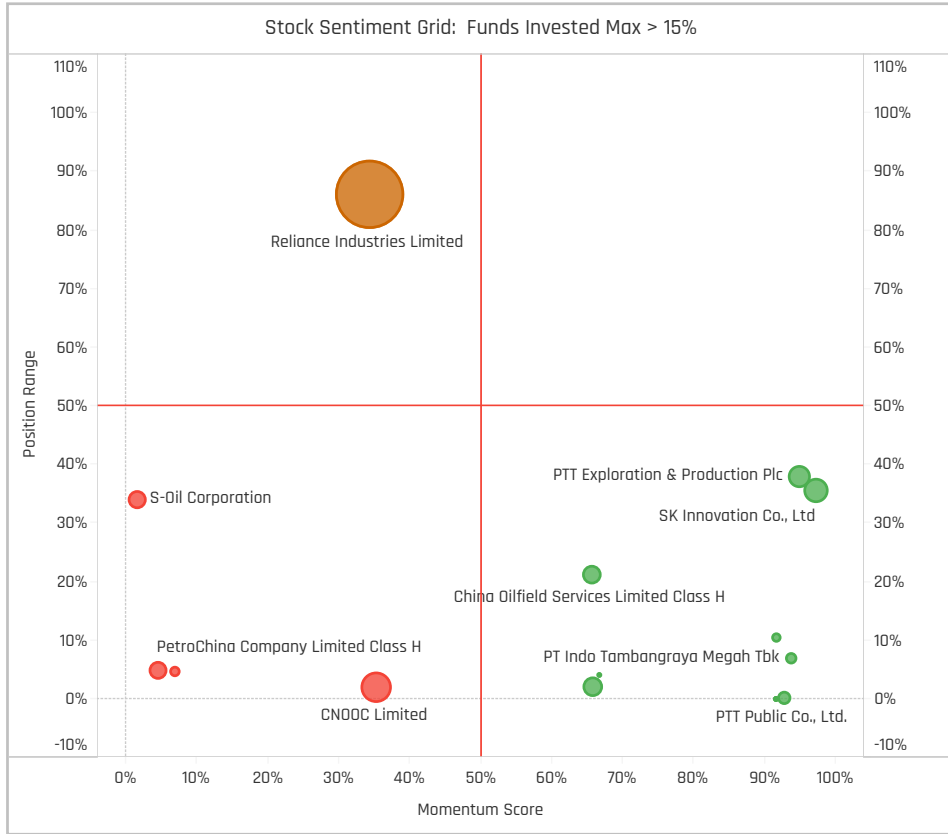
### Top Stock Holdings, \$

Fund Name	Ticker	Stock Name	Amount
Baillie Gifford Overseas Growth Fund - ..	883-HK	CNOOC Limited	\$127M
Baillie Gifford Overseas Growth Fund - ..	500325-IN	Reliance Industries Limit..	\$120M
Schroder ISF - Asian Opportunities	386-HK	China Petroleum & Che..	\$97M
E Fund Asia Selected Stock Fund	883-HK	CNOOC Limited	\$57M
Hermes Inv. Funds - Asia (ex-Japan) E..	2883-HK	China Oilfield Services Li..	\$55M
Hermes Inv. Funds - Asia (ex-Japan) E..	392-HK	Beijing Enterprises Holdi..	\$40M
iShares Tr. - MSCI All Country Asia ex-J..	500325-IN	Reliance Industries Limit..	\$38M
FTIF SICAV - Asian Growth Fund	500325-IN	Reliance Industries Limit..	\$37M
Baillie Gifford Overseas Growth Fund - ..	2883-HK	China Oilfield Services Li..	\$36M
Allianz Global Investors Choice Fund - ..	500325-IN	Reliance Industries Limit..	\$32M
Schroder Asian Growth Fund	386-HK	China Petroleum & Che..	\$30M
Fidelity Asia Fund	601872-CN	China Merchants Energy..	\$23M
UBS (Lux) Key Selection SICAV - Asian ..	500325-IN	Reliance Industries Limit..	\$22M
BlackRock Global Funds - Asian Dragon..	500325-IN	Reliance Industries Limit..	\$21M
Vontobel Fund - mtx Sustainable Asian..	002353-..	Yantai Jereh Oilfield Ser..	\$20M

### Largest Changes in Fund Weight, %

Fund Name	New or C..	Change
E Fund Asia Selected Stock Fund		2.46%
Baillie Gifford Overseas Growth ..		1.53%
Allianz Global Investors Fund - T..		1.15%
Allianz Intl. Invnt. Fds. - Total Ret..		1.11%
Asian Equity Income Fund		0.94%
Fidelity Asia Fund		0.87%
Eastspring Investments - Asian ..		0.85%
Hermes Invnt. Funds - Asia (ex-Ja..		-0.47%
Nomura Fds. Ireland Plc - Asia (e..		-0.54%
Franklin Asian Equity Fund		-0.78%
BNP Paribas Funds - Asia ex-Ja..		-0.83%
BlackRock Asia Fund		-1.16%
BlackRock Global Funds - Asian ..		-1.26%
Prusik Asia Fund	Close	-2.36%

Ave Wgt Δ	Funds Invested Δ	Fund Flows, \$	Av Wgt vs AAXJ Δ	Funds O/W % Δ
0.10%	-3.00%	(\$33M)	-0.01%	-1.00%



### Aggregate Stock Holdings Changes

Ticker	Stock Name	Funds Invested % Δ	Average Weight Δ	Fund Flows, \$
386-HK	China Petroleum & Chemical Co.	1.00%	-0.02%	(\$18M)
ADMR-ID	PT Adaro Minerals Indonesia T..	1.00%	0.00%	\$0M
688599-CN	Trina Solar Ltd Class A	1.00%	0.00%	\$0M
500312-IN	Oil & Natural Gas Corp. Ltd.	1.00%	0.01%	\$2M
096770-KR	SK Innovation Co., Ltd	1.00%	0.02%	\$4M
WOR-AU	Worley Limited	0.00%	0.00%	
WHC-AU	Whitehaven Coal Limited	0.00%	0.00%	
PTGC-TH	PTT Global Chemical Public Co..	-1.00%	-0.01%	\$0M
5210-MY	Bumi Armada Bhd.	-1.00%	0.00%	\$0M
857-HK	PetroChina Company Limited ..	-1.00%	-0.01%	(\$16M)
883-HK	CNOOC Limited	-1.00%	0.05%	\$27M
500325-IN	Reliance Industries Limited	-2.00%	0.03%	(\$12M)
ACEN-PH	AC Energy Corp.	-3.00%	-0.01%	\$5M
010950-KR	S-Oil Corporation	-3.00%	-0.02%	(\$8M)

### Largest Fund Flows, \$

Fund Name	New or Cl..	Flow
Baillie Gifford Overseas Growth ..		\$40M
Fidelity Asia Fund		\$11M
Allianz Global Investors Fund - ..		\$6M
Fidelity Funds SICAV - Sustaina..		\$4M
Eastspring Investments - Asian..		\$1M
Fidelity Funds SICAV - Asian Eq..		\$1M
Vontobel Fund - mtx Sustainab..		\$1M
Pictet - Asian Equities (ex-Japa..		(\$4M)
Schroder Asian Growth Fund		(\$4M)
AB FCP I - Asia (ex-Japan) Equi..		(\$6M)
BNP Paribas Funds - Asia ex-Ja..		(\$8M)
BlackRock Global Funds - Asian ..		(\$16M)
iShares Tr. - MSCI All Country A..		(\$20M)
Hermes Invnt. Funds - Asia (ex-J..		(\$20M)

### Largest Fund Level Changes in Stock Weight, %

Fund Name	Stock Name	New ..	Change
AB FCP I - Asia (ex-Japan) Equity ..	PetroChina Company Lim..	New	3.16%
E Fund Asia Selected Stock Fund	CNOOC Limited		2.46%
Allianz Global Investors Fund - Tot..	SK Innovation Co., Ltd	New	1.67%
Allianz Intl. Invnt. Fds. - Total Retur..	SK Innovation Co., Ltd	New	1.66%
UBS (CH) Equity Fund - Emerging ..	PTT Exploration & Produ..	New	1.55%
BlackRock Asia Fund	Reliance Industries Limit..		1.53%
Baillie Gifford Overseas Growth Fu..	CNOOC Limited		1.43%
Allianz Intl. Invnt. Fds. - Total Retur..	S-Oil Corporation	Close	-1.05%
Allianz Global Investors Fund - Tot..	S-Oil Corporation	Close	-1.05%
Sydinvest Fjernosten	Reliance Industries Limit..	Close	-1.94%
AB FCP I - Asia (ex-Japan) Equity ..	China Petroleum & Chem..		-2.16%
BlackRock Asia Fund	PetroChina Company Lim..	Close	-2.36%
Prusik Asia Fund	Reliance Industries Limit..	Close	-2.36%
BlackRock Global Funds - Asian Dr..	PetroChina Company Lim..	Close	-2.39%

### Aggregate Country Holding Changes

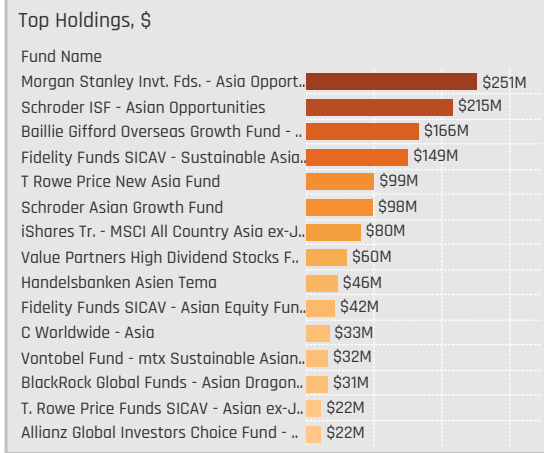
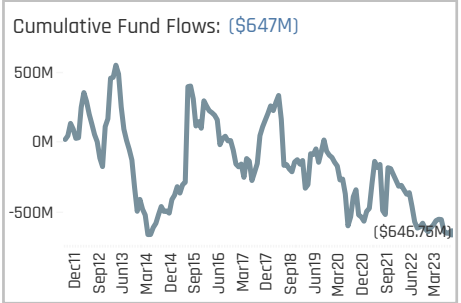
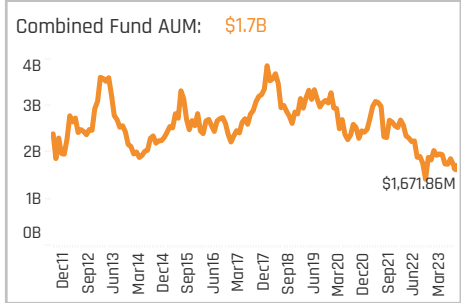
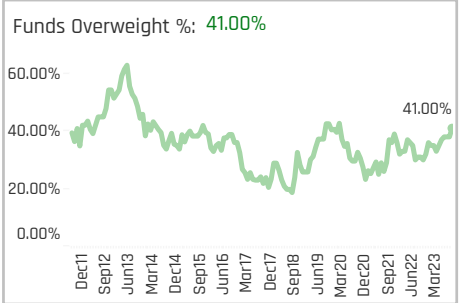
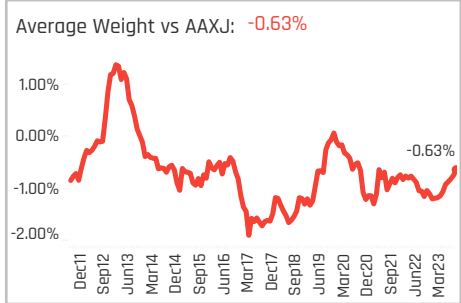
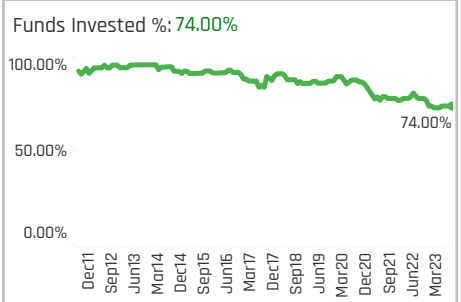
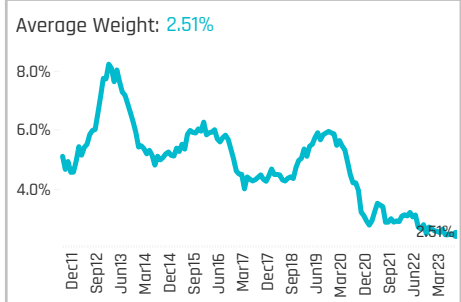
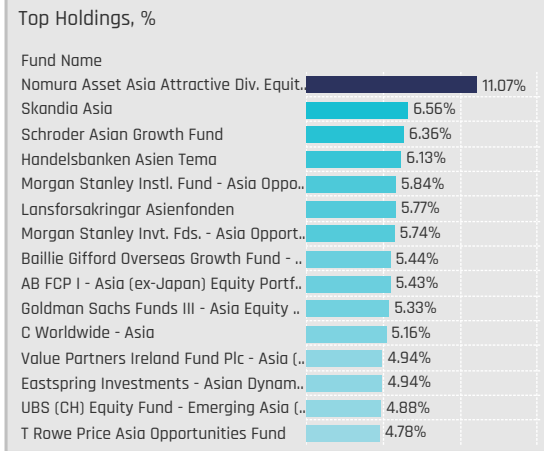
Country	Change	Flow
Vietnam	0.00%	\$0M
United States	0.00%	
United Kingdom	0.00%	
United Arab Emirates	0.00%	
Taiwan	0.00%	\$0M
Singapore	0.00%	\$2M
Russia	0.00%	
Australia	0.00%	\$0M
Malaysia	-1.00%	(\$1M)
Thailand	-1.00%	(\$1M)
India	-1.00%	(\$11M)
South Korea	-2.00%	(\$4M)
China & HK	-2.00%	(\$29M)
Philippines	-3.00%	(\$5M)

### Largest Changes in Fund Country Weight, %

Fund Name	New a..	Country	Change
E Fund Asia Selected Stock Fund		China & HK	2.46%
Baillie Gifford Overseas Growth Fun..		China & HK	1.53%
BlackRock Asia Fund		India	1.53%
BlackRock Global Funds - Asian Drag..		India	1.42%
GAM Multistock SICAV - Asia Focus ..		India	0.83%
UBS (CH) Equity Fund - Emerging As..		Thailand	0.81%
Asian Equity Income Fund		India	0.78%
BNP Paribas Funds - Asia ex-Japan ..		India	-0.83%
Nikko AM Global Umbrella Fund - Asi..	Close	Philippines	-0.84%
UBS (CH) Equity Fund - Emerging As..		India	-0.91%
Sydinvest Fjernosten		India	-0.91%
BlackRock Asia Fund	Close	China & HK	-2.36%
Prusik Asia Fund	Close	India	-2.36%
BlackRock Global Funds - Asian Drag..	Close	China & HK	-2.39%

### Largest Fund Level Stock Inflows/Outflows, \$

Fund Name	Stock Name	New..	Flow
Baillie Gifford Overseas Growth Fun..	CNOOC Limited		\$29M
BlackRock Global Funds - Asian Dra..	Reliance Industries Limit..		\$10M
AB FCP I - Asia (ex-Japan) Equity P..	PetroChina Company Lim..	New	\$10M
Allianz Global Investors Fund - Tota..	SK Innovation Co., Ltd	New	\$8M
Fidelity Asia Fund	PT Indo Tambangraya Me..		\$7M
Baillie Gifford Overseas Growth Fun..	Reliance Industries Limit..		\$7M
Fidelity Funds SICAV - Sustainable ..	AC Energy Corp.		\$4M
Sydinvest Fjernosten	Reliance Industries Limit..	Close	(\$6M)
BNP Paribas Funds - Asia ex-Japan..	Reliance Industries Limit..		(\$8M)
Hermes Invnt. Funds - Asia (ex-Japa..	China Oilfield Services Li..		(\$8M)
iShares Tr. - MSCI All Country Asia ..	Reliance Industries Limit..		(\$8M)
AB FCP I - Asia (ex-Japan) Equity P..	China Petroleum & Chem..		(\$11M)
Hermes Invnt. Funds - Asia (ex-Japa..	Beijing Enterprises Holdi..		(\$12M)
BlackRock Global Funds - Asian Dra..	PetroChina Company Lim..	Close	(\$24M)

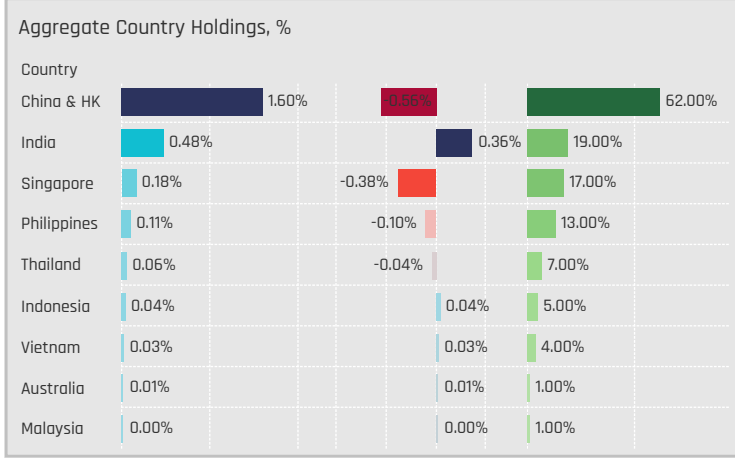


### Aggregate Stock Holdings Data, Ranked by Most Widely Held.

Ticker	Stock Name	Funds Invested %	Average Weight	Vs Benchmark	Fund AUM, \$
1109-HK	China Resources Land Limited	26.00%	0.38%	0.15%	\$301M
2423-HK	KE Holdings Inc Class A	15.00%	0.24%	0.06%	\$292M
688-HK	China Overseas Land & Invest..	12.00%	0.16%	0.02%	\$65M
16-HK	Sun Hung Kai Properties Limit..	11.00%	0.17%	-0.13%	\$105M
823-HK	Link Real Estate Investment T..	10.00%	0.11%	-0.11%	\$41M
543287-IN	Macrotech Developers Ltd.	10.00%	0.18%	0.18%	\$41M
1209-HK	China Resources Mixc Lifestyl..	10.00%	0.14%	0.09%	\$98M
ALI-PH	Ayala Land Inc.	8.00%	0.07%	0.00%	\$86M
9CI-SG	CapitaLand Investment Limit..	6.00%	0.06%	-0.04%	\$21M
960-HK	Longfor Group Holdings Ltd.	6.00%	0.04%	-0.02%	\$26M
533150-IN	Godrej Properties Limited	6.00%	0.08%	0.04%	\$22M
532868-IN	DLF Limited	6.00%	0.12%	0.04%	\$72M
2669-HK	China Overseas Property Hold..	5.00%	0.07%	0.03%	\$16M
PWON-ID	PT Pakuwon Jati Tbk	4.00%	0.02%	0.02%	\$7M
CPN-TH	Central Pattana Public Co. Ltd.	4.00%	0.04%	-0.03%	\$9M

### Top Stock Holdings, %

Fund Name	Ticker	Stock Name	Weight
Morgan Stanley Instl. Fund - Asia Oppo..	2423-HK	KE Holdings Inc Class A	4.43%
Morgan Stanley Invnt. Fds. - Asia Opport..	2423-HK	KE Holdings Inc Class A	4.35%
Wellington Mgmt. Fds. (LU) - Asian Opp..	543287-IN	Macrotech Developers..	3.58%
Nomura Fds. Ireland Plc - Asia (ex-Japa..	543287-IN	Macrotech Developers..	3.57%
UBS (CH) Equity Fund - Emerging Asia (...)	532868-IN	DLF Limited	3.05%
Goldman Sachs Funds III - Asia Equity ..	1109-HK	China Resources Land..	2.88%
Asian Equity Income Fund	C38U-SG	CapitaLand Integrate..	2.85%
Nikko AM Global Umbrella Fund - Asia (...)	533150-IN	Godrej Properties Limi..	2.78%
HSBC GIF - Asia (ex-Japan) Equity	532868-IN	DLF Limited	2.77%
Eastspring Investments - Asian Dynam..	688-HK	China Overseas Land ..	2.76%
Schroder Asian Growth Fund	503100-IN	Phoenix Mills Ltd.	2.74%
Fidelity Funds SICAV - Sustainable Asia..	1109-HK	China Resources Land..	2.65%
CompAM Fund - Cadence Strategic Asia	823-HK	Link Real Estate Inves..	2.63%
Fidelity Invnt. Funds - Emerging Asia Fu..	1109-HK	China Resources Land..	2.61%
Fidelity Funds SICAV - Asian Equity Fun..	1109-HK	China Resources Land..	2.58%



### Top Country Holdings, %

Fund Name	Country	Weight
Nomura Asset Asia Attractive Div. Equit..	China & HK	8.95%
Morgan Stanley Instl. Fund - Asia Oppo..	China & HK	5.84%
Morgan Stanley Invnt. Fds. - Asia Opport..	China & HK	5.74%
Goldman Sachs Funds III - Asia Equity ..	China & HK	5.33%
Eastspring Investments - Asian Dynam..	China & HK	4.94%
UBS (CH) Equity Fund - Emerging Asia (...)	India	4.88%
Skandia Asia	India	4.80%
Baillie Gifford Overseas Growth Fund - ..	India	4.79%
T Rowe Price Asia Opportunities Fund	China & HK	4.78%
T. Rowe Price Funds SICAV - Asian Opp..	China & HK	4.72%
T. Rowe Price Fds. OEIC - Asian Opport..	China & HK	4.69%
Lansforsakringar Asienfonden	India	4.45%
Fidelity Funds SICAV - Sustainable Asia..	China & HK	4.43%
Fidelity Funds SICAV - Asian Equity Fun..	China & HK	4.33%
Fidelity Invnt. Funds - Emerging Asia Fu..	China & HK	4.32%

### Top Stock Holdings, \$

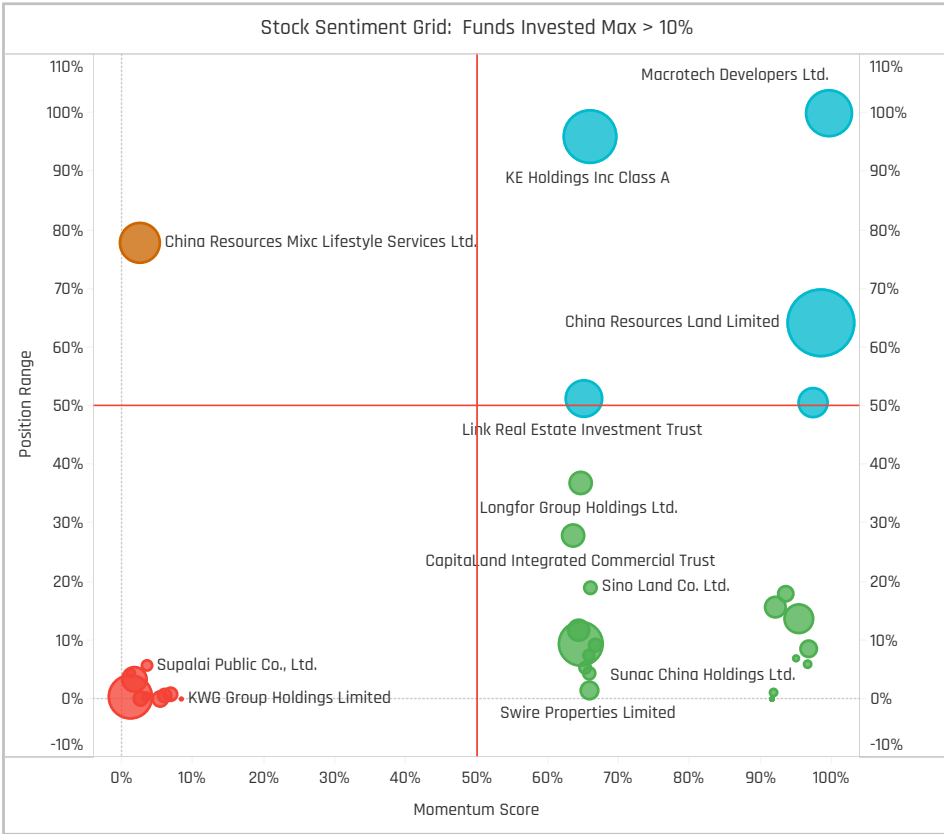
Fund Name	Ticker	Stock Name	Value
Morgan Stanley Invnt. Fds. - Asia Opport..	2423-HK	KE Holdings Inc Class A	\$190M
Fidelity Funds SICAV - Sustainable Asia..	1109-HK	China Resources Land Li..	\$89M
Schroder ISF - Asian Opportunities	1972-HK	Swire Properties Limited	\$83M
Schroder ISF - Asian Opportunities	1109-HK	China Resources Land Li..	\$82M
Baillie Gifford Overseas Growth Fund - ..	503100-IN	Phoenix Mills Ltd.	\$65M
Fidelity Funds SICAV - Sustainable Asia..	16-HK	Sun Hung Kai Properties..	\$60M
Baillie Gifford Overseas Growth Fund - ..	532868-IN	DLF Limited	\$51M
Schroder ISF - Asian Opportunities	ALI-PH	Ayala Land Inc.	\$49M
Schroder Asian Growth Fund	503100-IN	Phoenix Mills Ltd.	\$42M
Morgan Stanley Invnt. Fds. - Asia Opport..	1209-HK	China Resources Mixc Lif..	\$40M
Baillie Gifford Overseas Growth Fund - ..	532832-IN	Indiabulls Real Estate Li..	\$31M
T Rowe Price New Asia Fund	2423-HK	KE Holdings Inc Class A	\$27M
T Rowe Price New Asia Fund	1209-HK	China Resources Mixc Lif..	\$27M
Fidelity Funds SICAV - Asian Equity Fun..	1109-HK	China Resources Land Li..	\$25M
T Rowe Price New Asia Fund	H7B-SG	Hongkong Land Holding..	\$24M



### Largest Changes in Fund Weight, %

Fund Name	New or C..	Change
Prusik Asia Fund	New	2.93%
UBS (CH) Equity Fund - Emergin..		2.58%
Skandia Asia		2.16%
Natixis Intl. Fds. (Lux) I - Natixis ..		1.72%
Lansforsakringar Asienfonden		1.66%
Baring International Umbrella F..	New	1.62%
C Worldwide - Asia		1.61%
Nomura Asset Asia Attractive Di..		-1.48%
Carnegie Asia	Close	-1.54%
Eastspring Investments - Asian ..		-1.92%
T Rowe Price New Asia Fund		-2.01%
T. Rowe Price Funds SICAV - Asi..		-2.15%
Eastspring Investments - Asian ..		-2.34%
GAM Multistock SICAV - Asia Foc..	Close	-3.62%

Ave Wgt Δ	Funds Invested Δ	Fund Flows, \$	Av Wgt vs AAXJ Δ	Funds O/W % Δ
-0.06%	1.00%	(\$88M)	0.51%	8.00%



### Aggregate Stock Holdings Changes

Ticker	Stock Name	Funds Invested % Δ	Average Weight Δ	Fund Flows, \$
A17U-SG	CapitaLand Ascendas REIT	4.00%	0.02%	\$3M
543287-IN	Macrotech Developers Ltd.	3.00%	0.09%	(\$2M)
1109-HK	China Resources Land Limited	3.00%	0.02%	\$7M
813-HK	Shimao Group Holdings Limited	2.00%	0.00%	\$1M
001979-CN	China Merchants Shekou Indu..	2.00%	0.01%	\$2M
532868-IN	DLF Limited	2.00%	0.05%	\$1M
2423-HK	KE Holdings Inc Class A	2.00%	-0.02%	(\$64M)
C09-SG	City Developments Limited	-2.00%	-0.02%	(\$3M)
CTRA-ID	PT Ciputra Development Tbk	-2.00%	0.00%	(\$1M)
532929-IN	Brigade Enterprises Limited	-2.00%	-0.01%	(\$1M)
2202-HK	China Vanke Co., Ltd Class H	-2.00%	-0.03%	(\$2M)
688-HK	China Overseas Land & Invest..	-2.00%	-0.05%	(\$5M)
14-HK	Hysan Development Co., Ltd.	-3.00%	-0.02%	(\$2M)
6098-HK	Country Garden Services Holdi..	-3.00%	-0.02%	\$2M

### Largest Fund Flows, \$

Fund Name	New or Cl..	Flow
Fidelity Funds SICAV - Sustaina..		\$15M
Value Partners High Dividend S..		\$12M
Baillie Gifford Overseas Growth ..		\$7M
Schroder ISF - Asian Opportunit..		\$7M
Fidelity Funds SICAV - Asian Eq..		\$5M
BNP Paribas Funds - Asia ex-Ja..	New	\$3M
Baring International Umbrella F..	New	\$2M
GAM Multistock SICAV - Asia Fo..	Close	(\$6M)
Pictet - Asian Equities (ex-Japa..		(\$9M)
LO Funds - Asia High Conviction		(\$10M)
T. Rowe Price Funds SICAV - Asi..		(\$10M)
iShares Tr. - MSCI All Country A..		(\$17M)
Morgan Stanley Inv. Fds. - Asia..		(\$25M)
T Rowe Price New Asia Fund		(\$62M)

### Largest Fund Level Changes in Stock Weight, %

Fund Name	Stock Name	New ..	Change
Matthews Asia Funds - Asia (ex-Ja..	China Overseas Property ..	New	2.15%
UBS (CH) Equity Fund - Emerging ..	Macrotech Developers Ltd.	New	1.83%
Prusik Asia Fund	Hang Lung Properties Li..	New	1.83%
BlackRock Global Funds - Asian Gr..	China Resources Land Li..	New	1.64%
Skandia Asia	DLF Limited	New	1.60%
Wellington Mgmt. Fds. (LU) - Asian..	Macrotech Developers Ltd.		1.59%
AB FCP I - Asia (ex-Japan) Equity ..	Link Real Estate Investm..	New	1.57%
GAM Multistock SICAV - Asia Focus..	Country Garden Services ..	Close	-1.30%
Eastspring Investments - Asian M..	CK Asset Holdings Limited		-1.31%
GAM Multistock SICAV - Asia Focus..	City Developments Limit..	Close	-1.32%
LO Funds - Asia High Conviction	CK Asset Holdings Limited	Close	-1.35%
BlackRock Global Funds - Asian Gr..	Poly Developments & Hol..	Close	-1.48%
Eastspring Investments - Asian Dy..	Sun Hung Kai Properties ..		-1.58%
Matthews Asia Funds - Asia (ex-Ja..	Nam Long Investment Co..	Close	-1.63%

### Aggregate Country Holding Changes

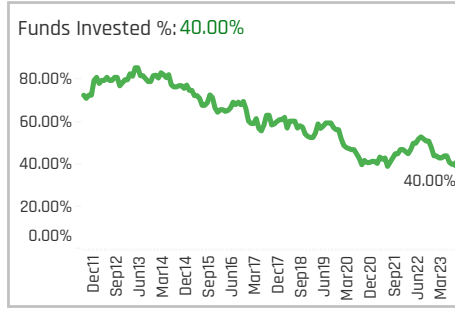
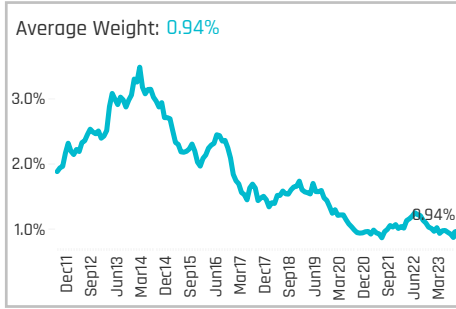
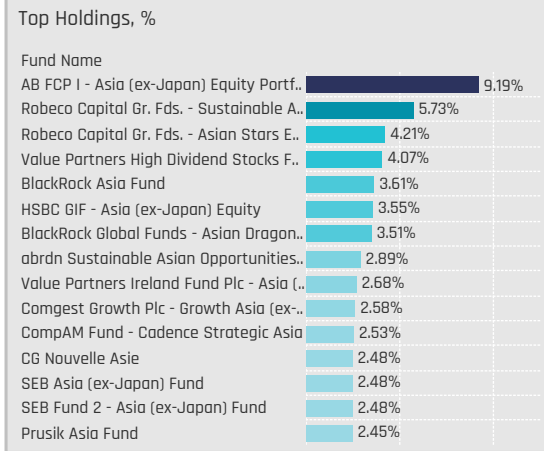
Country	Change	Flow
China & HK	3.00%	(\$49M)
Singapore	1.00%	(\$35M)
Philippines	1.00%	\$7M
India	1.00%	\$2M
Australia	1.00%	\$1M
Taiwan	0.00%	
South Korea	0.00%	
Malaysia	0.00%	\$0M
Japan	0.00%	
Thailand	-1.00%	\$0M
Vietnam	-1.00%	(\$13M)
Indonesia	-2.00%	(\$1M)

### Largest Changes in Fund Country Weight, %

Fund Name	New o..	Country	Change
UBS (CH) Equity Fund - Emerging As..		India	2.58%
Skandia Asia		India	2.52%
Matthews Asia Funds - Asia (ex-Jap..		China & HK	2.42%
Lansforsakringar Asienfonden		India	2.35%
Prusik Asia Fund	New	China & HK	1.83%
Baring International Umbrella Fund ..	New	China & HK	1.62%
Baillie Gifford Overseas Growth Fun..		India	1.60%
Carnegie Asia	Close	China & HK	-1.54%
Matthews Asia Funds - Asia (ex-Jap..	Close	Vietnam	-1.63%
UBS (CH) Equity Fund - Asia (USD)		China & HK	-1.75%
Eastspring Investments - Asian Dyn..		China & HK	-1.92%
Eastspring Investments - Asian Mul..		China & HK	-2.23%
LO Funds - Asia High Conviction		China & HK	-2.27%
GAM Multistock SICAV - Asia Focus ..	Close	China & HK	-2.29%

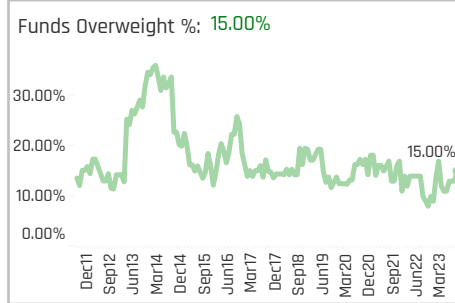
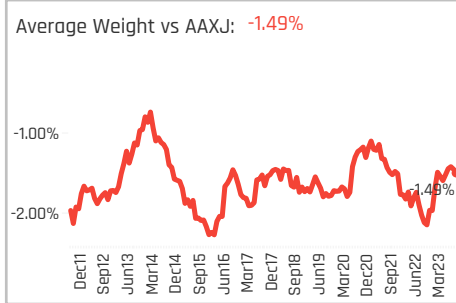
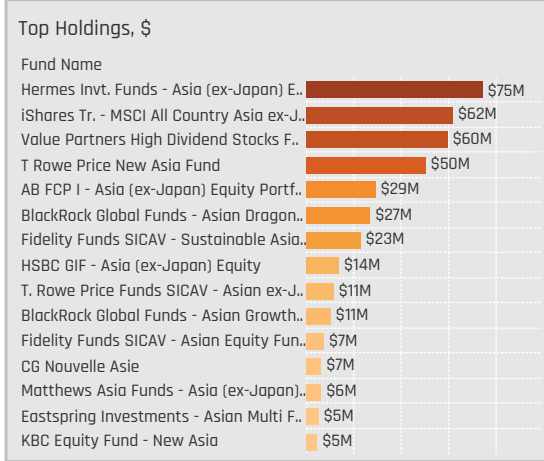
### Largest Fund Level Stock Inflows/Outflows, \$

Fund Name	Stock Name	New..	Flow
Value Partners High Dividend Stock..	Longfor Group Holdings L..		\$18M
Fidelity Funds SICAV - Sustainable ..	Sun Hung Kai Properties ..		\$12M
BlackRock Global Funds - Asian Gro..	China Resources Land Li..	New	\$11M
Matthews Asia Funds - Asia (ex-Ja..	China Overseas Property ..	New	\$8M
AB FCP I - Asia (ex-Japan) Equity P..	Link Real Estate Investm..	New	\$7M
Schroder ISF - Asian Opportunities	Ayala Land Inc.		\$7M
Value Partners High Dividend Stock..	Country Garden Services ..	New	\$6M
LO Funds - Asia High Conviction	CK Asset Holdings Limited	Close	(\$7M)
Pictet - Asian Equities (ex-Japan)	KE Holdings Inc Class A		(\$9M)
Matthews Asia Funds - Asia (ex-Ja..	Nam Long Investment Co..	Close	(\$10M)
BlackRock Global Funds - Asian Gro..	Poly Developments & Hol..	Close	(\$10M)
T Rowe Price New Asia Fund	KE Holdings Inc Class A		(\$21M)
T Rowe Price New Asia Fund	CapitaLand Integrated C..		(\$24M)
Morgan Stanley Inv. Fds. - Asia Op..	KE Holdings Inc Class A		(\$25M)



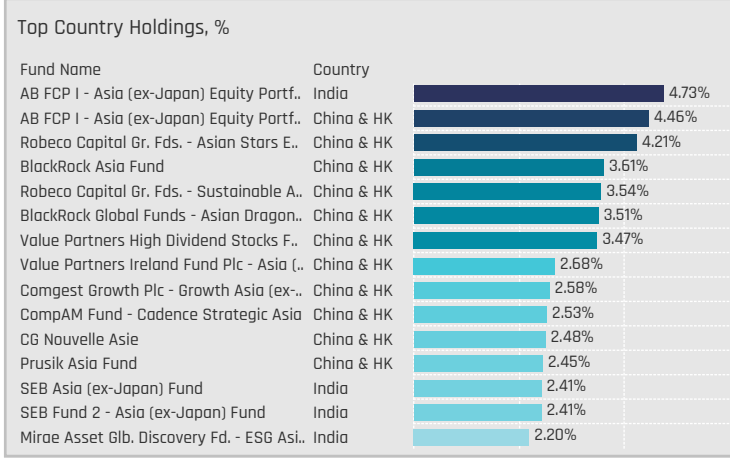
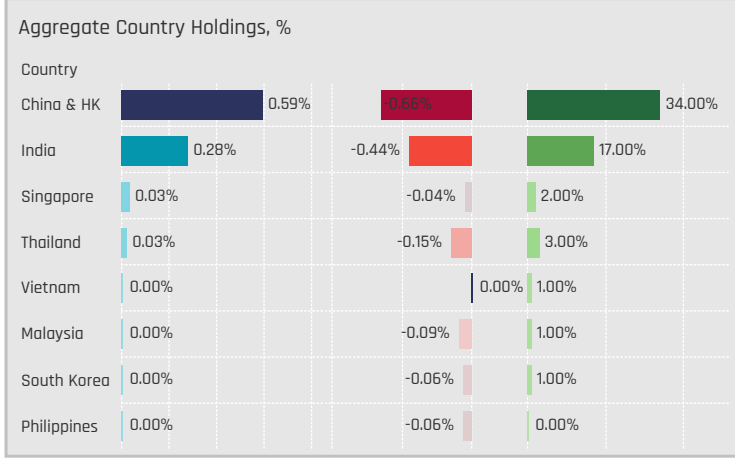
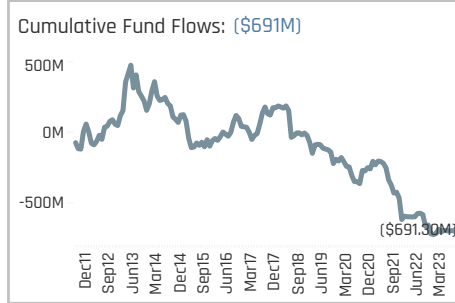
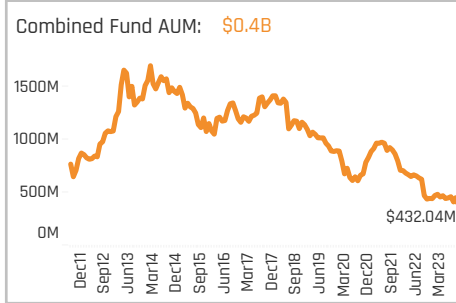
### Aggregate Stock Holdings Data, Ranked by Most Widely Held.

Ticker	Stock Name	Funds Invested %	Average Weight	Vs Benchmark	Fund AUM, \$
1193-HK	China Resources Gas Group Li..	9.00%	0.12%	0.07%	\$31M
532898-IN	Power Grid Corporation of Ind..	8.00%	0.15%	-0.04%	\$77M
135-HK	KunLun Energy Co. Ltd.	8.00%	0.12%	0.05%	\$55M
1798-HK	China Datang Corp. Renewabl..	7.00%	0.03%	0.03%	\$2M
600900-CN	China Yangtze Power Co., Ltd...	6.00%	0.08%	0.00%	\$12M
2688-HK	ENN Energy Holdings Limited	6.00%	0.07%	-0.05%	\$30M
956-HK	China Suntien Green Energy C..	5.00%	0.03%	0.03%	\$32M
916-HK	China Langyuan Power Group..	5.00%	0.05%	0.01%	\$12M
532514-IN	Indraprastha Gas Limited	5.00%	0.03%	0.00%	\$6M
532155-IN	GAIL (India) Limited	4.00%	0.04%	-0.02%	\$47M
270-HK	Guangdong Investment Limit..	4.00%	0.06%	0.01%	\$31M
U96-SG	Sembcorp Industries Ltd.	2.00%	0.03%	-0.04%	\$5M
GULF.F-TH	Gulf Energy Development Pub..	2.00%	0.02%	0.02%	\$1M
532555-IN	NTPC Limited	2.00%	0.01%	-0.22%	\$13M
VSH-VN	Vinh Son-Song Hinh Hydropa..	1.00%	0.00%	0.00%	\$0M



### Top Stock Holdings, %

Fund Name	Ticker	Stock Name	Weight
Robeco Capital Gr. Fds. - Asian Stars E..	135-HK	KunLun Energy Co. Ltd.	2.94%
AB FCP I - Asia (ex-Japan) Equity Portf..	135-HK	KunLun Energy Co. Ltd.	2.59%
Comgest Growth Plc - Growth Asia (ex-..)	1193-HK	China Resources Gas ..	2.58%
CompAM Fund - Cadence Strategic Asia	270-HK	Guangdong Investme..	2.53%
CG Nouvelle Asie	1193-HK	China Resources Gas ..	2.48%
Prusik Asia Fund	600900-CN	China Yangtze Power ..	2.45%
SEB Asia (ex-Japan) Fund	532898-IN	Power Grid Corporatio..	2.41%
SEB Fund 2 - Asia (ex-Japan) Fund	532898-IN	Power Grid Corporatio..	2.41%
AB FCP I - Asia (ex-Japan) Equity Portf..	532155-IN	GAIL (India) Limited	2.21%
Mirae Asset Glb. Discovery Fd. - ESG Asi..	532898-IN	Power Grid Corporatio..	2.20%
Robeco Capital Gr. Fds. - Sustainable A..	539957-IN	Mahanagar Gas Ltd	2.19%
Asian Equity Income Fund	135-HK	KunLun Energy Co. Ltd.	2.16%
Robeco Capital Gr. Fds. - Sustainable A..	600900-CN	China Yangtze Power ..	2.10%
abrdn Sustainable Asian Opportunities..	532898-IN	Power Grid Corporatio..	2.07%
Man International ICVC - GLG Asia (ex J..	1193-HK	China Resources Gas ..	1.97%



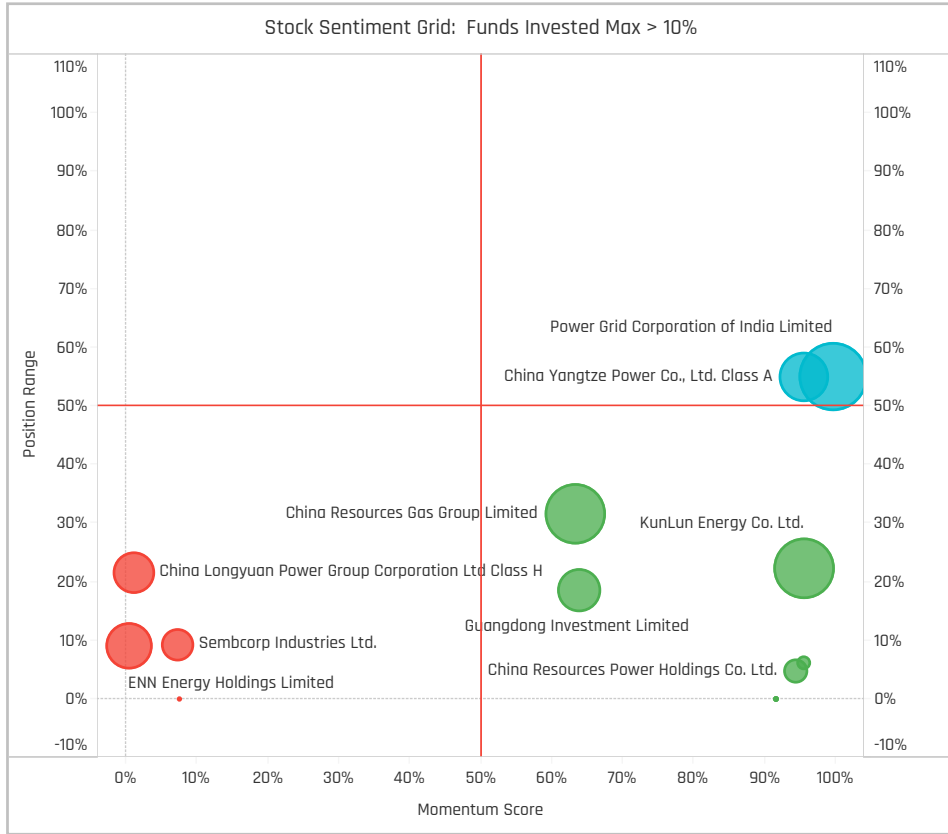
### Top Stock Holdings, \$

Fund Name	Ticker	Stock Name	Value
Hermes Invt. Funds - Asia (ex-Japan) E..	135-HK	KunLun Energy Co. Ltd.	\$41M
T Rowe Price New Asia Fund	532898-IN	Power Grid Corporation ..	\$39M
Hermes Invt. Funds - Asia (ex-Japan) E..	532155-IN	GAIL (India) Limited	\$33M
Value Partners High Dividend Stocks F..	836-HK	China Resources Power ..	\$25M
Fidelity Funds SICAV - Sustainable Asia..	956-HK	China Suntien Green En..	\$23M
Value Partners High Dividend Stocks F..	270-HK	Guangdong Investment ..	\$19M
BlackRock Global Funds - Asian Dragon..	2688-HK	ENN Energy Holdings Li..	\$12M
T Rowe Price New Asia Fund	1193-HK	China Resources Gas Gr..	\$11M
BlackRock Global Funds - Asian Growth..	2688-HK	ENN Energy Holdings Li..	\$11M
T. Rowe Price Funds SICAV - Asian ex-J..	532898-IN	Power Grid Corporation ..	\$9M
AB FCP I - Asia (ex-Japan) Equity Portf..	135-HK	KunLun Energy Co. Ltd.	\$8M
BlackRock Global Funds - Asian Dragon..	270-HK	Guangdong Investment ..	\$8M
BlackRock Global Funds - Asian Dragon..	600900-..	China Yangtze Power Co..	\$7M
Fidelity Funds SICAV - Asian Equity Fun..	956-HK	China Suntien Green En..	\$7M
AB FCP I - Asia (ex-Japan) Equity Portf..	532155-IN	GAIL (India) Limited	\$7M

### Largest Changes in Fund Weight, %

Fund Name	New or C..	Change
Natixis Intl. Fds. (Lux) I - Natixis ..	New	1.65%
HSBC GIF - Asia (ex-Japan) Equi..		1.60%
SEB Fund 2 - Asia (ex-Japan) Fu..		1.54%
SEB Asia (ex-Japan) Fund		1.54%
Value Partners High Dividend St..		1.50%
Sydivest Fjernosten		0.98%
Hermes Invt. Funds - Asia (ex-Ja..		0.66%
CompAM Fund - Cadence Strate..		-0.49%
T. Rowe Price Funds SICAV - Asi..	Close	-0.72%
T. Rowe Price Fds. OEIC - Asian O..	Close	-0.73%
T Rowe Price Asia Opportunities ..	Close	-0.73%
Robeco Capital Gr. Fds. - Sustai..	Close	-0.73%
TT International Funds Plc - Asia..	Close	-0.88%
Prusik Asia Fund		-3.03%

Ave Wgt Δ	Funds Invested Δ	Fund Flows, \$	Av Wgt vs AAXJ Δ	Funds O/W % Δ
0.00%	-3.00%	\$9M	0.04%	3.00%



### Aggregate Stock Holdings Changes

Ticker	Stock Name	Funds Invested % Δ	Average Weight Δ	Fund Flows, \$
532898-IN	Power Grid Corporation of Indi..	3.00%	0.09%	\$12M
532555-IN	NTPC Limited	2.00%	0.01%	\$6M
532155-IN	GAIL (India) Limited	2.00%	0.01%	\$8M
1798-HK	China Datang Corp. Renewabl..	1.00%	-0.04%	(\$6M)
532514-IN	Indraprastha Gas Limited	1.00%	0.02%	\$0M
532702-IN	Gujarat State Petronet Limited	1.00%	0.00%	\$0M
1816-HK	CGN Power Co., Ltd. Class H	1.00%	0.00%	\$6M
RNW-US	ReNew Energy Global plc Class..	-1.00%	-0.01%	\$0M
MWC-PH	Manila Water Co. Inc.	-1.00%	0.00%	\$0M
600803-CN	ENN Ecological Holdings Co., LT..	-1.00%	0.00%	\$3M
1038-HK	CK Infrastructure Holdings Lim..	-1.00%	0.00%	(\$3M)
004690-KR	Samchully Co., Ltd	-1.00%	0.00%	\$0M
916-HK	China Longyuan Power Group ..	-3.00%	-0.05%	(\$8M)
2688-HK	ENN Energy Holdings Limited	-4.00%	-0.07%	\$1M

### Largest Fund Flows, \$

Fund Name	New or Cl..	Flow
Value Partners High Dividend S..		\$29M
Hermes Invt. Funds - Asia (ex-J..		\$13M
HSBC GIF - Asia (ex-Japan) Equi..		\$7M
BlackRock Global Funds - Asian ..		\$5M
SEB Asia (ex-Japan) Fund		\$2M
SEB Fund 2 - Asia (ex-Japan) F..		\$2M
BlackRock Global Funds - Asian ..		\$1M
Nomura Fds. Ireland Plc - Asia (..		(\$1M)
T. Rowe Price Funds SICAV - Asi..	Close	(\$2M)
T. Rowe Price Funds SICAV - Asi..		(\$3M)
Prusik Asia Fund		(\$5M)
AB FCP I - Asia (ex-Japan) Equi..		(\$10M)
iShares Tr. - MSCI All Country A..		(\$12M)
T Rowe Price New Asia Fund		(\$18M)

### Largest Fund Level Changes in Stock Weight, %

Fund Name	Stock Name	New ..	Change
Prusik Asia Fund	China Yangtze Power Co...	New	2.45%
SEB Asia (ex-Japan) Fund	Power Grid Corporation o..	New	2.41%
SEB Fund 2 - Asia (ex-Japan) Fund	Power Grid Corporation o..	New	2.41%
Natixis Intl. Fds. (Lux) I - Natixis As..	Indraprastha Gas Limited	New	1.65%
HSBC GIF - Asia (ex-Japan) Equity	Power Grid Corporation o..	New	1.46%
Value Partners High Dividend Stoc..	China Resources Power H..		1.13%
HSBC GIF - Asia (ex-Japan) Equity	China Resources Gas Gro..	New	1.09%
T Rowe Price Asia Opportunities F..	ENN Energy Holdings Lim..	Close	-0.73%
TT International Funds Plc - Asia (e..	ReNew Energy Global plc ..	Close	-0.88%
Robeco Capital Gr. Fds. - Sustaina..	China Datang Corp. Rene..		-0.94%
HSBC GIF - Asia (ex-Japan) Equity	China Longyuan Power G..		-0.95%
AB FCP I - Asia (ex-Japan) Equity ..	China Datang Corp. Rene..		-1.08%
Prusik Asia Fund	China Longyuan Power G..	Close	-2.50%
Prusik Asia Fund	ENN Energy Holdings Lim..	Close	-2.88%

### Aggregate Country Holding Changes

Country	Change	Flow
India	5.00%	\$22M
Vietnam	0.00%	\$0M
Thailand	0.00%	(\$1M)
Taiwan	0.00%	
Pakistan	0.00%	
New Zealand	0.00%	
Malaysia	0.00%	\$0M
Indonesia	0.00%	
Bangladesh	0.00%	
Australia	0.00%	
Singapore	-1.00%	(\$1M)
South Korea	-1.00%	(\$1M)
Philippines	-1.00%	\$0M
China & HK	-3.00%	(\$9M)

### Largest Changes in Fund Country Weight, %

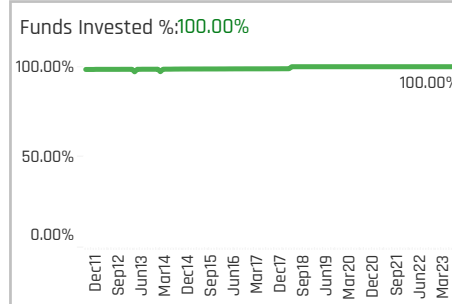
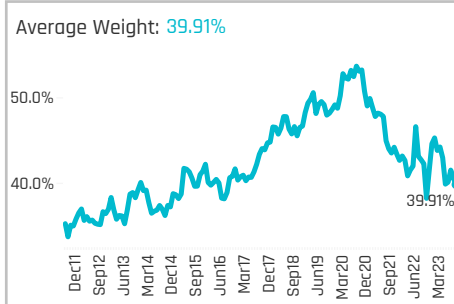
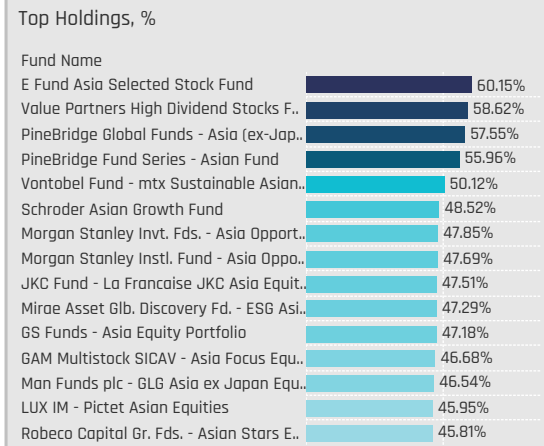
Fund Name	New o..	Country	Change
SEB Asia (ex-Japan) Fund	New	India	2.41%
SEB Fund 2 - Asia (ex-Japan) Fund	New	India	2.41%
Natixis Intl. Fds. (Lux) I - Natixis Asia..	New	India	1.65%
Sydivest Fjernosten	New	India	1.49%
HSBC GIF - Asia (ex-Japan) Equity	New	India	1.46%
AB FCP I - Asia (ex-Japan) Equity Pa..		India	1.03%
Value Partners High Dividend Stock..		China & HK	0.91%
T Rowe Price Asia Opportunities Fun..	Close	China & HK	-0.73%
AB FCP I - Asia (ex-Japan) Equity Pa..		China & HK	-0.83%
SEB Fund 2 - Asia (ex-Japan) Fund		China & HK	-0.86%
SEB Asia (ex-Japan) Fund		China & HK	-0.87%
TT International Funds Plc - Asia (ex..	Close	India	-0.88%
Robeco Capital Gr. Fds. - Sustainabl..		China & HK	-1.17%
Prusik Asia Fund		China & HK	-3.03%

### Largest Fund Level Stock Inflows/Outflows, \$

Fund Name	Stock Name	New..	Flow
Value Partners High Dividend Stock..	China Resources Power H..		\$20M
Hermes Invt. Funds - Asia (ex-Japa..	GAIL (India) Limited		\$7M
Hermes Invt. Funds - Asia (ex-Japa..	KunLun Energy Co. Ltd.		\$6M
Value Partners High Dividend Stock..	CGN Power Co., Ltd. Class..	New	\$6M
HSBC GIF - Asia (ex-Japan) Equity	Power Grid Corporation o..	New	\$5M
BlackRock Global Funds - Asian Dra..	ENN Energy Holdings Lim..		\$5M
HSBC GIF - Asia (ex-Japan) Equity	China Resources Gas Gro..	New	\$5M
AB FCP I - Asia (ex-Japan) Equity P..	GAIL (India) Limited		(\$3M)
HSBC GIF - Asia (ex-Japan) Equity	China Longyuan Power G..		(\$3M)
Prusik Asia Fund	ENN Energy Holdings Lim..	Close	(\$3M)
Value Partners High Dividend Stock..	CK Infrastructure Holding..	Close	(\$3M)
T. Rowe Price Funds SICAV - Asian ..	China Resources Gas Gro..		(\$4M)
AB FCP I - Asia (ex-Japan) Equity P..	China Datang Corp. Rene..		(\$4M)
T Rowe Price New Asia Fund	China Resources Gas Gro..		(\$18M)

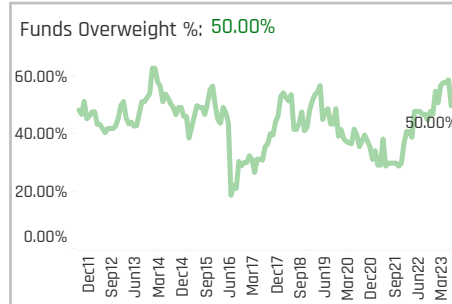
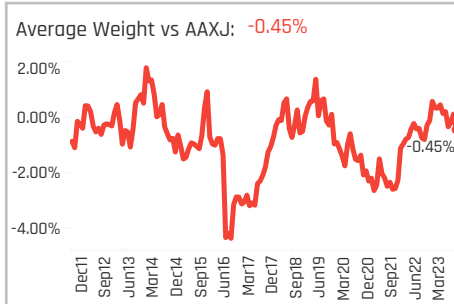
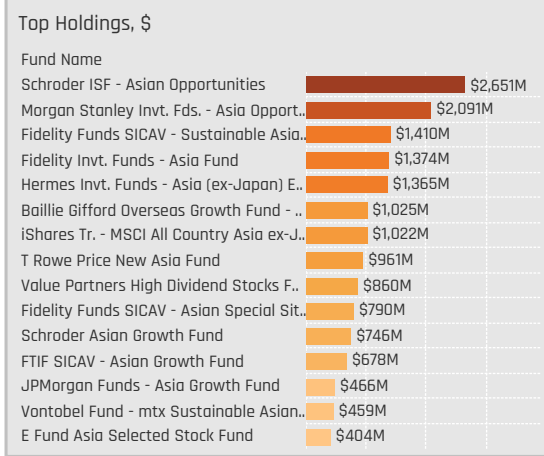


# Country Profiles



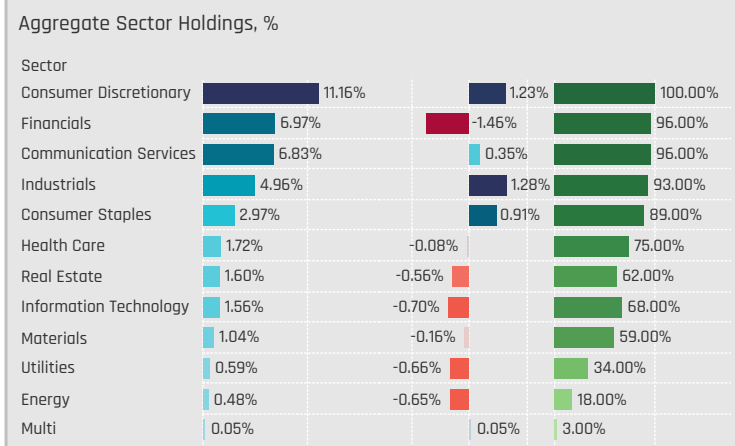
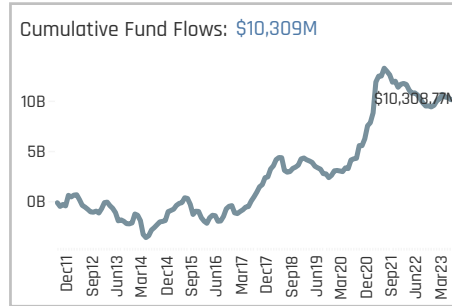
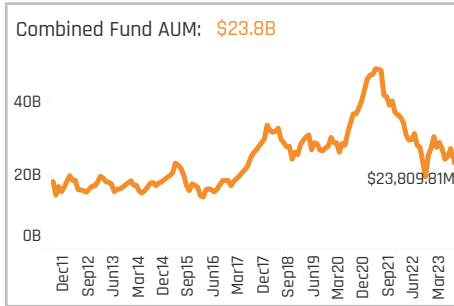
### Aggregate Stock Holdings Data, Ranked by Most Widely Held.

Ticker	Stock Name	Funds Invested %	Average Weight	Vs Benchmark	Fund AUM, \$
700-HK	Tencent Holdings Ltd.	87.00%	4.69%	0.07%	\$2,514M
9988-HK	Alibaba Group Holding Ltd.	82.00%	3.47%	0.31%	\$1,945M
1299-HK	AIA Group Limited	78.00%	2.59%	0.93%	\$1,730M
3690-HK	Meituan Class B	66.00%	1.36%	0.06%	\$1,023M
9618-HK	JD.com, Inc. Class A	55.00%	0.75%	0.14%	\$508M
388-HK	Hong Kong Exchanges & Clear..	52.00%	1.01%	0.22%	\$595M
2318-HK	Ping An Insurance (Group) Co..	44.00%	0.89%	0.22%	\$360M
3968-HK	China Merchants Bank Co., Lt..	42.00%	0.68%	0.38%	\$323M
669-HK	Techtronic Industries Co., Ltd.	39.00%	0.46%	0.23%	\$428M
600519-CN	Kweichow Moutai Co., Ltd. Cla..	36.00%	0.94%	0.61%	\$590M
9961-HK	Trip Com Group Ltd	35.00%	0.65%	0.30%	\$505M
NTESEF-US	NetEase, Inc.	33.00%	0.73%	0.03%	\$245M
YUMC-US	Yum China Holdings, Inc.	31.00%	0.68%	0.29%	\$372M
BIDU-US	Baidu Inc Sponsored ADR Clas..	30.00%	0.57%	-0.11%	\$334M
2313-HK	Shenzhen International Group..	28.00%	0.37%	0.23%	\$320M



### Top Stock Holdings, %

Fund Name	Ticker	Stock Name	Weight
PineBridge Global Funds - Asia (ex-Jap..	PDD-US	Pinduoduo, Inc. Spons..	11.45%
E Fund Asia Selected Stock Fund	700-HK	Tencent Holdings Ltd.	9.79%
Fidelity Asia Fund	600519-CN	Kweichow Moutai Co., ..	9.12%
Asian Equity Income Fund	941-HK	China Mobile Limited	8.67%
E Fund Asia Selected Stock Fund	883-HK	CNOOC Limited	8.44%
Nomura Fds. Ireland Plc - Asia (ex-Japa..	700-HK	Tencent Holdings Ltd.	8.10%
Nomura Asset Asia Open	700-HK	Tencent Holdings Ltd.	7.90%
Sydinvest Fjernosten	700-HK	Tencent Holdings Ltd.	7.73%
Fidelity Funds SICAV - Asian Equity Fun..	1299-HK	AIA Group Limited	7.68%
E Fund Asia Selected Stock Fund	9988-HK	Alibaba Group Holding..	7.66%
JPM Asset GIM Asian Equity Active Ope..	700-HK	Tencent Holdings Ltd.	7.64%
Fidelity Funds SICAV - Sustainable Asia..	1299-HK	AIA Group Limited	7.63%
Fidelity Inv. Funds - Emerging Asia Fu..	1299-HK	AIA Group Limited	7.51%
BlackRock Global Funds - Asian Growth..	9988-HK	Alibaba Group Holding..	7.47%
GS Funds - Asia Equity Portfolio	700-HK	Tencent Holdings Ltd.	7.44%



### Top Sector Holdings, %

Fund Name	Sector	Weight
PineBridge Global Funds - Asia (ex-Jap..	Consumer Discretionary	31.34%
PineBridge Fund Series - Asian Fund	Consumer Discretionary	24.85%
E Fund Asia Selected Stock Fund	Consumer Discretionary	23.02%
Mirae Asset Glb. Discovery Fd. - ESG Asi..	Consumer Discretionary	18.93%
GAM Star Fund Plc - Asian Equity	Consumer Discretionary	17.74%
Robeco Capital Gr. Fds. - Asian Stars E..	Consumer Discretionary	16.78%
Mirae Asset Glb. Discovery Fd. - ESG Asi..	Consumer Discretionary	16.47%
SEB Asia (ex-Japan) Fund	Financials	16.20%
SEB Fund 2 - Asia (ex-Japan) Fund	Financials	16.15%
Vontobel Fund - mtx Sustainable Asian..	Consumer Discretionary	15.94%
Man Funds plc - GLG Asia ex Japan Equ..	Consumer Discretionary	15.94%
JKC Fund - La Francaise JKC Asia Equit..	Consumer Discretionary	15.91%
JKC Fund - La Francaise JKC Asia Equit..	Industrials	15.83%
GAM Multistock SICAV - Asia Focus Equ..	Financials	15.77%
Hermes Inv. Funds - Asia (ex-Japan) E..	Consumer Discretionary	15.57%

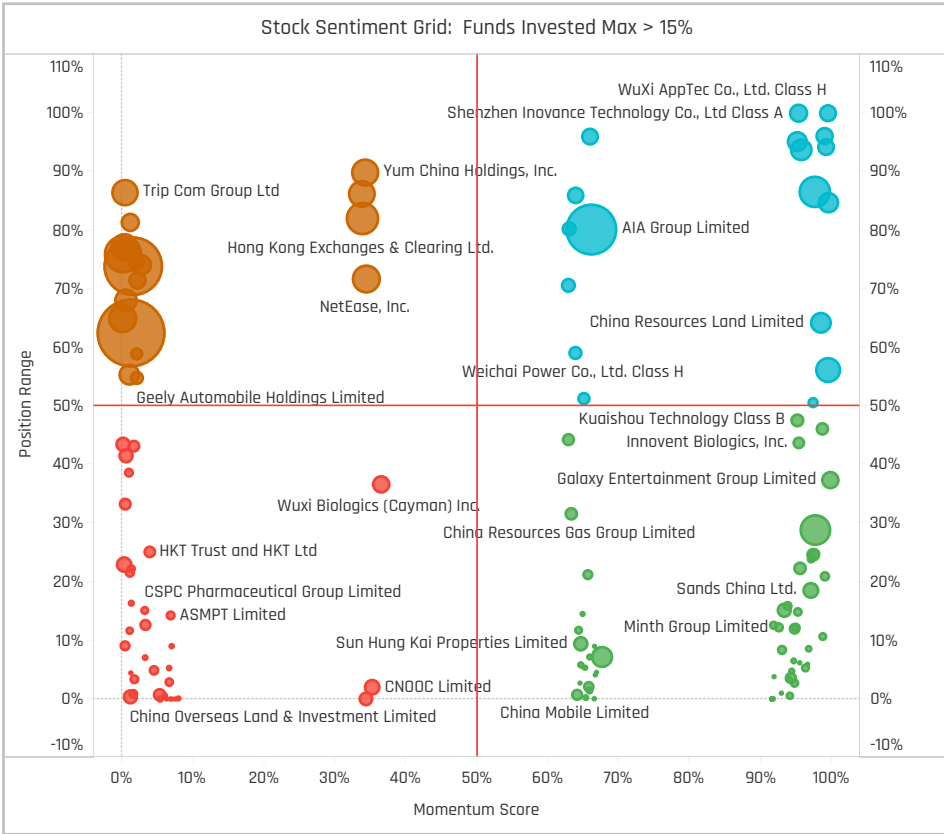
### Top Stock Holdings, \$

Fund Name	Ticker	Stock Name	Value
Schroder ISF - Asian Opportunities	700-HK	Tencent Holdings Ltd.	\$296M
Fidelity Funds SICAV - Sustainable Asia..	1299-HK	AIA Group Limited	\$257M
Morgan Stanley Inv. Fds. - Asia Oppor..	3690-HK	Meituan Class B	\$245M
Schroder ISF - Asian Opportunities	9988-HK	Alibaba Group Holding L..	\$239M
Morgan Stanley Inv. Fds. - Asia Oppor..	6862-HK	Haidilao International H..	\$230M
Schroder ISF - Asian Opportunities	1299-HK	AIA Group Limited	\$221M
Morgan Stanley Inv. Fds. - Asia Oppor..	600519-C..	Kweichow Moutai Co., Lt..	\$205M
Morgan Stanley Inv. Fds. - Asia Oppor..	9961-HK	Trip Com Group Ltd	\$202M
Fidelity Inv. Funds - Asia Fund	1299-HK	AIA Group Limited	\$196M
Fidelity Inv. Funds - Asia Fund	700-HK	Tencent Holdings Ltd.	\$192M
Morgan Stanley Inv. Fds. - Asia Oppor..	2423-HK	KE Holdings Inc Class A	\$190M
Morgan Stanley Inv. Fds. - Asia Oppor..	700-HK	Tencent Holdings Ltd.	\$186M
T Rowe Price New Asia Fund	700-HK	Tencent Holdings Ltd.	\$157M
Schroder ISF - Asian Opportunities	669-HK	Techtronic Industries Co..	\$145M
Fidelity Inv. Funds - Asia Fund	9988-HK	Alibaba Group Holding L..	\$140M

### Largest Changes in Fund Weight, %

Fund Name	New or C..	Change
Matthews Asia Funds - Asia (ex-..		5.69%
UBS (CH) Equity Fund - Emergin..		3.40%
Fidelity Funds SICAV - Asian Equ..		2.38%
Fidelity Funds SICAV - Sustaina..		1.54%
Fidelity Inv. Funds - Emerging A..		1.41%
Robeco Capital Gr. Fds. - Asian S..		0.46%
Asian Equity Income Fund		0.28%
Nikko AM Global Umbrella Fund ..		-9.68%
Swedbank Robur Asienfond		-9.88%
Skandia Asia		-10.03%
Prusik Asia Fund		-10.15%
HSBC GIF - Asia (ex-Japan) Equi..		-10.17%
Lansforskringar Asienfonden		-12.92%
Carnegie Asia		-15.05%

Ave Wgt Δ	Funds Invested Δ	Fund Flows, \$	Av Wgt vs AAXJ Δ	Funds O/W % Δ
-4.42%	0.00%	(\$493M)	-0.90%	-8.00%



### Aggregate Stock Holdings Changes

Ticker	Stock Name	Funds Invested % Δ	Average Weight Δ	Fund Flows, \$
BZ-US	Kanzhun Ltd. Sponsored ADR	6.00%	0.05%	\$11M
300750-CN	Contemporary Amperex Techn..	5.00%	0.02%	\$18M
2015-HK	Li Auto, Inc. Class A	5.00%	0.12%	\$13M
27-HK	Galaxy Entertainment Group Li..	4.00%	0.08%	\$38M
2899-HK	Zijin Mining Group Co., Ltd. Cla..	4.00%	0.03%	\$44M
BIDU-US	Baidu Inc Sponsored ADR Clas..	4.00%	0.04%	\$61M
600563-CN	Xiamen Faratronic Co. Ltd. Cla..	3.00%	0.01%	\$12M
2688-HK	ENN Energy Holdings Limited	-4.00%	-0.07%	\$1M
3968-HK	China Merchants Bank Co., Ltd..	-4.00%	-0.15%	(\$31M)
9618-HK	JD.com, Inc. Class A	-6.00%	-0.34%	(\$48M)
2388-HK	BOC Hong Kong (Holdings) Lim..	-6.00%	-0.07%	(\$29M)
6690-HK	Haier Smart Home Co., Ltd. Cla..	-7.00%	-0.03%	\$12M
601012-CN	LONGI Green Energy Technolog..	-8.00%	-0.14%	(\$14M)
3690-HK	Meituan Class B	-12.00%	-0.28%	\$18M

### Largest Fund Flows, \$

Fund Name	New or Cl..	Flow
Fidelity Funds SICAV - Sustaina..		\$255M
Hermes Inv. Funds - Asia (ex-J..		\$140M
Fidelity Funds SICAV - Asian Equ..		\$86M
Vontobel Fund - mtx Sustainab..		\$54M
Matthews Asia Funds - Asia (ex..		\$48M
Baillie Gifford Overseas Growth ..		\$47M
JPMorgan Funds - Asia Growth ..		\$38M
AB FCP I - Asia (ex-Japan) Equi..		(\$64M)
Swedbank Robur Asienfond		(\$65M)
T Rowe Price New Asia Fund		(\$105M)
Morgan Stanley Inv. Fds. - Asia..		(\$106M)
Schroder ISF - Asian Opportunit..		(\$107M)
Fidelity Inv. Funds - Asia Fund		(\$166M)
iShares Tr. - MSCI All Country A..		(\$174M)

### Largest Fund Level Changes in Stock Weight, %

Fund Name	Stock Name	New ..	Change
JKC Fund - La Francaise JKC Asia ..	Sany Heavy Equipment I..	New	4.63%
UBS (CH) Equity Fund - Emerging ..	Pinduoduo, Inc. Sponsore..	New	4.45%
UBS (CH) Equity Fund - Asia (USD)	Pinduoduo, Inc. Sponsore..	New	4.03%
Invesco Funds - Asia Opportunitie..	Bank of China Limited Cl..	New	3.35%
PineBridge Global Funds - Asia (ex..	Pinduoduo, Inc. Sponsore..		3.21%
AB FCP I - Asia (ex-Japan) Equity ..	PetroChina Company Lim..	New	3.15%
Nikko AM Global Umbrella Fund - A..	Alibaba Group Holding Lt..	New	3.09%
UBS (CH) Equity Fund - Asia (USD)	Alibaba Group Holding Lt..	Close	-3.01%
Value Partners High Dividend Stoc..	China Telecom Corp. Ltd. ..		-3.01%
Prusik Asia Fund	Kweichow Moutai Co., Lt..	Close	-3.09%
Prusik Asia Fund	Proya Cosmetics Co., Ltd..	Close	-3.30%
Prusik Asia Fund	Wuliangye Yibin Co., Ltd. ..	Close	-3.72%
Fidelity Asia Fund	Trip Com Group Ltd	Close	-4.08%
JKC Fund - La Francaise JKC Asia ..	China MeiDong Auto Hold..		-5.70%

### Aggregate Country Holding Changes

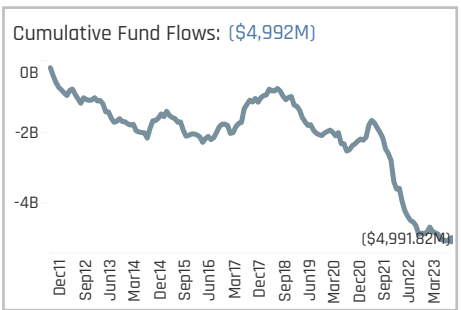
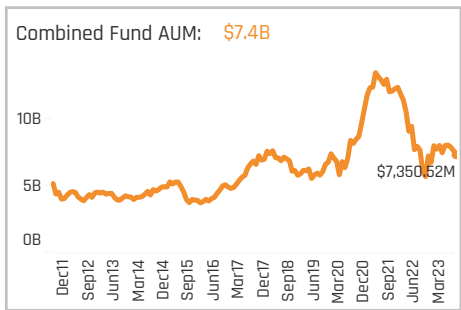
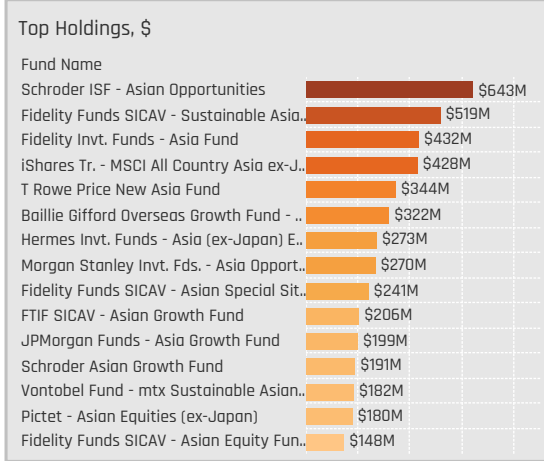
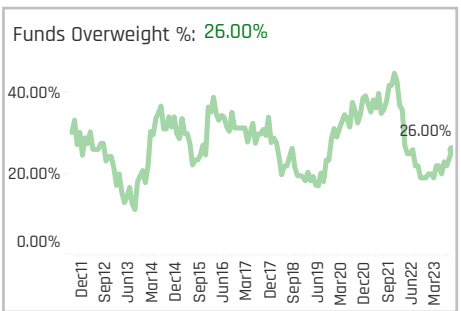
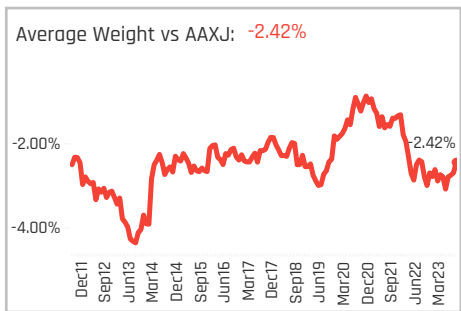
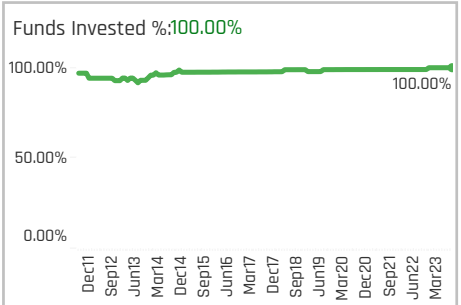
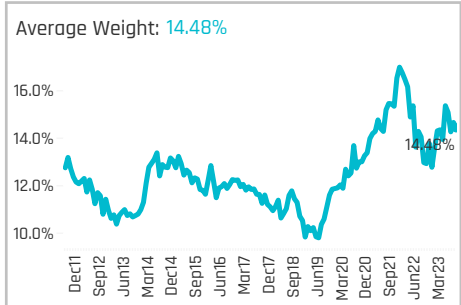
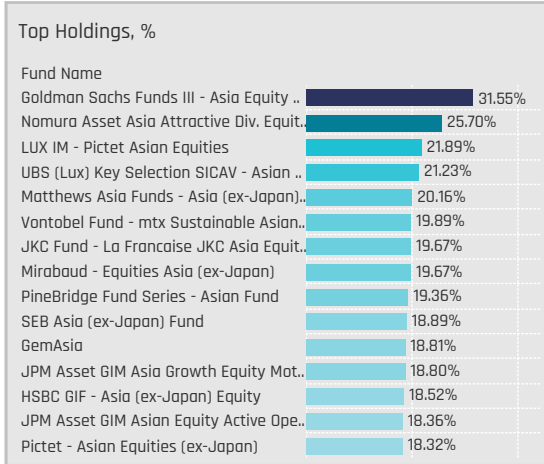
Sector	Change	Flow
Real Estate	3.00%	(\$49M)
Financials	1.00%	(\$188M)
Consumer Staples	1.00%	(\$18M)
Multi	0.00%	\$0M
Consumer Discretionary	0.00%	(\$246M)
Materials	-1.00%	\$7M
Industrials	-2.00%	\$118M
Energy	-2.00%	(\$29M)
Communication Services	-2.00%	\$125M
Utilities	-3.00%	(\$9M)
Health Care	-4.00%	(\$49M)
Information Technology	-7.00%	(\$154M)

### Largest Changes in Fund Country Weight, %

Fund Name	New o..	Sector	Change
GAM Multistock SICAV - Asia Focus ..		Financials	5.94%
UBS (CH) Equity Fund - Emerging As..		Consumer Discretionary	4.31%
Invesco Funds - Asia Opportunitie..		Financials	3.39%
Robeco Capital Gr. Fds. - Asian Star..		Communication Services	3.36%
Matthews Asia Funds - Asia (ex-Jap..		Communication Services	3.09%
Eastspring Investments - Asian Mul..		Financials	2.95%
Prusik Asia Fund		Financials	2.90%
Fidelity Asia Fund		Consumer Discretionary	-4.28%
LO Funds - Asia High Conviction		Consumer Discretionary	-4.49%
AB FCP I - Asia (ex-Japan) Equity Pa..		Consumer Discretionary	-4.51%
Carnegie Asia		Consumer Discretionary	-5.92%
JKC Fund - La Francaise JKC Asia E..		Consumer Discretionary	-8.23%
GAM Multistock SICAV - Asia Focus ..		Information Technology	-8.24%
Prusik Asia Fund		Consumer Staples	-8.46%

### Largest Fund Level Stock Inflows/Outflows, \$

Fund Name	Stock Name	New..	Flow
Fidelity Funds SICAV - Sustainable ..	Tencent Holdings Ltd.		\$77M
Morgan Stanley Inv. Fds. - Asia Op..	Meituan Class B		\$53M
Morgan Stanley Inv. Fds. - Asia Op..	Tencent Holdings Ltd.		\$47M
Hermes Inv. Funds - Asia (ex-Japa..	Inner Mongolia Yili Indust..		\$44M
Hermes Inv. Funds - Asia (ex-Japa..	iQIYI, Inc. Sponsored ADR ..	New	\$42M
Fidelity Funds SICAV - Sustainable ..	Li Ning Company Limited	New	\$36M
Hermes Inv. Funds - Asia (ex-Japa..	China National Building ..		\$33M
Fidelity Asia Fund	Trip Com Group Ltd	Close	(\$32M)
Fidelity Inv. Funds - Asia Fund	AIA Group Limited		(\$33M)
Morgan Stanley Inv. Fds. - Asia Op..	Kuaishou Technology Cla..		(\$35M)
Value Partners High Dividend Stock..	China Telecom Corp. Ltd. ..		(\$44M)
Fidelity Funds SICAV - Sustainable ..	Trip Com Group Ltd		(\$54M)
Hermes Inv. Funds - Asia (ex-Japa..	Sinopharm Group Co., Lt..		(\$57M)
Morgan Stanley Inv. Fds. - Asia Op..	Trip Com Group Ltd		(\$100M)

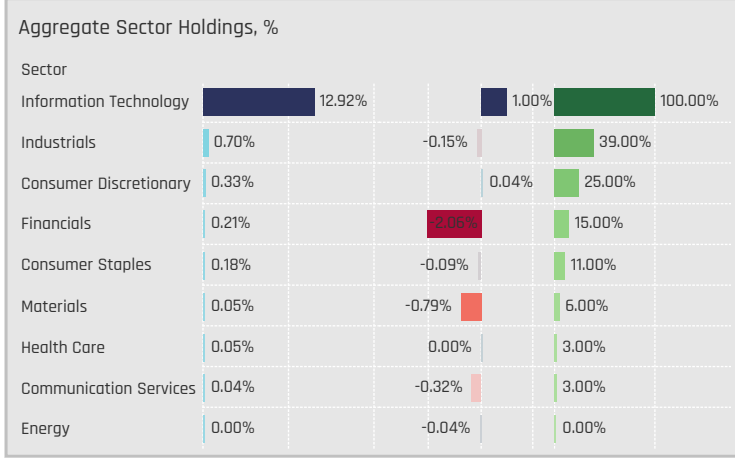


### Aggregate Stock Holdings Data, Ranked by Most Widely Held.

Ticker	Stock Name	Funds Invested %	Average Weight	Vs Benchmark	Fund AUM, \$
2330-TW	Taiwan Semiconductor Manuf..	98.00%	8.04%	1.00%	\$4,429M
2454-TW	MediaTek Inc	52.00%	0.83%	0.22%	\$573M
2308-TW	Delta Electronics, Inc.	27.00%	0.47%	0.13%	\$112M
3037-TW	Unimicron Technology Corp.	26.00%	0.34%	0.21%	\$175M
5871-TW	Chialease Holding Co. Ltd.	20.00%	0.27%	0.12%	\$111M
6415-TW	Silergy Corp.	18.00%	0.19%	0.12%	\$119M
2345-TW	Accton Technology Corp.	16.00%	0.31%	0.19%	\$165M
2317-TW	Hon Hai Precision Industry Co...	16.00%	0.33%	-0.38%	\$122M
6669-TW	Wiwynn Corp.	14.00%	0.14%	0.08%	\$99M
2395-TW	Advantech Co., Ltd.	14.00%	0.16%	0.06%	\$60M
3023-TW	SINBON Electronics Co., Ltd.	10.00%	0.18%	0.18%	\$27M
3008-TW	LARGAN Precision Co., Ltd.	10.00%	0.11%	0.00%	\$24M
2360-TW	Chroma Ate Inc.	10.00%	0.20%	0.20%	\$24M
2327-TW	Yageo Corporation	10.00%	0.15%	0.04%	\$107M
2379-TW	Realtek Semiconductor Corp	9.00%	0.09%	-0.01%	\$26M

### Top Stock Holdings, %

Fund Name	Ticker	Stock Name	Percentage
GemAsia	2330-TW	Taiwan Semiconducto..	16.41%
Goldman Sachs Funds III - Asia Equity ..	2382-TW	Quanta Computer Inc.	12.03%
T Rowe Price Asia Opportunities Fund	2330-TW	Taiwan Semiconductor..	11.53%
T Rowe Price New Asia Fund	2330-TW	Taiwan Semiconducto..	11.27%
abrdn Sustainable Asian Opportunities..	2330-TW	Taiwan Semiconducto..	10.93%
LUX IM - Pictet Asian Equities	2330-TW	Taiwan Semiconducto..	10.70%
UBS (Lux) Key Selection SICAV - Asian ..	2330-TW	Taiwan Semiconducto..	10.11%
FTIF SICAV - Asian Growth Fund	2330-TW	Taiwan Semiconducto..	9.94%
Baring AM (Japan) Asia Future Growth ..	2330-TW	Taiwan Semiconducto..	9.82%
Fidelity Funds SICAV - Sustainable Asia..	2330-TW	Taiwan Semiconducto..	9.70%
Fidelity Inv. Funds - Emerging Asia Fu..	2330-TW	Taiwan Semiconducto..	9.62%
JPM Asset GIM Asian Equity Active Ope..	2330-TW	Taiwan Semiconducto..	9.61%
Fullerton Lux Funds - Asia Focus Equit..	2330-TW	Taiwan Semiconducto..	9.60%
Fidelity Funds SICAV - Asian Equity Fun..	2330-TW	Taiwan Semiconducto..	9.59%
JPM Asset GIM Asia Growth Equity Mat..	2330-TW	Taiwan Semiconducto..	9.58%



### Top Sector Holdings, %

Fund Name	Sector	Percentage
Goldman Sachs Funds III - Asia Equity ..	Information Technology	28.77%
UBS (Lux) Key Selection SICAV - Asian ..	Information Technology	21.23%
Mirabaud - Equities Asia (ex-Japan)	Information Technology	19.67%
LUX IM - Pictet Asian Equities	Information Technology	19.44%
HSBC GIF - Asia (ex-Japan) Equity	Information Technology	18.52%
abrdn Sustainable Asian Opportunities..	Information Technology	18.17%
GemAsia	Information Technology	18.08%
Nomura Asset Asia Attractive Div. Equit..	Information Technology	17.95%
PineBridge Fund Series - Asian Fund	Information Technology	17.60%
Value Partners Ireland Fund Plc - Asia (..	Information Technology	17.50%
Swedbank Robur Asienfond	Information Technology	16.77%
Pictet - Asian Equities (ex-Japan)	Information Technology	16.54%
JPM Asset GIM Asia Growth Equity Mat..	Information Technology	16.22%
GAM Star Fund Plc - Asian Equity	Information Technology	16.05%
GAM Multistock SICAV - Asia Focus Equ..	Information Technology	15.71%

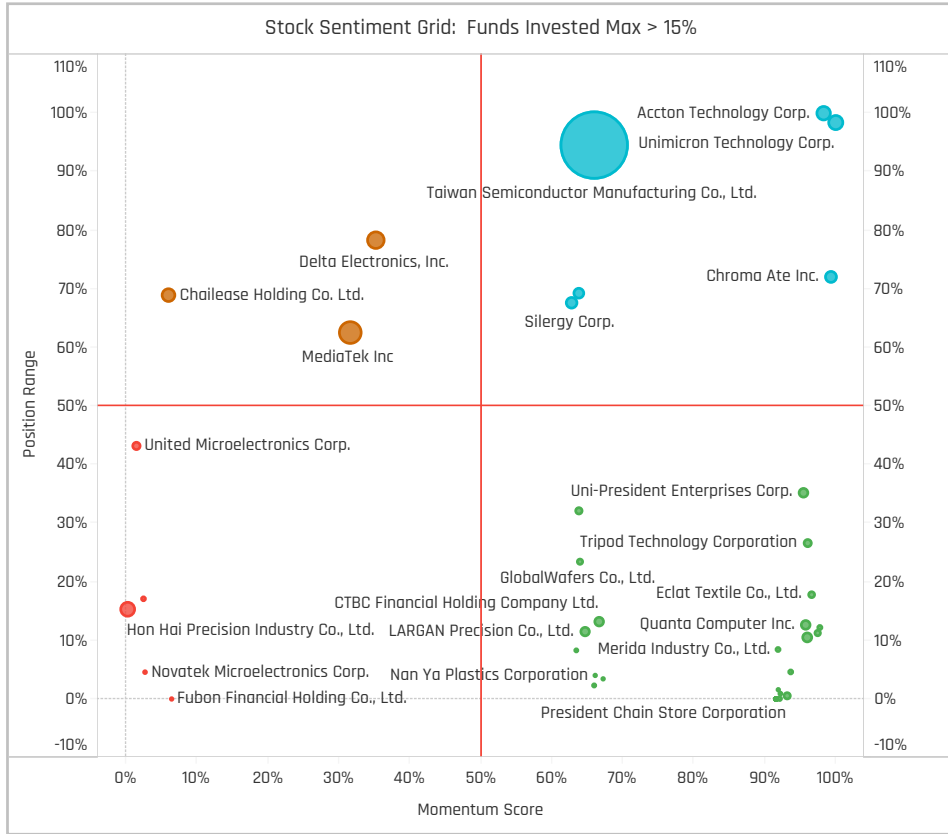
### Top Stock Holdings, \$

Fund Name	Ticker	Stock Name	Amount
Schroder ISF - Asian Opportunities	2330-TW	Taiwan Semiconductor ..	\$538M
Fidelity Funds SICAV - Sustainable Asia..	2330-TW	Taiwan Semiconductor ..	\$327M
Fidelity Inv. Funds - Asia Fund	2330-TW	Taiwan Semiconductor ..	\$318M
T Rowe Price New Asia Fund	2330-TW	Taiwan Semiconductor ..	\$282M
FTIF SICAV - Asian Growth Fund	2330-TW	Taiwan Semiconductor ..	\$185M
iShares Tr. - MSCI All Country Asia ex-J..	2330-TW	Taiwan Semiconductor ..	\$178M
Fidelity Funds SICAV - Asian Special Sit..	2330-TW	Taiwan Semiconductor ..	\$177M
Morgan Stanley Inv. Fds. - Asia Opport..	2330-TW	Taiwan Semiconductor ..	\$159M
Schroder Asian Growth Fund	2330-TW	Taiwan Semiconductor ..	\$146M
Baillie Gifford Overseas Growth Fund - ..	2330-TW	Taiwan Semiconductor ..	\$142M
JPMorgan Funds - Asia Growth Fund	2330-TW	Taiwan Semiconductor ..	\$107M
Schroder ISF - Asian Opportunities	2454-TW	MediaTek Inc	\$105M
Hermes Inv. Funds - Asia (ex-Japan) E..	3711-TW	ASE Technology Holding ..	\$97M
Fidelity Funds SICAV - Asian Equity Fun..	2330-TW	Taiwan Semiconductor ..	\$92M
Pictet - Asian Equities (ex-Japan)	2330-TW	Taiwan Semiconductor ..	\$90M

### Largest Changes in Fund Weight, %

Fund Name	New or C..	Change
Goldman Sachs Funds III - Asia ..		7.16%
abrdn Sustainable Asian Opport..		4.52%
Sydinvest Fjernosten		3.73%
Fidelity Invnt. Funds - Emerging A..		3.30%
Fidelity Funds SICAV - Asian Equ..		3.26%
Fidelity Funds SICAV - Sustaina..		3.18%
Value Partners Ireland Fund Plc ..		2.86%
SEB Fund 2 - Asia (ex-Japan) Fu..		-1.94%
Invesco Funds - Asia Asset Alloc..		-2.35%
Robeco Capital Gr. Fds. - Sustai..		-2.78%
UBS (CH) Equity Fund - Asia (US..		-2.79%
Nikko AM Global Umbrella Fund ..		-2.86%
Nomura Fds. Ireland Plc - Asia (e..		-2.99%
Lansforsakringar Asienfonden		-3.61%

Ave Wgt Δ	Funds Invested Δ	Fund Flows, \$	Av Wgt vs AAXJ Δ	Funds O/W % Δ
0.08%	0.00%	(\$192M)	0.30%	4.00%



### Aggregate Stock Holdings Changes

Ticker	Stock Name	Funds Invested % Δ	Average Weight Δ	Fund Flows, \$
3037-TW	Unimicron Technology Corp.	11.00%	0.15%	\$133M
6669-TW	Wiwynn Corp.	4.00%	0.02%	\$22M
2408-TW	Nanya Technology Corporation	4.00%	0.04%	\$56M
3529-TW	eMemory Technology, Inc.	3.00%	0.04%	\$14M
2449-TW	King Yuan Electronics Co., Ltd.	3.00%	0.03%	\$9M
2404-TW	United Integrated Services Co...	3.00%	0.00%	\$1M
2360-TW	Chroma Ate Inc.	2.00%	0.10%	\$2M
3034-TW	Novatek Microelectronics Corp.	-2.00%	-0.02%	(\$6M)
2615-TW	Wan Hai Lines Ltd.	-2.00%	-0.01%	(\$2M)
8454-TW	momo.com Incorporated	-2.00%	-0.02%	(\$6M)
2303-TW	United Microelectronics Corp.	-2.00%	-0.04%	(\$10M)
2603-TW	Evergreen Marine Corp. (Taiwa..	-3.00%	-0.01%	(\$3M)
1565-TW	St.Shine Optical Co., Ltd.	-3.00%	-0.04%	(\$6M)
2317-TW	Hon Hai Precision Industry Co...	-5.00%	-0.12%	(\$22M)

### Largest Fund Flows, \$

Fund Name	New or Cl..	Flow
Fidelity Funds SICAV - Sustaina..		\$118M
Fidelity Funds SICAV - Asian Equ..		\$36M
Baillie Gifford Overseas Growth ..		\$25M
T Rowe Price New Asia Fund		\$15M
Morgan Stanley Invnt. Fds. - Asia..		\$11M
HSBC GIF - Asia (ex-Japan) Equ..		\$7M
JPMorgan Funds - Asia Growth ..		\$7M
Handelsbanken Asien Tema		(\$18M)
BlackRock Global Funds - Asian ..		(\$18M)
BlackRock Global Funds - Asian ..		(\$18M)
Pictet - Asian Equities (ex-Japa..		(\$23M)
Fidelity Invnt. Funds - Asia Fund		(\$33M)
Schroder ISF - Asian Opportunit..		(\$62M)
iShares Tr. - MSCI All Country A..		(\$84M)

### Largest Fund Level Changes in Stock Weight, %

Fund Name	Stock Name	New ..	Change
Goldman Sachs Funds III - Asia Eq..	Quanta Computer Inc.		7.26%
Prusik Asia Fund	Far Eastone Telecommun..	New	4.08%
Prusik Asia Fund	Delta Electronics, Inc.	New	3.71%
JKC Fund - La Francaise JKC Asia ..	Chroma Ate Inc.		2.69%
Vontobel Fund - mtx Sustainable ..	Elite Material Co., Ltd.		2.55%
Invesco Funds - Asia Opportunitie..	Taiwan Semiconductor M..		2.55%
Value Partners Ireland Fund Plc - ..	Alchip Technologies Ltd.		2.42%
BlackRock Global Funds - Asian Dr..	Taiwan Semiconductor M..		-2.29%
AB FCP I - Asia (ex-Japan) Equity ..	Realtek Semiconductor Co..	Close	-2.35%
Prusik Asia Fund	Advantech Co., Ltd.	Close	-2.45%
Prusik Asia Fund	POYA International Co., L..	Close	-2.46%
UBS (CH) Equity Fund - Emerging ..	Hon Hai Precision Industr..	Close	-2.93%
Prusik Asia Fund	Taiwan Semiconductor M..		-2.99%
Robeco Capital Gr. Fds. - Sustaina..	Hon Hai Precision Industr..	Close	-3.02%

### Aggregate Country Holding Changes

Sector	Change	Flow
Industrials	2.00%	\$1M
Consumer Staples	2.00%	\$0M
Financials	2.00%	(\$12M)
Communication Services	1.00%	\$0M
Utilities	0.00%	
Real Estate	0.00%	
Multi	0.00%	
Materials	0.00%	(\$5M)
Information Technology	0.00%	(\$133M)
Energy	0.00%	\$0M
Consumer Discretionary	-2.00%	(\$25M)
Health Care	-3.00%	(\$10M)

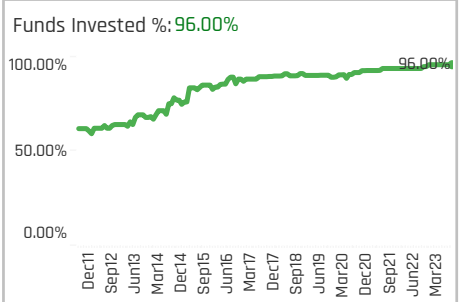
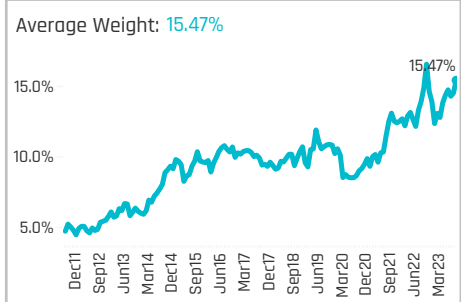
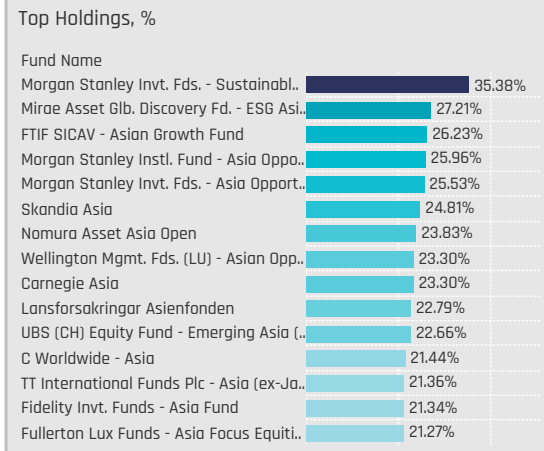
### Largest Changes in Fund Country Weight, %

Fund Name	New o..	Sector	Change
Goldman Sachs Funds III - Asia Equi..		Information Technology	7.60%
abrdn Sustainable Asian Opportunit..		Information Technology	4.52%
Prusik Asia Fund	New	Communication Services	4.08%
Fidelity Invnt. Funds - Emerging Asia ..		Information Technology	3.30%
Fidelity Funds SICAV - Asian Equity ..		Information Technology	3.26%
Fidelity Funds SICAV - Sustainable ..		Information Technology	3.18%
Value Partners Ireland Fund Plc - As..		Information Technology	2.86%
Robeco Capital Gr. Fds. - Sustainabl..	Close	Health Care	-1.83%
UBS (CH) Equity Fund - Emerging As..		Information Technology	-1.88%
Lansforsakringar Asienfonden		Information Technology	-2.05%
Vontobel Fund - mtx Sustainable As..		Information Technology	-2.33%
UBS (CH) Equity Fund - Asia (USD)		Information Technology	-2.51%
Invesco Funds - Asia Asset Allocatio..		Information Technology	-2.57%
Prusik Asia Fund	Close	Consumer Discretionary	-4.56%

### Largest Fund Level Stock Inflows/Outflows, \$

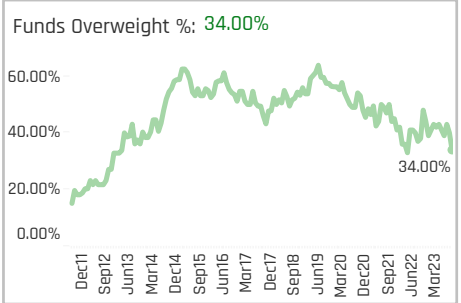
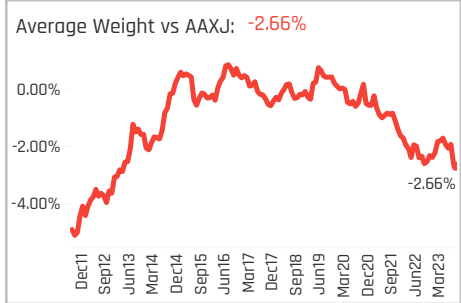
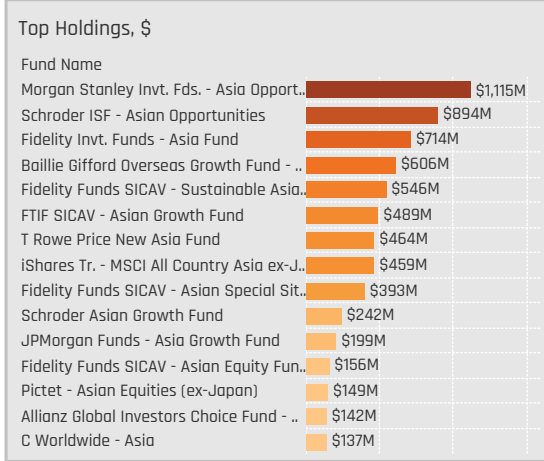
Fund Name	Stock Name	New..	Flow
Hermes Invnt. Funds - Asia (ex-Japa..	Taiwan Semiconductor M..	New	\$57M
Fidelity Funds SICAV - Sustainable ..	Nanya Technology Corpo..	New	\$44M
Fidelity Funds SICAV - Sustainable ..	Unimicron Technology Co..	New	\$33M
Fidelity Invnt. Funds - Asia Fund	Unimicron Technology Co..	New	\$32M
Value Partners High Dividend Stock..	Unimicron Technology Co..		\$29M
Fidelity Funds SICAV - Sustainable ..	Wiwynn Corp.	New	\$26M
Fidelity Funds SICAV - Asian Specia..	Unimicron Technology Co..	New	\$18M
Hermes Invnt. Funds - Asia (ex-Japa..	ASE Technology Holding ..		(\$17M)
Hermes Invnt. Funds - Asia (ex-Japa..	Lite-On Technology Corp.	Close	(\$19M)
Hermes Invnt. Funds - Asia (ex-Japa..	Simple Technology Co. Lt..		(\$20M)
BlackRock Global Funds - Asian Dra..	Taiwan Semiconductor M..		(\$23M)
iShares Tr. - MSCI All Country Asia ..	Taiwan Semiconductor M..		(\$40M)
Fidelity Invnt. Funds - Asia Fund	Taiwan Semiconductor M..		(\$53M)
Schroder ISF - Asian Opportunitie..	Taiwan Semiconductor M..		(\$58M)





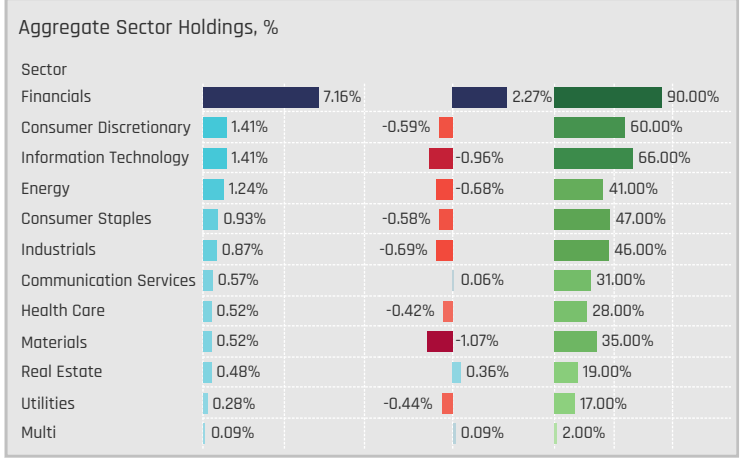
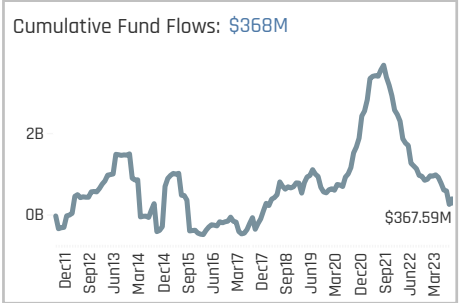
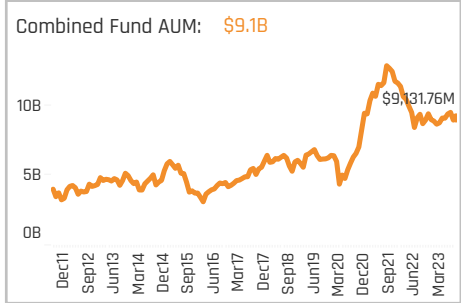
### Aggregate Stock Holdings Data, Ranked by Most Widely Held.

Ticker	Stock Name	Funds Invested %	Average Weight	Vs Benchmark	Fund AUM, \$
500180-IN	HDFC Bank Limited	62.00%	2.17%	1.27%	\$1,701M
532174-IN	ICICI Bank Limited	53.00%	1.80%	0.76%	\$1,343M
500209-IN	Infosys Limited	42.00%	0.73%	-0.28%	\$486M
500325-IN	Reliance Industries Limited	37.00%	1.12%	-0.40%	\$398M
532215-IN	Axis Bank Limited	32.00%	0.90%	0.40%	\$654M
532500-IN	Maruti Suzuki India Limited	24.00%	0.41%	0.11%	\$172M
500696-IN	Hindustan Unilever Limited	24.00%	0.42%	-0.01%	\$91M
540777-IN	HDFC Life Insurance Co. Ltd.	16.00%	0.18%	0.05%	\$177M
532454-IN	Bharti Airtel Limited	16.00%	0.37%	-0.07%	\$149M
500247-IN	Kotak Mahindra Bank Limited	15.00%	0.27%	-0.13%	\$111M
532540-IN	Tata Consultancy Services Li..	14.00%	0.29%	-0.40%	\$105M
500520-IN	Mahindra & Mahindra Ltd.	14.00%	0.28%	-0.02%	\$60M
532424-IN	Godrej Consumer Products Li..	13.00%	0.18%	0.10%	\$71M
500034-IN	Bajaj Finance Limited	12.00%	0.20%	-0.25%	\$44M
532187-IN	IndusInd Bank Ltd.	11.00%	0.26%	0.26%	\$238M



### Top Stock Holdings, %

Fund Name	Ticker	Stock Name	Percentage
Fidelity Asia Fund	500180-IN	HDFC Bank Limited	9.62%
Allianz Global Investors Choice Fund - ..	500180-IN	HDFC Bank Limited	8.25%
Morgan Stanley Instl. Fund - Asia Oppo..	500180-IN	HDFC Bank Limited	8.03%
Allianz Global Investors Fund - Total Re..	500180-IN	HDFC Bank Limited	7.91%
Allianz Intl. Inv. Fds. - Total Return Asi..	500180-IN	HDFC Bank Limited	7.89%
Morgan Stanley Inv. Fds. - Asia Opport..	500180-IN	HDFC Bank Limited	7.88%
CompAM Fund - Cadence Strategic Asia	500325-IN	Reliance Industries Li..	7.03%
Morgan Stanley Instl. Fund - Asia Oppo..	532174-IN	ICICI Bank Limited	6.93%
Morgan Stanley Inv. Fds. - Asia Opport..	532174-IN	ICICI Bank Limited	6.81%
Fidelity Japan Asian Equity Mother Fun..	532174-IN	ICICI Bank Limited	6.38%
Robeco Capital Gr. Fds. - Sustainable A..	532174-IN	ICICI Bank Limited	6.01%
GS Funds - Asia Equity Portfolio	532500-IN	Maruti Suzuki India Li..	5.90%
JKC Fund - La Francaise JKC Asia Equit..	505255-IN	GMM Pfaudler Limited	5.77%
Fidelity Funds SICAV - Asian Special Sit..	500180-IN	HDFC Bank Limited	5.73%
Handelsbanken Asien Tema	500180-IN	HDFC Bank Limited	5.68%



### Top Sector Holdings, %

Fund Name	Sector	Percentage
Morgan Stanley Instl. Fund - Asia Oppo..	Financials	22.28%
Morgan Stanley Inv. Fds. - Asia Opport..	Financials	21.88%
Morgan Stanley Instl. Fds. - Sustainabl..	Financials	16.69%
TT International Funds Plc - Asia (ex-Ja..)	Financials	16.39%
Fidelity Japan Asian Equity Mother Fun..	Financials	15.30%
Fidelity Inv. Funds - Asia Fund	Financials	15.02%
Fidelity Funds SICAV - Asian Special Sit..	Financials	14.66%
FTIF SICAV - Asian Growth Fund	Financials	12.56%
PineBridge Global Funds - Asia (ex-Jap..)	Financials	11.81%
C Worldwide - Asia	Financials	11.71%
Skandia Asia	Financials	11.68%
T Rowe Price Asia Opportunities Fund	Financials	11.16%
Lansforsakringar Asienfonden	Financials	11.14%
T. Rowe Price Funds SICAV - Asian Opp..	Financials	11.02%
JPMorgan Funds - Asia Growth Fund	Financials	10.99%

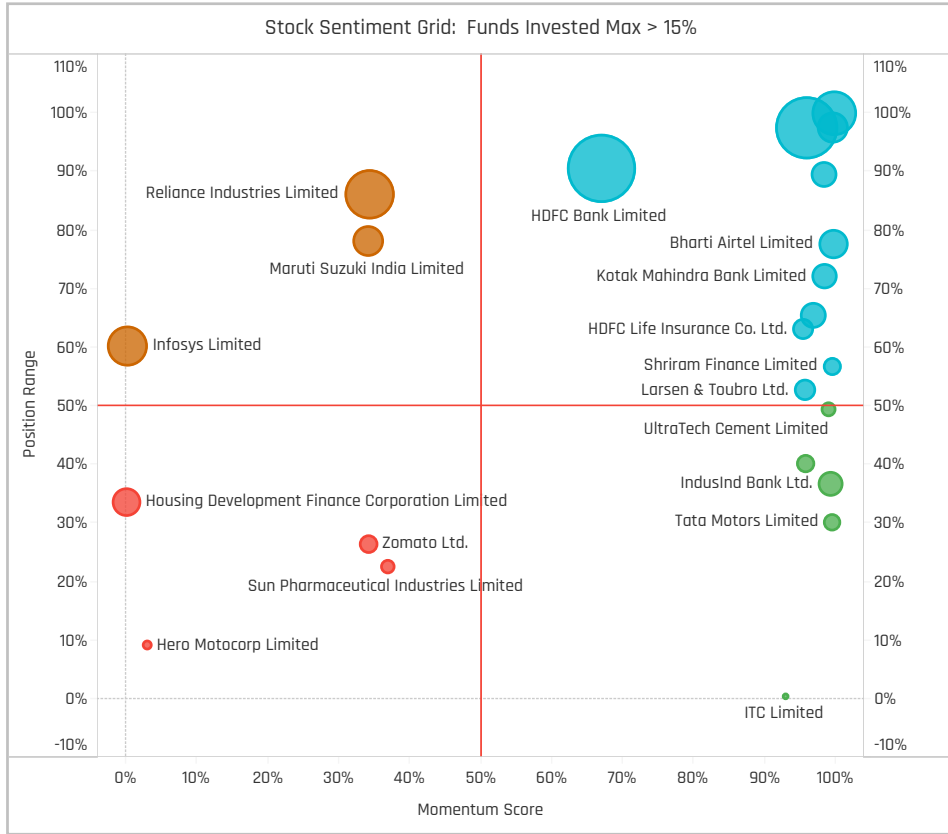
### Top Stock Holdings, \$

Fund Name	Ticker	Stock Name	Amount
Morgan Stanley Inv. Fds. - Asia Opport..	500180-IN	HDFC Bank Limited	\$345M
Morgan Stanley Inv. Fds. - Asia Opport..	532174-IN	ICICI Bank Limited	\$297M
Schroder ISF - Asian Opportunities	SKQW5Y...	Schroder International S..	\$257M
Schroder ISF - Asian Opportunities	500180-IN	HDFC Bank Limited	\$195M
Morgan Stanley Inv. Fds. - Asia Opport..	532187-IN	IndusInd Bank Ltd.	\$194M
Fidelity Inv. Funds - Asia Fund	500180-IN	HDFC Bank Limited	\$188M
Schroder ISF - Asian Opportunities	508869-IN	Apollo Hospitals Enterpri..	\$177M
Fidelity Funds SICAV - Sustainable Asia..	532215-IN	Axis Bank Limited	\$158M
Fidelity Funds SICAV - Sustainable Asia..	532174-IN	ICICI Bank Limited	\$136M
Schroder ISF - Asian Opportunities	532174-IN	ICICI Bank Limited	\$121M
Morgan Stanley Inv. Fds. - Asia Opport..	532215-IN	Axis Bank Limited	\$121M
Baillie Gifford Overseas Growth Fund - ..	500325-IN	Reliance Industries Limit..	\$120M
Fidelity Inv. Funds - Asia Fund	532174-IN	ICICI Bank Limited	\$109M
Fidelity Funds SICAV - Asian Special Sit..	500180-IN	HDFC Bank Limited	\$108M
Fidelity Inv. Funds - Asia Fund	532215-IN	Axis Bank Limited	\$105M

### Largest Changes in Fund Weight, %

Fund Name	New or C..	Change
Skandia Asia		
Lansforsakringar Asienfonden		8.58%
BlackRock Asia Fund		7.50%
Carnegie Asia		7.33%
Nikko AM Global Umbrella Fund ..		6.43%
Morgan Stanley Instl. Fund - Asi..		6.35%
BlackRock Global Funds - Asian ..		6.26%
Fidelity Asia Fund		-0.21%
Vantobel Fund - mtx Sustainabl..		-0.68%
UBS (CH) Equity Fund - Asia (US..		-0.80%
Fidelity Funds SICAV - Asian Equ..		-2.45%
Fidelity Inv. Funds - Emerging A..		-2.50%
UBS (CH) Equity Fund - Emergen..		-2.51%
Fidelity Funds SICAV - Sustaina..		-2.57%

Ave Wgt Δ	Funds Invested Δ	Fund Flows, \$	Av Wgt vs AAXJ Δ	Funds O/W % Δ
2.63%	0.00%	(\$642M)	-0.89%	-8.00%



### Aggregate Stock Holdings Changes

Ticker	Stock Name	Funds Invested % Δ	Average Weight Δ	Fund Flows, \$
543940-IN	Jio Financial Services Limited	4.00%	0.01%	\$17M
500570-IN	Tata Motors Limited	4.00%	0.05%	(\$47M)
532215-IN	Axis Bank Limited	4.00%	0.21%	\$101M
543287-IN	Macrotech Developers Ltd.	3.00%	0.09%	(\$2M)
532898-IN	Power Grid Corporation of Indi..	3.00%	0.09%	\$12M
532454-IN	Bharti Airtel Limited	3.00%	0.13%	\$3M
511218-IN	Shriram Finance Limited	3.00%	0.06%	(\$3M)
543320-IN	Zomato Ltd.	-2.00%	0.05%	\$3M
500124-IN	Dr. Reddy's Laboratories Ltd.	-2.00%	-0.05%	(\$13M)
532500-IN	Maruti Suzuki India Limited	-2.00%	0.11%	(\$4M)
500325-IN	Reliance Industries Limited	-2.00%	0.03%	(\$12M)
541153-IN	Bandhan Bank Ltd.	-3.00%	0.00%	(\$12M)
500209-IN	Infosys Limited	-8.00%	-0.11%	(\$60M)
500010-IN	Housing Development Finance ..	-12.00%	-0.19%	(\$292M)

### Largest Fund Flows, \$

Fund Name	New or Cl..	Flow
T Rowe Price New Asia Fund		\$57M
BlackRock Global Funds - Asian ..		\$29M
Value Partners High Dividend S..		\$20M
Swedbank Robur Asienfond		\$17M
T. Rowe Price Funds SICAV - Asi..		\$16M
Allianz Global Investors Fund - ..		\$16M
Skandia Asia		\$14M
Fidelity Inv. Funds - Asia Fund		(\$45M)
FTIF SICAV - Asian Growth Fund		(\$45M)
Schroder ISF - Asian Opportunit..		(\$49M)
iShares Tr. - MSCI All Country A..		(\$60M)
Fidelity Funds SICAV - Asian Equ..		(\$74M)
Morgan Stanley Inv. Fds. - Asia..		(\$171M)
Fidelity Funds SICAV - Sustaina..		(\$272M)

### Largest Fund Level Changes in Stock Weight, %

Fund Name	Stock Name	New ..	Change
Prusik Asia Fund	Marico Limited	New	5.16%
Prusik Asia Fund	HDFC Bank Limited	New	4.77%
BNP Paribas Funds - Asia ex-Japa..	HDFC Bank Limited		3.85%
Prusik Asia Fund	Bharti Airtel Limited	New	3.73%
abrdn Sustainable Asian Opportun..	HDFC Bank Limited	New	3.42%
Prusik Asia Fund	Hindustan Unilever Limit..	New	3.09%
Morgan Stanley Instl. Fund - Asia ..	Axis Bank Limited	New	2.81%
Prusik Asia Fund	Reliance Industries Limit..	Close	-2.36%
HSBC GIF - Asia (ex-Japan) Equity	Infosys Limited	Close	-2.49%
BNP Paribas Funds - Asia ex-Japa..	Housing Development Fin..	Close	-2.52%
BlackRock Global Funds - Asian Gr..	Housing Development Fin..	Close	-2.83%
UBS (CH) Equity Fund - Emerging ..	Infosys Limited	Close	-3.15%
JPMorgan Funds - Asia Growth Fu..	Housing Development Fin..	Close	-3.22%
abrdn Sustainable Asian Opportun..	Housing Development Fin..	Close	-3.25%

### Aggregate Country Holding Changes

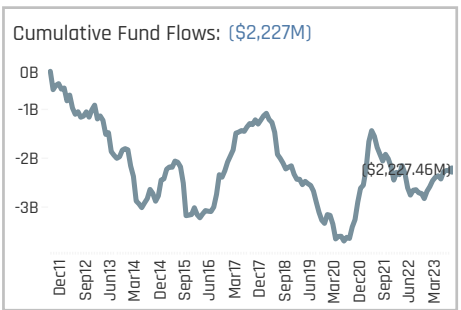
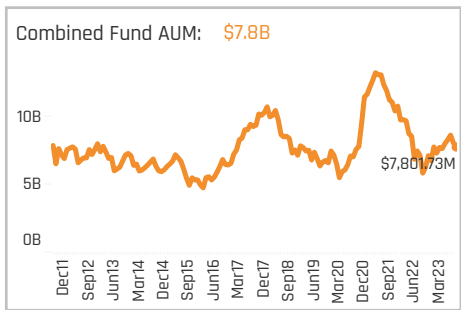
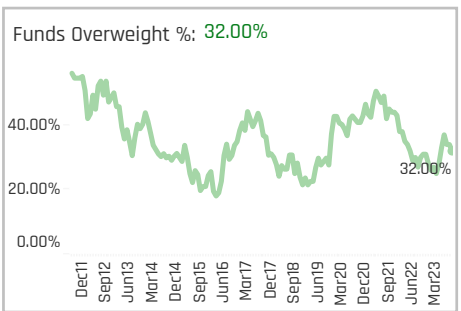
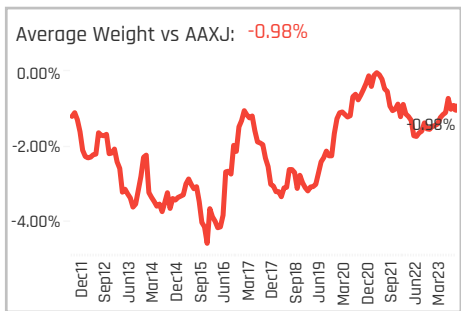
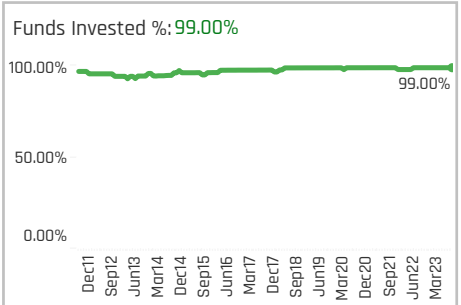
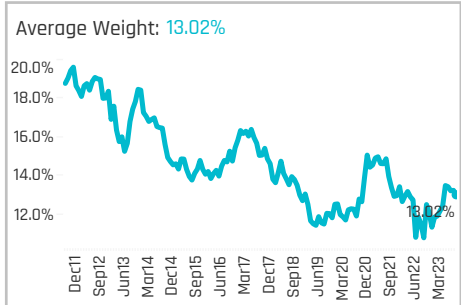
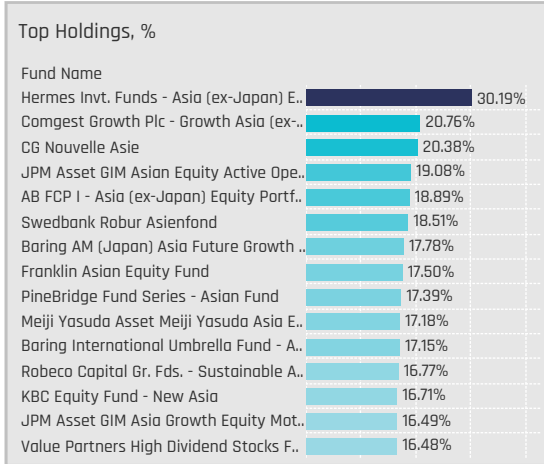
Sector	Change	Flow
Utilities	5.00% 0.13%	\$22M
Consumer Discretionary	5.00% 0.41%	(\$49M)
Health Care	3.00% 0.10%	(\$13M)
Communication Services	2.00% 0.20%	(\$5M)
Consumer Staples	2.00% 0.19%	(\$4M)
Real Estate	1.00% 0.20%	\$2M
Industrials	1.00% 0.22%	\$13M
Financials	1.00% 0.97%	(\$420M)
Materials	1.00% 0.06%	(\$92M)
Multi	0.00% 0.02%	(\$10M)
Energy	-1.00% 0.06%	(\$11M)
Information Technology	-5.00% 0.06%	(\$76M)

### Largest Changes in Fund Country Weight, %

Fund Name	New o..	Sector	Change
Prusik Asia Fund		Consumer Staples	6.73%
Skandia Asia		Financials	5.90%
Lansforsakringar Asienfonden		Financials	5.78%
Morgan Stanley Instl. Fund - Asia O..		Financials	4.82%
Swedbank Robur Asienfond		Financials	4.07%
T Rowe Price New Asia Fund		Financials	3.54%
Carnegie Asia		Industrials	3.40%
Prusik Asia Fund	Close	Energy	-2.36%
HSBC GIF - Asia (ex-Japan) Equity	Close	Information Technology	-2.49%
Fidelity Funds SICAV - Asian Equity ..		Financials	-2.64%
Fidelity Inv. Funds - Emerging Asia ..		Financials	-2.68%
Fidelity Funds SICAV - Sustainable ..		Financials	-2.80%
UBS (CH) Equity Fund - Emerging As..	Close	Information Technology	-3.53%
UBS (CH) Equity Fund - Asia (USD)	Close	Information Technology	-3.69%

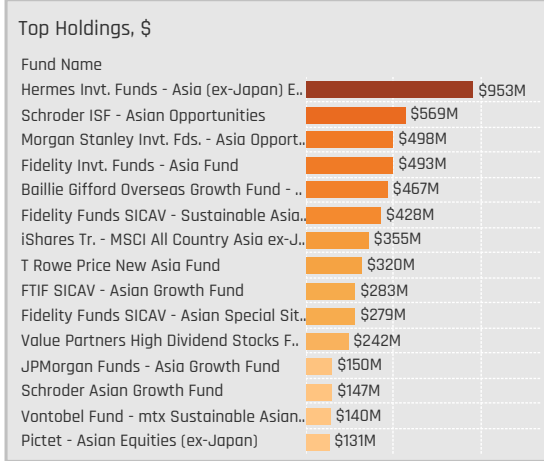
### Largest Fund Level Stock Inflows/Outflows, \$

Fund Name	Stock Name	New..	Flow
Morgan Stanley Inv. Fds. - Asia Op..	Axis Bank Limited	New	\$116M
Baillie Gifford Overseas Growth Fun..	HDFC Bank Limited	New	\$76M
Morgan Stanley Inv. Fds. - Asia Op..	Titan Company Limited	New	\$47M
JPMorgan Funds - Asia Growth Fund	HDFC Bank Limited		\$36M
Fidelity Funds SICAV - Sustainable ..	Infosys Limited		\$31M
iShares Tr. - MSCI All Country Asia ..	HDFC Bank Limited		\$26M
T Rowe Price New Asia Fund	Axis Bank Limited	New	\$26M
Morgan Stanley Inv. Fds. - Asia Op..	Shree Cement Limited		(\$48M)
Fidelity Funds SICAV - Sustainable ..	ICICI Bank Limited		(\$49M)
Baillie Gifford Overseas Growth Fun..	Housing Development Fin..	Close	(\$54M)
Morgan Stanley Inv. Fds. - Asia Op..	IndusInd Bank Ltd.		(\$59M)
Fidelity Funds SICAV - Sustainable ..	HDFC Bank Limited	Close	(\$86M)
Morgan Stanley Inv. Fds. - Asia Op..	ICICI Bank Limited		(\$116M)
Morgan Stanley Inv. Fds. - Asia Op..	HDFC Bank Limited		(\$122M)



### Aggregate Stock Holdings Data, Ranked by Most Widely Held.

Ticker	Stock Name	Funds Invested %	Average Weight	Vs Benchmark	Fund AUM, \$
005930-KR	Samsung Electronics Co., Ltd.	82.00%	5.58%	1.32%	\$3,459M
000660-KR	SK hynix Inc.	51.00%	1.34%	0.52%	\$493M
051910-KR	LG Chem Ltd.	36.00%	0.53%	0.21%	\$312M
006400-KR	Samsung SDI Co., Ltd	32.00%	0.47%	0.10%	\$194M
005935-KR	Samsung Electronics Co Ltd P..	22.00%	0.61%	0.03%	\$361M
035420-KR	NAVER Corp.	18.00%	0.21%	-0.13%	\$324M
000270-KR	Kia Corp.	15.00%	0.24%	-0.04%	\$95M
CPNG-US	Coupang, Inc. Class A	14.00%	0.24%	0.24%	\$340M
012330-KR	Hyundai Mobis Co., Ltd	14.00%	0.22%	0.03%	\$156M
005380-KR	Hyundai Motor Company	13.00%	0.17%	-0.17%	\$120M
105560-KR	KB Financial Group Inc.	12.00%	0.19%	-0.09%	\$197M
028050-KR	Samsung Engineering Co., Ltd.	12.00%	0.18%	0.12%	\$140M
096770-KR	SK Innovation Co., Ltd	11.00%	0.12%	0.01%	\$29M
207940-KR	SAMSUNG BIOLOGICS Co., Ltd.	10.00%	0.11%	-0.05%	\$14M
066570-KR	LG Electronics Inc.	9.00%	0.11%	-0.03%	\$27M



### Top Stock Holdings, %

Fund Name	Ticker	Stock Name	Weight (%)
Baring AM (Japan) Asia Future Growth ..	005930-KR	Samsung Electronics ..	10.99%
Fidelity Japan Asian Equity Mother Fun..	005930-KR	Samsung Electronics ..	10.61%
Fidelity Funds SICAV - Sustainable Asia..	005930-KR	Samsung Electronics ..	10.32%
Fidelity Funds SICAV - Asian Equity Fun..	005930-KR	Samsung Electronics ..	10.18%
Allianz Global Investors Choice Fund - ..	005930-KR	Samsung Electronics ..	10.11%
Fidelity Inv. Funds - Emerging Asia Fu..	005930-KR	Samsung Electronics ..	10.00%
Nordea Asian Stars Fund	005930-KR	Samsung Electronics ..	9.86%
Nordea 1 - Asian Stars Equity Fund	005930-KR	Samsung Electronics ..	9.72%
JPM Asset GIM Asian Equity Active Ope..	005930-KR	Samsung Electronics ..	9.71%
Franklin Asian Equity Fund	005930-KR	Samsung Electronics ..	9.67%
FTIF SICAV - Asian Growth Fund	005930-KR	Samsung Electronics ..	9.56%
Allianz Global Investors Fund - Emergin..	005930-KR	Samsung Electronics ..	9.50%
Allianz Intl. Inv. Fds. - Total Return Asi..	005930-KR	Samsung Electronics ..	9.41%
Allianz Global Investors Fund - Total Re..	005930-KR	Samsung Electronics ..	9.36%
Fidelity Funds SICAV - Asian Special Sit..	005930-KR	Samsung Electronics ..	8.88%

### Aggregate Sector Holdings, %

Sector	Weight (%)	Change (%)	Target (%)
Information Technology	8.96%	1.79%	98.00%
Consumer Discretionary	1.08%	-0.25%	54.00%
Materials	0.92%	-0.53%	54.00%
Financials	0.62%	-0.67%	35.00%
Industrials	0.55%	-0.96%	29.00%
Consumer Staples	0.38%	0.11%	24.00%
Health Care	0.20%	-0.41%	13.00%
Energy	0.19%	0.03%	17.00%
Communication Services	0.14%	-0.03%	13.00%
Utilities	0.00%	-0.06%	1.00%

### Top Sector Holdings, %

Fund Name	Sector	Weight (%)
Baring AM (Japan) Asia Future Growth ..	Information Technology	15.81%
JPM Asset GIM Asian Equity Active Ope..	Information Technology	14.04%
Nordea Asian Stars Fund	Information Technology	13.96%
Nordea 1 - Asian Stars Equity Fund	Information Technology	13.91%
Franklin Asian Equity Fund	Information Technology	13.43%
UBS (CH) Equity Fund - Emerging Asia (..	Information Technology	13.22%
JPM Asset GIM Asia Growth Equity Mot..	Information Technology	13.18%
Fidelity Japan Asian Equity Mother Fun..	Information Technology	12.84%
Meiji Yasuda Asset Meiji Yasuda Asia E..	Information Technology	12.82%
Fidelity Inv. Funds - Asia Fund	Information Technology	12.61%
FTIF SICAV - Asian Growth Fund	Information Technology	12.55%
Fidelity Funds SICAV - Asian Special Sit..	Information Technology	12.50%
Eastspring Investments - Asian Dynam..	Information Technology	12.35%
Swedbank Robur Asienfond	Information Technology	11.95%
Sydneyinvest Fjernosten	Information Technology	11.74%

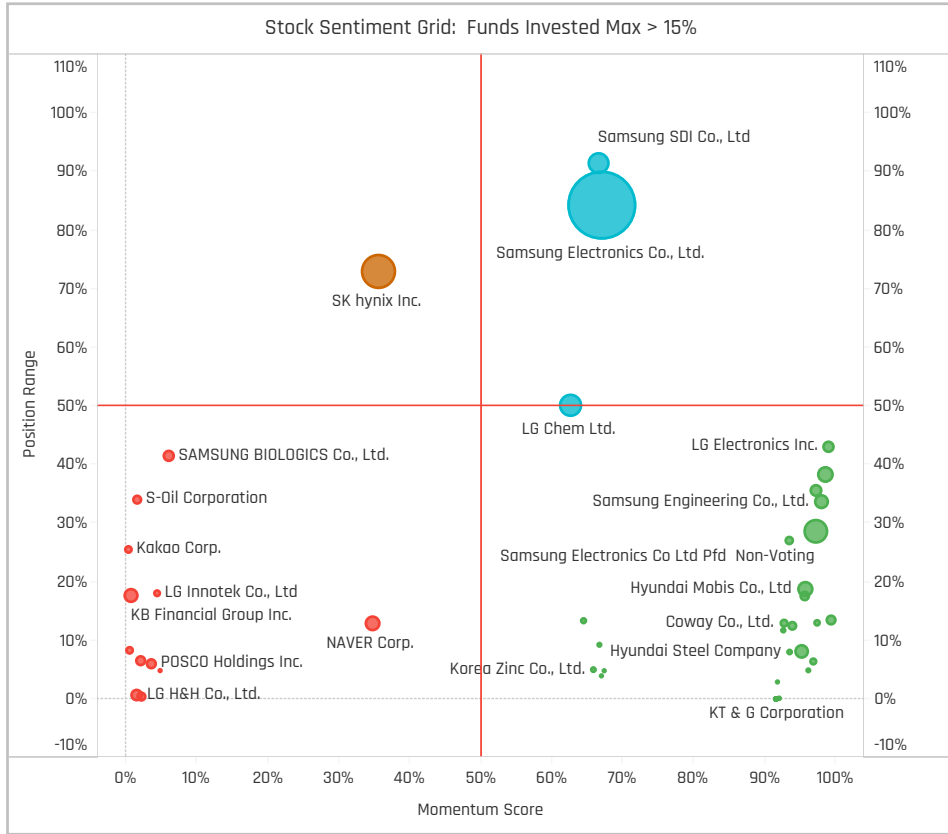
### Top Stock Holdings, \$

Fund Name	Ticker	Stock Name	Amount (\$)
Schroder ISF - Asian Opportunities	005930-..	Samsung Electronics Co...	\$458M
Fidelity Funds SICAV - Sustainable Asia..	005930-..	Samsung Electronics Co...	\$348M
Fidelity Inv. Funds - Asia Fund	005930-..	Samsung Electronics Co...	\$276M
Morgan Stanley Inv. Fds. - Asia Opport..	CPNG-US	Coupang, Inc. Class A	\$268M
Hermes Inv. Funds - Asia (ex-Japan) E..	005930-..	Samsung Electronics Co...	\$253M
T Rowe Price New Asia Fund	005930-..	Samsung Electronics Co...	\$201M
FTIF SICAV - Asian Growth Fund	005930-..	Samsung Electronics Co...	\$178M
Fidelity Funds SICAV - Asian Special Sit..	005930-..	Samsung Electronics Co...	\$168M
Morgan Stanley Inv. Fds. - Asia Opport..	035420-..	NAVER Corp.	\$140M
Hermes Inv. Funds - Asia (ex-Japan) E..	000810-K..	Samsung Fire & Marine I..	\$121M
Schroder Asian Growth Fund	005930-..	Samsung Electronics Co...	\$118M
Hermes Inv. Funds - Asia (ex-Japan) E..	105560-K..	KB Financial Group Inc.	\$112M
Schroder ISF - Asian Opportunities	051910-KR	LG Chem Ltd.	\$111M
iShares Tr. - MSCI All Country Asia ex-J..	005930-..	Samsung Electronics Co...	\$108M
Fidelity Funds SICAV - Asian Equity Fun..	005930-..	Samsung Electronics Co...	\$98M

### Largest Changes in Fund Weight, %

Fund Name	New or C..	Change
AB FCP I - Asia (ex-Japan) Equit..		5.90%
Nikko AM Global Umbrella Fund ..		5.47%
BNP Paribas Funds - Asia ex-Ja..		4.34%
Fidelity Asia Fund		4.19%
Lansforsakringar Asienfonden		3.99%
Vontobel Fund - mtx Sustainabl..		3.69%
Nomura Fds. Ireland Plc - Asia (e..		3.63%
BlackRock Asia Fund		-1.54%
TT International Funds Plc - Asia..		-1.58%
CG Nouvelle Asie		-1.67%
Comgest Growth Plc - Growth A..		-1.91%
BlackRock Global Funds - Asian ..		-2.08%
Invesco Funds - Asia Opportuniti..		-4.08%
Prusik Asia Fund		-9.89%

Ave Wgt Δ	Funds Invested Δ	Fund Flows, \$	Av Wgt vs AAXJ Δ	Funds O/W % Δ
0.84%	0.00%	\$148M	0.25%	7.00%



### Aggregate Stock Holdings Changes

Ticker	Stock Name	Funds Invested % Δ	Average Weight Δ	Fund Flows, \$
000810-KR	Samsung Fire & Marine Insura..	4.00%	0.03%	(\$3M)
241560-KR	Doosan Bobcat Inc.	3.00%	0.01%	\$2M
066570-KR	LG Electronics Inc.	3.00%	0.03%	\$11M
006400-KR	Samsung SDI Co., Ltd	2.00%	-0.08%	\$19M
271560-KR	ORION CORP.	2.00%	0.02%	\$9M
329180-KR	Hyundai Heavy Industries Co., ..	2.00%	0.03%	\$5M
214150-KR	CLASSYS Inc.	2.00%	0.03%	\$4M
005490-KR	POSCO Holdings Inc.	-2.00%	-0.04%	(\$62M)
005930-KR	Samsung Electronics Co., Ltd.	-2.00%	0.63%	\$2M
055550-KR	Shinhan Financial Group Co., L..	-3.00%	-0.01%	(\$3M)
010950-KR	S-Oil Corporation	-3.00%	-0.02%	(\$8M)
036570-KR	NCsoft Corporation	-4.00%	-0.06%	(\$8M)
105560-KR	KB Financial Group Inc.	-4.00%	-0.03%	(\$11M)
035720-KR	Kakao Corp.	-5.00%	-0.07%	(\$8M)

### Largest Fund Flows, \$

Fund Name	New or Cl..	Flow
Baillie Gifford Overseas Growth ..		\$137M
Morgan Stanley Inv. Fds. - Asia..		\$66M
Hermes Inv. Funds - Asia (ex-J..		\$63M
Value Partners High Dividend S..		\$44M
Vontobel Fund - mtx Sustainab..		\$42M
Fidelity Funds SICAV - Asian Sp..		\$13M
JPMorgan Funds - Asia Growth ..		\$12M
Schroder ISF - Asian Opportunit..		(\$16M)
Invesco Funds - Asia Opportuni..		(\$17M)
BlackRock Global Funds - Asian ..		(\$22M)
FTIF SICAV - Asian Growth Fund		(\$23M)
BlackRock Global Funds - Asian ..		(\$25M)
Fidelity Funds SICAV - Sustaina..		(\$37M)
iShares Tr. - MSCI All Country A..		(\$58M)

### Largest Fund Level Changes in Stock Weight, %

Fund Name	Stock Name	New ..	Change
AB FCP I - Asia (ex-Japan) Equity ..	Samsung Electronics Co...		5.47%
SEB Fund 2 - Asia (ex-Japan) Fund	Samsung Electro-Mechan..	New	5.47%
Prusik Asia Fund	LG Corp	New	4.14%
Fidelity Asia Fund	Samsung Electronics Co...		3.57%
Nikko AM Global Umbrella Fund - A..	Samsung Electronics Co...		3.50%
abrdn Sustainable Asian Opportun..	Samsung Electronics Co ..		2.67%
Vontobel Fund - mtx Sustainable ..	Samsung Electronics Co...		2.56%
Natixis Intl. Fds. (Lux) I - Natixis As..	Kakao Corp.	Close	-2.12%
SEB Fund 2 - Asia (ex-Japan) Fund	Samsung Electronics Co...	Close	-2.49%
Prusik Asia Fund	SK hynix Inc.	Close	-2.78%
Invesco Funds - Asia Opportunities..	Samsung Electronics Co...	Close	-3.17%
Prusik Asia Fund	LG Chem Ltd.	Close	-3.52%
Prusik Asia Fund	Samsung Electronics Co...	Close	-3.53%
Prusik Asia Fund	POSCO Holdings Inc.	Close	-4.20%

### Aggregate Country Holding Changes

Sector	Change	Flow
Consumer Discretionary	4.00%	\$61M
Industrials	3.00%	\$34M
Consumer Staples	1.00%	\$12M
Real Estate	0.00%	
Multi	0.00%	
Health Care	0.00%	(\$2M)
Utilities	-1.00%	(\$1M)
Materials	-1.00%	(\$65M)
Information Technology	-1.00%	\$83M
Energy	-2.00%	(\$4M)
Financials	-3.00%	\$7M
Communication Services	-4.00%	\$22M

### Largest Changes in Fund Country Weight, %

Fund Name	New o..	Sector	Change
AB FCP I - Asia (ex-Japan) Equity Pa..		Information Technology	6.43%
Nikko AM Global Umbrella Fund - Asi..		Information Technology	4.81%
Fidelity Asia Fund		Information Technology	4.19%
Prusik Asia Fund	New	Consumer Discretionary	4.14%
SEB Fund 2 - Asia (ex-Japan) Fund		Information Technology	3.73%
JKC Fund - La Francaise JKC Asia E..		Information Technology	3.70%
BNP Paribas Funds - Asia ex-Japan ..		Information Technology	3.19%
JKC Fund - La Francaise JKC Asia E..		Materials	-1.99%
SEB Fund 2 - Asia (ex-Japan) Fund		Industrials	-2.00%
Swedbank Robur Asienfond		Financials	-2.01%
TT International Funds Plc - Asia (ex..		Materials	-2.51%
Invesco Funds - Asia Opportunities ..		Information Technology	-3.09%
Prusik Asia Fund	Close	Information Technology	-6.31%
Prusik Asia Fund	Close	Materials	-7.72%

### Largest Fund Level Stock Inflows/Outflows, \$

Fund Name	Stock Name	New..	Flow
Baillie Gifford Overseas Growth Fun..	Samsung Electronics Co...	New	\$76M
Morgan Stanley Inv. Fds. - Asia Op..	Coupage, Inc. Class A		\$45M
Baillie Gifford Overseas Growth Fun..	SK hynix Inc.	New	\$41M
Hermes Inv. Funds - Asia (ex-Japa..	Krafton, Inc.	New	\$31M
Value Partners High Dividend Stock..	Kia Corp.		\$25M
Fidelity Asia Fund	Samsung Electronics Co...		\$24M
Hermes Inv. Funds - Asia (ex-Japa..	Hyundai Mobis Co., Ltd		\$24M
BlackRock Global Funds - Asian Gro..	Samsung Electronics Co...		(\$16M)
Schroder Asian Growth Fund	NAVER Corp.	Close	(\$17M)
Fidelity Inv. Funds - Asia Fund	Samsung Electronics Co...		(\$18M)
Hermes Inv. Funds - Asia (ex-Japa..	Hyundai Motor Company	Close	(\$20M)
iShares Tr. - MSCI All Country Asia ..	Samsung Electronics Co...		(\$23M)
Fidelity Funds SICAV - Sustainable ..	Samsung Electronics Co...		(\$40M)
Hermes Inv. Funds - Asia (ex-Japa..	POSCO Holdings Inc.	Close	(\$52M)

### Aggregate Stock Holdings Data, Ranked by Most Widely Held.

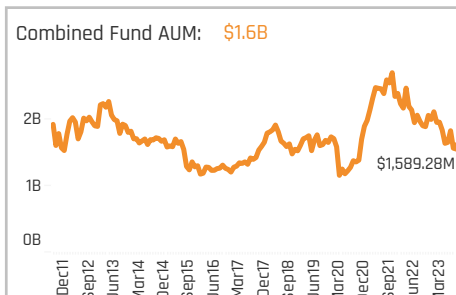
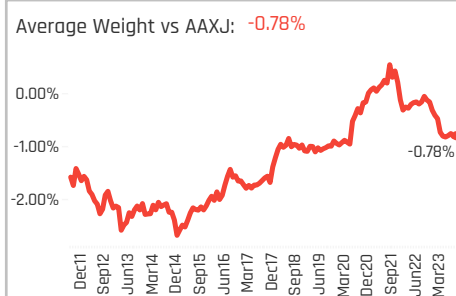
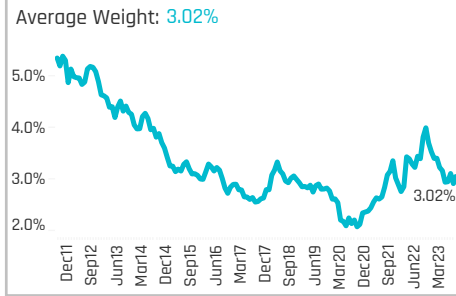
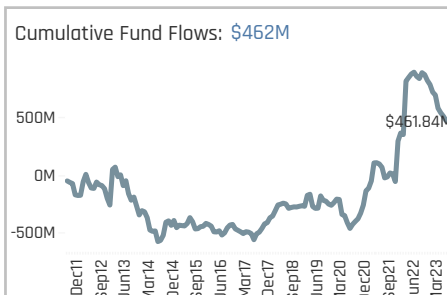
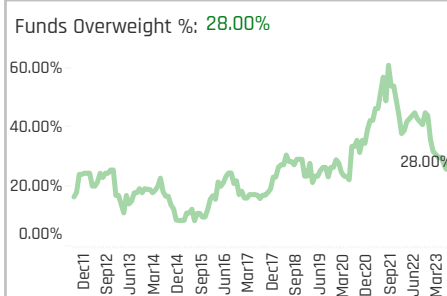
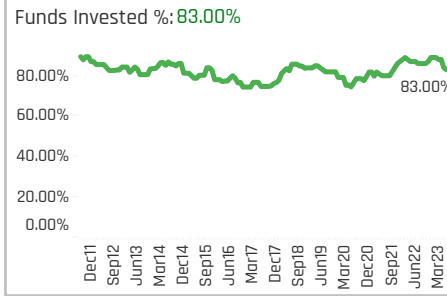
Ticker	Stock Name	Funds Invested %	Average Weight	Vs Benchmark	Fund AUM, \$
D05-SG	DBS Group Holdings Ltd	48.00%	1.11%	0.32%	\$459M
SE-US	Sea Ltd. (Singapore) Sponsor..	41.00%	0.39%	0.11%	\$267M
U11-SG	United Overseas Bank Ltd. (Si..	17.00%	0.28%	-0.17%	\$156M
Q39-SG	Oversea-Chinese Banking Cor..	13.00%	0.23%	-0.32%	\$231M
Z74-SG	Singapore Telecommunicatio..	10.00%	0.20%	-0.06%	\$69M
GRAB-US	Grab Holdings Ltd. (Singapore..	10.00%	0.20%	0.08%	\$244M
9C1-SG	CapitaLand Investment Limit..	6.00%	0.06%	-0.04%	\$21M
S58-SG	SATS Ltd	4.00%	0.04%	0.04%	\$11M
S51-SG	Sembcorp Marine Ltd	4.00%	0.05%	-0.03%	\$7M
C38U-SG	CapitaLand Integrated Comm..	4.00%	0.04%	-0.09%	\$21M
A17U-SG	CapitaLand Ascendas REIT	4.00%	0.02%	-0.10%	\$7M
S68-SG	Singapore Exchange Ltd.	3.00%	0.04%	-0.08%	\$7M
OVB-SG	Sheng Siang Group Ltd.	3.00%	0.05%	0.05%	\$7M
C6L-SG	Singapore Airlines Ltd.	3.00%	0.04%	-0.08%	\$10M
BN4-SG	Keppel Corporation Limited	3.00%	0.04%	-0.09%	\$8M

### Top Stock Holdings, %

Fund Name	Ticker	Stock Name	%
Nomura Asset Asia Attractive Div. Equit..	D05-SG	DBS Group Holdings L..	5.70%
Handelsbanken Asien Tema	D05-SG	DBS Group Holdings L..	5.64%
E Fund Asia Selected Stock Fund	GRAB-US	Grab Holdings Ltd. (Si..	5.46%
E Fund Asia Selected Stock Fund	SE-US	Sea Ltd. (Singapore) ..	4.83%
Prusik Asia Fund	D05-SG	DBS Group Holdings L..	4.65%
BNP Paribas Funds - Asia ex-Japan Eq..	D05-SG	DBS Group Holdings L..	4.55%
Nomura Asset Asia Attractive Div. Equit..	U11-SG	United Overseas Bank..	4.28%
Carnegie Asia	D05-SG	DBS Group Holdings L..	4.20%
Nomura Asset Asia Open	D05-SG	DBS Group Holdings L..	3.73%
Morgan Stanley Instl. Fund - Asia Oppa..	GRAB-US	Grab Holdings Ltd. (Si..	3.48%
CompAM Fund - Cadence Strategic Asia	V03-SG	Venture Corporation L..	3.46%
T Rowe Price New Asia Fund	D05-SG	DBS Group Holdings L..	3.45%
Morgan Stanley Inv. Fds. - Asia Opport..	GRAB-US	Grab Holdings Ltd. (Si..	3.41%
T. Rowe Price Funds SICAV - Asian ex-J..	D05-SG	DBS Group Holdings L..	3.37%
Allianz Global Investors Choice Fund - ..	Z74-SG	Singapore Telecommu..	3.35%

### Top Stock Holdings, \$

Fund Name	Ticker	Stock Name	\$
Morgan Stanley Inv. Fds. - Asia Opport..	GRAB-US	Grab Holdings Ltd. (Sing..	\$149M
Schroder ISF - Asian Opportunities	O39-SG	Oversea-Chinese Bankin..	\$139M
T Rowe Price New Asia Fund	D05-SG	DBS Group Holdings Ltd	\$86M
Fidelity Inv. Funds - Asia Fund	U11-SG	United Overseas Bank Lt..	\$53M
Morgan Stanley Inv. Fds. - Asia Opport..	SE-US	Sea Ltd. (Singapore) Sp..	\$47M
Fidelity Funds SICAV - Sustainable Asia..	D05-SG	DBS Group Holdings Ltd	\$44M
Baillie Gifford Overseas Growth Fund - ..	SE-US	Sea Ltd. (Singapore) Sp..	\$43M
Handelsbanken Asien Tema	D05-SG	DBS Group Holdings Ltd	\$42M
Schroder ISF - Asian Opportunities	SE-US	Sea Ltd. (Singapore) Sp..	\$38M
E Fund Asia Selected Stock Fund	GRAB-US	Grab Holdings Ltd. (Sing..	\$37M
E Fund Asia Selected Stock Fund	SE-US	Sea Ltd. (Singapore) Sp..	\$32M
Schroder Asian Growth Fund	O39-SG	Oversea-Chinese Bankin..	\$32M
Fidelity Funds SICAV - Asian Special Sit..	U11-SG	United Overseas Bank Lt..	\$30M
FTIF SICAV - Asian Growth Fund	D05-SG	DBS Group Holdings Ltd	\$29M
Allianz Global Investors Choice Fund - ..	Z74-SG	Singapore Telecommuni..	\$28M



### Top Sector Holdings, %

Fund Name	Sector	%
Nomura Asset Asia Attractive Div. Equit..	Financials	10.88%
Handelsbanken Asien Tema	Financials	7.63%
Asian Equity Income Fund	Financials	7.42%
Carnegie Asia	Financials	6.46%
E Fund Asia Selected Stock Fund	Industrials	5.46%
E Fund Asia Selected Stock Fund	Consumer Discretionary	4.83%
Prusik Asia Fund	Financials	4.65%
BNP Paribas Funds - Asia ex-Japan Eq..	Financials	4.55%
Lansforsakringar Asienfonden	Financials	4.34%
Nomura Asset Asia Open	Financials	3.73%
abrdn Sustainable Asian Opportunities..	Financials	3.71%
Morgan Stanley Instl. Fund - Asia Oppo..	Industrials	3.48%
CompAM Fund - Cadence Strategic Asia	Information Technology	3.46%
T Rowe Price New Asia Fund	Financials	3.45%
Morgan Stanley Inv. Fds. - Asia Opport..	Industrials	3.41%

### Top Holdings, %

Fund Name	%
Nomura Asset Asia Attractive Div. Equit..	13.90%
Asian Equity Income Fund	13.43%
E Fund Asia Selected Stock Fund	10.29%
Handelsbanken Asien Tema	8.51%
BNP Paribas Funds - Asia ex-Japan Eq..	7.45%
Allianz Global Investors Fund - Total Re..	7.14%
Allianz Intl. Inv. Fds. - Total Return Asi..	7.10%
Prusik Asia Fund	6.91%
Nomura Asset Asia Open	6.84%
Value Partners Ireland Fund Plc - Asia (...)	6.60%
Carnegie Asia	6.46%
Nomura Fds. Ireland Plc - Asia (ex-Japa..	6.45%
Allianz Global Investors Choice Fund - ..	6.02%
CompAM Fund - Cadence Strategic Asia	6.01%
Lansforsakringar Asienfonden	5.59%

### Top Holdings, \$

Fund Name	\$
Morgan Stanley Inv. Fds. - Asia Opport..	\$214M
Schroder ISF - Asian Opportunities	\$177M
T Rowe Price New Asia Fund	\$107M
iShares Tr. - MSCI All Country Asia ex-J..	\$96M
E Fund Asia Selected Stock Fund	\$69M
Handelsbanken Asien Tema	\$64M
Fidelity Funds SICAV - Sustainable Asia..	\$64M
Fidelity Inv. Funds - Asia Fund	\$61M
Schroder Asian Growth Fund	\$58M
Baillie Gifford Overseas Growth Fund - ..	\$51M
Allianz Global Investors Choice Fund - ..	\$50M
Fidelity Funds SICAV - Asian Special Sit..	\$45M
FTIF SICAV - Asian Growth Fund	\$41M
BlackRock Global Funds - Asian Dragon..	\$28M
Allianz Global Investors Fund - Total Re..	\$26M

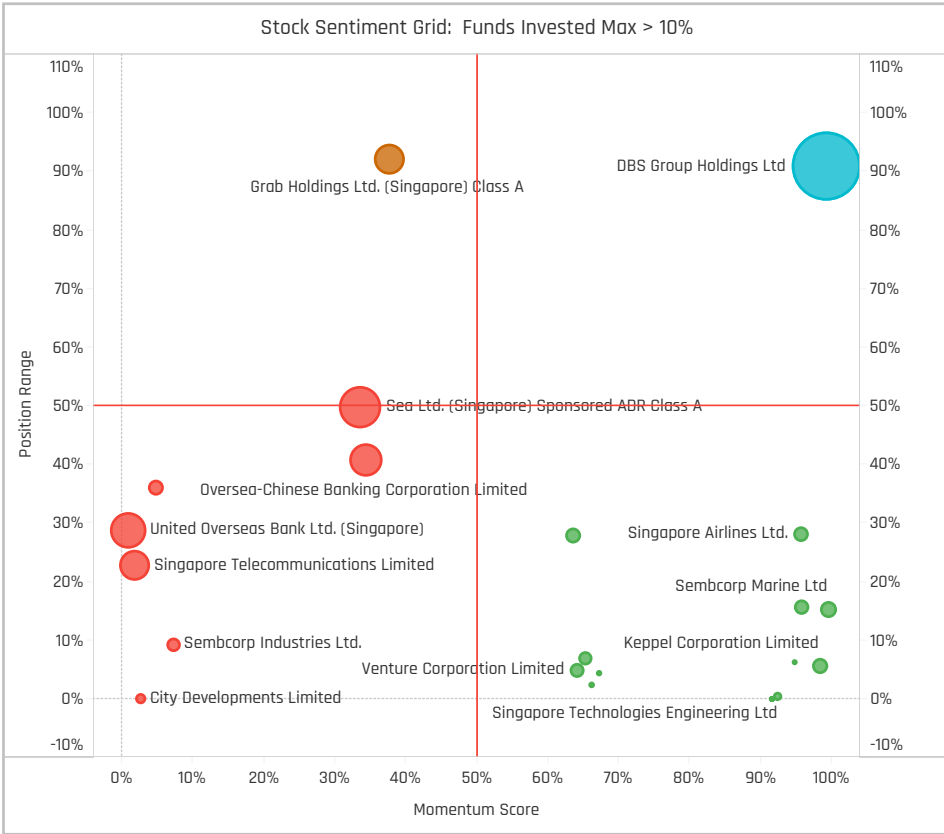
### Aggregate Sector Holdings, %

Sector	%	Change	Target
Financials	1.66%	-0.25%	67.00%
Consumer Discretionary	0.43%	0.04%	43.00%
Industrials	0.38%	-0.15%	24.00%
Communication Services	0.20%	-0.05%	11.00%
Real Estate	0.18%	-0.03%	17.00%
Consumer Staples	0.07%	-0.01%	6.00%
Information Technology	0.05%	0.05%	3.00%
Utilities	0.03%	-0.04%	2.00%
Materials	0.01%	0.01%	2.00%
Energy	0.00%	0.00%	1.00%
Health Care	0.00%	0.00%	1.00%

### Largest Changes in Fund Weight, %

Fund Name	New or C..	Change
Prusik Asia Fund		3.22%
BNP Paribas Funds - Asia ex-Ja..		2.48%
Natixis Intl. Fds. (Lux) I - Natixis ..		1.52%
HSBC GIF - Asia (ex-Japan) Equi..		1.40%
Eastspring Investments - Asian ..		1.40%
Handelsbanken Asien Tema		1.31%
JPM Asset GIM Asian Equity Acti..		1.10%
Pictet - Asian Equities (ex-Japan) Close		-1.67%
Value Partners Ireland Fund Plc ..		-1.78%
AB FCP I - Asia (ex-Japan) Equit.. Close		-1.83%
abrdn Sustainable Asian Opport..		-2.18%
Robeco Capital Gr. Fds. - Sustai..		-2.54%
Robeco Capital Gr. Fds. - Asian S..		-2.68%
CompAM Fund - Cadence Strate..		-3.00%

Ave Wgt Δ	Funds Invested Δ	Fund Flows, \$	Av Wgt vs AAXJ Δ	Funds O/W % Δ
-0.22%	-5.00%	(\$122M)	-0.07%	-2.00%



### Aggregate Stock Holdings Changes

Ticker	Stock Name	Funds Invested % Δ	Average Weight Δ	Fund Flows, \$
S51-SG	Sembcorp Marine Ltd	4.00%	0.05%	\$5M
A17U-SG	CapitaLand Ascendas REIT	4.00%	0.02%	\$3M
D05-SG	DBS Group Holdings Ltd	4.00%	0.03%	\$34M
BN4-SG	Keppel Corporation Limited	2.00%	0.04%	\$4M
HMN-SG	Ascott Residence Trust	1.00%	0.00%	\$0M
BSL-SG	Raffles Medical Group Ltd	1.00%	0.00%	\$0M
S68-SG	Singapore Exchange Ltd.	1.00%	0.01%	\$3M
S58-SG	SATS Ltd	-1.00%	-0.01%	(\$5M)
OVB-SG	Sheng Siong Group Ltd.	-1.00%	-0.01%	(\$2M)
O39-SG	Oversea-Chinese Banking Corp..	-1.00%	0.02%	(\$38M)
CO9-SG	City Developments Limited	-2.00%	-0.02%	(\$3M)
SE-US	Sea Ltd. (Singapore) Sponsore..	-2.00%	-0.28%	\$24M
Z74-SG	Singapore Telecommunication..	-3.00%	-0.04%	(\$26M)
U11-SG	United Overseas Bank Ltd. (Sin..	-4.00%	-0.03%	(\$90M)

### Largest Fund Flows, \$

Fund Name	New or Cl..	Flow
Morgan Stanley Inv. Fds. - Asia..		\$28M
HSBC GIF - Asia (ex-Japan) Equi..		\$6M
Allianz Global Investors Fund - ..		\$6M
Handelsbanken Asien Tema		\$6M
Baillie Gifford Overseas Growth ..		\$5M
Eastspring Investments - Asian..		\$4M
JPM Asset GIM Asian Equity Ac..		\$3M
Fidelity Funds SICAV - Asian Sp..		(\$8M)
Fidelity Funds SICAV - Sustaina..		(\$15M)
iShares Tr. - MSCI All Country A..		(\$15M)
Pictet - Asian Equities (ex-Japa.. Close		(\$20M)
Schroder ISF - Asian Opportunit..		(\$23M)
T Rowe Price New Asia Fund		(\$24M)
Fidelity Inv. Funds - Asia Fund		(\$25M)

### Largest Fund Level Changes in Stock Weight, %

Fund Name	Stock Name	New ..	Change
Prusik Asia Fund	DBS Group Holdings Ltd	New	4.65%
Prusik Asia Fund	Keppel Corporation Limit..	New	2.27%
Eastspring Investments - Asian M..	Singapore Airlines Ltd.	New	1.86%
Nikko AM Global Umbrella Fund - A..	Sembcorp Marine Ltd	New	1.75%
Nomura Fds. Ireland Plc - Asia (ex-..	Keppel Corporation Limit..	New	1.65%
GAM Multistock SICAV - Asia Focus..	Oversea-Chinese Banking..		1.60%
E Fund Asia Selected Stock Fund	Grab Holdings Ltd. (Singa..		1.57%
Pictet - Asian Equities (ex-Japan)	Singapore Telecommun..	Close	-1.67%
Baring International Umbrella Fun..	Grab Holdings Ltd. (Singa..	Close	-1.78%
CompAM Fund - Cadence Strategi..	Sea Ltd. (Singapore) Spo..		-1.93%
Robeco Capital Gr. Fds. - Asian Sta..	DBS Group Holdings Ltd		-2.35%
Robeco Capital Gr. Fds. - Sustaina..	DBS Group Holdings Ltd		-2.54%
E Fund Asia Selected Stock Fund	Sea Ltd. (Singapore) Spo..		-3.15%
Prusik Asia Fund	Sea Ltd. (Singapore) Spo..	Close	-3.70%

### Aggregate Country Holding Changes

Sector	Change	Flow
Industrials	4.00%	(\$9M)
Real Estate	1.00%	(\$35M)
Health Care	1.00%	\$0M
Multi	0.00%	\$0M
Materials	0.00%	\$0M
Information Technology	0.00%	(\$2M)
Financials	0.00%	(\$9M)
Energy	0.00%	\$2M
Utilities	-1.00%	(\$1M)
Consumer Staples	-1.00%	(\$3M)
Consumer Discretionary	-2.00%	(\$41M)
Communication Services	-3.00%	(\$26M)

### Largest Changes in Fund Country Weight, %

Fund Name	New o..	Sector	Change
Prusik Asia Fund	New	Financials	4.65%
Prusik Asia Fund	New	Industrials	2.27%
Nikko AM Global Umbrella Fund - Asi..	New	Industrials	1.75%
Eastspring Investments - Asian Mul..		Industrials	1.74%
Nomura Fds. Ireland Plc - Asia (ex-J..	New	Industrials	1.65%
GAM Multistock SICAV - Asia Focus ..		Financials	1.60%
E Fund Asia Selected Stock Fund		Industrials	1.57%
Value Partners Ireland Fund Plc - As..	Close	Consumer Discretionary	-1.57%
Pictet - Asian Equities (ex-Japan) Close	Close	Communication Services	-1.67%
CompAM Fund - Cadence Strategic ..		Consumer Discretionary	-1.93%
Robeco Capital Gr. Fds. - Asian Star..		Financials	-2.35%
Robeco Capital Gr. Fds. - Sustainabl..		Financials	-2.54%
E Fund Asia Selected Stock Fund		Consumer Discretionary	-3.15%
Prusik Asia Fund	Close	Consumer Discretionary	-3.70%

### Largest Fund Level Stock Inflows/Outflows, \$

Fund Name	Stock Name	New..	Flow
Fidelity Funds SICAV - Sustainable ..	DBS Group Holdings Ltd	New	\$46M
Morgan Stanley Inv. Fds. - Asia Op..	Super Hi International Ho..	New	\$18M
Fidelity Funds SICAV - Asian Equity..	DBS Group Holdings Ltd	New	\$13M
Morgan Stanley Inv. Fds. - Asia Op..	Grab Holdings Ltd. (Singa..		\$7M
Schroder Asian Growth Fund	Sea Ltd. (Singapore) Spo..		\$6M
Handelsbanken Asien Tema	DBS Group Holdings Ltd		\$5M
Invesco Funds - Asia Opportunities ..	Sea Ltd. (Singapore) Spo..	New	\$5M
Fidelity Funds SICAV - Asian Equity..	United Overseas Bank Lt..	Close	(\$12M)
Fidelity Funds SICAV - Sustainable ..	Grab Holdings Ltd. (Singa..		(\$17M)
Pictet - Asian Equities (ex-Japan)	Singapore Telecommun..	Close	(\$20M)
Schroder ISF - Asian Opportunities	Oversea-Chinese Banking..		(\$23M)
T Rowe Price New Asia Fund	CapitaLand Integrated C..		(\$24M)
Fidelity Inv. Funds - Asia Fund	United Overseas Bank Lt..		(\$25M)
Fidelity Funds SICAV - Sustainable ..	United Overseas Bank Lt..	Close	(\$44M)

### Aggregate Stock Holdings Data, Ranked by Most Widely Held.

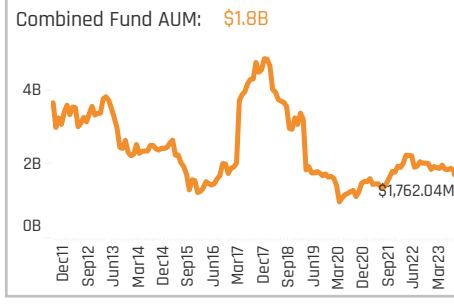
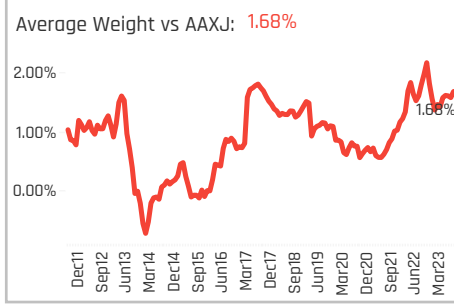
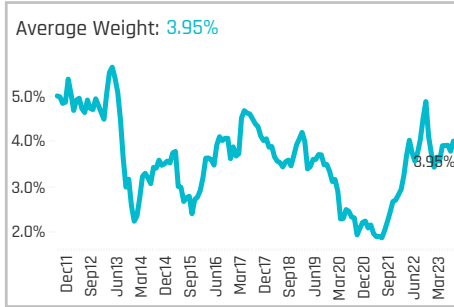
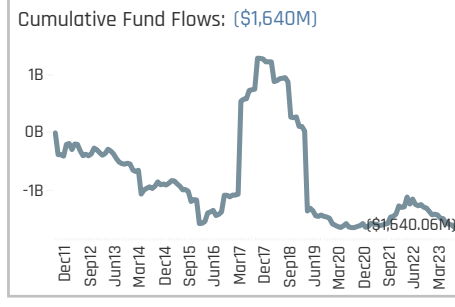
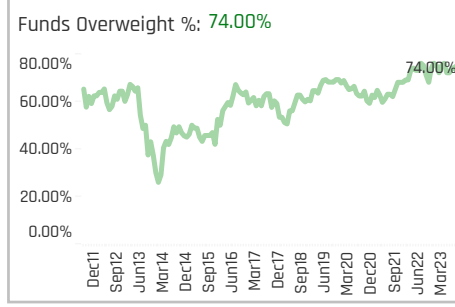
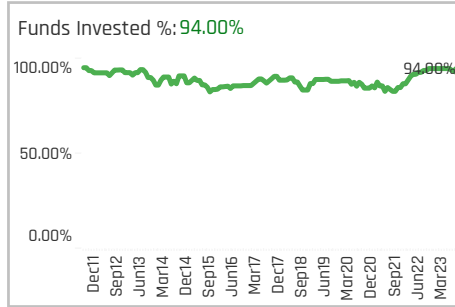
Ticker	Stock Name	Funds Invested %	Average Weight	Vs Benchmark	Fund AUM, \$
BBCA-ID	PT Bank Central Asia Tbk	51.00%	1.14%	0.58%	\$489M
BBRI-ID	PT Bank Rakyat Indonesia (Pe..)	36.00%	0.87%	0.46%	\$352M
BMRI-ID	PT Bank Mandiri (Persero) Tbk	27.00%	0.58%	0.32%	\$435M
TLKM-ID	PT Telkom Indonesia (Persero..)	16.00%	0.21%	0.00%	\$50M
CMRY-ID	PT Cisarua Mountain Dairy Tbk	12.00%	0.11%	0.11%	\$16M
BBNI-ID	PT Bank Negara Indonesia (Pe..)	11.00%	0.20%	0.11%	\$42M
AVIA-ID	PT Avia Avian Tbk	11.00%	0.06%	0.06%	\$83M
ASII-ID	PT Astra International Tbk	8.00%	0.09%	-0.06%	\$53M
AMRT-ID	PT Sumber Alfaria Trijaya	8.00%	0.08%	0.02%	\$21M
UNVR-ID	PT Unilever Indonesia Tbk	6.00%	0.03%	-0.01%	\$9M
SMGR-ID	PT Semen Indonesia (Persero)..	5.00%	0.04%	0.01%	\$34M
MDKA-ID	PT Merdeka Copper Gold Tbk	5.00%	0.04%	0.00%	\$68M
INCO-ID	PT Vale Indonesia Tbk	5.00%	0.04%	0.02%	\$10M
PWON-ID	PT Pakuwon Jati Tbk	4.00%	0.02%	0.02%	\$7M
MAPI-ID	PT Mitra Adiperkasa Tbk	4.00%	0.05%	0.05%	\$2M

### Top Stock Holdings, %

Fund Name	Ticker	Stock Name	Weight %
Robeco Capital Gr. Fds. - Sustainable A..	BBRI-ID	PT Bank Rakyat Indon..	6.17%
Robeco Capital Gr. Fds. - Asian Stars E..	BMRI-ID	PT Bank Mandiri (Pers..)	5.65%
LUX IM - Pictet Asian Equities	BBRI-ID	PT Bank Rakyat Indon..	4.63%
JKC Fund - La Francaise JKC Asia Equit..	HEAL-ID	PT Medikaloka Hermin..	4.20%
Nordea 1 - Asian Stars Equity Fund	BBRI-ID	PT Bank Rakyat Indon..	3.94%
Nordea Asian Stars Fund	BBRI-ID	PT Bank Rakyat Indon..	3.93%
Man Funds plc - GLG Asia ex Japan Equ..	BMRI-ID	PT Bank Mandiri (Pers..)	3.92%
BlackRock Global Funds - Asian Growth..	BBCA-ID	PT Bank Central Asia T..	3.90%
Carnegie Asia	BBCA-ID	PT Bank Central Asia T..	3.89%
Eastspring Investments - Asian Dynam..	BBNI-ID	PT Bank Negara Indon..	3.88%
UBS (CH) Equity Fund - Emerging Asia (..	BMRI-ID	PT Bank Mandiri (Pers..)	3.67%
JKC Fund - La Francaise JKC Asia Equit..	SIDO-ID	PT Industri Jamu dan ..	3.45%
Morgan Stanley Inv. Fds. - Sustainabl..	BBRI-ID	PT Bank Rakyat Indon..	3.42%
JPM Asset GIM Asian Equity Active Ope..	BBCA-ID	PT Bank Central Asia T..	3.42%
Nomura Asset Asia Attractive Div. Equit..	BBRI-ID	PT Bank Rakyat Indon..	3.41%

### Top Stock Holdings, \$

Fund Name	Ticker	Stock Name	Weight %
Schroder ISF - Asian Opportunities	BMRI-ID	PT Bank Mandiri (Perser..)	\$153M
Fidelity Inv. Funds - Asia Fund	BBCA-ID	PT Bank Central Asia Tbk	\$85M
Baillie Gifford Overseas Growth Fund - ..	BBRI-ID	PT Bank Rakyat Indonesi..	\$69M
Baillie Gifford Overseas Growth Fund - ..	MDKA-ID	PT Merdeka Copper Gold..	\$64M
Baillie Gifford Overseas Growth Fund - ..	BMRI-ID	PT Bank Mandiri (Perser..)	\$55M
Fidelity Funds SICAV - Asian Special Sit..	BBCA-ID	PT Bank Central Asia Tbk	\$50M
Fidelity Inv. Funds - Asia Fund	BBRI-ID	PT Bank Rakyat Indonesi..	\$48M
T Rowe Price New Asia Fund	BBCA-ID	PT Bank Central Asia Tbk	\$45M
Fidelity Inv. Funds - Asia Fund	BMRI-ID	PT Bank Mandiri (Perser..)	\$41M
Baillie Gifford Overseas Growth Fund - ..	ASII-ID	PT Astra International T..	\$39M
Schroder Asian Growth Fund	BBRI-ID	PT Bank Mandiri (Perser..)	\$39M
FTIF SICAV - Asian Growth Fund	BBCA-ID	PT Bank Central Asia Tbk	\$36M
Morgan Stanley Inv. Fds. - Asia Opport..	AVIA-ID	PT Avia Avian Tbk	\$35M
Pictet - Asian Equities (ex-Japan)	BBRI-ID	PT Bank Rakyat Indonesi..	\$31M
JPMorgan Funds - Asia Growth Fund	BBCA-ID	PT Bank Central Asia Tbk	\$31M



### Top Sector Holdings, %

Fund Name	Sector	Weight %
Carnegie Asia	Financials	9.52%
JKC Fund - La Francaise JKC Asia Equit..	Health Care	7.65%
Morgan Stanley Inv. Fds. - Sustainabl..	Financials	6.98%
UBS (CH) Equity Fund - Emerging Asia (..	Financials	6.96%
Man Funds plc - GLG Asia ex Japan Equ..	Financials	6.54%
Prusik Asia Fund	Financials	6.30%
Robeco Capital Gr. Fds. - Sustainable A..	Financials	6.17%
JPM Asset GIM Asian Equity Active Ope..	Financials	5.93%
UBS (CH) Equity Fund - Asia (USD)	Financials	5.88%
Skandia Asia	Financials	5.80%
Pictet - Asian Equities (ex-Japan)	Financials	5.72%
Robeco Capital Gr. Fds. - Asian Stars E..	Financials	5.65%
Man International ICVC - GLG Asia (ex J..	Financials	5.61%
Lansforsakringar Asienfonden	Financials	5.45%
Fidelity Funds SICAV - Asian Special Sit..	Financials	5.29%

### Top Holdings, %

Fund Name	Weight %
Carnegie Asia	12.54%
Prusik Asia Fund	12.47%
Robeco Capital Gr. Fds. - Sustainable A..	9.58%
Value Partners Ireland Fund Plc - Asia (..	9.31%
Robeco Capital Gr. Fds. - Asian Stars E..	8.97%
Morgan Stanley Inv. Fds. - Sustainabl..	8.55%
Meiji Yasuda Asset Meiji Yasuda Asia E..	8.00%
TT International Funds Plc - Asia (ex-Ja..	7.91%
JPM Asset GIM Asian Equity Active Ope..	7.80%
Baillie Gifford Overseas Growth Fund - ..	7.67%
JKC Fund - La Francaise JKC Asia Equit..	7.65%
Nomura Asset Asia Attractive Div. Equit..	7.50%
JPM Asset GIM Asia Growth Equity Mot..	7.05%
UBS (CH) Equity Fund - Emerging Asia (..	6.96%
JPMorgan Funds - Asia Growth Fund	6.57%

### Top Holdings, \$

Fund Name	Weight \$
Baillie Gifford Overseas Growth Fund - ..	\$234M
Fidelity Inv. Funds - Asia Fund	\$192M
Schroder ISF - Asian Opportunities	\$153M
Fidelity Funds SICAV - Asian Special Sit..	\$110M
JPMorgan Funds - Asia Growth Fund	\$77M
FTIF SICAV - Asian Growth Fund	\$74M
iShares Tr. - MSCI All Country Asia ex-J..	\$58M
Pictet - Asian Equities (ex-Japan)	\$56M
T Rowe Price New Asia Fund	\$45M
Fidelity Funds SICAV - Sustainable Asia..	\$44M
Schroder Asian Growth Fund	\$39M
Vantobel Fund - mtx Sustainable Asian..	\$35M
Morgan Stanley Inv. Fds. - Asia Opport..	\$35M
C Worldwide - Asia	\$35M
UBS (Lux) Key Selection SICAV - Asian ..	\$32M

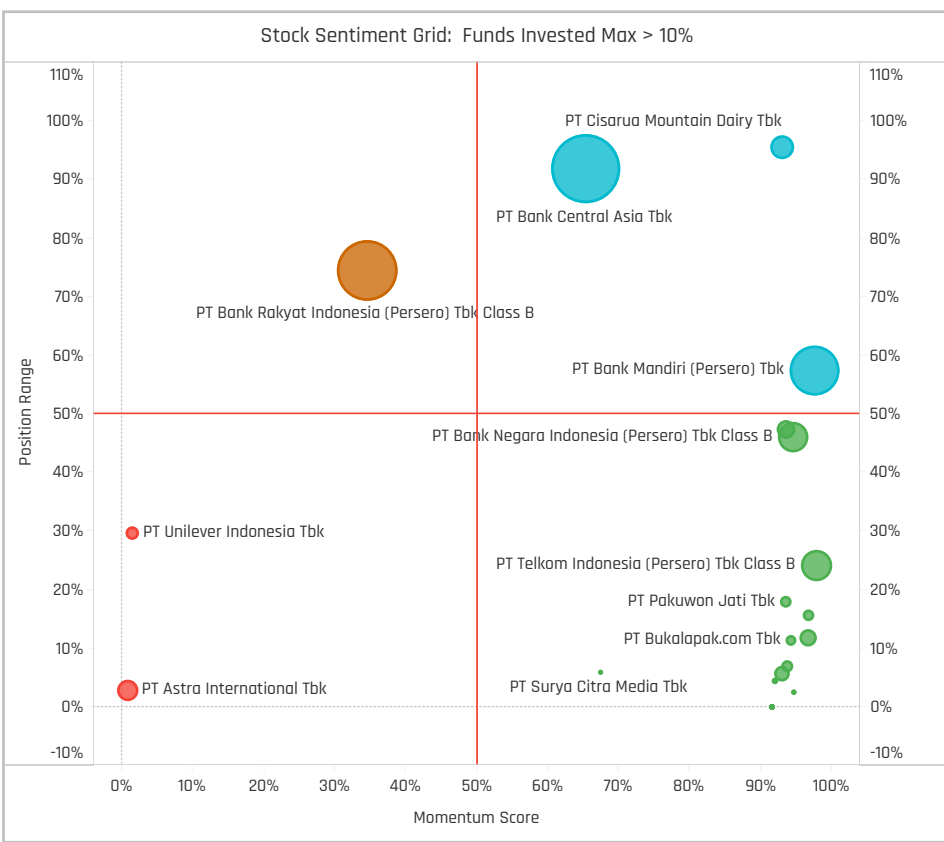
### Aggregate Sector Holdings, %

Sector	Weight %	Vs Benchmark
Financials	2.82%	1.51%
Consumer Staples	0.27%	28.00%
Materials	0.25%	27.00%
Communication Services	0.22%	18.00%
Health Care	0.13%	4.00%
Industrials	0.10%	11.00%
Consumer Discretionary	0.09%	7.00%
Real Estate	0.04%	5.00%
Energy	0.02%	2.00%
Information Technology	0.00%	0.00%

### Largest Changes in Fund Weight, %

Fund Name	New or C..	Change
Prusik Asia Fund		8.70%
JKC Fund - La Francaise JKC Asi..		3.65%
TT International Funds Plc - Asi..		2.33%
T. Rowe Price Funds SICAV - Asi..		2.14%
Skandia Asia		2.11%
Lansforsakringar Asienfonden		2.02%
T Rowe Price Asia Opportunities ..		1.85%
Baillie Gifford Overseas Growth ..		-0.95%
Invesco Funds - Asia Opportuniti..		-1.20%
Fidelity Invt. Funds - Emerging A..		-1.57%
Fidelity Funds SICAV - Asian Equ..		-1.67%
Fidelity Funds SICAV - Sustaina..		-1.69%
BNP Paribas Funds - Asia ex-Ja.. Close		-3.13%
UBS (CH) Equity Fund - Asia (US..		-3.48%

Ave Wgt Δ	Funds Invested Δ	Fund Flows, \$	Av Wgt vs AAXJ Δ	Funds O/W % Δ
0.37%	-1.00%	(\$152M)	0.24%	-1.00%



### Aggregate Stock Holdings Changes

Ticker	Stock Name	Funds Invested % Δ	Average Weight Δ	Fund Flows, \$
AMRT-ID	PT Sumber Alfaria Trijaya	5.00%	0.06%	\$11M
INTP-ID	PT Indocement Tunggul Prakar..	2.00%	0.01%	\$3M
TLKM-ID	PT Telkom Indonesia (Persero) ..	2.00%	0.03%	(\$1M)
NISP-ID	PT Bank OCBC NISP Tbk	1.00%	0.01%	\$1M
MBMA-ID	PT Merdeka Battery Materials ..	1.00%	0.02%	\$0M
LPPF-ID	PT Matahari Department Store..	1.00%	0.00%	\$1M
KLBF-ID	PT Kalbe Farma Tbk	1.00%	0.02%	\$1M
BBCA-ID	PT Bank Central Asia Tbk	-1.00%	0.04%	(\$79M)
MAPI-ID	PT Mitra Adiperkasa Tbk	-2.00%	0.01%	(\$1M)
CTRA-ID	PT Ciputra Development Tbk	-2.00%	0.00%	(\$1M)
UNVR-ID	PT Unilever Indonesia Tbk	-3.00%	-0.03%	(\$17M)
GOTO-ID	PT GoTo Gojek Tokopedia Tbk	-3.00%	-0.01%	(\$20M)
BBRI-ID	PT Bank Rakyat Indonesia (Per..	-3.00%	0.12%	(\$46M)
ASII-ID	PT Astra International Tbk	-4.00%	-0.03%	(\$4M)

### Largest Fund Flows, \$

Fund Name	New or Cl..	Flow
JPMorgan Funds - Asia Growth ..		\$9M
Fidelity Asia Fund		\$7M
FTIF SICAV - Asian Growth Fund		\$5M
Skandia Asia		\$5M
Prusik Asia Fund		\$4M
T. Rowe Price Funds SICAV - Asi..		\$3M
Syinvest Fjernosten		\$3M
Invesco Funds - Asia Opportuni..		(\$7M)
iShares Tr. - MSCI All Country A..		(\$9M)
T Rowe Price New Asia Fund		(\$12M)
BNP Paribas Funds - Asia ex-Ja.. Close		(\$17M)
Fidelity Funds SICAV - Asian Equ..		(\$21M)
Fidelity Invt. Funds - Asia Fund		(\$34M)
Fidelity Funds SICAV - Sustaina..		(\$74M)

### Largest Fund Level Changes in Stock Weight, %

Fund Name	Stock Name	New ..	Change
Prusik Asia Fund	PT Kalbe Farma Tbk	New	2.20%
Prusik Asia Fund	PT Telkom Indonesia (Per..	New	2.15%
JKC Fund - La Francaise JKC Asia ..	PT Medikaloka Hermina T..	New	2.08%
Prusik Asia Fund	PT Bank Central Asia Tbk	New	2.06%
Prusik Asia Fund	PT Cisarua Mountain Dair..	New	1.82%
T. Rowe Price Funds SICAV - Asian ..	PT Sumber Alfaria Trijaya	New	1.59%
JKC Fund - La Francaise JKC Asia ..	PT Industri Jamu dan Far..		1.56%
Fidelity Funds SICAV - Sustainable..	PT Bank Central Asia Tbk		-0.81%
Baillie Gifford Overseas Growth Fu..	PT Merdeka Copper Gold ..		-0.96%
UBS (CH) Equity Fund - Emerging ..	PT Bank Mandiri (Persero..		-1.07%
Invesco Funds - Asia Opportunities..	PT Bank Rakyat Indonesi..		-1.55%
Prusik Asia Fund	PT Unilever Indonesia Tbk	Close	-1.76%
UBS (CH) Equity Fund - Asia (USD)	PT Astra International Tbk	Close	-2.35%
BNP Paribas Funds - Asia ex-Japan..	PT Bank Rakyat Indonesi..	Close	-3.13%

### Aggregate Country Holding Changes

Sector	Change	Flow
Communication Services	3.00%	(\$5M)
Consumer Staples	1.00%	(\$5M)
Health Care	1.00%	\$2M
Utilities	0.00%	0.00%
Multi	0.00%	0.00%
Materials	0.00%	-0.01%
Energy	0.00%	0.01%
Consumer Discretionary	-2.00%	\$1M
Real Estate	-2.00%	(\$1M)
Information Technology	-3.00%	(\$20M)
Industrials	-3.00%	(\$3M)
Financials	-3.00%	(\$120M)

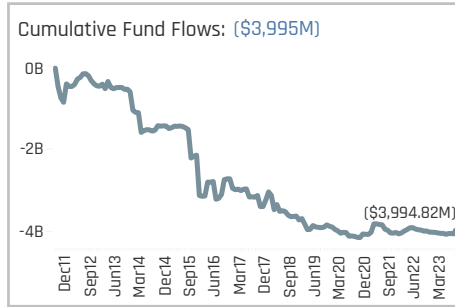
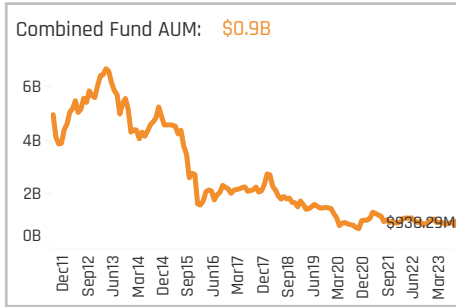
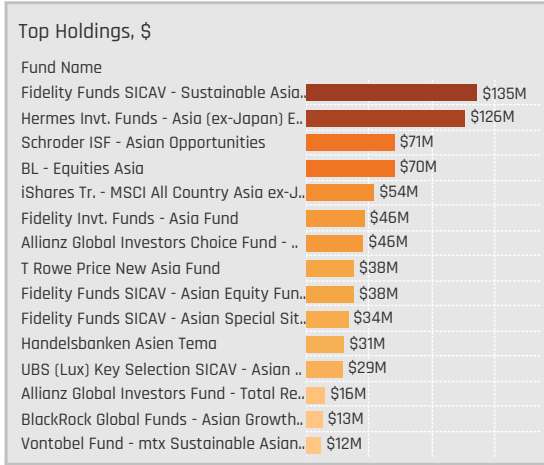
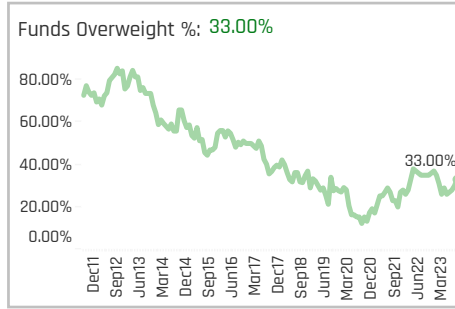
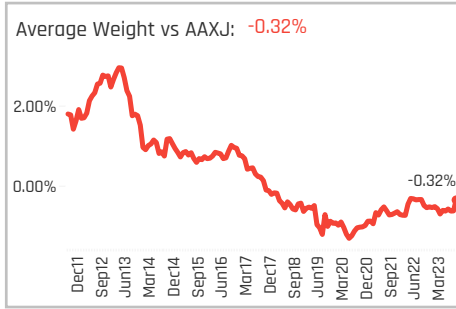
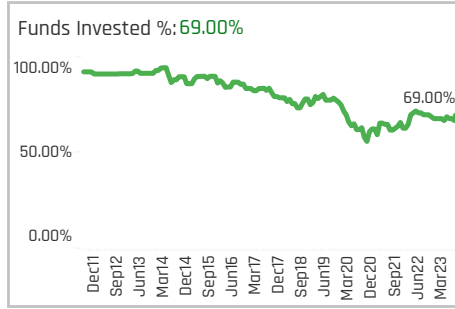
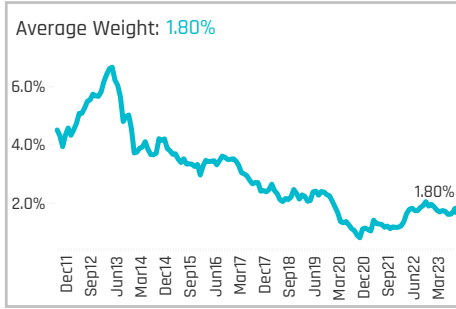
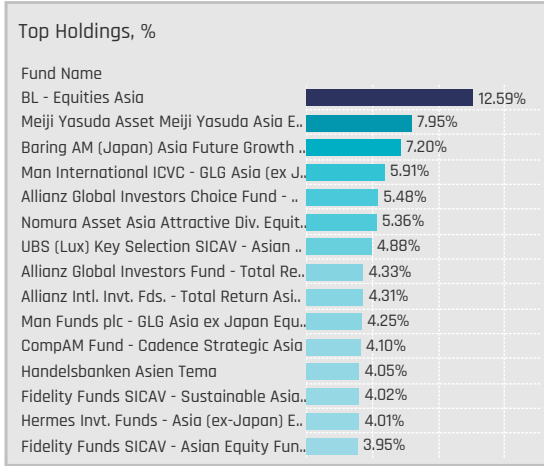
### Largest Changes in Fund Country Weight, %

Fund Name	New a..	Sector	Change
Prusik Asia Fund		Financials	4.29%
JKC Fund - La Francaise JKC Asia E..		Health Care	3.65%
Prusik Asia Fund	New	Health Care	2.20%
Prusik Asia Fund	New	Communication Services	2.15%
Skandia Asia		Financials	2.11%
Lansforsakringar Asienfonden		Financials	2.02%
Carnegie Asia		Financials	1.60%
Invesco Funds - Asia Opportunities ..		Financials	-1.20%
Fidelity Invt. Funds - Emerging Asia ..		Financials	-1.21%
Fidelity Funds SICAV - Asian Equity ..		Financials	-1.30%
Fidelity Funds SICAV - Sustainable ..		Financials	-1.33%
Baillie Gifford Overseas Growth Fun..		Materials	-1.44%
UBS (CH) Equity Fund - Asia (USD)	Close	Industrials	-2.35%
BNP Paribas Funds - Asia ex-Japan ..	Close	Financials	-3.13%

### Largest Fund Level Stock Inflows/Outflows, \$

Fund Name	Stock Name	New..	Flow
Fidelity Asia Fund	PT Indo Tambangraya Me..		\$7M
FTIF SICAV - Asian Growth Fund	PT Sumber Alfaria Trijaya		\$5M
Value Partners High Dividend Stock..	PT Bank Negara Indonesi..	New	\$5M
Value Partners High Dividend Stock..	PT Bank Mandiri (Persero..	New	\$5M
Skandia Asia	PT Bank Rakyat Indonesi..	New	\$4M
JPMorgan Funds - Asia Growth Fund	PT Bank Rakyat Indonesi..		\$4M
Baillie Gifford Overseas Growth Fun..	PT Merdeka Copper Gold ..		\$4M
T Rowe Price New Asia Fund	PT Unilever Indonesia Tbk	Close	(\$12M)
Baillie Gifford Overseas Growth Fun..	PT Vale Indonesia Tbk		(\$13M)
BNP Paribas Funds - Asia ex-Japan..	PT Bank Rakyat Indonesi..	Close	(\$17M)
Fidelity Funds SICAV - Sustainable ..	PT GoTo Gojek Tokopedia ..	Close	(\$18M)
Fidelity Funds SICAV - Sustainable ..	PT Bank Rakyat Indonesi..	Close	(\$22M)
Fidelity Invt. Funds - Asia Fund	PT Bank Central Asia Tbk		(\$24M)
Fidelity Funds SICAV - Sustainable ..	PT Bank Central Asia Tbk		(\$34M)





### Aggregate Stock Holdings Data, Ranked by Most Widely Held.

Ticker	Stock Name	Funds Invested %	Average Weight	Vs Benchmark	Fund AUM, \$
CPALL-TH	CP All Public Co. Ltd.	21.00%	0.39%	0.22%	\$299M
BDMS-TH	Bangkok Dusit Medical Servic..	13.00%	0.17%	0.03%	\$26M
AOT-TH	Airports of Thailand Public Co...	13.00%	0.14%	0.00%	\$40M
Y92-SG	Thai Beverage Public Co., Ltd.	11.00%	0.24%	0.24%	\$118M
BBL-TH	Bangkok Bank Public Compan..	11.00%	0.18%	0.18%	\$125M
PTTEP-TH	PTT Exploration & Production ..	8.00%	0.10%	-0.01%	\$26M
KBANK-TH	Kasikornbank Public Co. Ltd.	8.00%	0.10%	0.05%	\$94M
TISCO-TH	TISCO Financial Group Public ..	4.00%	0.03%	0.03%	\$4M
MINT-TH	Minor International Public Co...	4.00%	0.03%	-0.02%	\$12M
CPN-TH	Central Pattana Public Co. Ltd.	4.00%	0.04%	-0.03%	\$9M
BH-TH	Bumrungrad Hospital Public C..	3.00%	0.03%	-0.04%	\$7M
TOP-TH	Thai Oil Public Co. Ltd.	2.00%	0.01%	-0.02%	\$1M
SNNP-TH	Srinanaporn Marketing Public..	2.00%	0.03%	0.03%	\$1M
SCC-TH	Siam Cement Public Co. Ltd.	2.00%	0.02%	-0.09%	\$34M
PTTGC-TH	PTT Global Chemical Public Co..	2.00%	0.02%	-0.02%	\$2M

### Top Stock Holdings, %

Fund Name	Ticker	Stock Name	Weight
Allianz Global Investors Fund - Total Re..	CPALL-TH	CP All Public Co. Ltd.	4.33%
Allianz Intl. Inv. Fds. - Total Return Asi..	CPALL-TH	CP All Public Co. Ltd.	4.31%
BL - Equities Asia	Y92-SG	Thai Beverage Public ..	4.16%
CompAM Fund - Cadence Strategic Asia	Y92-SG	Thai Beverage Public ..	4.10%
Eastspring Investments - Asian Dynam..	BBL-TH	Bangkok Bank Public ..	3.94%
Allianz Global Investors Choice Fund - ..	CPALL-TH	CP All Public Co. Ltd.	3.45%
Prusik Asia Fund	KBANK-TH	Kasikornbank Public C..	3.10%
Man International ICVC - GLG Asia (ex J..	BDMS-TH	Bangkok Dusit Medica..	3.10%
BL - Equities Asia	CPALL-TH	CP All Public Co. Ltd.	3.01%
Asian Equity Income Fund	Y92-SG	Thai Beverage Public ..	2.87%
Man International ICVC - GLG Asia (ex J..	Y92-SG	Thai Beverage Public ..	2.81%
Hermes Inv. Funds - Asia (ex-Japan) E..	BBL-TH	Bangkok Bank Public ..	2.77%
Nomura Asset Asia Attractive Div. Equit..	PTT-TH	PTT Public Co., Ltd.	2.57%
Mirae Asset Glb. Discovery Fd. - ESG Asi..	BDMS-TH	Bangkok Dusit Medica..	2.57%
BL - Equities Asia	TOA-TH	TOA Paint (Thailand) P..	2.49%

### Aggregate Sector Holdings, %

Sector	Weight
Consumer Staples	0.73%
Financials	0.32%
Health Care	0.20%
Energy	0.16%
Industrials	0.15%
Consumer Discretionary	0.08%
Real Estate	0.06%
Materials	0.05%
Utilities	0.03%
Information Technology	0.02%
Communication Services	0.01%

### Top Sector Holdings, %

Fund Name	Sector	Weight
BL - Equities Asia	Consumer Staples	9.43%
Allianz Global Investors Fund - Total Re..	Consumer Staples	4.33%
Allianz Intl. Inv. Fds. - Total Return Asi..	Consumer Staples	4.31%
CompAM Fund - Cadence Strategic Asia	Consumer Staples	4.10%
Fidelity Funds SICAV - Sustainable Asia..	Consumer Staples	4.02%
Fidelity Funds SICAV - Asian Equity Fun..	Consumer Staples	3.95%
Eastspring Investments - Asian Dynam..	Financials	3.94%
Fidelity Inv. Funds - Emerging Asia Fu..	Consumer Staples	3.85%
Nomura Asset Asia Attractive Div. Equit..	Energy	3.46%
Allianz Global Investors Choice Fund - ..	Consumer Staples	3.45%
Fidelity Japan Asian Equity Mother Fun..	Consumer Staples	3.38%
Prusik Asia Fund	Financials	3.10%
Man International ICVC - GLG Asia (ex J..	Health Care	3.10%
Asian Equity Income Fund	Consumer Staples	2.87%
Man International ICVC - GLG Asia (ex J..	Consumer Staples	2.81%

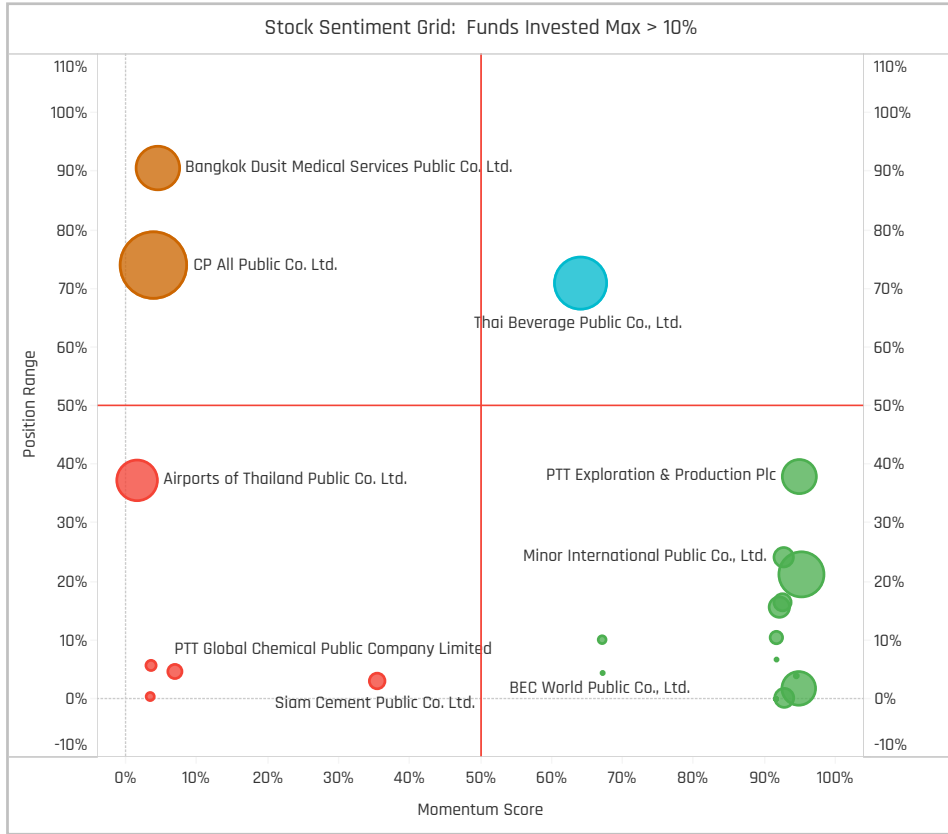
### Top Stock Holdings, \$

Fund Name	Ticker	Stock Name	Value
Hermes Inv. Funds - Asia (ex-Japan) E..	BBL-TH	Bangkok Bank Public Co..	\$88M
Fidelity Funds SICAV - Sustainable Asia..	CPALL-TH	CP All Public Co. Ltd.	\$79M
Schroder ISF - Asian Opportunities	KBANK-TH	Kasikornbank Public Co. ..	\$71M
Fidelity Funds SICAV - Sustainable Asia..	Y92-SG	Thai Beverage Public Co...	\$56M
Fidelity Inv. Funds - Asia Fund	CPALL-TH	CP All Public Co. Ltd.	\$46M
Hermes Inv. Funds - Asia (ex-Japan) E..	AP-TH	AP (Thailand) Public Co. ..	\$39M
Allianz Global Investors Choice Fund - ..	CPALL-TH	CP All Public Co. Ltd.	\$29M
Fidelity Funds SICAV - Asian Special Sit..	CPALL-TH	CP All Public Co. Ltd.	\$27M
T Rowe Price New Asia Fund	SCC-TH	Siam Cement Public Co. ...	\$26M
BL - Equities Asia	Y92-SG	Thai Beverage Public Co...	\$23M
Fidelity Funds SICAV - Asian Equity Fun..	CPALL-TH	CP All Public Co. Ltd.	\$22M
Allianz Global Investors Choice Fund - ..	KBANK-TH	Kasikornbank Public Co. ...	\$17M
BL - Equities Asia	CPALL-TH	CP All Public Co. Ltd.	\$17M
Fidelity Funds SICAV - Asian Equity Fun..	Y92-SG	Thai Beverage Public Co...	\$16M
Allianz Global Investors Fund - Total Re..	CPALL-TH	CP All Public Co. Ltd.	\$16M

### Largest Changes in Fund Weight, %

Fund Name	New or C.	Change
Prusik Asia Fund	New	3.10%
BL - Equities Asia		2.73%
UBS (Lux) Key Selection SICAV ..		1.59%
BNP Paribas Funds - Asia ex-Ja..		1.61%
Allianz Global Investors Fund - E..		1.06%
T Rowe Price New Asia Fund		0.68%
Allianz Global Investors Fund - T..		0.66%
SEB Asia (ex-Japan) Fund		-0.72%
JPM Asset GIM Asian Equity Acti..		-0.76%
Baring AM (Japan) Asia Future ..		-0.88%
LO Funds - Asia High Conviction		-1.11%
Natixis Intl. Fds. (Lux) I - Natixis ..		-1.23%
JPMorgan (Taiwan) Asia Fund	Close	-1.25%
abrdn Sustainable Asian Oppart..		-1.84%

Ave Wgt Δ	Funds Invested Δ	Fund Flows, \$	Av Wgt vs AAXJ Δ	Funds O/W % Δ
0.05%	1.00%	\$38M	0.35%	7.00%



### Aggregate Stock Holdings Changes

Ticker	Stock Name	Funds Invested % Δ	Average Weight Δ	Fund Flows, \$
ITC.F-TH	i-Tail Corporation Public Comp..	2.00%	0.02%	\$16M
CRC.F-TH	Central Retail Corp. PCL(Alien ..	2.00%	0.00%	\$2M
AH.R-TH	AAPICO Hitech Public Co. Ltd. ..	2.00%	0.01%	\$1M
WHA-TH	WHA Corporation Public Comp..	1.00%	0.01%	\$3M
TOA-TH	TOA Paint (Thailand) Public Co..	1.00%	0.02%	\$14M
TLI-TH	Thai Life Insurance Public Co. L..	1.00%	0.00%	\$3M
SNNP.F-TH	Srinanaporn Marketing Public ..	1.00%	0.00%	\$0M
IVL-TH	Indorama Ventures Public Co. ..	-1.00%	0.00%	(\$1M)
CRC.R-TH	Central Retail Corporation Pub..	-1.00%	-0.01%	(\$4M)
CPALL-TH	CP All Public Co. Ltd.	-1.00%	-0.01%	(\$20M)
BDMS-TH	Bangkok Dusit Medical Service..	-1.00%	-0.02%	(\$3M)
SPALI-TH	Supalai Public Co., Ltd.	-2.00%	-0.01%	(\$1M)
LH-TH	Land & Houses Public Co., Ltd.	-2.00%	-0.01%	(\$1M)
AOT-TH	Airports of Thailand Public Co. ..	-3.00%	-0.02%	(\$24M)

### Largest Fund Flows, \$

Fund Name	New or Cl.	Flow
Hermes Invt. Funds - Asia (ex-J..		\$20M
BL - Equities Asia		\$18M
T Rowe Price New Asia Fund		\$16M
UBS (Lux) Key Selection SICAV ..		\$9M
Fidelity Funds SICAV - Asian Sp..		\$7M
Fidelity Funds SICAV - Sustaina..		\$5M
Handelsbanken Asien Tema		\$5M
abrdn Sustainable Asian Oppar..		(\$2M)
BlackRock Global Funds - Asian ..		(\$3M)
Swedbank Robur Asienfond		(\$3M)
JPMorgan Funds - Asia Growth ..	Close	(\$4M)
LO Funds - Asia High Conviction		(\$9M)
iShares Tr. - MSCI All Country A..		(\$13M)
Fidelity Invt. Funds - Asia Fund		(\$19M)

### Largest Fund Level Changes in Stock Weight, %

Fund Name	Stock Name	New ..	Change
Prusik Asia Fund	Kasikornbank Public Co. L.	New	3.10%
BL - Equities Asia	TOA Paint (Thailand) Publ..	New	2.49%
UBS (CH) Equity Fund - Emerging ..	PTT Exploration & Produc..	New	1.55%
UBS (Lux) Key Selection SICAV - A..	i-Tail Corporation Public ..	New	1.42%
BNP Paribas Funds - Asia ex-Japa..	WHA Corporation Public ..	New	1.21%
T Rowe Price New Asia Fund	Siam Cement Public Co. ..	New	1.02%
T. Rowe Price Funds SICAV - Asian ..	Siam Cement Public Co. ..	New	0.99%
Allianz Global Investors Fund - Em..	PTT Exploration & Produc..	Close	-0.74%
abrdn Sustainable Asian Oppartun..	Siam Cement Public Co. ..	Close	-0.80%
Baring AM (Japan) Asia Future Gro..	Asian Sea Corp. Public Co..		-0.80%
Baring International Umbrella Fun..	Bangkok Dusit Medical S..	Close	-1.06%
abrdn Sustainable Asian Oppartun..	Kasikornbank Public Co. L.	Close	-1.22%
JPMorgan (Taiwan) Asia Fund	Airports of Thailand Publi..	Close	-1.25%
Natixis Intl. Fds. (Lux) I - Natixis As..	CP All Public Co. Ltd.	Close	-1.37%

### Aggregate Country Holding Changes

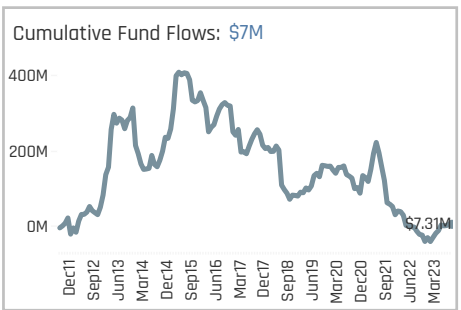
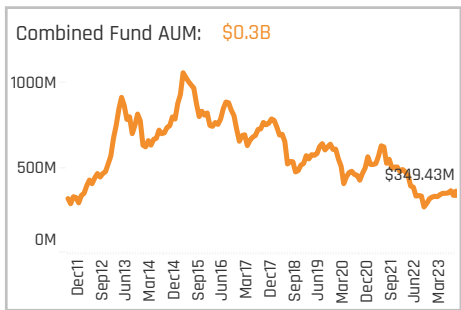
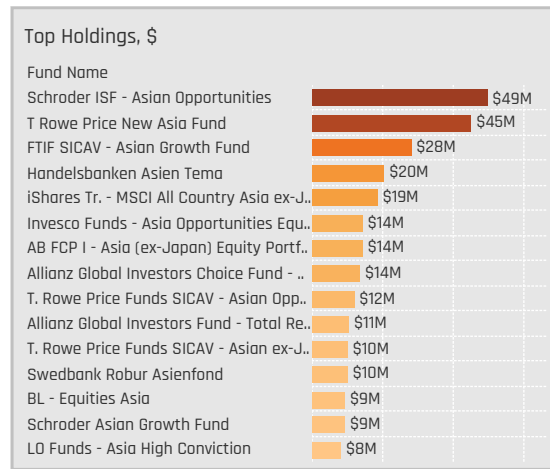
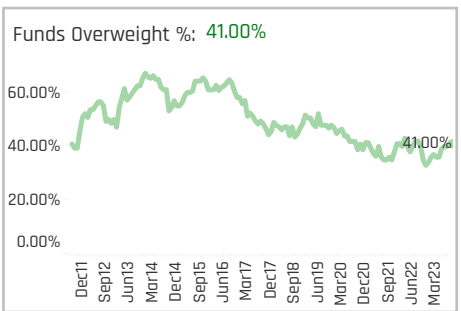
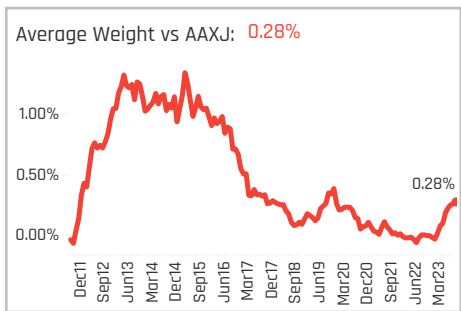
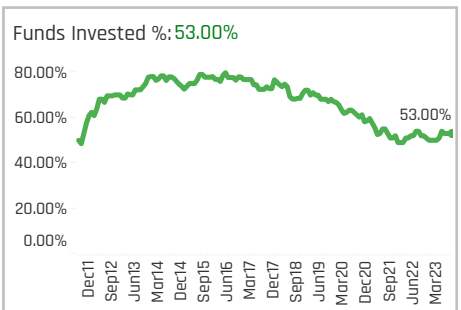
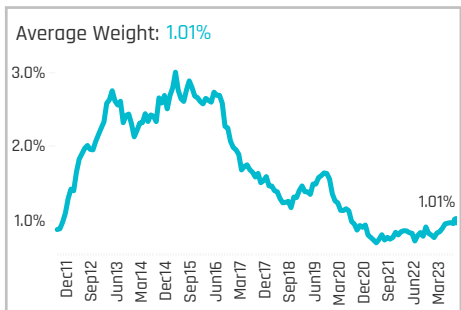
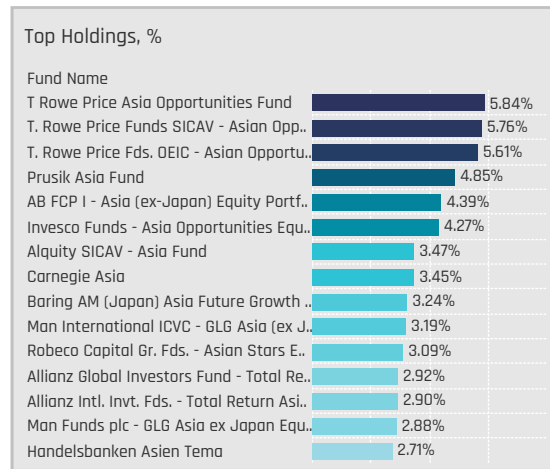
Sector	Change	Flow
Information Technology	2.00%	(\$1M)
Financials	2.00%	\$18M
Consumer Staples	1.00%	(\$1M)
Consumer Discretionary	1.00%	\$2M
Communication Services	1.00%	\$3M
Utilities	0.00%	(\$1M)
Real Estate	-1.00%	\$0M
Materials	-1.00%	\$44M
Health Care	-1.00%	(\$2M)
Energy	-1.00%	(\$1M)
Industrials	-3.00%	(\$25M)

### Largest Changes in Fund Country Weight, %

Fund Name	New o..	Sector	Change
Prusik Asia Fund	New	Financials	3.10%
BL - Equities Asia	New	Materials	2.49%
UBS (Lux) Key Selection SICAV - Asi..	New	Consumer Staples	1.42%
BNP Paribas Funds - Asia ex-Japan ..	New	Real Estate	1.21%
T Rowe Price New Asia Fund	New	Materials	1.02%
T. Rowe Price Funds SICAV - Asian e..	New	Materials	0.99%
Allianz Global Investors Fund - Emer..	New	Information Technology	0.82%
SEB Fund 2 - Asia (ex-Japan) Fund	Close	Real Estate	-0.93%
Baring AM (Japan) Asia Future Gro..		Consumer Staples	-0.95%
SEB Asia (ex-Japan) Fund	Close	Real Estate	-0.96%
Baring International Umbrella Fund ..	Close	Health Care	-1.06%
abrdn Sustainable Asian Opportunit..	Close	Financials	-1.22%
JPMorgan (Taiwan) Asia Fund	Close	Industrials	-1.25%
Natixis Intl. Fds. (Lux) I - Natixis Asia..	Close	Consumer Staples	-1.37%

### Largest Fund Level Stock Inflows/Outflows, \$

Fund Name	Stock Name	New..	Flow
T Rowe Price New Asia Fund	Siam Cement Public Co. ..	New	\$27M
Hermes Invt. Funds - Asia (ex-Japa..	Bangkok Bank Public Co..		\$16M
BL - Equities Asia	TOA Paint (Thailand) Publ..	New	\$14M
UBS (Lux) Key Selection SICAV - Asi..	i-Tail Corporation Public ..	New	\$9M
Fidelity Funds SICAV - Asian Specia..	i-Tail Corporation Public ..	New	\$7M
T. Rowe Price Funds SICAV - Asian ..	Siam Cement Public Co. ..	New	\$6M
Allianz Global Investors Fund - Tota..	CP All Public Co. Ltd.		\$4M
JPMorgan Funds - Asia Growth Fund	Airports of Thailand Publi..	Close	(\$4M)
LO Funds - Asia High Conviction	CP All Public Co. Ltd.		(\$4M)
Swedbank Robur Asienfond	Central Retail Corporatio..	Close	(\$4M)
LO Funds - Asia High Conviction	Airports of Thailand Publi..		(\$5M)
Fidelity Invt. Funds - Asia Fund	CP All Public Co. Ltd.		(\$8M)
T Rowe Price New Asia Fund	CP All Public Co. Ltd.		(\$11M)
Fidelity Invt. Funds - Asia Fund	Airports of Thailand Publi..	Close	(\$11M)

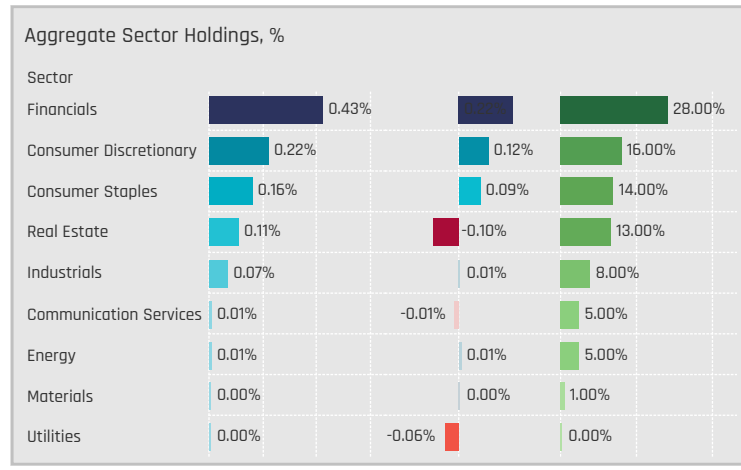


### Aggregate Stock Holdings Data, Ranked by Most Widely Held.

Ticker	Stock Name	Funds Invested %	Average Weight	Vs Benchmark	Fund AUM, \$
BDO-PH	BDO Unibank, Inc.	17.00%	0.21%	0.10%	\$44M
BPI-PH	Bank of the Philippine Islands	12.00%	0.19%	0.13%	\$55M
JFC-PH	Jollibee Foods Corp.	8.00%	0.13%	0.10%	\$19M
ALI-PH	Ayala Land Inc.	8.00%	0.07%	0.00%	\$86M
ICT-PH	International Container Termi..	7.00%	0.06%	0.00%	\$7M
URC-PH	Universal Robina Corp.	6.00%	0.09%	0.05%	\$38M
SM-PH	SM Investments Corporation	6.00%	0.06%	0.00%	\$38M
ACEN-PH	AC Energy Corp.	5.00%	0.01%	0.01%	\$11M
SEVN-PH	Philippine Seven Corporation	4.00%	0.05%	0.05%	\$6M
SMPH-PH	SM Prime Holdings, Inc.	3.00%	0.01%	-0.08%	\$7M
CNVRG-PH	Converge Information & Com..	3.00%	0.01%	0.01%	\$11M
RFM-PH	RFM Corp.	2.00%	0.00%	0.00%	\$5M
MBT-PH	Metropolitan Bank & Trust Co.	2.00%	0.02%	-0.01%	\$6M
GLO-PH	Globe Telecom Inc.	2.00%	0.00%	0.00%	\$2M
BLOOM-PH	Bloomerry Resorts Corporati..	2.00%	0.02%	0.02%	\$3M

### Top Stock Holdings, %

Fund Name	Ticker	Stock Name	Percentage
Man International ICVC - GLG Asia (ex J..	BDO-PH	BDO Unibank, Inc.	3.19%
Allianz Global Investors Fund - Total Re..	BPI-PH	Bank of the Philippine..	2.92%
Allianz Intl. Inv. Fds. - Total Return Asi..	BPI-PH	Bank of the Philippine..	2.90%
Man Funds plc - GLG Asia ex Japan Equ..	BDO-PH	BDO Unibank, Inc.	2.88%
T Rowe Price Asia Opportunities Fund	JFC-PH	Jollibee Foods Corp.	2.64%
T. Rowe Price Funds SICAV - Asian Opp..	JFC-PH	Jollibee Foods Corp.	2.61%
T. Rowe Price Fds. OEIC - Asian Opportu..	JFC-PH	Jollibee Foods Corp.	2.59%
Prusik Asia Fund	URC-PH	Universal Robina Corp.	2.53%
Robeco Capital Gr. Fds. - Sustainable A..	BPI-PH	Bank of the Philippine..	2.23%
Alquity SICAV - Asia Fund	SM-PH	SM Investments Corp..	2.21%
Invesco Funds - Asia Opportunities Equ..	BDO-PH	BDO Unibank, Inc.	2.20%
Carnegie Asia	JFC-PH	Jollibee Foods Corp.	2.03%
Robeco Capital Gr. Fds. - Asian Stars E..	BPI-PH	Bank of the Philippine..	2.03%
Natixis Intl. Fds. (Lux) I - Natixis Asia Eq..	JFC-PH	Jollibee Foods Corp.	1.98%



### Top Sector Holdings, %

Fund Name	Sector	Percentage
Invesco Funds - Asia Opportunities Equ..	Financials	3.90%
Man International ICVC - GLG Asia (ex J..	Financials	3.19%
Allianz Global Investors Fund - Total Re..	Financials	2.92%
Allianz Intl. Inv. Fds. - Total Return Asi..	Financials	2.90%
Man Funds plc - GLG Asia ex Japan Equ..	Financials	2.88%
T Rowe Price Asia Opportunities Fund	Consumer Discretionary	2.64%
T. Rowe Price Funds SICAV - Asian Opp..	Consumer Discretionary	2.61%
T. Rowe Price Fds. OEIC - Asian Opportu..	Consumer Discretionary	2.59%
Prusik Asia Fund	Consumer Staples	2.53%
AB FCP I - Asia (ex-Japan) Equity Portf..	Financials	2.32%
Prusik Asia Fund	Financials	2.32%
Robeco Capital Gr. Fds. - Sustainable A..	Financials	2.23%
Alquity SICAV - Asia Fund	Consumer Discretionary	2.21%
AB FCP I - Asia (ex-Japan) Equity Portf..	Real Estate	2.07%
Carnegie Asia	Consumer Discretionary	2.03%

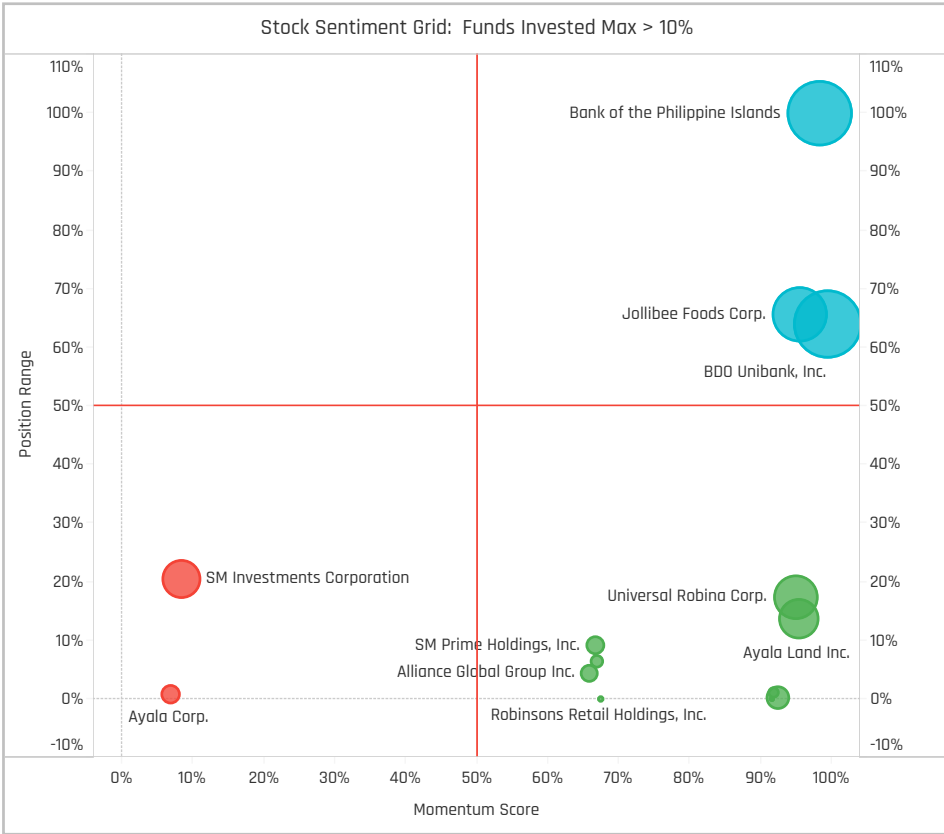
### Top Stock Holdings, \$

Fund Name	Ticker	Stock Name	Amount
Schroder ISF - Asian Opportunities	ALI-PH	Ayala Land Inc.	\$49M
FTIF SICAV - Asian Growth Fund	SM-PH	SM Investments Corpora..	\$28M
T Rowe Price New Asia Fund	URC-PH	Universal Robina Corp.	\$20M
Allianz Global Investors Choice Fund - ..	BPI-PH	Bank of the Philippine Is..	\$14M
Allianz Global Investors Fund - Total Re..	BPI-PH	Bank of the Philippine Is..	\$11M
T Rowe Price New Asia Fund	BPI-PH	Bank of the Philippine Is..	\$10M
BL - Equities Asia	URC-PH	Universal Robina Corp.	\$9M
Handelsbanken Asien Tema	ALI-PH	Ayala Land Inc.	\$8M
Fidelity Funds SICAV - Sustainable Asia..	ACEN-PH	AC Energy Corp.	\$8M
Invesco Funds - Asia Opportunities Equ..	BDO-PH	BDO Unibank, Inc.	\$7M
Value Partners High Dividend Stocks F..	BDO-PH	BDO Unibank, Inc.	\$7M
Swedbank Robur Asienfond	BDO-PH	BDO Unibank, Inc.	\$7M
BlackRock Global Funds - Asian Growth..	JFC-PH	Jollibee Foods Corp.	\$6M
C Worldwide - Asia	ALI-PH	Ayala Land Inc.	\$6M

### Largest Changes in Fund Weight, %

Fund Name	New or C..	Change
Prusik Asia Fund	New	2.04%
LO Funds - Asia High Conviction	New	1.05%
BlackRock Global Funds - Asian ..	New	1.05%
JPM Asset GIM Asian Equity Acti..	New	0.91%
T. Rowe Price Funds SICAV - Asi..		0.87%
T Rowe Price Asia Opportunities ..		0.85%
Natixis Intl. Fds. (Lux) I - Natixis ..		-0.19%
Sydinvest Fjernosten		-0.21%
Schroder Asian Growth Fund		-0.27%
Carnegie Asia		-0.29%
Robeco Capital Gr. Fds. - Asian S..		-0.34%
BL - Equities Asia		-0.84%
Nikko AM Global Umbrella Fund ..	Close	-1.25%
Baring International Umbrella F..		

Ave Wgt Δ	Funds Invested Δ	Fund Flows, \$	Av Wgt vs AAXJ Δ	Funds O/W % Δ
0.15%	3.00%	\$24M	0.20%	5.00%



### Aggregate Stock Holdings Changes

Ticker	Stock Name	Funds Invested % Δ	Average Weight Δ	Fund Flows, \$
BDO-PH	BDO Unibank, Inc.	3.00%	0.05%	\$8M
BPI-PH	Bank of the Philippine Islands	2.00%	0.05%	\$5M
URC-PH	Universal Robina Corp.	1.00%	0.02%	\$2M
JFC-PH	Jollibee Foods Corp.	1.00%	0.03%	\$6M
ALI-PH	Ayala Land Inc.	1.00%	0.02%	\$10M
X-PH	Xurpas Inc	0.00%	0.00%	
WLCOM-PH	Wilcon Depot, Inc.	0.00%	0.00%	\$0M
ABSP-PH	ABS-CBN Holdings Corporation..	0.00%	0.00%	
ABS-PH	ABS-CBN Corporation	0.00%	0.00%	
NIKL-PH	Nickel Asia Corp.	-1.00%	0.00%	(\$1M)
MWC-PH	Manila Water Co. Inc.	-1.00%	0.00%	\$0M
AC-PH	Ayala Corp.	-1.00%	0.00%	(\$2M)
SM-PH	SM Investments Corporation	-1.00%	0.00%	(\$1M)
ACEN-PH	AC Energy Corp.	-3.00%	-0.01%	\$5M

### Largest Fund Flows, \$

Fund Name	New or Cl..	Flow
LO Funds - Asia High Conviction	New	\$8M
Schroder ISF - Asian Opportunit..		\$7M
BlackRock Global Funds - Asian ..	New	\$7M
Fidelity Funds SICAV - Sustaina..		\$4M
Prusik Asia Fund	New	\$3M
JPM Asset GIM Asian Equity Ac..	New	\$3M
Allianz Global Investors Fund - ..		\$2M
abrdrn Sustainable Asian Oppor..		\$0M
Schroder Asian Growth Fund		(\$1M)
Sydinvest Fjernosten		(\$2M)
AB FCP I - Asia (ex-Japan) Equi..		(\$2M)
Baring International Umbrella F..		(\$2M)
Handelsbanken Asien Tema		(\$2M)
iShares Tr. - MSCI All Country A..		(\$5M)

### Largest Fund Level Changes in Stock Weight, %

Fund Name	Stock Name	New ..	Change
Prusik Asia Fund	Universal Robina Corp.	New	2.53%
Prusik Asia Fund	Bank of the Philippine Isl..	New	2.32%
LO Funds - Asia High Conviction	BDO Unibank, Inc.	New	1.17%
BlackRock Global Funds - Asian Gr..	Jollibee Foods Corp.	New	1.05%
LO Funds - Asia High Conviction	Ayala Land Inc.	New	0.87%
GS Funds - Asia Equity Portfolio	Monde Nissin Corp.		0.76%
AB FCP I - Asia (ex-Japan) Equity ..	Ayala Land Inc.		0.73%
Carnegie Asia	Universal Robina Corp.		-0.31%
BL - Equities Asia	Universal Robina Corp.		-0.33%
Sydinvest Fjernosten	Bloomberry Resorts Corp..		-0.34%
AB FCP I - Asia (ex-Japan) Equity ..	Ayala Corp.	Close	-0.42%
Baring International Umbrella Fun..	SM Investments Corpora..	Close	-0.52%
Nikko AM Global Umbrella Fund - A..	AC Energy Corp.	Close	-0.84%
Baring International Umbrella Fun..	International Container T..	Close	-1.01%

### Aggregate Country Holding Changes

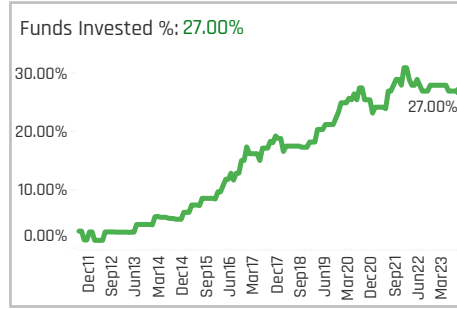
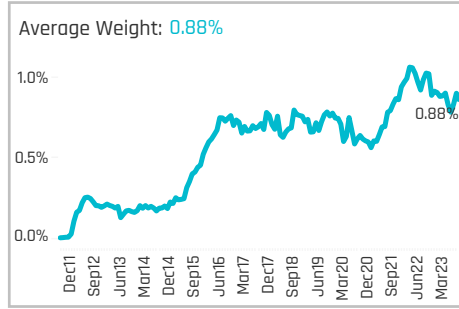
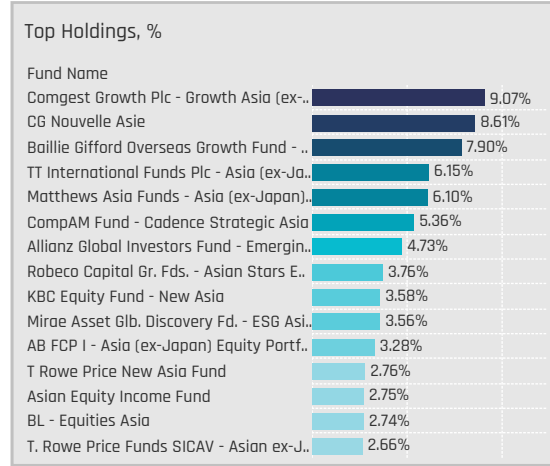
Sector	Change	Flow
Financials	3.00%	\$13M
Real Estate	1.00%	\$7M
Consumer Staples	1.00%	\$2M
Consumer Discretionary	1.00%	\$4M
Multi	0.00%	
Information Technology	0.00%	
Industrials	0.00%	(\$3M)
Communication Services	0.00%	(\$4M)
Utilities	-1.00%	\$0M
Materials	-1.00%	(\$1M)
Energy	-3.00%	\$5M

### Largest Changes in Fund Country Weight, %

Fund Name	New o..	Sector	Change
Prusik Asia Fund	New	Consumer Staples	2.53%
Prusik Asia Fund	New	Financials	2.32%
LO Funds - Asia High Conviction	New	Financials	1.17%
BlackRock Global Funds - Asian Gr..	New	Consumer Discretionary	1.05%
JPM Asset GIM Asian Equity Active ..	New	Financials	1.05%
LO Funds - Asia High Conviction	New	Real Estate	0.87%
GS Funds - Asia Equity Portfolio		Consumer Staples	0.75%
Sydinvest Fjernosten	Close	Materials	-0.26%
Sydinvest Fjernosten		Industrials	-0.27%
Carnegie Asia		Consumer Staples	-0.31%
Sydinvest Fjernosten		Consumer Discretionary	-0.34%
BL - Equities Asia		Consumer Staples	-0.34%
Nikko AM Global Umbrella Fund - Asi..	Close	Energy	-0.84%
Baring International Umbrella Fund ..	Close	Industrials	-1.01%

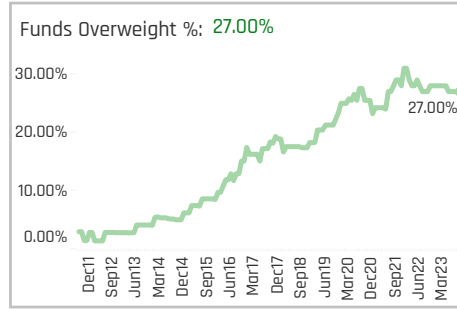
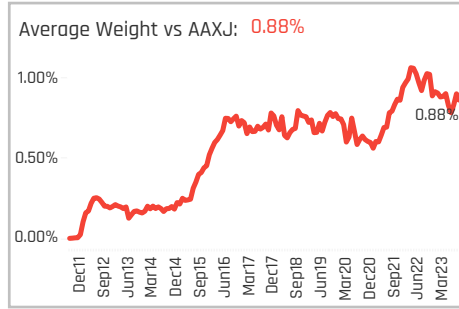
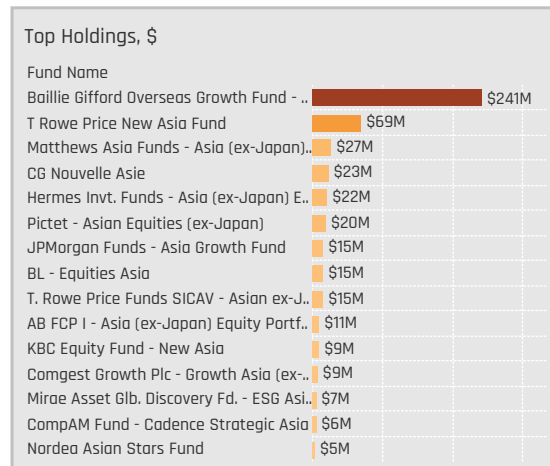
### Largest Fund Level Stock Inflows/Outflows, \$

Fund Name	Stock Name	New..	Flow
Schroder ISF - Asian Opportunities	Ayala Land Inc.		\$7M
BlackRock Global Funds - Asian Gr..	Jollibee Foods Corp.	New	\$7M
LO Funds - Asia High Conviction	BDO Unibank, Inc.	New	\$5M
Fidelity Funds SICAV - Sustainable ..	AC Energy Corp.		\$4M
LO Funds - Asia High Conviction	Ayala Land Inc.	New	\$3M
Prusik Asia Fund	Universal Robina Corp.	New	\$2M
Allianz Global Investors Fund - Tota..	Bank of the Philippine Isl..		\$2M
Sydinvest Fjernosten	International Container T..		(\$1M)
Sydinvest Fjernosten	Bloomberry Resorts Corp..		(\$1M)
Baring International Umbrella Fund..	International Container T..	Close	(\$1M)
Schroder Asian Growth Fund	Converge Information & ..		(\$1M)
AB FCP I - Asia (ex-Japan) Equity P..	Ayala Corp.	Close	(\$2M)
AB FCP I - Asia (ex-Japan) Equity P..	Bank of the Philippine Isl..		(\$2M)
Handelsbanken Asien Tema	Globe Telecom Inc.		(\$2M)



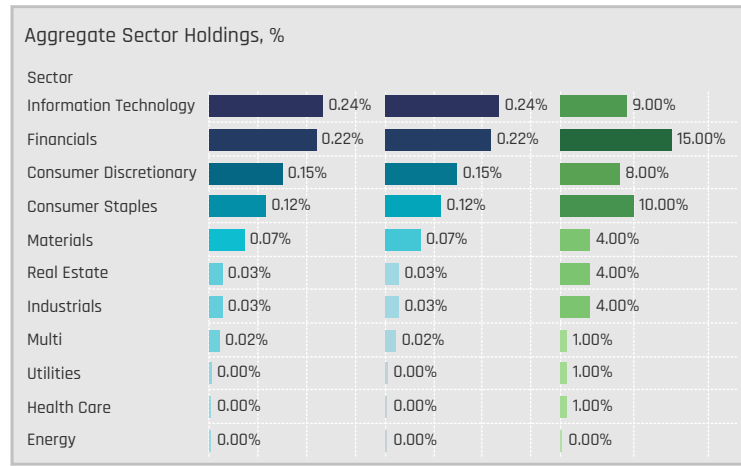
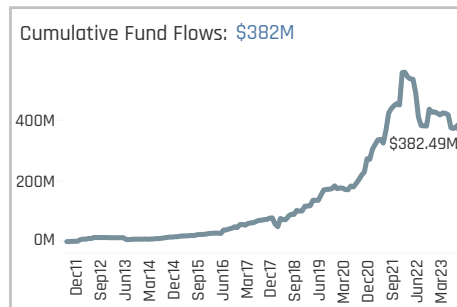
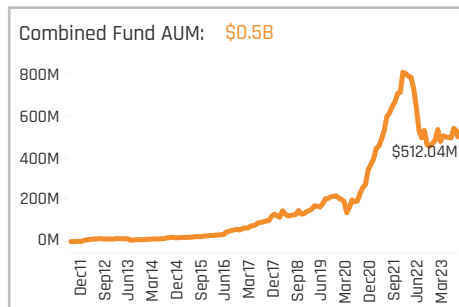
### Aggregate Stock Holdings Data, Ranked by Most Widely Held.

Ticker	Stock Name	Funds Invested %	Average Weight	Vs Benchmark	Fund AUM, \$
FPT-VN	FPT Corp.	9.00%	0.24%	0.24%	\$41M
VNM-VN	Vietnam Dairy Products Corp.	7.00%	0.10%	0.10%	\$44M
VCB-VN	Joint Stock Commercial Bank ..	6.00%	0.06%	0.06%	\$59M
TCB-VN	Vietnam Technological & Com..	6.00%	0.04%	0.04%	\$12M
MWG-VN	Mobile World Investment Corp	6.00%	0.13%	0.13%	\$25M
MBB-VN	Military Commercial Joint Sta..	5.00%	0.05%	0.05%	\$42M
HPG-VN	Hoa Phat Group JSC	4.00%	0.07%	0.07%	\$93M
VHM-VN	Vinhomes JSC	3.00%	0.02%	0.02%	\$7M
SAB-VN	Saigon Beer Alcohol Beverage..	2.00%	0.01%	0.01%	\$1M
MSN-VN	Masan Group Corporation	2.00%	0.01%	0.01%	\$6M
HDB-VN	Ho Chi Minh City Developmen..	2.00%	0.02%	0.02%	\$49M
GMD-VN	GEMADEPT Corp.	2.00%	0.02%	0.02%	\$2M
ACB-VN	Asia Commercial Joint Stock ..	2.00%	0.04%	0.04%	\$12M
VSH-VN	Vinh Son-Song Hinh Hydropo..	1.00%	0.00%	0.00%	\$0M
VRE-VN	Vincam Retail JSC	1.00%	0.00%	0.00%	\$0M



### Top Stock Holdings, %

Fund Name	Ticker	Stock Name	Weight
CompAM Fund - Cadence Strategic Asia	FPT-VN	FPT Corp.	5.36%
Comgest Growth Plc - Growth Asia (ex-..)	MWG-VN	Mobile World Investm..	4.43%
CG Nouvelle Asie	MWG-VN	Mobile World Investm..	4.20%
Allianz Global Investors Fund - Emergen..	MWG-VN	Mobile World Investm..	4.07%
Robeco Capital Gr. Fds. - Asian Stars E..	FPT-VN	FPT Corp.	3.76%
Matthews Asia Funds - Asia (ex-Japan)..	FPT-VN	FPT Corp.	3.45%
Comgest Growth Plc - Growth Asia (ex-..)	FPT-VN	FPT Corp.	3.07%
CG Nouvelle Asie	FPT-VN	FPT Corp.	2.83%
Asian Equity Income Fund	VNM-VN	Vietnam Dairy Product..	2.75%
BL - Equities Asia	VNM-VN	Vietnam Dairy Product..	2.74%
Matthews Asia Funds - Asia (ex-Japan)..	ACB-VN	Asia Commercial Joint..	2.65%
Mirae Asset Glb. Discovery Fd. - ESG Asi..	HPG-VN	Hoa Phat Group JSC	2.39%
Baillie Gifford Overseas Growth Fund - ..	VEIL-GB	Vietnam Enterprise In..	2.19%
Pictet - Asian Equities (ex-Japan)	VCB-VN	Joint Stock Commerci..	1.99%
AB FCP I - Asia (ex-Japan) Equity Partf..	FPT-VN	FPT Corp.	1.87%



### Top Sector Holdings, %

Fund Name	Sector	Weight
CompAM Fund - Cadence Strategic Asia	Information Technology	5.36%
Comgest Growth Plc - Growth Asia (ex-..)	Consumer Discretionary	4.43%
CG Nouvelle Asie	Consumer Discretionary	4.20%
Allianz Global Investors Fund - Emergen..	Consumer Discretionary	4.07%
Robeco Capital Gr. Fds. - Asian Stars E..	Information Technology	3.76%
Baillie Gifford Overseas Growth Fund - ..	Financials	3.59%
Matthews Asia Funds - Asia (ex-Japan)..	Information Technology	3.45%
Comgest Growth Plc - Growth Asia (ex-..)	Information Technology	3.07%
CG Nouvelle Asie	Information Technology	2.83%
TT International Funds Plc - Asia (ex-Ja..)	Financials	2.75%
Asian Equity Income Fund	Consumer Staples	2.75%
BL - Equities Asia	Consumer Staples	2.74%
Matthews Asia Funds - Asia (ex-Japan)..	Financials	2.65%
Mirae Asset Glb. Discovery Fd. - ESG Asi..	Materials	2.39%
Baillie Gifford Overseas Growth Fund - ..	Multi	2.19%

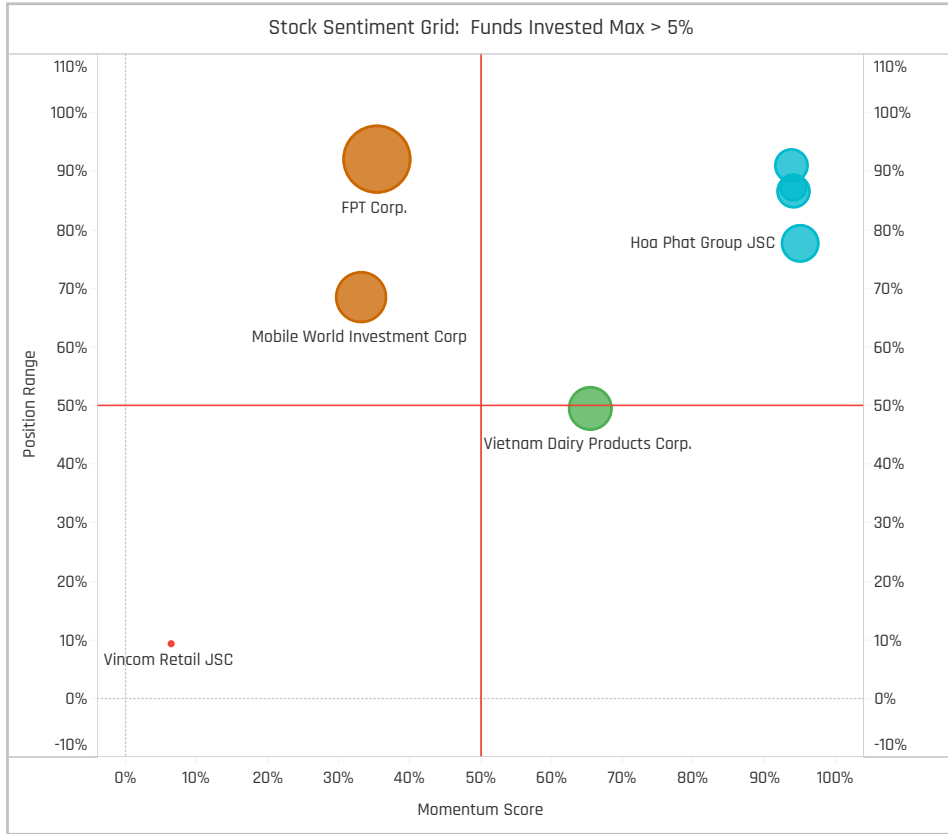
### Top Stock Holdings, \$

Fund Name	Ticker	Stock Name	Amount
Baillie Gifford Overseas Growth Fund - ..	VEIL-GB	Vietnam Enterprise Inve..	\$67M
Baillie Gifford Overseas Growth Fund - ..	HDB-VN	Ho Chi Minh City Develo..	\$49M
T Rowe Price New Asia Fund	HPG-VN	Hoa Phat Group JSC	\$44M
Baillie Gifford Overseas Growth Fund - ..	HPG-VN	Hoa Phat Group JSC	\$35M
Baillie Gifford Overseas Growth Fund - ..	MBB-VN	Military Commercial Joi..	\$33M
Hermes Invt. Funds - Asia (ex-Japan) E..	VNM-VN	Vietnam Dairy Products ..	\$22M
Pictet - Asian Equities (ex-Japan)	VCB-VN	Joint Stock Commercial ..	\$20M
T Rowe Price New Asia Fund	VCB-VN	Joint Stock Commercial ..	\$19M
BL - Equities Asia	VNM-VN	Vietnam Dairy Products ..	\$15M
Matthews Asia Funds - Asia (ex-Japan)..	FPT-VN	FPT Corp.	\$15M
Baillie Gifford Overseas Growth Fund - ..	VCB-VN	Joint Stock Commercial ..	\$15M
Baillie Gifford Overseas Growth Fund - ..	VGC-VN	Viglacera Corp.	\$13M
Baillie Gifford Overseas Growth Fund - ..	VPB-VN	Vietnam Prosperity Join..	\$13M
Baillie Gifford Overseas Growth Fund - ..	VHC-VN	Vinh Hoan Corp	\$13M
Matthews Asia Funds - Asia (ex-Japan)..	ACB-VN	Asia Commercial Joint S..	\$12M

### Largest Changes in Fund Weight, %

Fund Name	New or C..	Change
Comgest Growth Plc - Growth A..		3.54%
CG Nouvelle Asie		3.09%
CompAM Fund - Cadence Strate..		1.69%
TT International Funds Plc - Asia..		1.48%
Allianz Global Investors Fund - E..		1.46%
Mirae Asset Glob. Discovery Fd. - ..		0.94%
T Rowe Price New Asia Fund		0.89%
BL - Equities Asia		-0.01%
Asian Equity Income Fund		-0.08%
Baring AM (Japan) Asia Future ..		-0.14%
AB FCP I - Asia (ex-Japan) Equit..		-0.24%
Hermes Invt. Funds - Asia (ex-Ja..		-0.26%
Matthews Asia Funds - Asia (ex-..		-5.84%
Prusik Asia Fund	Close	-10.97%

Ave Wgt Δ	Funds Invested Δ	Fund Flows, \$	Av Wgt vs AAXJ Δ	Funds O/W % Δ
-0.01%	-1.00%	(\$46M)	-0.01%	-1.00%



### Aggregate Stock Holdings Changes

Ticker	Stock Name	Funds Invested % Δ	Average Weight Δ	Fund Flows, \$
GMD-VN	GEMADEPT Corp.	1.00%	0.00%	\$1M
YEG-VN	Yeah1 Group Corp.	0.00%	0.00%	
VSH-VN	Vinh Son-Song Hinh Hydropow..	0.00%	0.00%	\$0M
VPI-VN	Van Phu - Invest Investment J..	0.00%	0.00%	
VDF-GB	VinaCapital Vietnam Opportuni..	0.00%	0.00%	
VNM-VN	Vietnam Dairy Products Corp.	0.00%	0.00%	(\$7M)
VNM-US	VanEck Vietnam ETF	0.00%	0.00%	
VIC-VN	Vingroup Joint Stock Company	-1.00%	0.00%	(\$1M)
STK-VN	Century Synthetic Fiber Corp.	-1.00%	0.00%	\$0M
NLG-VN	Nam Long Investment Corp.	-1.00%	-0.01%	(\$10M)
KDC-VN	KIDO Group Corporation	-1.00%	-0.01%	(\$5M)
FPT-VN	FPT Corp.	-1.00%	0.06%	(\$2M)
PNJ-VN	Phu Nhuan Jewelry JSC	-2.00%	-0.06%	(\$13M)
MWG-VN	Mobile World Investment Corp	-2.00%	0.01%	(\$10M)

### Largest Fund Flows, \$

Fund Name	New or Cl..	Flow
Baillie Giffard Overseas Growth ..		\$10M
JPMorgan Funds - Asia Growth ..		\$4M
T Rowe Price New Asia Fund		\$3M
CG Nouvelle Asie		\$3M
T. Rowe Price Funds SICAV - Asi..		\$1M
Comgest Growth Plc - Growth A..		\$1M
TT International Funds Plc - Asi..		\$0M
Allianz Global Investors Fund - ..		\$0M
Robeco Capital Gr. Fds. - Asian ..		\$0M
Pictet - Asian Equities (ex-Japa..		(\$5M)
AB FCP I - Asia (ex-Japan) Equi..		(\$6M)
Hermes Invt. Funds - Asia (ex-J..		(\$7M)
Prusik Asia Fund	Close	(\$13M)
Matthews Asia Funds - Asia (ex-..		(\$39M)

### Largest Fund Level Changes in Stock Weight, %

Fund Name	Stock Name	New ..	Change
Comgest Growth Plc - Growth Asia..	Mobile World Investment..		2.47%
CG Nouvelle Asie	Mobile World Investment..		2.26%
CompAM Fund - Cadence Strategi..	FPT Corp.		1.69%
Allianz Global Investors Fund - Em..	Mobile World Investment..		1.31%
TT International Funds Plc - Asia (e..	FPT Corp.		1.28%
Comgest Growth Plc - Growth Asia..	FPT Corp.		1.01%
Matthews Asia Funds - Asia (ex-Ja..	FPT Corp.		0.98%
Matthews Asia Funds - Asia (ex-Ja..	Mobile World Investment..	Close	-1.31%
Matthews Asia Funds - Asia (ex-Ja..	Nam Long Investment Co..	Close	-1.63%
Matthews Asia Funds - Asia (ex-Ja..	Phu Nhuan Jewelry JSC	Close	-1.70%
Prusik Asia Fund	FPT Corp.	Close	-1.94%
Prusik Asia Fund	Mobile World Investment..	Close	-2.83%
Prusik Asia Fund	Masan Group Corporation	Close	-2.91%
Prusik Asia Fund	Phu Nhuan Jewelry JSC	Close	-4.29%

### Aggregate Country Holding Changes

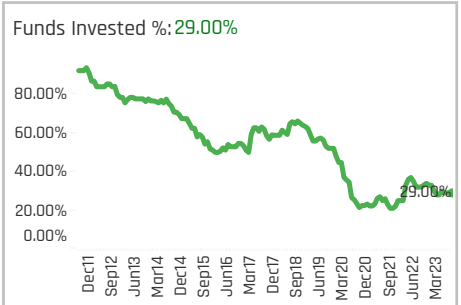
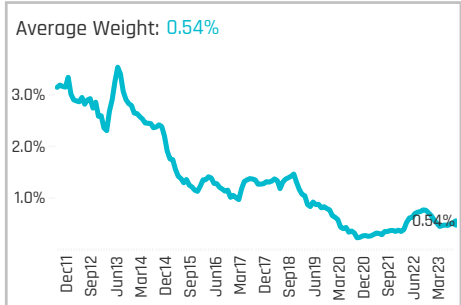
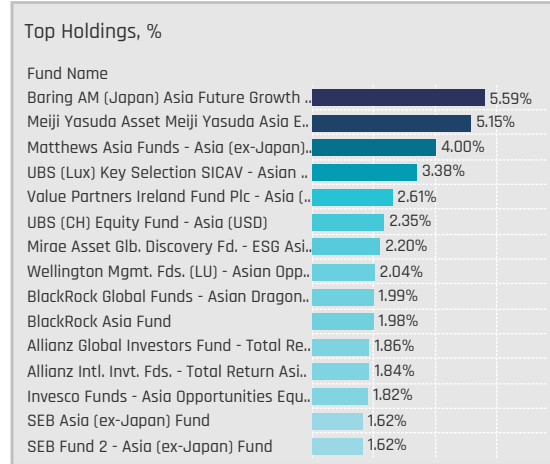
Sector	Change	Flow
Industrials	1.00%	\$2M
Utilities	0.00%	\$0M
Multi	0.00%	\$3M
Materials	0.00%	\$6M
Health Care	0.00%	\$0M
Financials	0.00%	(\$4M)
Energy	0.00%	\$0M
Real Estate	-1.00%	(\$13M)
Information Technology	-1.00%	(\$2M)
Consumer Staples	-2.00%	(\$15M)
Consumer Discretionary	-3.00%	(\$23M)

### Largest Changes in Fund Country Weight, %

Fund Name	New o..	Sector	Change
Comgest Growth Plc - Growth Asia (..		Consumer Discretionary	2.47%
CG Nouvelle Asie		Consumer Discretionary	2.26%
CompAM Fund - Cadence Strategic ..		Information Technology	1.69%
Allianz Global Investors Fund - Emer..		Consumer Discretionary	1.31%
TT International Funds Plc - Asia (ex..		Information Technology	1.28%
Comgest Growth Plc - Growth Asia (..		Information Technology	1.01%
Matthews Asia Funds - Asia (ex-Jap..		Information Technology	0.98%
Matthews Asia Funds - Asia (ex-Jap..	Close	Consumer Staples	-1.04%
Matthews Asia Funds - Asia (ex-Jap..		Financials	-1.06%
Matthews Asia Funds - Asia (ex-Jap..	Close	Real Estate	-1.63%
Prusik Asia Fund	Close	Information Technology	-1.94%
Prusik Asia Fund	Close	Consumer Staples	-2.91%
Matthews Asia Funds - Asia (ex-Jap..	Close	Consumer Discretionary	-3.08%
Prusik Asia Fund	Close	Consumer Discretionary	-7.12%

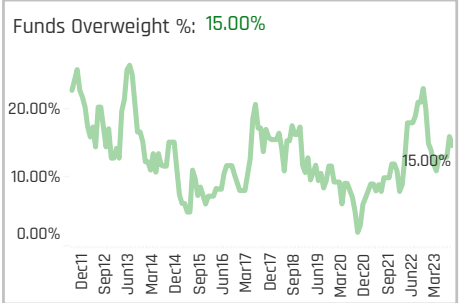
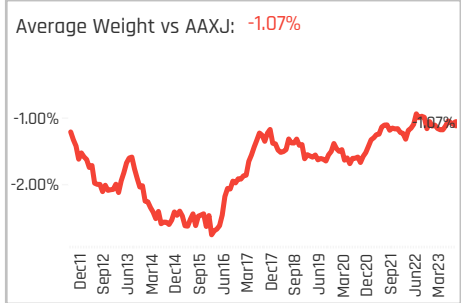
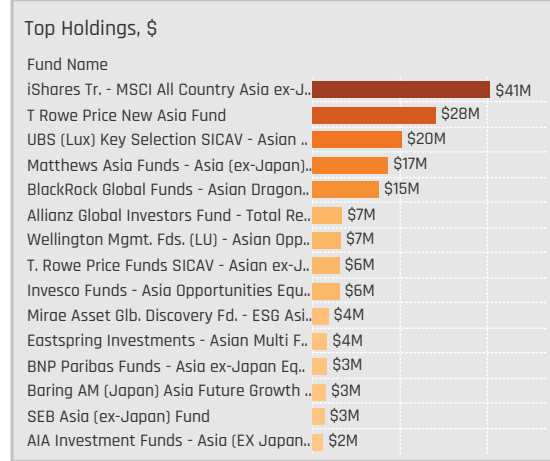
### Largest Fund Level Stock Inflows/Outflows, \$

Fund Name	Stock Name	New..	Flow
JPMorgan Funds - Asia Growth Fund	Vietnam Technological & ..		\$4M
Baillie Gifford Overseas Growth Fun..	Vietnam Enterprise Inves..		\$3M
T Rowe Price New Asia Fund	Hoa Phat Group JSC		\$3M
CG Nouvelle Asie	Mobile World Investment..		\$3M
Baillie Gifford Overseas Growth Fun..	Ho Chi Minh City Develop..		\$2M
Baillie Gifford Overseas Growth Fun..	Hoa Phat Group JSC		\$2M
T. Rowe Price Funds SICAV - Asian ..	Hoa Phat Group JSC		\$1M
Prusik Asia Fund	Phu Nhuan Jewelry JSC	Close	(\$5M)
Matthews Asia Funds - Asia (ex-Ja..	KIDO Group Corporation	Close	(\$5M)
Matthews Asia Funds - Asia (ex-Ja..	Vietnam Prosperity Joint..	Close	(\$6M)
Hermes Invt. Funds - Asia (ex-Japa..	Vietnam Dairy Products C..		(\$7M)
Matthews Asia Funds - Asia (ex-Ja..	Mobile World Investment..	Close	(\$7M)
Matthews Asia Funds - Asia (ex-Ja..	Phu Nhuan Jewelry JSC	Close	(\$8M)
Matthews Asia Funds - Asia (ex-Ja..	Nam Long Investment Co..	Close	(\$10M)



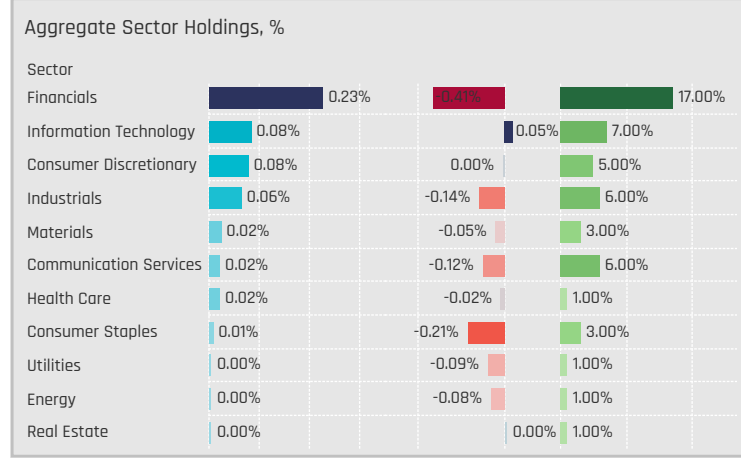
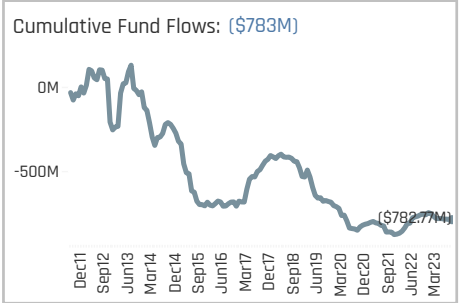
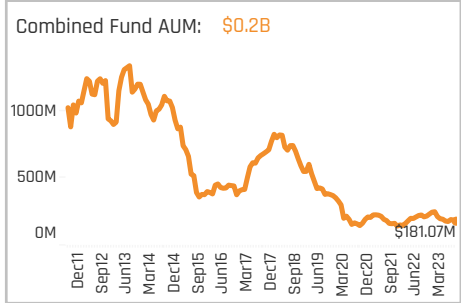
### Aggregate Stock Holdings Data, Ranked by Most Widely Held.

Ticker	Stock Name	Funds Invested %	Average Weight	Vs Benchmark	Fund AUM, \$
1023-MY	CIMB Group Holdings Bhd	10.00%	0.12%	-0.01%	\$53M
1155-MY	Malayan Banking Bhd.	6.00%	0.06%	-0.11%	\$21M
1295-MY	Public Bank Bhd	4.00%	0.03%	-0.19%	\$16M
8869-MY	Press Metal Aluminium Holdin..	3.00%	0.04%	-0.03%	\$6M
5183-MY	PETRONAS Chemicals Group B..	3.00%	0.02%	-0.05%	\$4M
0128-MY	Frontken Corp. Bhd.	3.00%	0.05%	0.05%	\$11M
6947-MY	DiGi.Com Bhd	2.00%	0.01%	-0.05%	\$2M
5819-MY	Hong Leong Bank Bhd.	2.00%	0.01%	-0.03%	\$5M
5031-MY	TIME dotCom Bhd.	2.00%	0.01%	0.01%	\$1M
4863-MY	Telekom Malaysia Bhd.	2.00%	0.01%	-0.02%	\$2M
3182-MY	Genting Bhd.	2.00%	0.04%	0.00%	\$8M
0166-MY	Inari Amertron Berhad	2.00%	0.01%	-0.03%	\$1M
0128WB-MY	Frontken Corporation Bhd Wa..	2.00%	0.00%	0.00%	\$0M
7277-MY	Dialog Group Bhd.	1.00%	0.00%	-0.03%	\$1M
7153-MY	Kossan Rubber Industries Bhd.	1.00%	0.01%	0.01%	\$1M



### Top Stock Holdings, %

Fund Name	Ticker	Stock Name	Weight
Meiji Yasuda Asset Meiji Yasuda Asia E..	0128-MY	Frontken Corp. Bhd.	2.64%
UBS (CH) Equity Fund - Asia (USD)	1023-MY	CIMB Group Holdings ..	2.35%
Matthews Asia Funds - Asia (ex-Japan)..	1023-MY	Frontken Corp. Bhd.	2.20%
Mirae Asset Glb. Discovery Fd. - ESG Asi..	5225-MY	IHH Healthcare Bhd.	2.20%
Wellington Mgmt. Fds. (LU) - Asian Opp..	1155-MY	Malayan Banking Bhd.	2.04%
Baring AM (Japan) Asia Future Growth ..	5183-MY	PETRONAS Chemicals ..	2.02%
Baring AM (Japan) Asia Future Growth ..	0097-MY	Vitrox Corp. Bhd.	1.87%
Allianz Global Investors Fund - Total Re..	3182-MY	Genting Bhd.	1.86%
Allianz Intl. Invnt. Fds. - Total Return Asi..	3182-MY	Genting Bhd.	1.84%
Matthews Asia Funds - Asia (ex-Japan)..	5296-MY	MR. D.I.Y. Group (M) Bh..	1.80%
Baring AM (Japan) Asia Future Growth ..	8869-MY	Press Metal Aluminii..	1.70%
AIA Investment Funds - Asia (EX Japan..	1023-MY	CIMB Group Holdings ..	1.35%
UBS (Lux) Key Selection SICAV - Asian ..	1023-MY	CIMB Group Holdings ..	1.33%
Value Partners Ireland Fund Plc - Asia (..	4715-MY	Genting Malaysia Bhd.	1.32%
Meiji Yasuda Asset Meiji Yasuda Asia E..	7153-MY	Kossan Rubber Indust..	1.30%



### Top Sector Holdings, %

Fund Name	Sector	Weight
Meiji Yasuda Asset Meiji Yasuda Asia E..	Information Technology	2.64%
Meiji Yasuda Asset Meiji Yasuda Asia E..	Industrials	2.51%
UBS (CH) Equity Fund - Asia (USD)	Financials	2.35%
Matthews Asia Funds - Asia (ex-Japan)..	Information Technology	2.20%
Mirae Asset Glb. Discovery Fd. - ESG Asi..	Health Care	2.20%
Wellington Mgmt. Fds. (LU) - Asian Opp..	Financials	2.04%
UBS (Lux) Key Selection SICAV - Asian ..	Financials	2.03%
Baring AM (Japan) Asia Future Growth ..	Materials	2.02%
BlackRock Global Funds - Asian Dragon..	Financials	1.99%
BlackRock Asia Fund	Financials	1.98%
Baring AM (Japan) Asia Future Growth ..	Information Technology	1.87%
Allianz Global Investors Fund - Total Re..	Consumer Discretionary	1.86%
Allianz Intl. Invnt. Fds. - Total Return Asi..	Consumer Discretionary	1.84%
Invesco Funds - Asia Opportunities Equ..	Financials	1.82%
Matthews Asia Funds - Asia (ex-Japan)..	Consumer Discretionary	1.80%

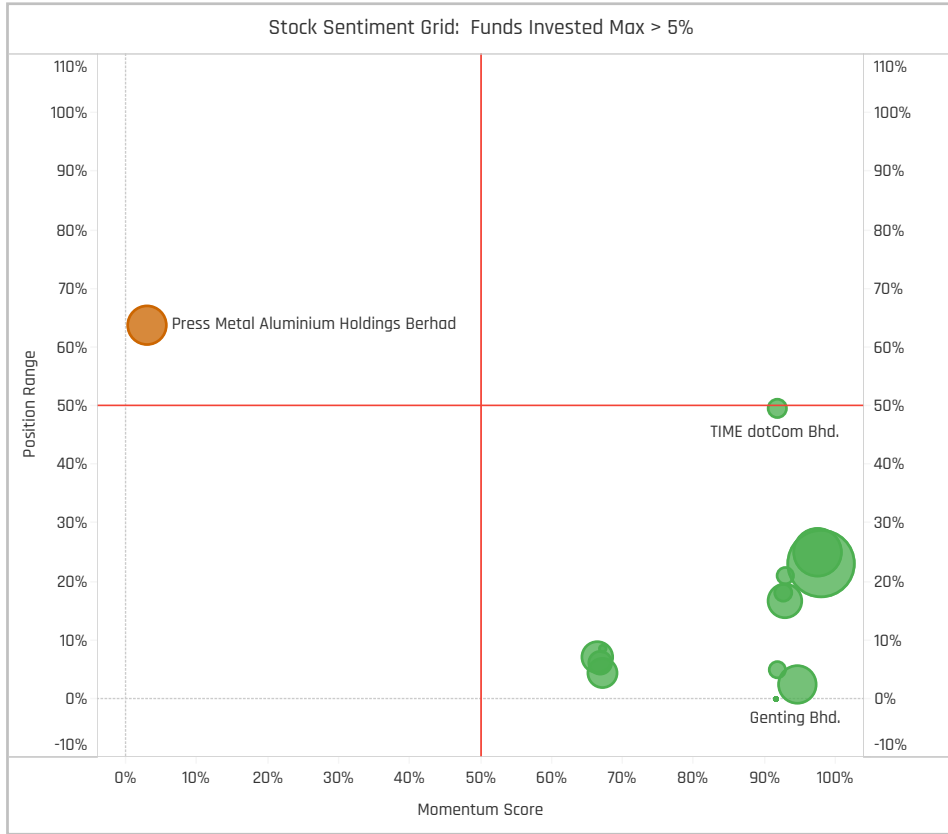
### Top Stock Holdings, \$

Fund Name	Ticker	Stock Name	Value
T Rowe Price New Asia Fund	1023-MY	CIMB Group Holdings Bhd	\$28M
Matthews Asia Funds - Asia (ex-Japan)..	0128-MY	Frontken Corp. Bhd.	\$10M
BlackRock Global Funds - Asian Dragon..	1155-MY	Malayan Banking Bhd.	\$8M
UBS (Lux) Key Selection SICAV - Asian ..	1023-MY	CIMB Group Holdings Bhd	\$8M
Matthews Asia Funds - Asia (ex-Japan)..	5296-MY	MR. D.I.Y. Group (M) Bhd.	\$8M
BlackRock Global Funds - Asian Dragon..	1295-MY	Public Bank Bhd	\$7M
Allianz Global Investors Fund - Total Re..	3182-MY	Genting Bhd.	\$7M
Wellington Mgmt. Fds. (LU) - Asian Opp..	1155-MY	Malayan Banking Bhd.	\$7M
T. Rowe Price Funds SICAV - Asian ex-J..	1023-MY	CIMB Group Holdings Bhd	\$6M
iShares Tr. - MSCI All Country Asia ex-J..	1295-MY	Public Bank Bhd	\$6M
iShares Tr. - MSCI All Country Asia ex-J..	1155-MY	Malayan Banking Bhd.	\$4M
UBS (Lux) Key Selection SICAV - Asian ..	5301-MY	CTOS Digital Bhd	\$4M
Mirae Asset Glb. Discovery Fd. - ESG Asi..	5225-MY	IHH Healthcare Bhd.	\$4M
Invesco Funds - Asia Opportunities Equ..	5819-MY	Hong Leong Bank Bhd.	\$3M
BNP Paribas Funds - Asia ex-Japan Eq..	8869-MY	Press Metal Aluminium ..	\$3M

### Largest Changes in Fund Weight, %

Fund Name	New or C..	Change
UBS (CH) Equity Fund - Asia (US..	New	1.25%
UBS (CH) Equity Fund - Emergin..	New	0.83%
Matthews Asia Funds - Asia (ex-..		0.81%
SEB Asia (ex-Japan) Fund		0.78%
SEB Fund 2 - Asia (ex-Japan) Fu..		0.70%
Allianz Global Investors Fund - T..		0.69%
Allianz Intl. Inv. Fds. - Total Ret..		-0.03%
iShares Tr. - MSCI All Country As..		-0.06%
TT International Funds Plc - Asia..		-0.13%
Baring International Umbrella F..		-0.22%
UBS (Lux) Key Selection SICAV -..		-0.25%
Value Partners High Dividend St..	Close	-0.34%
Sydivest Fjernosten		-1.33%

Ave Wgt Δ	Funds Invested Δ	Fund Flows, \$	Av Wgt vs AAXJ Δ	Funds O/W % Δ
0.07%	1.00%	(\$7M)	0.09%	4.00%



### Aggregate Stock Holdings Changes

Ticker	Stock Name	Funds Invested % Δ	Average Weight Δ	Fund Flows, \$
1155-MY	Malayan Banking Bhd.	2.00%	0.01%	\$1M
1023-MY	CIMB Group Holdings Bhd	1.00%	0.04%	(\$2M)
5183-MY	PETRONAS Chemicals Group B..	1.00%	0.00%	(\$3M)
0128-MY	Frontken Corp. Bhd.	1.00%	0.01%	\$1M
XGSLW5.W-MY	IJM Land Bhd Warrants 2008-1..	0.00%	0.00%	
EWM-US	iShares MSCI Malaysia ETF	0.00%	0.00%	
E28-SG	Frencken Group Limited	0.00%	0.00%	
0104-MY	Genetec Technology Bhd.	0.00%	0.00%	\$0M
0099-MY	Scicom (MSC) Bhd.	0.00%	0.00%	
0097-MY	Vitrox Corp. Bhd.	0.00%	0.00%	\$0M
0058-MY	JcbNext Bhd.	0.00%	0.00%	
5301-MY	CTOS Digital Bhd	-1.00%	0.00%	\$0M
5210-MY	Bumi Armada Bhd.	-1.00%	0.00%	\$0M
8869-MY	Press Metal Aluminium Holdin..	-3.00%	-0.01%	(\$5M)

### Largest Fund Flows, \$

Fund Name	New or Cl..	Flow
Allianz Global Investors Fund - ..		\$4M
Matthews Asia Funds - Asia (ex..		\$3M
UBS (CH) Equity Fund - Asia (U..	New	\$1M
SEB Asia (ex-Japan) Fund		\$1M
UBS (CH) Equity Fund - Emergin..	New	\$1M
SEB Fund 2 - Asia (ex-Japan) F..		\$1M
Allianz Intl. Inv. Fds. - Total Ret..		\$0M
AIA Investment Funds - Asia (E..		\$0M
BlackRock Asia Fund		\$0M
Baring International Umbrella F..		\$0M
Sydivest Fjernosten		(\$1M)
Value Partners High Dividend S..	Close	(\$4M)
iShares Tr. - MSCI All Country A..		(\$7M)
BNP Paribas Funds - Asia ex-Ja..		(\$7M)

### Largest Fund Level Changes in Stock Weight, %

Fund Name	Stock Name	New ..	Change
UBS (CH) Equity Fund - Asia (USD)	CIMB Group Holdings Bhd	New	2.35%
UBS (CH) Equity Fund - Emerging ..	CIMB Group Holdings Bhd	New	1.25%
Allianz Global Investors Fund - Tot..	Genting Bhd.		0.70%
Allianz Intl. Inv. Fds. - Total Retur..	Genting Bhd.		0.69%
Matthews Asia Funds - Asia (ex-Ja..	MR. D.I.Y. Group (M) Bhd.		0.67%
Baring International Umbrella Fun..	Frontken Corp. Bhd.	New	0.58%
SEB Asia (ex-Japan) Fund	Malayan Banking Bhd.	New	0.53%
UBS (Lux) Key Selection SICAV - A..	Farm Fresh Bhd.		-0.09%
Eastspring Investments - Asian M..	Bumi Armada Bhd.	Close	-0.14%
Value Partners High Dividend Stoc..	CIMB Group Holdings Bhd	Close	-0.26%
Sydivest Fjernosten	Heineken Malaysia Bhd.		-0.36%
BNP Paribas Funds - Asia ex-Japa..	Press Metal Aluminium H..		-0.59%
Baring International Umbrella Fun..	Press Metal Aluminium H..	Close	-0.71%
BNP Paribas Funds - Asia ex-Japa..	PETRONAS Chemicals Gro..	Close	-0.74%

### Aggregate Country Holding Changes

Sector	Change	Flow
Information Technology	1.00%	\$1M
Financials	1.00%	(\$2M)
Materials	1.00%	(\$3M)
Utilities	0.00%	\$0M
Real Estate	0.00%	\$0M
Multi	0.00%	\$0M
Health Care	0.00%	(\$1M)
Consumer Staples	0.00%	(\$2M)
Consumer Discretionary	0.00%	\$7M
Communication Services	0.00%	\$0M
Energy	-1.00%	(\$1M)
Industrials	-0.01%	(\$6M)

### Largest Changes in Fund Country Weight, %

Fund Name	New o..	Sector	Change
UBS (CH) Equity Fund - Asia (USD)	New	Financials	2.35%
UBS (CH) Equity Fund - Emerging As..	New	Financials	1.25%
Allianz Global Investors Fund - Total..		Consumer Discretionary	0.70%
Allianz Intl. Inv. Fds. - Total Return ..		Consumer Discretionary	0.69%
Matthews Asia Funds - Asia (ex-Jap..		Consumer Discretionary	0.67%
Baring International Umbrella Fund ..	New	Information Technology	0.58%
SEB Asia (ex-Japan) Fund		Financials	0.55%
Eastspring Investments - Asian Mul..		Financials	-0.10%
Eastspring Investments - Asian Mul..	Close	Energy	-0.14%
Value Partners High Dividend Stock..	Close	Financials	-0.26%
Sydivest Fjernosten		Consumer Staples	-0.36%
BNP Paribas Funds - Asia ex-Japan ..		Industrials	-0.59%
Baring International Umbrella Fund ..	Close	Industrials	-0.71%
BNP Paribas Funds - Asia ex-Japan ..	Close	Materials	-0.74%

### Largest Fund Level Stock Inflows/Outflows, \$

Fund Name	Stock Name	New..	Flow
Allianz Global Investors Fund - Tota..	Genting Bhd.		\$4M
Matthews Asia Funds - Asia (ex-Ja..	MR. D.I.Y. Group (M) Bhd.		\$3M
UBS (CH) Equity Fund - Asia (USD)	CIMB Group Holdings Bhd	New	\$1M
UBS (CH) Equity Fund - Emerging A..	CIMB Group Holdings Bhd	New	\$1M
SEB Asia (ex-Japan) Fund	Malayan Banking Bhd.	New	\$1M
Baring International Umbrella Fun..	Frontken Corp. Bhd.	New	\$1M
SEB Fund 2 - Asia (ex-Japan) Fund	Malayan Banking Bhd.	New	\$1M
iShares Tr. - MSCI All Country Asia ..	Public Bank Bhd		(\$1M)
Baring International Umbrella Fun..	Press Metal Aluminium H..	Close	(\$1M)
iShares Tr. - MSCI All Country Asia ..	CIMB Group Holdings Bhd		(\$1M)
Sydivest Fjernosten	Heineken Malaysia Bhd.		(\$1M)
BNP Paribas Funds - Asia ex-Japan..	PETRONAS Chemicals Gro..	Close	(\$3M)
Value Partners High Dividend Stock..	CIMB Group Holdings Bhd	Close	(\$4M)
BNP Paribas Funds - Asia ex-Japan..	Press Metal Aluminium H..		(\$4M)



# DISCLAIMER

This report is published by, and remains the copyright of, Copley Fund Research Limited. Unless otherwise agreed with Copley Fund Research Limited, this report may only be used by the permitted recipients and shall not be provided to any third parties. Receipt of this report should not be taken as permission to reproduce, copy or use any of the charts or data in internal or external presentations. To do so requires separate permission from Copley Fund Research Limited.

Copley Fund Research Limited uses reasonable efforts to obtain information from reliable sources, but all Publications are provided on an "as is" basis without representation or warranty of any kind (neither express nor implied) and Copley Fund Research disclaims liability for any Publication not being complete, accurate, suitable and relevant for the recipient.

The comments in this publication are for general information purposes only and do not constitute personalised financial advice. No consideration has been taken of your personal financial situation or investment goals in preparing this publication and the distribution of this publication is not a personalised service under the Financial Advisers Act 2008. If you wish to receive personalised financial advice, please contact your Investment Advisor.

Further, nothing in this report shall constitute or be deemed to constitute investment advice or a recommendation or an offer or solicitation and is not the basis for any contract to purchase or sell any security or other instrument. Should you undertake any such activity based on information contained in this report, you do so entirely at your own risk and Copley Fund Research shall have no liability whatsoever for any loss, damage, costs or expenses incurred or suffered by you as a result.

For US Investors this report is solely for Institutional use – not for public distribution.

For Canadian investors this report is solely for use by accredited investors.

