



Asia Ex-Japan Equity
Active Fund Ownership Report
7/31/2023

Asia Ex-Japan Equity Active Fund Ownership Report

7/31/2023

Introduction

In this data report, we analyse the holdings of actively managed Asia Ex-Japan Equity Funds. The current fund sample spans 104 funds with a combined AUM of \$65.76Bn. The majority of strategies benchmark the MSCI All Country Asia Ex-Japan Index

We analyse the latest published filings for all funds and aggregate together as of 7/31/2023. We show the most recent snapshot in positioning, time series data going back to 7/31/2011 and recent allocation shifts by the managers in our analysis.

Relative benchmark positioning is measured against the iShares Tr. - MSCI All Country Asia ex-Japan ETF (AAXJ) - proportionally adjusted to remove any cash holdings to better replicate the index.

All Cash Flow calculations are on a best estimates basis. We use monthly position changes and month end prices to estimate the net buying and selling value for each stock within each fund in our analysis.

Contents

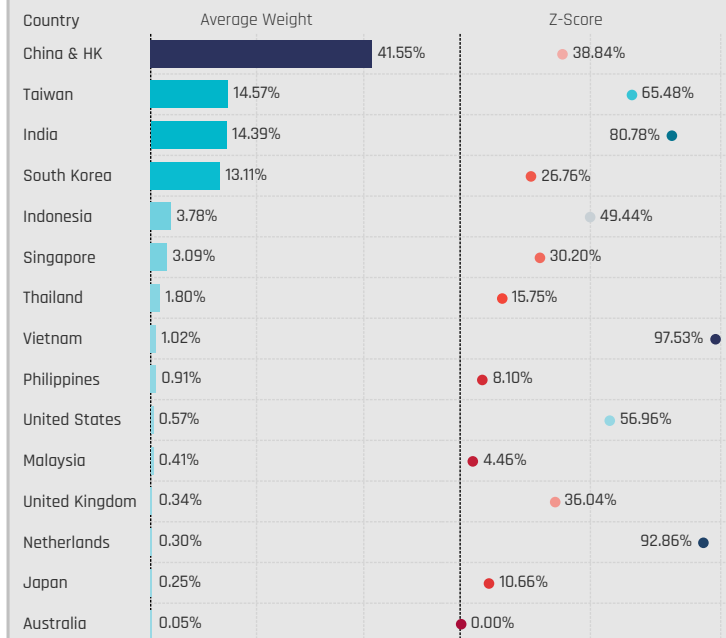
Country Allocations	3
Sector Group Allocations	9
Sector Allocations	13
Country / Sector Allocations	19
Stock Allocations	25
Sector Profiles	29
Country Profiles	52

Country Allocations

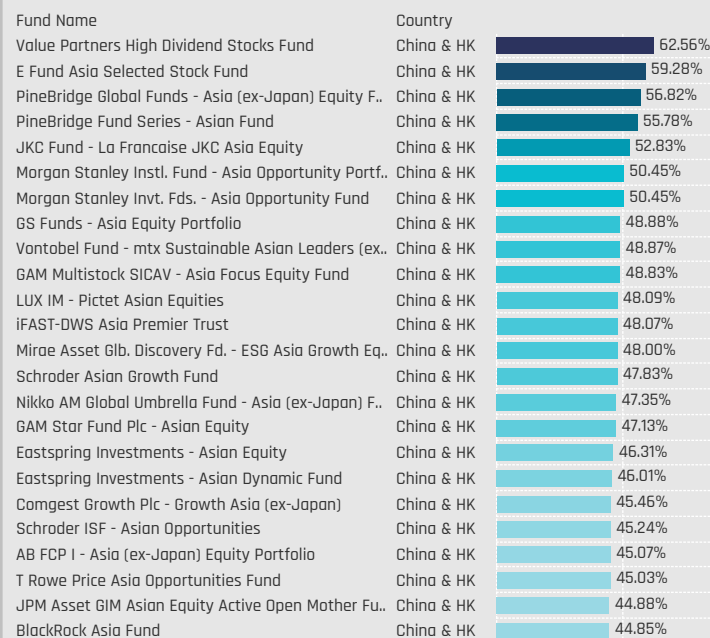


Country Allocations

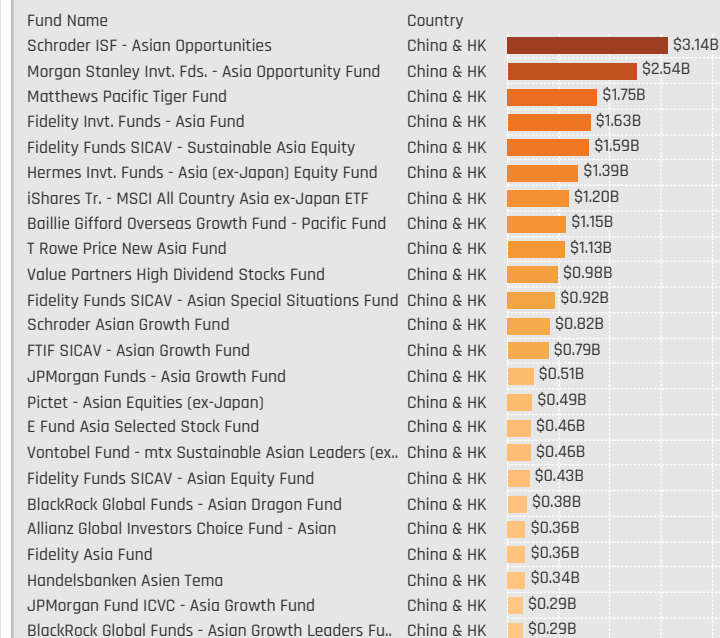
Major Countries: Average Fund Weights / Z-Score (7/31/2011 - Present)



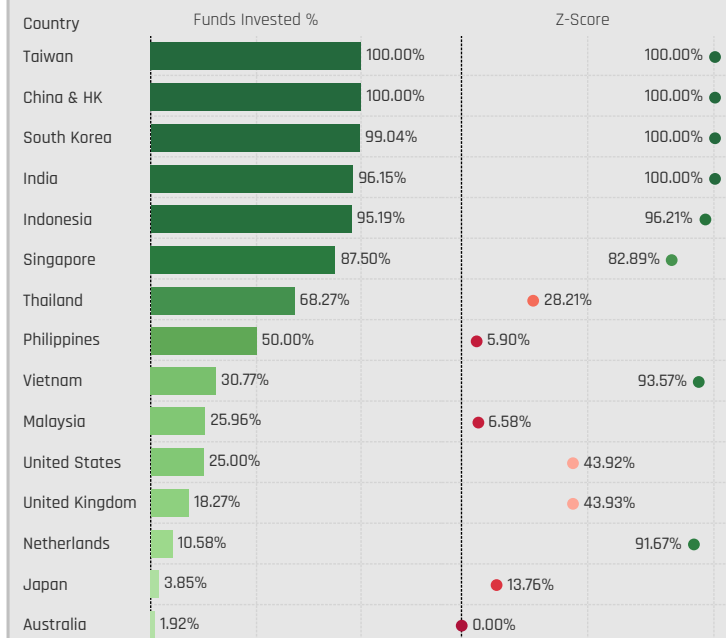
Largest Fund Country Weights, % [China & HK]



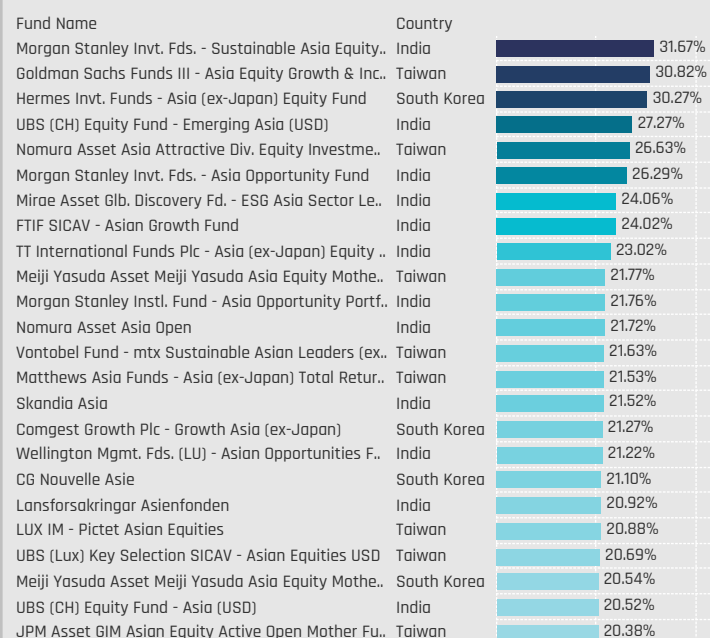
Largest Fund Country AUM, \$ [China & HK]



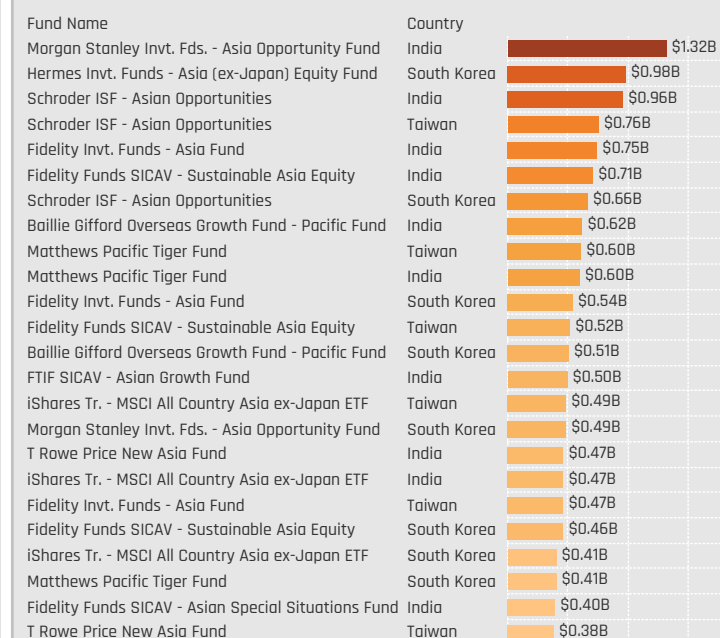
Major Countries: Funds Invested %



Largest Fund Country Weights, % [Ex-China & HK]

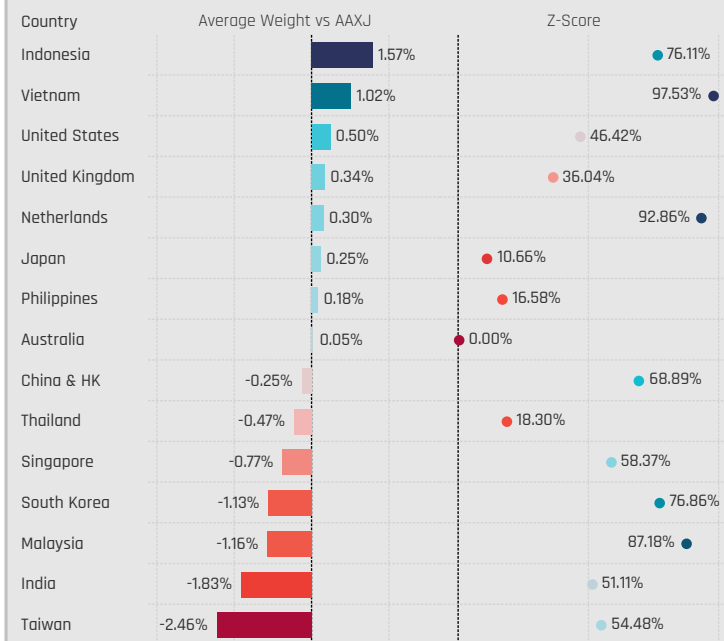


Largest Fund Country AUM, \$ [Ex-China & HK]

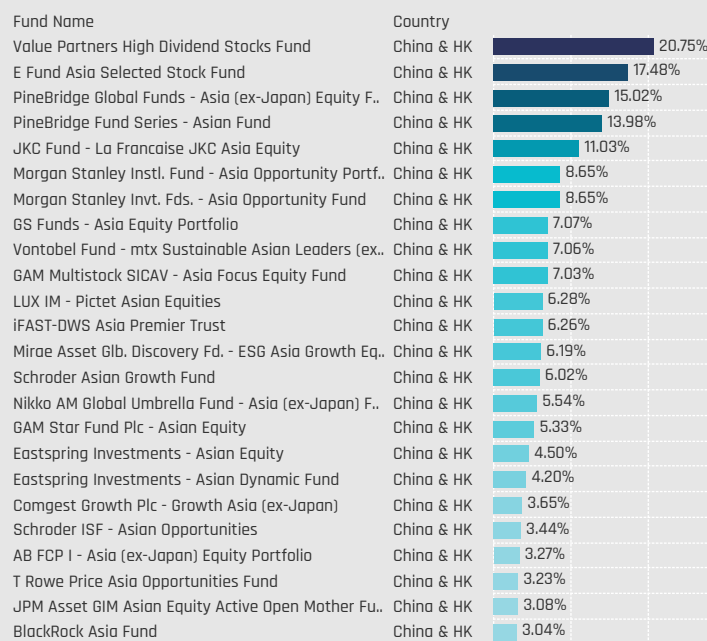


Country Allocations Relative to Benchmark

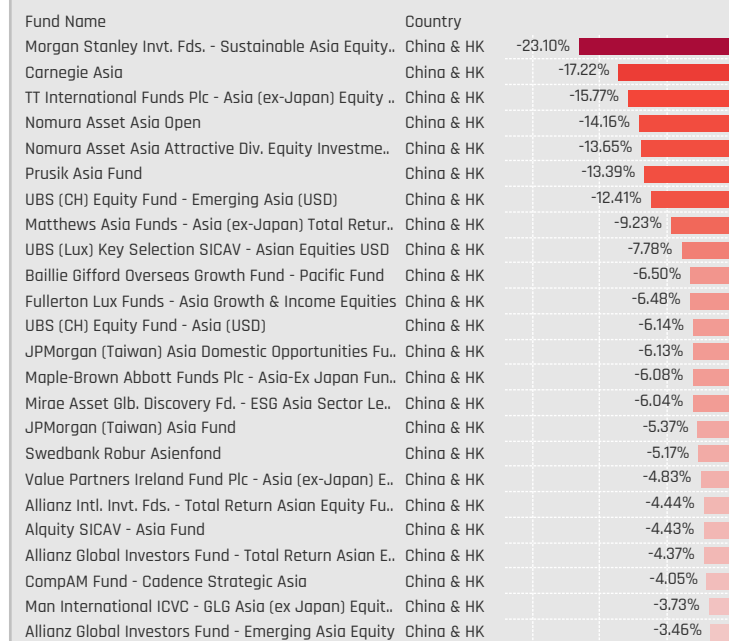
Major Countries: Average Weight vs AAXJ / Z-Score (7/31/2011 - Present)



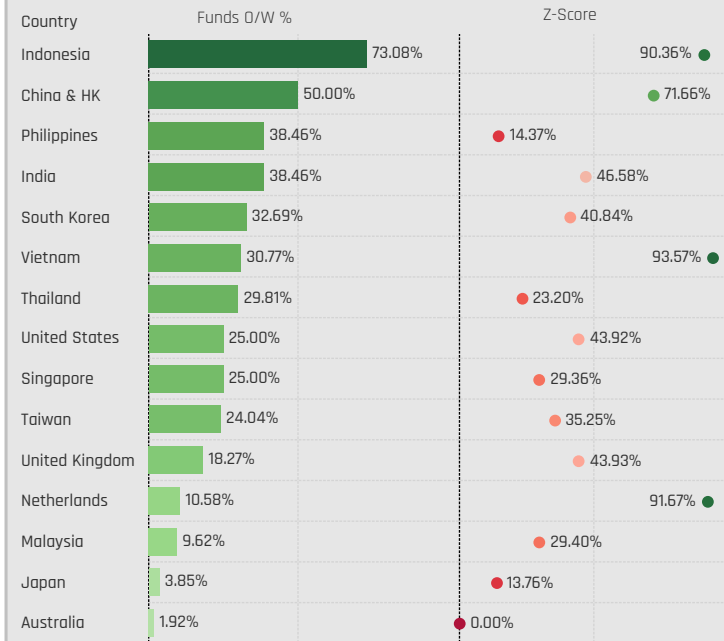
Largest Fund Country Overweights, % [China & HK]



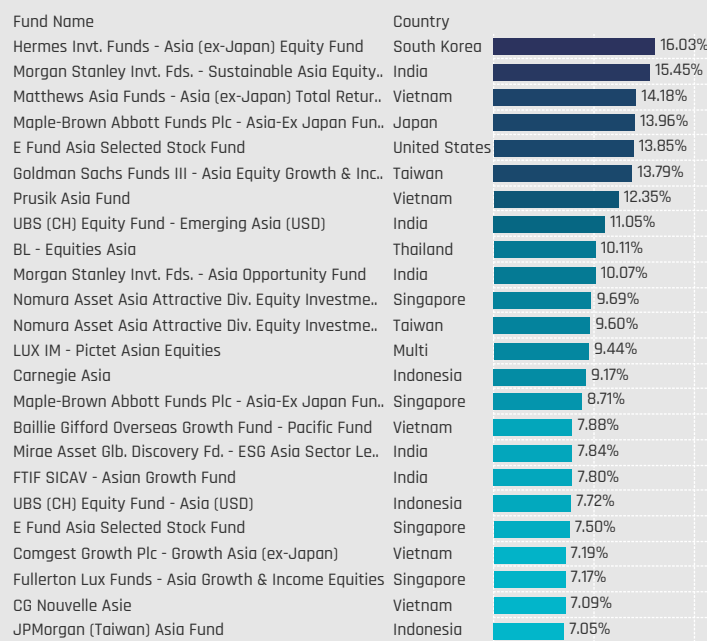
Largest Fund Country Underweights, % [China & HK]



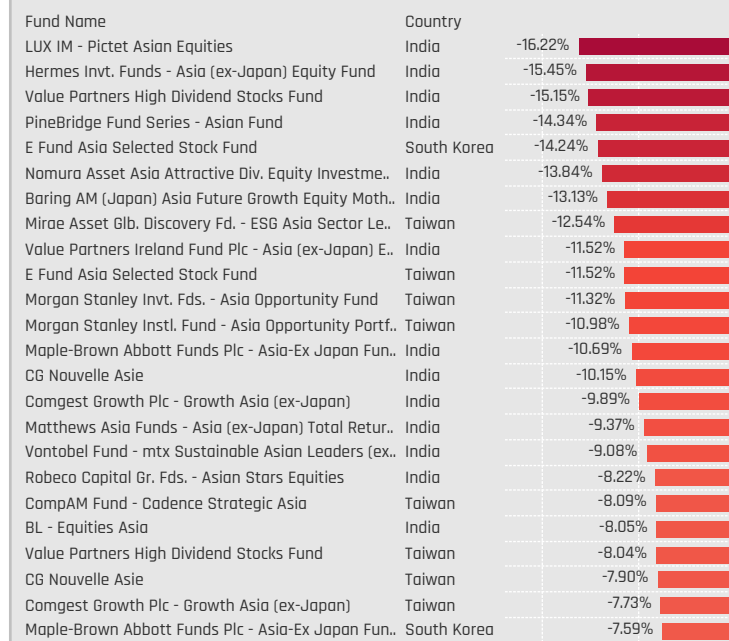
Major Countries: Funds Overweight % / Z-Score (7/31/2011 - Present)



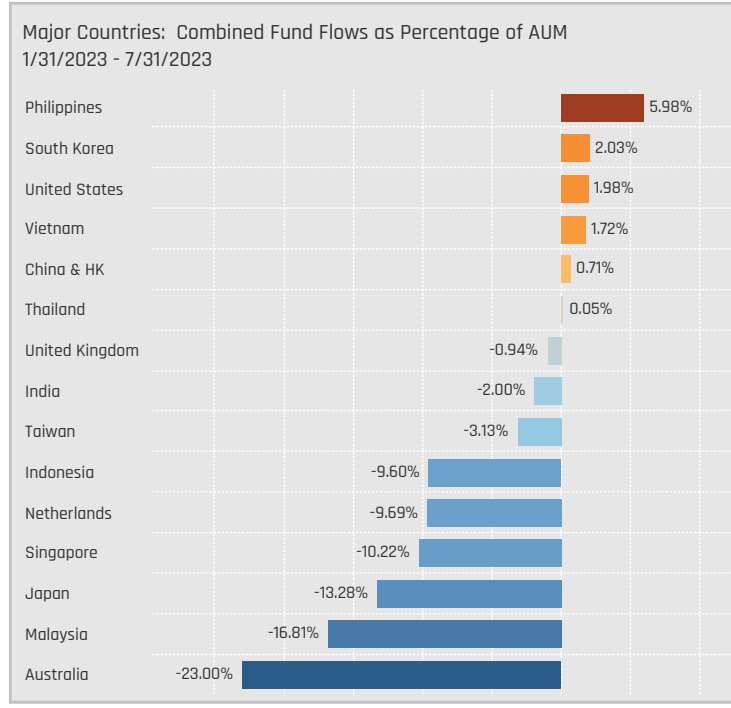
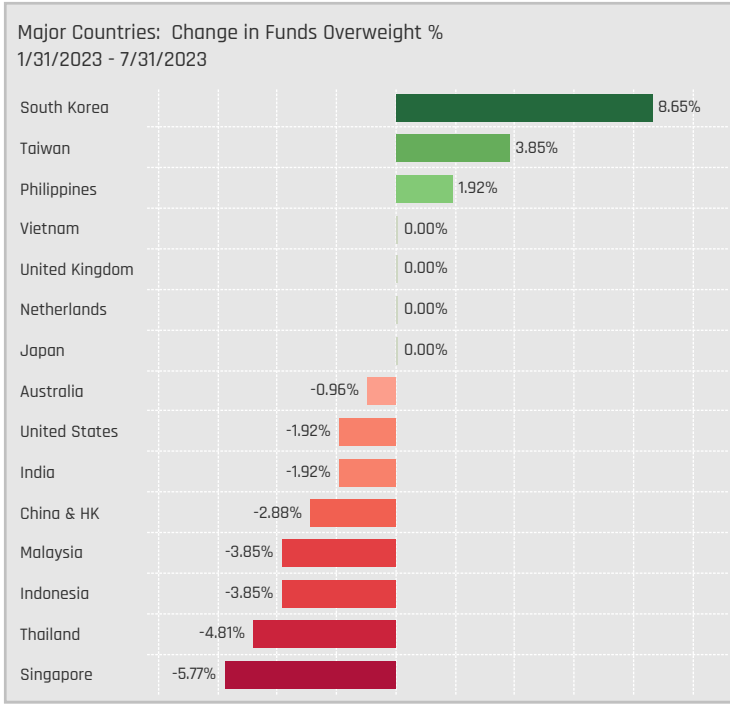
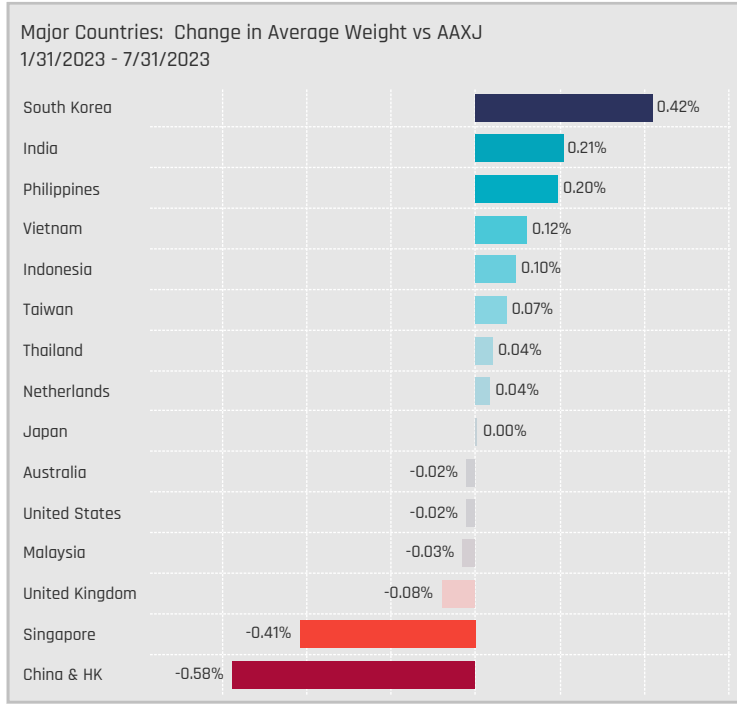
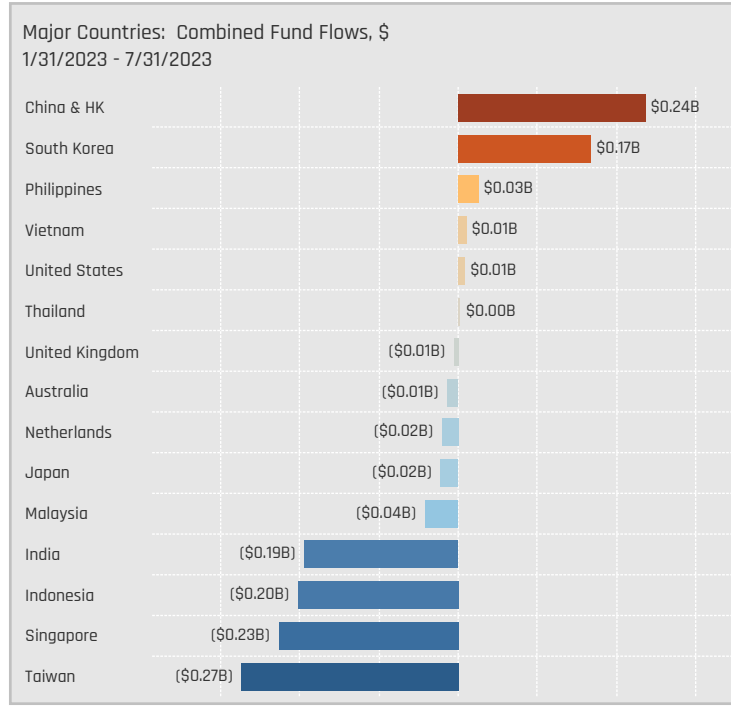
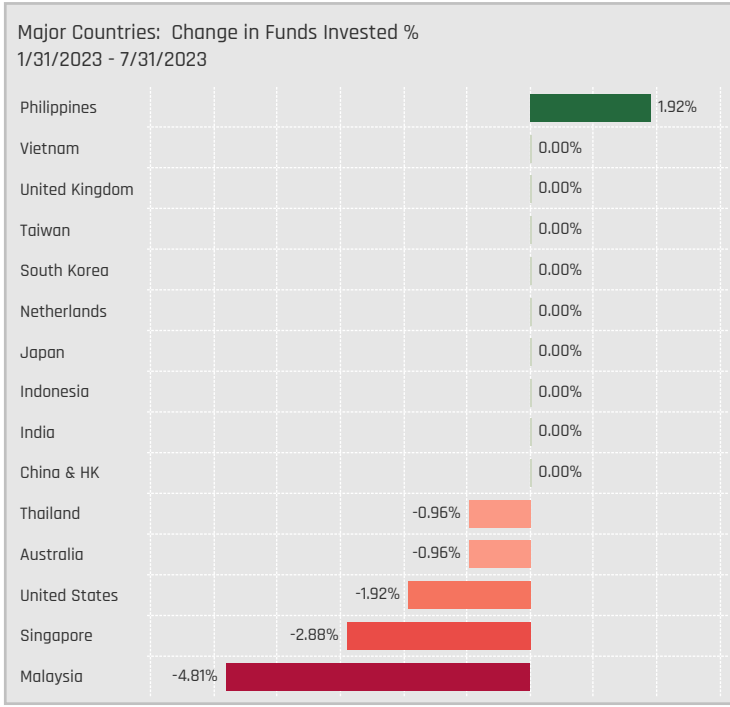
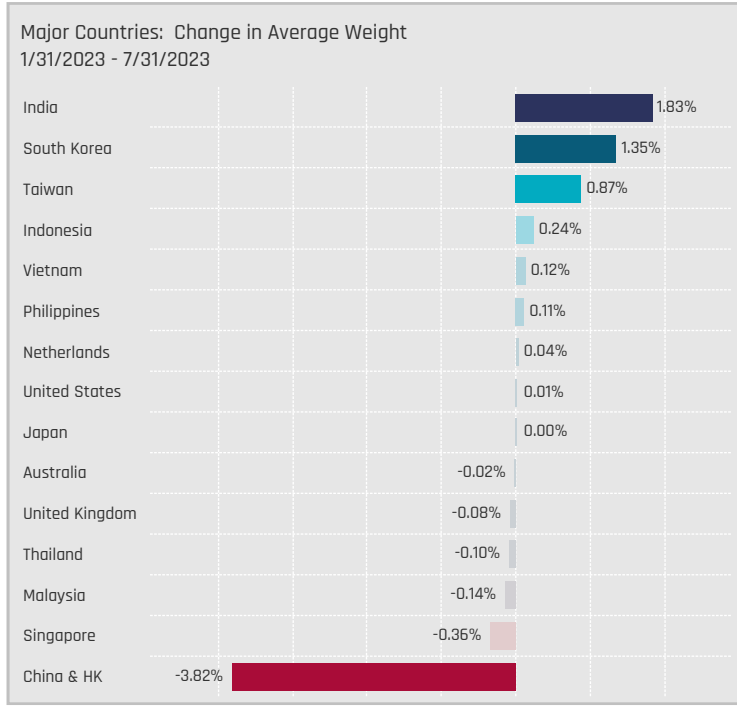
Largest Fund Country Overweights, % [Ex-China & HK]



Largest Fund Country Underweights, % [Ex-China & HK]



Country Allocation Changes [Aggregate]



Country Allocation Changes [Fund Level]

Largest Changes in Country Weight, % [China & HK], 1/31/2023 - 7/31/2023

Fund Name	New or Closed	Country	Fund Weight, %	Weight Change, %
Fullerton Lux Funds - Asia Focus Equities		China & HK	43.01%	4.34%
Fidelity Funds SICAV - Sustainable Asia Equity		China & HK	40.98%	1.91%
Fidelity Invt. Funds - Emerging Asia Fund		China & HK	40.22%	1.64%
Fidelity Funds SICAV - Asian Equity Fund		China & HK	40.17%	1.61%
JKC Fund - La Francaise JKC Asia Equity		China & HK	52.83%	0.85%
TT International Funds Plc - Asia (ex-Japan) Eq.		China & HK	26.04%	0.75%
Maple-Brown Abbott Funds Plc - Asia-Ex Japan ..		China & HK	35.72%	0.70%
BlackRock Global Funds - Asian Growth Leaders..		China & HK	43.01%	0.11%
Mirae Asset Gbl. Discovery Fd. - ESG Asia Sector..		China & HK	35.76%	-0.13%
SEB Asia (ex-Japan) Fund		China & HK	43.31%	-0.21%
GS Funds - Asia Equity Portfolio		China & HK	48.88%	-0.59%
Value Partners High Dividend Stocks Fund		China & HK	62.56%	-0.80%
Prusik Asia Fund		China & HK	28.42%	-6.31%
Fidelity Asia Fund		China & HK	40.90%	-6.44%
Meiji Yasuda Asset Meiji Yasuda Asia Equity Mo..		China & HK	39.35%	-6.74%
Matthews Asia Funds - Asia (ex-Japan) Total R..		China & HK	32.57%	-6.78%
JPMorgan (Taiwan) Asia Domestic Opportunitie..		China & HK	35.68%	-7.66%
Sydinvest Fjernosten		China & HK	42.88%	-8.37%
Skandia Asia		China & HK	42.86%	-9.03%
Natixis Intl. Fds. (Lux) I - Natixis Asia Equity Fund		China & HK	39.94%	-9.31%
Lansforsakringar Asienfonden		China & HK	41.26%	-10.19%
Swedbank Robur Asienfond		China & HK	36.64%	-12.30%
LO Funds - Asia High Conviction		China & HK	38.84%	-13.10%
Carnegie Asia		China & HK	24.58%	-13.80%

Largest Country Level Fund Flows, \$. [China & HK] 1/31/2023 - 7/31/2023

Fund Name	New or Closed	Country	Fund AUM, \$	Fund Flows, \$
Fidelity Funds SICAV - Sustainable Asia Equity		China & HK	\$1,586M	-\$400.0M
Schroder ISF - Asian Opportunities		China & HK	\$3,138M	-\$279.1M
Hermes Invt. Funds - Asia (ex-Japan) Equity Fu..		China & HK	\$1,389M	-\$157.6M
Fidelity Funds SICAV - Asian Equity Fund		China & HK	\$427M	-\$66.8M
FTIF SICAV - Asian Growth Fund		China & HK	\$794M	-\$46.1M
AB FCP I - Asia (ex-Japan) Equity Portfolio		China & HK	\$180M	-\$35.1M
Fullerton Lux Funds - Asia Focus Equities		China & HK	\$91M	-\$20.0M
Pictet - Asian Equities (ex-Japan)		China & HK	\$492M	-\$17.5M
Morgan Stanley Instl. Fund - Asia Opportunity P..		China & HK	\$125M	-\$13.8M
Value Partners High Dividend Stocks Fund		China & HK	\$981M	-\$12.6M
Fidelity Invt. Funds - Emerging Asia Fund		China & HK	\$50M	-\$11.1M
Mirae Asset Gbl. Discovery Fd. - ESG Asia Sector..		China & HK	\$65M	-\$7.4M
T Rowe Price New Asia Fund		China & HK	\$1,128M	(\$17.7M)
JPMorgan Funds - Asia Growth Fund		China & HK	\$513M	(\$17.9M)
Allianz Global Investors Fund - Total Return Asi..		China & HK	\$131M	(\$19.5M)
Vontobel Fund - mtx Sustainable Asian Leaders..		China & HK	\$458M	(\$19.6M)
Natixis Intl. Fds. (Lux) I - Natixis Asia Equity Fund		China & HK	\$19M	(\$31.5M)
JPMorgan Fund ICVC - Asia Growth Fund		China & HK	\$290M	(\$57.6M)
Baillie Gifford Overseas Growth Fund - Pacific F..		China & HK	\$1,147M	(\$68.7M)
Swedbank Robur Asienfond		China & HK	\$243M	(\$87.3M)
Fidelity Invt. Funds - Asia Fund		China & HK	\$1,633M	(\$90.8M)
LO Funds - Asia High Conviction		China & HK	\$203M	(\$94.5M)
BNP Paribas Funds - Asia ex-Japan Equity		China & HK	\$154M	(\$99.8M)
iShares Tr. - MSCI All Country Asia ex-Japan ETF		China & HK	\$1,204M	(\$121.9M)

Largest Changes in Country Weight, % [Ex-China & HK], 1/31/2023 - 7/31/2023

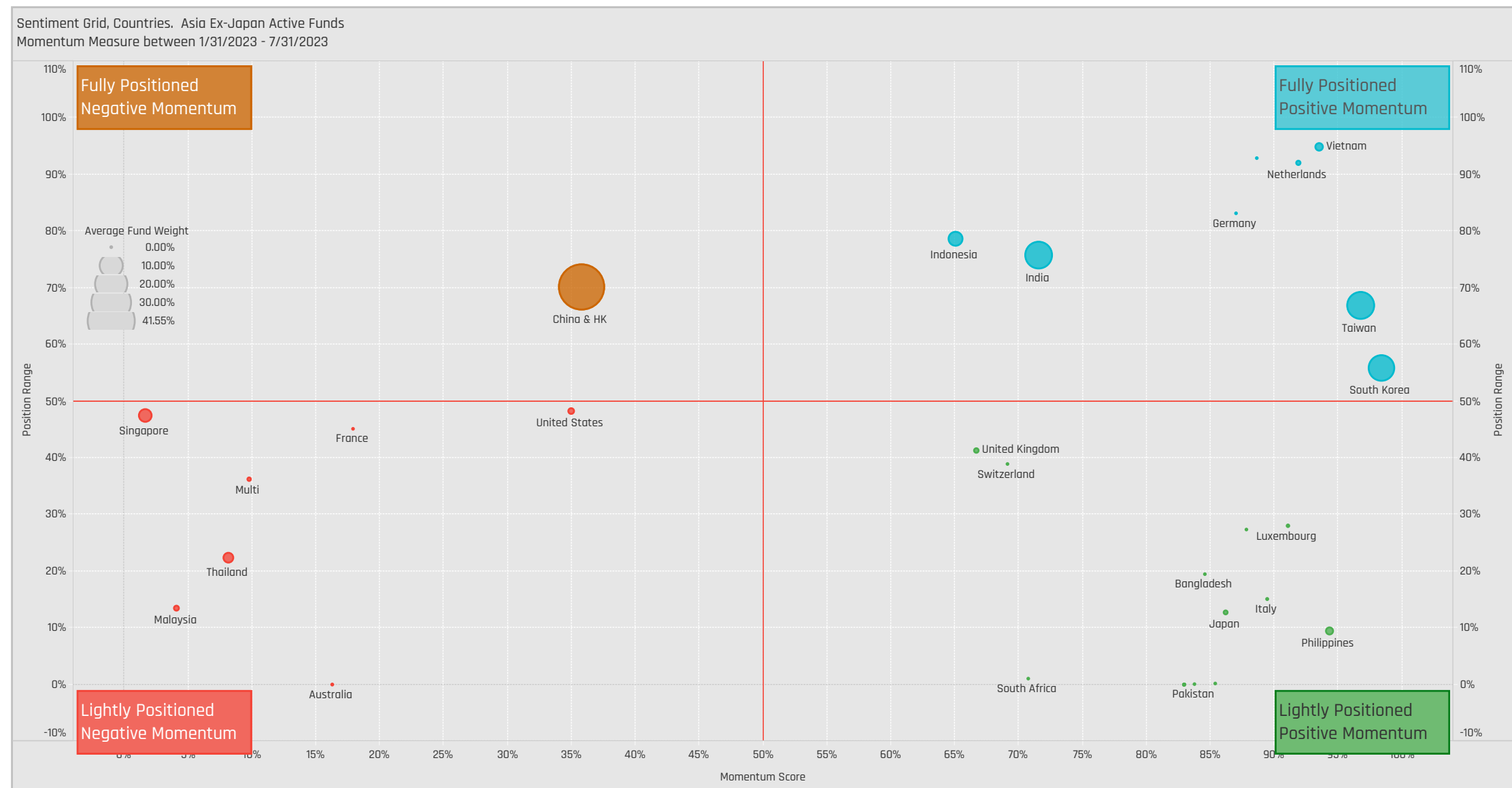
Fund Name	New or Closed	Country	Fund Weight, %	Weight Change, %
Goldman Sachs Funds III - Asia Equity Growth &..		Taiwan	30.82%	13.25%
TT International Funds Plc - Asia (ex-Japan) Eq.		India	23.02%	7.86%
Swedbank Robur Asienfond		South Korea	19.41%	7.35%
Lansforsakringar Asienfonden		India	20.92%	7.12%
Skandia Asia		India	21.52%	6.38%
BlackRock Global Funds - Asian Growth Leaders..		India	15.70%	6.21%
Nomura Fds. Ireland Plc - Asia (ex-Japan) High ..		South Korea	12.14%	5.77%
SEB Fund 2 - Asia (ex-Japan) Fund		India	18.49%	5.64%
Fidelity Asia Fund		South Korea	11.04%	5.46%
BNP Paribas Funds - Asia ex-Japan Equity		South Korea	16.52%	5.39%
AB FCP I - Asia (ex-Japan) Equity Portfolio		South Korea	18.75%	5.36%
Carnegie Asia		India	20.04%	5.32%
JKC Fund - La Francaise JKC Asia Equity		Indonesia	3.97%	-2.78%
BlackRock Asia Fund		United Kingdom	0.91%	-2.90%
SEB Fund 2 - Asia (ex-Japan) Fund		Thailand	1.71%	-2.91%
Robeco Capital Gr. Fds. - Sustainable Asian Sta..		Singapore	0.52%	-2.94%
SEB Asia (ex-Japan) Fund		Thailand	1.58%	-3.01%
BlackRock Global Funds - Asian Growth Leaders..		Singapore	1.61%	-3.12%
Goldman Sachs Funds III - Asia Equity Growth &..		Indonesia	0.85%	-3.36%
AB FCP I - Asia (ex-Japan) Equity Portfolio	Close	Singapore	0.00%	-3.55%
Allianz Global Investors Choice Fund - Asian		Singapore	6.36%	-3.58%
Invesco Funds - Asia Opportunities Equity Fund		Taiwan	15.17%	-5.87%
Goldman Sachs Funds III - Asia Equity Growth &..	Close	Singapore	0.00%	-6.38%
Fullerton Lux Funds - Asia Focus Equities		Singapore	3.44%	-8.69%

Largest Country Level Fund Flows, \$. [Ex-China & HK] 1/31/2023 - 7/31/2023

Fund Name	New or Closed	Country	Fund AUM, \$	Fund Flows, \$
Hermes Invt. Funds - Asia (ex-Japan) Equity Fu..		South Korea	\$982M	\$119.8M
Fidelity Funds SICAV - Sustainable Asia Equity		Taiwan	\$519M	\$86.0M
T Rowe Price New Asia Fund		South Korea	\$355M	\$68.3M
Baillie Gifford Overseas Growth Fund - Pacific F..		South Korea	\$505M	\$57.8M
Schroder ISF - Asian Opportunities		Taiwan	\$751M	\$41.0M
T Rowe Price New Asia Fund		Taiwan	\$382M	\$38.4M
Swedbank Robur Asienfond		South Korea	\$129M	\$36.5M
BL - Equities Asia		Thailand	\$74M	\$30.2M
Fidelity Asia Fund		South Korea	\$95M	\$29.5M
T Rowe Price New Asia Fund		India	\$467M	\$26.8M
Fidelity Funds SICAV - Sustainable Asia Equity		United States	\$61M	\$26.6M
Schroder ISF - Asian Opportunities		India	\$963M	\$26.5M
FTIF SICAV - Asian Growth Fund		India	\$496M	(\$31.8M)
BNP Paribas Funds - Asia ex-Japan Equity		India	\$54M	(\$37.5M)
Allianz Global Investors Choice Fund - Asian		Singapore	\$58M	(\$39.1M)
FTIF SICAV - Asian Growth Fund		Indonesia	\$79M	(\$40.3M)
Fidelity Invt. Funds - Asia Fund		India	\$747M	(\$46.7M)
iShares Tr. - MSCI All Country Asia ex-Japan ETF		South Korea	\$410M	(\$49.6M)
Fidelity Funds SICAV - Sustainable Asia Equity		South Korea	\$464M	(\$50.7M)
iShares Tr. - MSCI All Country Asia ex-Japan ETF		India	\$467M	(\$51.0M)
Fidelity Funds SICAV - Sustainable Asia Equity		Indonesia	\$59M	(\$54.6M)
iShares Tr. - MSCI All Country Asia ex-Japan ETF		Taiwan	\$490M	(\$60.0M)
Fidelity Invt. Funds - Asia Fund		Taiwan	\$467M	(\$83.2M)
Hermes Invt. Funds - Asia (ex-Japan) Equity Fu..		Taiwan	\$317M	(\$83.6M)

Country Sentiment Grid

We combine the latest Country positioning, long-term positioning and short-term fund activity in the 'Sentiment Grid', below. The Y-Axis measures where today's ownership levels in each Country sit relative to the long-term range. We calculate the Z-Score of today's average weight, funds invested % and funds O/W %, relative to all monthly observations in our fund history (going back to 7/31/2011). A figure close to 100% would indicate today's positioning is close to its maximum ever level, a figure close to zero, the lowest. The X-axis provides a measure of short-term fund activity, or 'Momentum', by looking at the changes in average weight, funds invested % and funds o/w % between 1/31/2023 and 7/31/2023, relative to each Country. A figure above 50% means a Country has seen relative increases in ownership, a figure below 50% indicates a relative decrease in positioning. The size of the bubble represents the average weight of each Country.



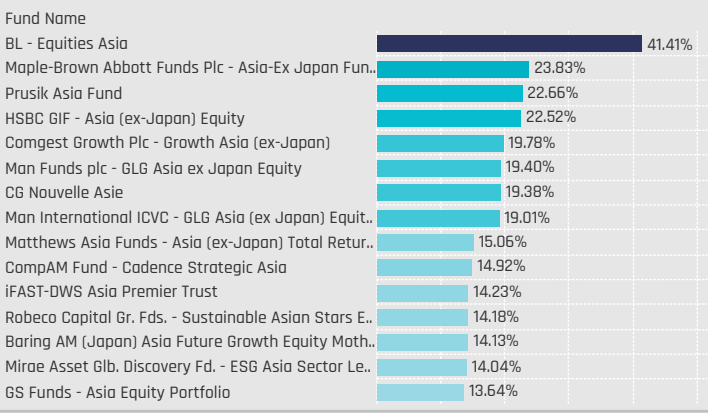
Position Range: Average of:
Z-Score Average Weight vs history
Z-Score Funds Invested % vs history
Z-Score Funds O/W % vs history

Momentum Score: Average of:
Change in Average Weight (Percentile vs Peers)
Change in Funds Invested % (Percentile vs Peers)
Change in Funds O/W % (Percentile vs Peers)

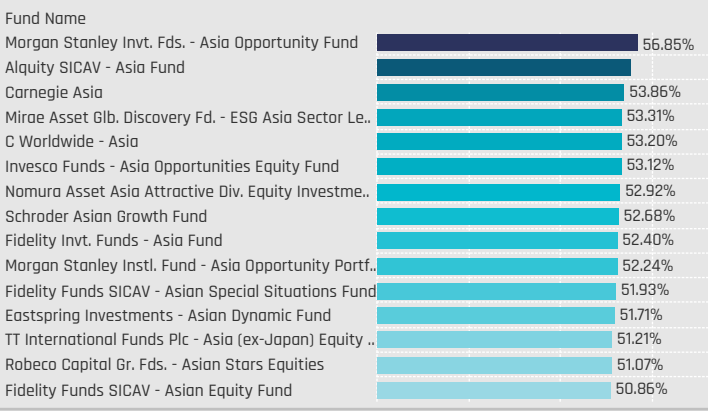
Sector Group Allocations

Sector Group Allocations

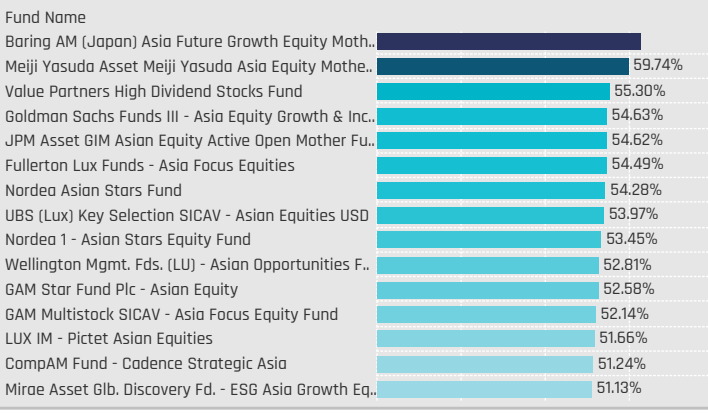
Defensive: Largest Fund Weights, %



Cyclical: Largest Fund Weights, %



Sensitive: Largest Fund Weights, %

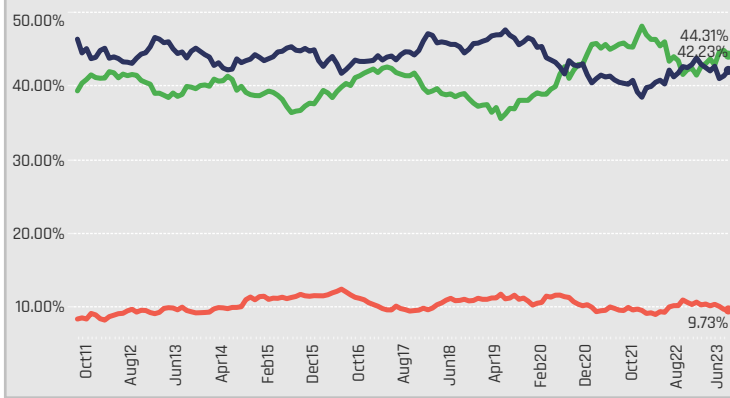


Defensives: Consumer Staples, Health Care, Utilities
 Cyclical: Consumer Discretionary, Financials, Materials, Real Estate
 Sensitive: Communication Services, Energy, Industrials, Information Technology

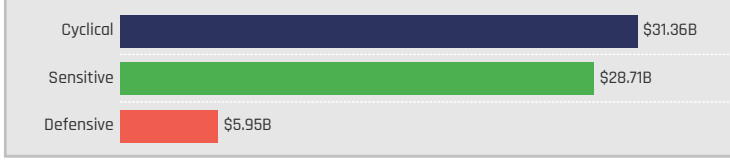
Average Fund Weight by Sector Group



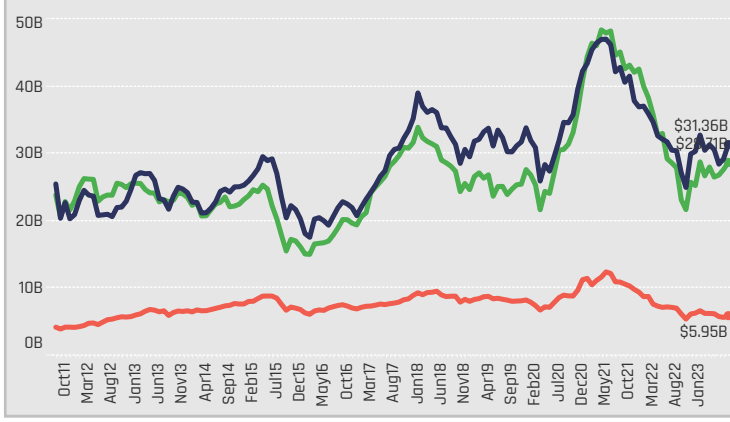
Average Fund Weight Time-Series by Sector Group



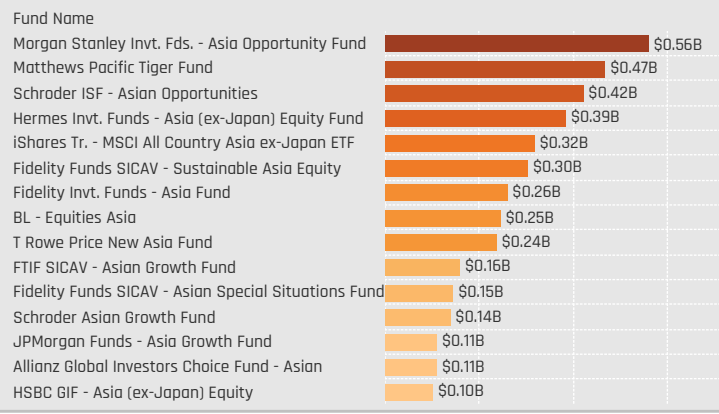
Combined Fund AUM, \$ by Sector Group



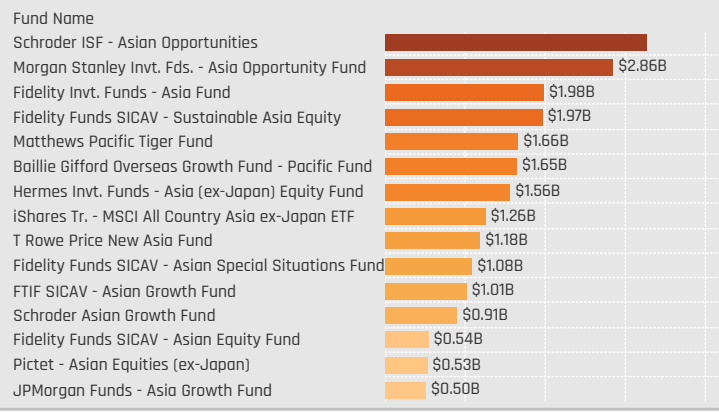
Combined Fund AUM, \$ Time-Series by Sector Group



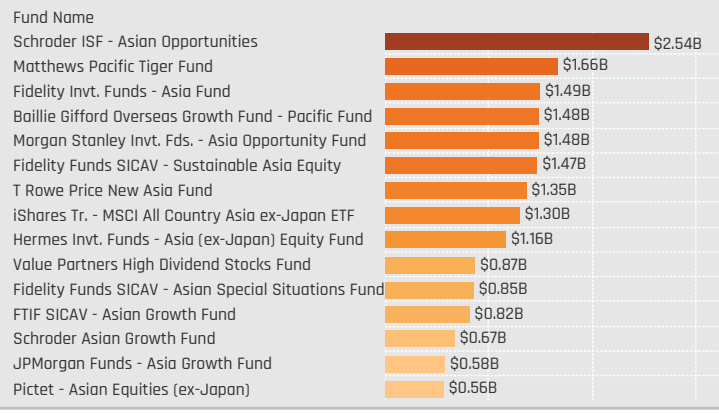
Defensive: Largest Fund AUM, \$



Cyclical: Largest Fund AUM, \$

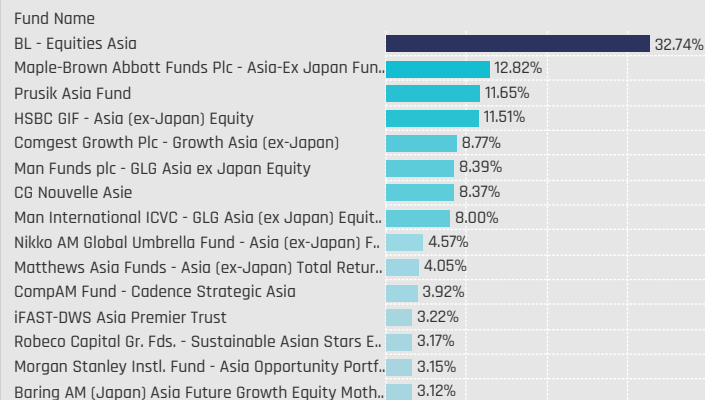


Sensitive: Largest Fund AUM, \$

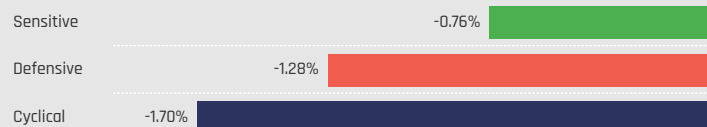


Sector Group Allocations Relative to Benchmark

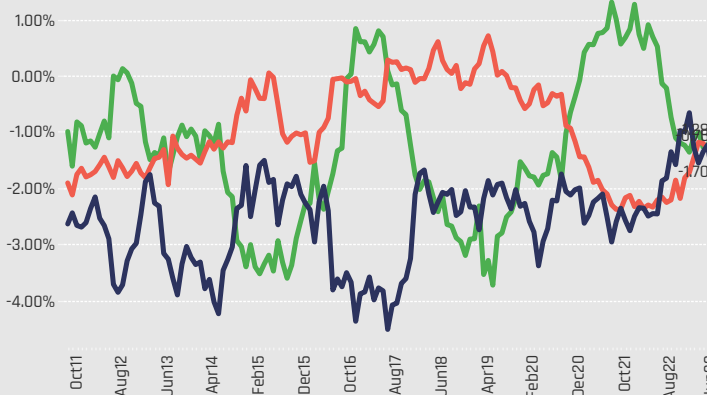
Defensive: Largest Overweight Allocations, %



Average Fund Weight vs AAXJ by Sector Group



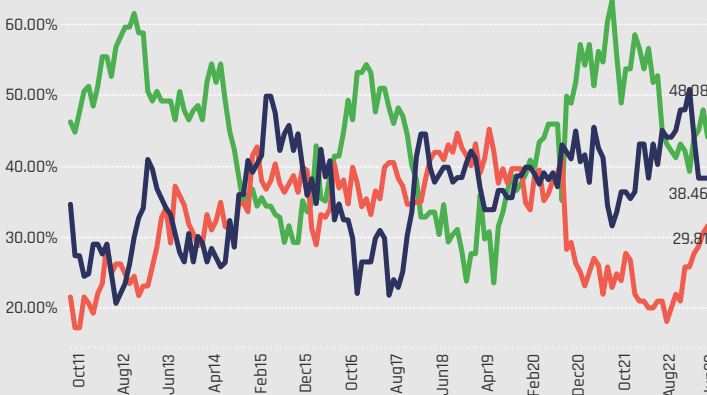
Average Fund Weight vs AAXJ Time-Series by Sector Group



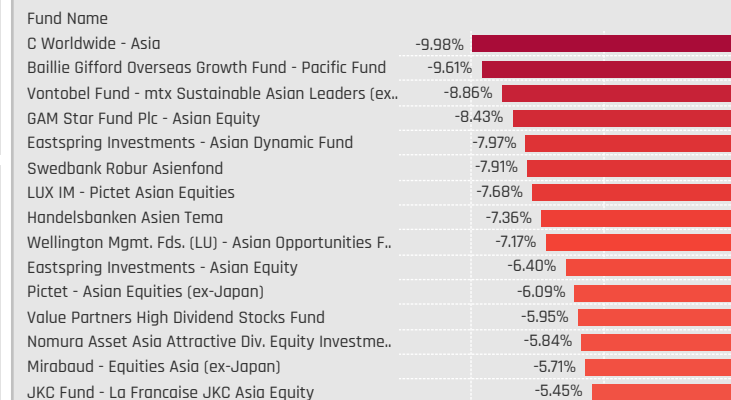
Percentage of Funds Overweight the AAXJ by Sector Group



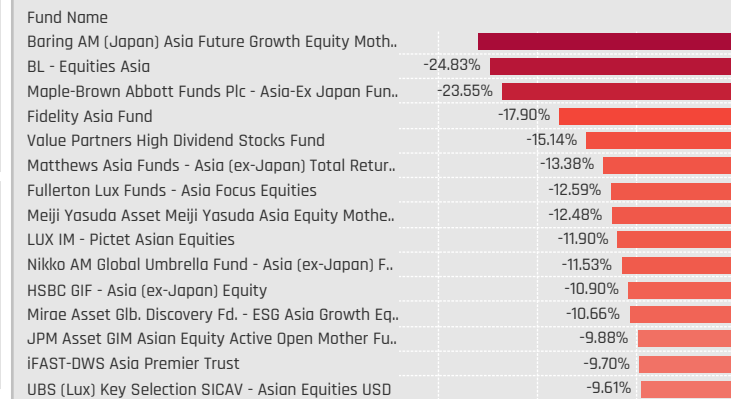
Percentage of Funds Overweight the AAXJ Time-Series by Sector Group



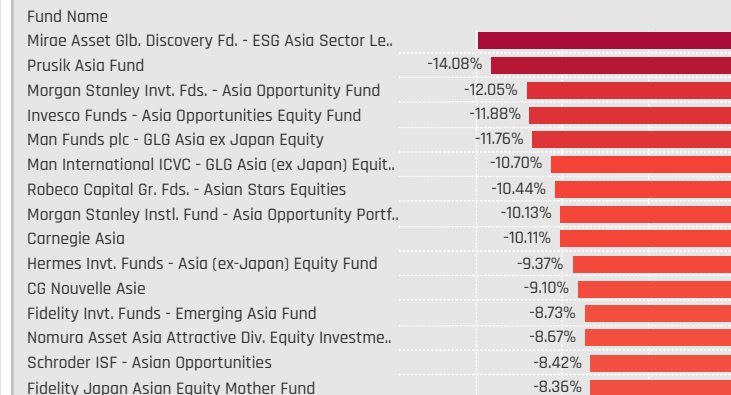
Defensive: Largest Underweight Allocations, %



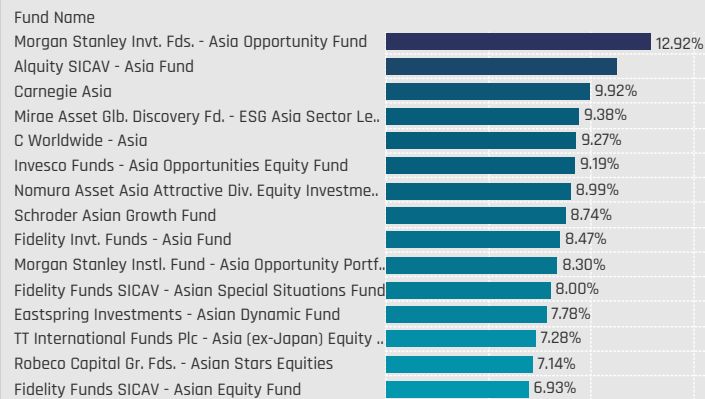
Cyclical: Largest Underweight Allocations, %



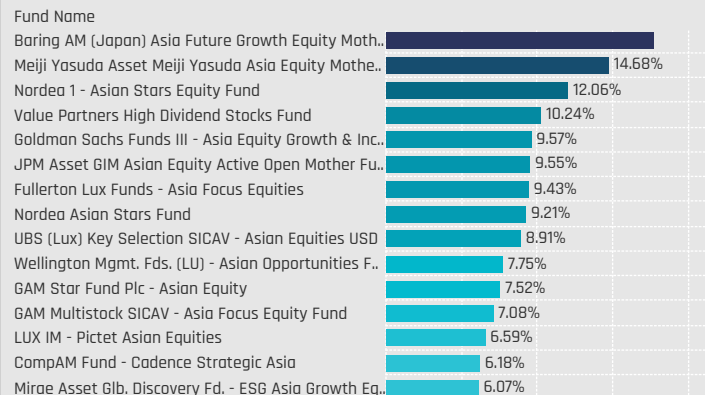
Sensitive: Largest Underweight Allocations, %



Cyclical: Largest Overweight Allocations, %



Sensitive: Largest Overweight Allocations, %



Sector Group Allocation Changes [Fund Level]

Defensives: Largest Changes in Fund Weight, %, 1/31/2023 - 7/31/2023

Fund Name	New or Closed	Fund Weight, %	Weight Change, %
Goldman Sachs Funds III - Asia Equity Growth & Income		8.03%	3.23%
BlackRock Global Funds - Asian Growth Leaders Fund		13.57%	2.81%
TT International Funds Plc - Asia (ex-Japan) Equity Fund		8.13%	2.51%
GAM Multistock SICAV - Asia Focus Equity Fund		6.74%	2.33%
BlackRock Global Funds - Asian Dragon Fund		10.56%	2.19%
Fullerton Lux Funds - Asia Focus Equities		10.51%	1.98%
Invesco Funds - Asia Opportunities Equity Fund		7.84%	1.72%
CG Nouvelle Asie		19.38%	-3.42%
T Rowe Price New Asia Fund		8.53%	-3.46%
Mirae Asset Glb. Discovery Fd. - ESG Asia Growth Equity Fund		7.88%	-3.51%
Prusik Asia Fund		22.66%	-3.58%
T. Rowe Price Funds SICAV - Asian ex-Japan Eq. Fund		8.45%	-3.58%
Comgest Growth Plc - Growth Asia (ex-Japan)		19.78%	-3.85%
Robeco Capital Gr. Fds. - Asian Stars Equities		11.54%	-4.89%

Defensives: Largest Fund Flows, \$, 1/31/2023 - 7/31/2023

Fund Name	New or Closed	Fund AUM, \$	Fund Flows, \$
Fidelity Funds SICAV - Sustainable Asia Equity		\$304M	\$67.7M
Hermes Inv. Funds - Asia (ex-Japan) Equity Fund		\$385M	\$37.0M
BlackRock Global Funds - Asian Dragon Fund		\$90M	\$28.4M
Schroder ISF - Asian Opportunities		\$423M	\$23.8M
BlackRock Global Funds - Asian Growth Leaders Fund		\$91M	\$19.4M
Fidelity Funds SICAV - Asian Equity Fund		\$84M	\$12.1M
BL - Equities Asia		\$247M	\$11.3M
BNP Paribas Funds - Asia ex-Japan Equity		\$24M	(\$11.1M)
Swedbank Robur Asienfond		\$21M	(\$12.0M)
LO Funds - Asia High Conviction		\$49M	(\$13.1M)
T. Rowe Price Funds SICAV - Asian ex-Japan Eq. Fund		\$54M	(\$17.2M)
iShares Tr. - MSCI All Country Asia ex-Japan ETF		\$317M	(\$35.8M)
Fidelity Inv. Funds - Asia Fund		\$259M	(\$36.5M)
T Rowe Price New Asia Fund		\$237M	(\$73.3M)

Cyclicals: Largest Changes in Fund Weight, %, 1/31/2023 - 7/31/2023

Fund Name	New or Closed	Fund Weight, %	Weight Change, %
TT International Funds Plc - Asia (ex-Japan) Equity Fund		51.21%	10.68%
Mirae Asset Glb. Discovery Fd. - ESG Asia Growth Equity Fund		33.27%	9.59%
Lansforsakringar Asienfonden		43.43%	3.95%
Prusik Asia Fund		42.32%	3.56%
Skandia Asia		38.35%	3.15%
Morgan Stanley Inv. Fds. - Asia Opportunity Fund		56.85%	2.86%
GS Funds - Asia Equity Portfolio		42.61%	2.69%
Fidelity Asia Fund		26.03%	-5.59%
BlackRock Asia Fund		39.33%	-5.69%
LO Funds - Asia High Conviction		39.90%	-6.55%
Syinvest Fjernosten		38.74%	-7.09%
Goldman Sachs Funds III - Asia Equity Growth & Income		35.31%	-8.80%
JPMorgan (Taiwan) Asia Domestic Opportunities Fund		36.34%	-9.85%
AB FCP I - Asia (ex-Japan) Equity Portfolio		47.54%	-11.57%

Cyclicals: Largest Fund Flows, \$, 1/31/2023 - 7/31/2023

Fund Name	New or Closed	Fund AUM, \$	Fund Flows, \$
Schroder ISF - Asian Opportunities		\$3,283M	\$221.1M
Hermes Inv. Funds - Asia (ex-Japan) Equity Fund		\$1,563M	\$193.6M
Fidelity Funds SICAV - Sustainable Asia Equity		\$1,967M	\$155.9M
Pictet - Asian Equities (ex-Japan)		\$528M	\$39.4M
BL - Equities Asia		\$114M	\$22.4M
Mirae Asset Glb. Discovery Fd. - ESG Asia Growth Equity F..		\$68M	\$15.0M
Value Partners High Dividend Stocks Fund		\$451M	\$12.6M
FTIF SICAV - Asian Growth Fund		\$1,011M	(\$64.1M)
LO Funds - Asia High Conviction		\$209M	(\$66.8M)
JPMorgan Fund ICVC - Asia Growth Fund		\$286M	(\$67.9M)
BNP Paribas Funds - Asia ex-Japan Equity		\$145M	(\$87.3M)
Baillie Gifford Overseas Growth Fund - Pacific Fund		\$1,652M	(\$111.5M)
Fidelity Inv. Funds - Asia Fund		\$1,983M	(\$123.0M)
iShares Tr. - MSCI All Country Asia ex-Japan ETF		\$1,265M	(\$129.1M)

Sensitives: Largest Changes in Fund Weight, %, 1/31/2023 - 7/31/2023

Fund Name	New or Closed	Fund Weight, %	Weight Change, %
AB FCP I - Asia (ex-Japan) Equity Portfolio		42.14%	12.70%
Goldman Sachs Funds III - Asia Equity Growth & Income		54.63%	8.60%
Syinvest Fjernosten		50.73%	8.47%
Robeco Capital Gr. Fds. - Sustainable Asian Stars Equities		40.68%	7.03%
Robeco Capital Gr. Fds. - Asian Stars Equities		34.62%	6.90%
Swedbank Robur Asienfond		45.99%	5.81%
Mirae Asset Glb. Discovery Fd. - ESG Asia Sector Leader Equi.		30.21%	5.71%
GS Funds - Asia Equity Portfolio		42.34%	-2.10%
Nomura Fds. Ireland Plc - Asia (ex-Japan) High Conviction		44.07%	-2.28%
Hermes Inv. Funds - Asia (ex-Japan) Equity Fund		35.69%	-2.29%
Lansforsakringar Asienfonden		47.28%	-2.50%
JPMorgan (Taiwan) Asia Domestic Opportunities Fund		41.94%	-2.60%
Mirae Asset Glb. Discovery Fd. - ESG Asia Growth Equity Fund		51.13%	-4.25%
Invesco Funds - Asia Opportunities Equity Fund		33.18%	-8.60%

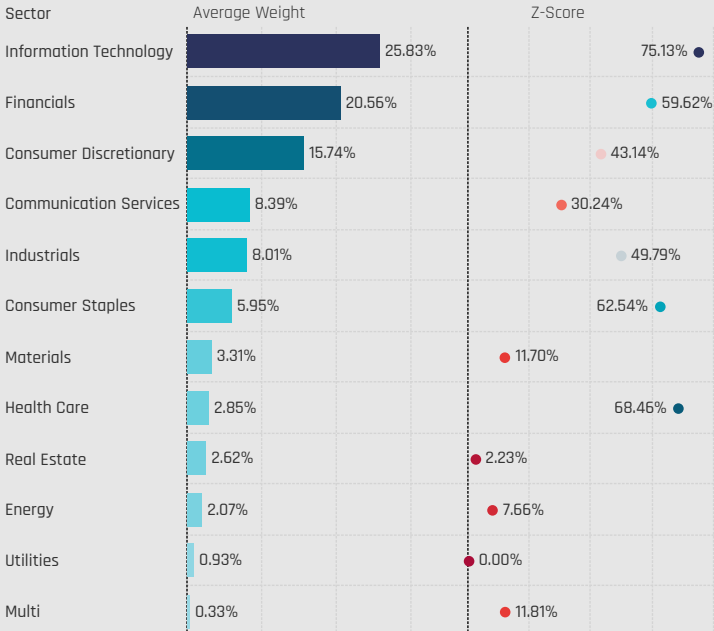
Sensitives: Largest Fund Flows, \$, 1/31/2023 - 7/31/2023

Fund Name	New or Closed	Fund AUM, \$	Fund Flows, \$
Fidelity Funds SICAV - Sustainable Asia Equity		\$1,471M	\$213.4M
T Rowe Price New Asia Fund		\$1,355M	\$132.4M
Schroder ISF - Asian Opportunities		\$2,542M	\$107.1M
Baillie Gifford Overseas Growth Fund - Pacific Fund		\$1,483M	\$77.2M
AB FCP I - Asia (ex-Japan) Equity Portfolio		\$168M	\$57.4M
Fidelity Asia Fund		\$422M	\$26.0M
T. Rowe Price Funds SICAV - Asian ex-Japan Eq. Fund		\$295M	\$21.6M
BlackRock Global Funds - Asian Dragon Fund		\$398M	(\$45.2M)
FTIF SICAV - Asian Growth Fund		\$817M	(\$45.9M)
JPMorgan Fund ICVC - Asia Growth Fund		\$327M	(\$48.6M)
Hermes Inv. Funds - Asia (ex-Japan) Equity Fund		\$1,158M	(\$63.0M)
BNP Paribas Funds - Asia ex-Japan Equity		\$180M	(\$126.5M)
Fidelity Inv. Funds - Asia Fund		\$1,495M	(\$128.6M)
iShares Tr. - MSCI All Country Asia ex-Japan ETF		\$1,297M	(\$147.1M)

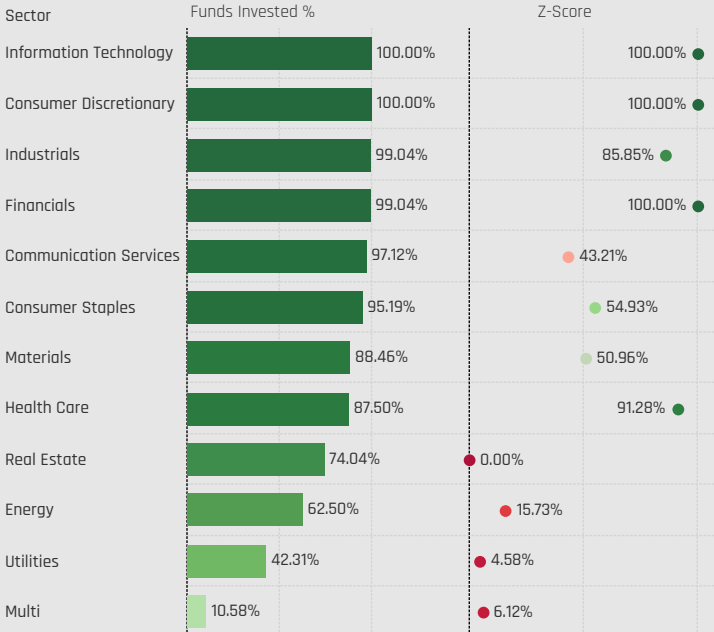
Sector Allocations

Sector Allocations

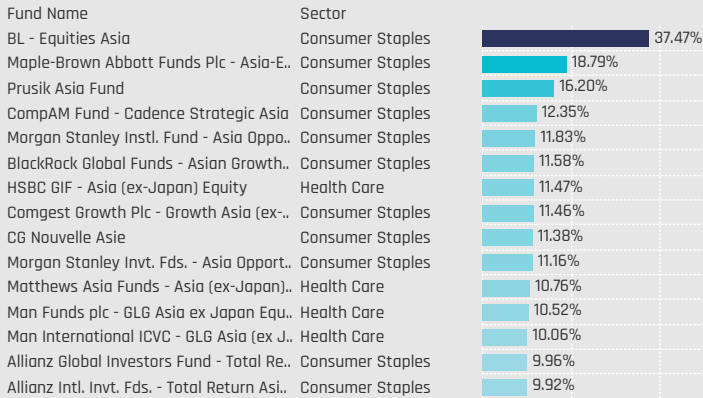
Sectors: Average Fund Weights / Z-Score (7/31/2011 - Present)



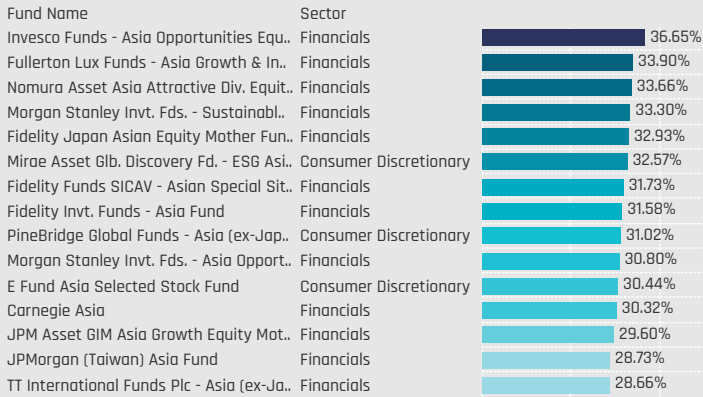
Sectors: Funds Invested %



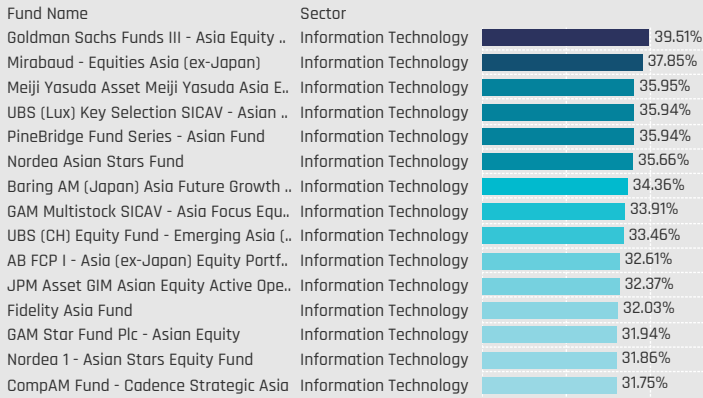
Defensive Sectors: Largest Fund Weights, %



Cyclical Sectors: Largest Fund Weights, %



Sensitive Sectors: Largest Fund Weights, %



Defensive Sectors: Largest Fund AUM, \$



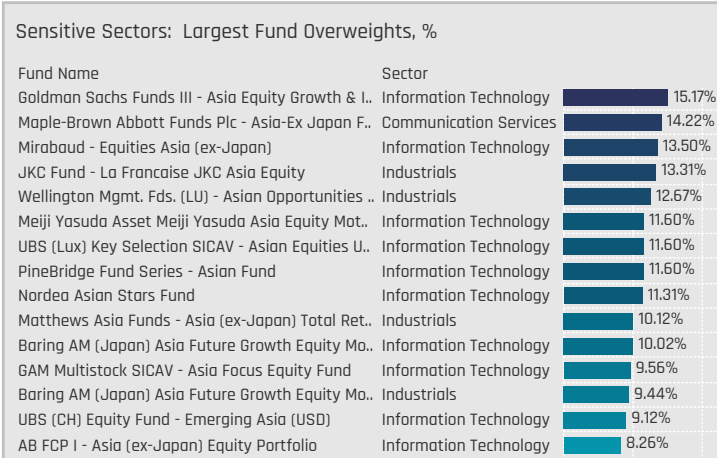
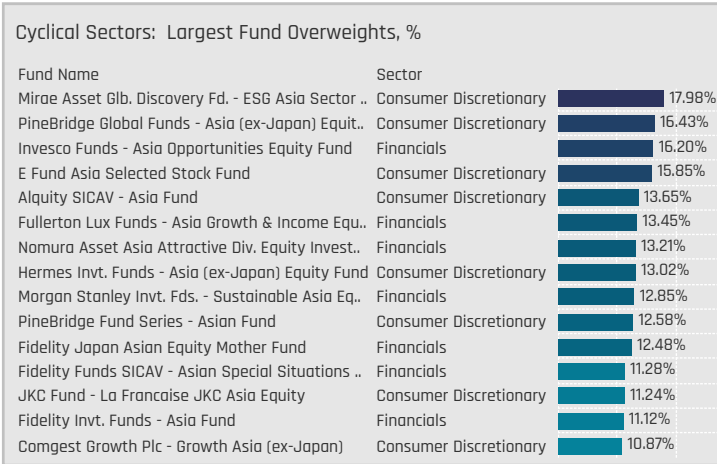
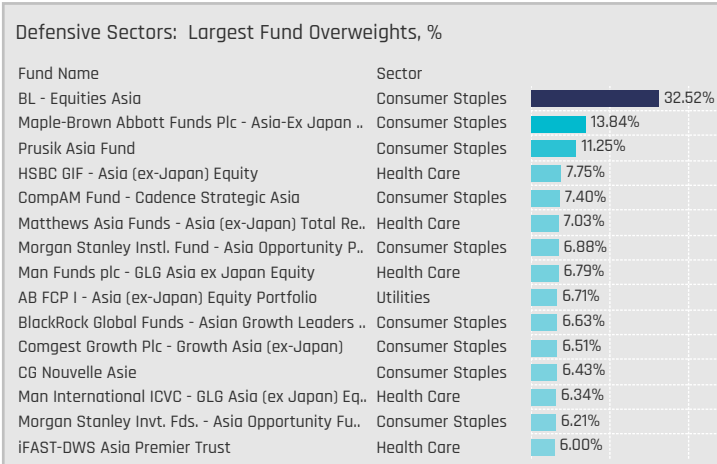
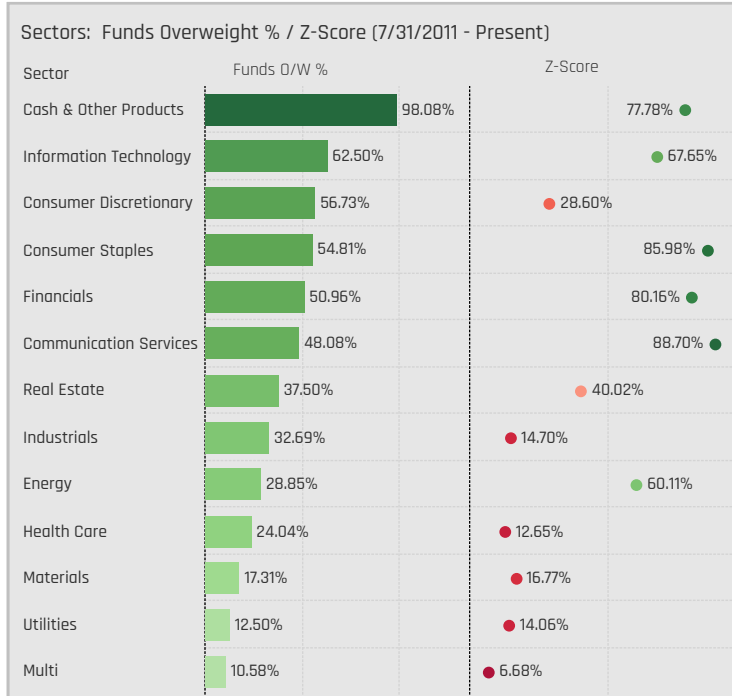
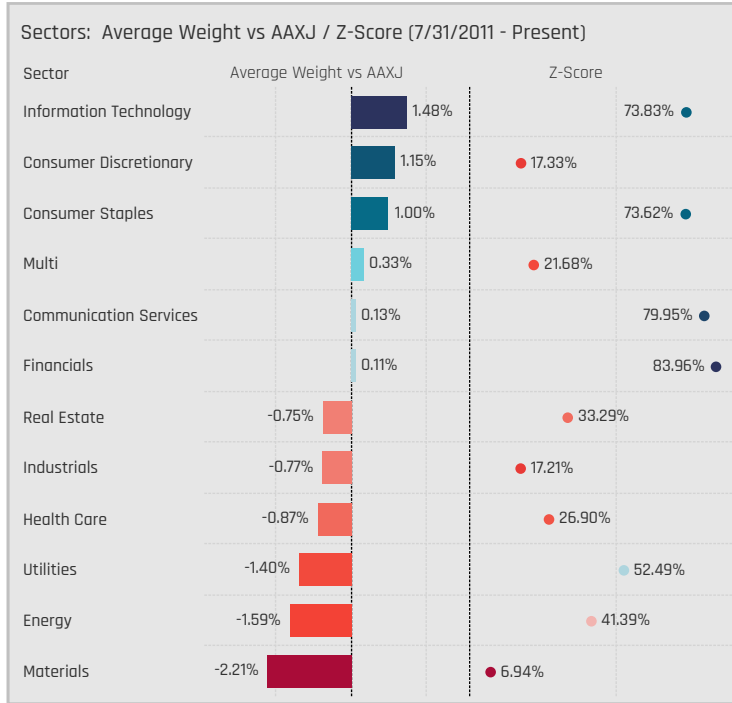
Cyclical Sectors: Largest Fund AUM, \$



Sensitive Sectors: Largest Fund AUM, \$

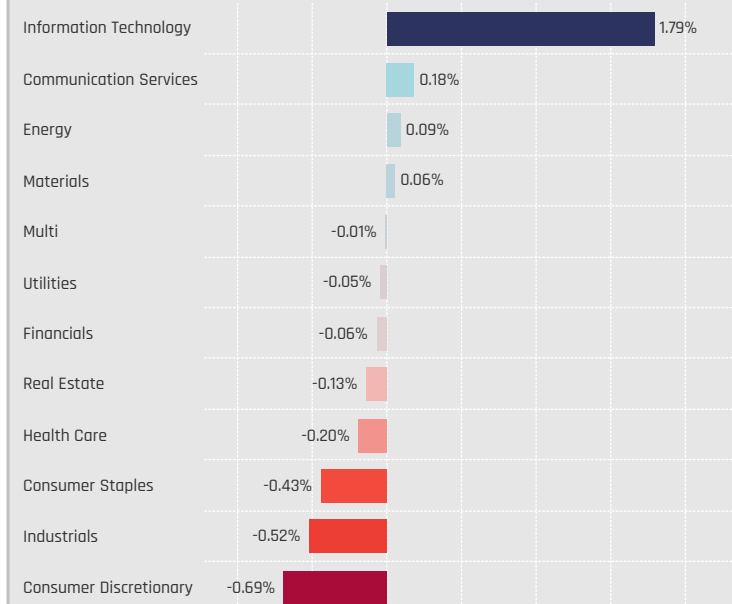


Sector Allocations Relative to Benchmark

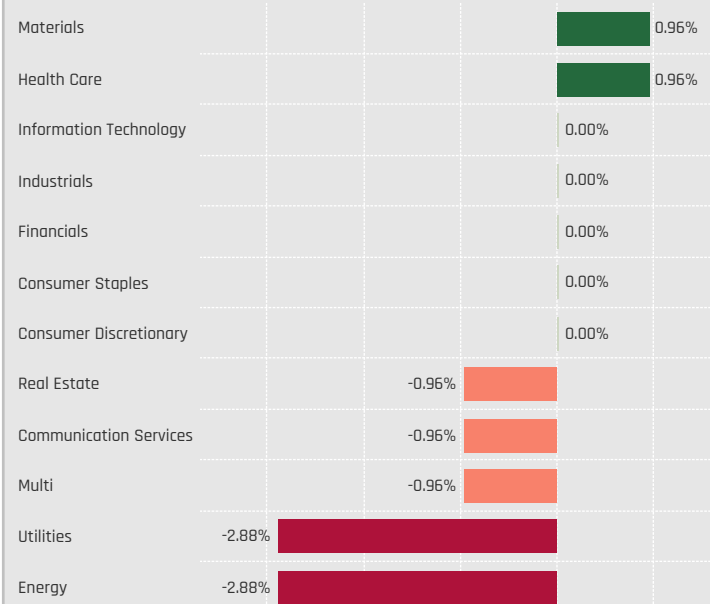


Sector Allocation Changes [Aggregate]

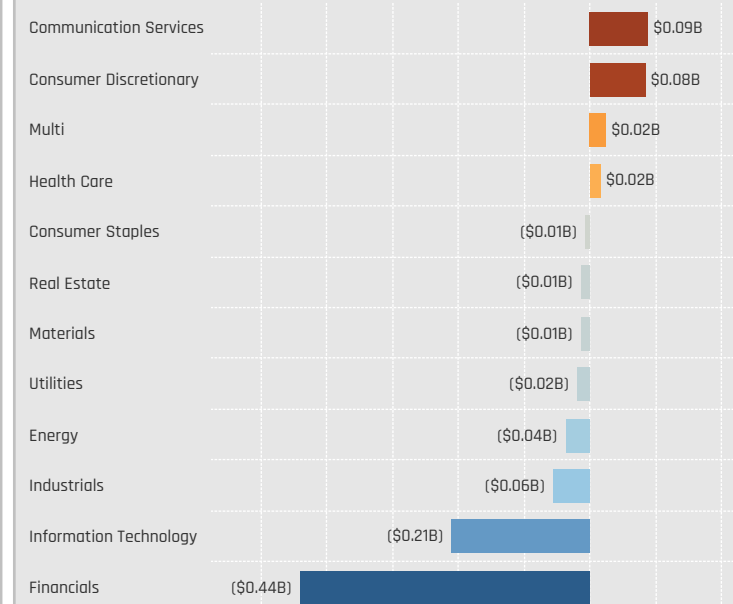
Sectors: Change in Average Weight
1/31/2023 - 7/31/2023



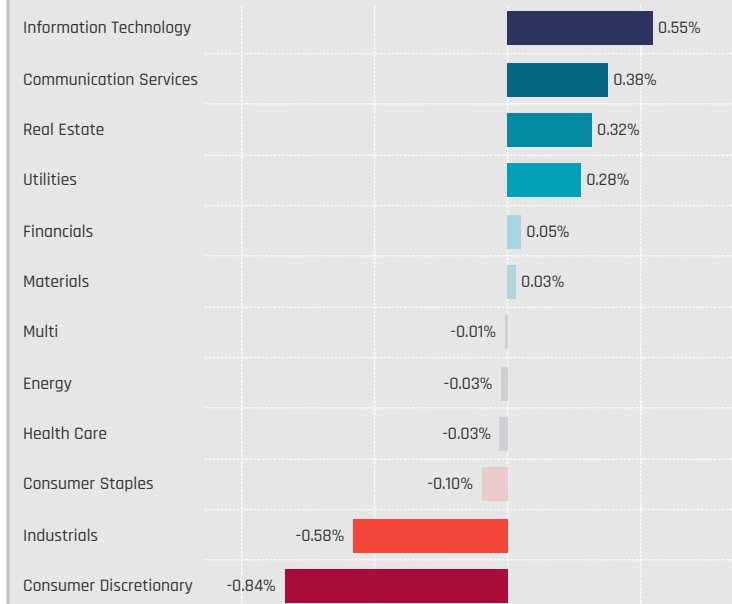
Sectors: Change in Funds Invested %
1/31/2023 - 7/31/2023



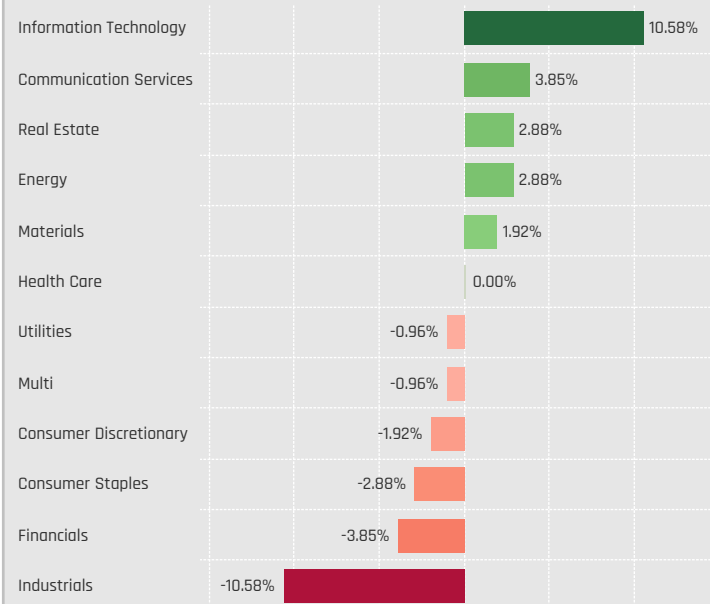
Sectors: Combined Fund Flows, \$
1/31/2023 - 7/31/2023



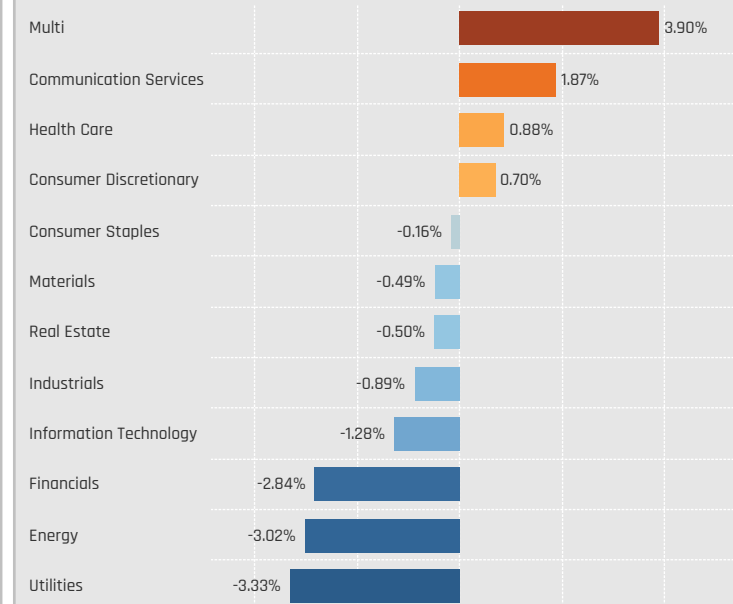
Sectors: Change in Average Weight vs AAXJ
1/31/2023 - 7/31/2023



Sectors: Change in Funds Overweight %
1/31/2023 - 7/31/2023



Sectors: Combined Fund Flows as Percentage of AUM
1/31/2023 - 7/31/2023



Sector Allocation Changes [Fund Level]

Defensive Sectors: Largest Changes in Fund Weight, %, 1/31/2023 - 7/31/2023

Fund Name	New or C.	Sector	Fund Weight, %	Weight Change, %
Fullerton Lux Funds - Asia Focus Equities	New	Health Care	3.83%	3.83%
Mirae Asset Glb. Discovery Fd. - ESG Asia Sector..		Health Care	9.50%	3.18%
HSBC GIF - Asia (ex-Japan) Equity		Health Care	11.47%	2.55%
GAM Multistock SICAV - Asia Focus Equity Fund		Health Care	6.74%	2.33%
T. Rowe Price Funds SICAV - Asian Opportunitie..		Consumer Staples	8.78%	2.21%
BlackRock Global Funds - Asian Dragon Fund		Health Care	3.19%	2.09%
Invesco Funds - Asia Opportunities Equity Fund		Consumer Staples	5.66%	2.04%
Prusik Asia Fund		Consumer Staples	16.20%	-2.33%
Comgest Growth Plc - Growth Asia (ex-Japan)		Consumer Staples	11.46%	-2.38%
SEB Fund 2 - Asia (ex-Japan) Fund		Consumer Staples	2.90%	-2.54%
Robeco Capital Gr. Fds. - Sustainable Asian Sta..		Health Care	4.56%	-2.76%
Mirae Asset Glb. Discovery Fd. - ESG Asia Growt..		Health Care	4.69%	-2.78%
Robeco Capital Gr. Fds. - Asian Stars Equities		Health Care	5.78%	-2.86%
Sydinvest Fjernosten		Health Care	1.26%	-3.19%

Defensive Sectors: Largest Fund Flows, \$, 1/31/2023 - 7/31/2023

Fund Name	New or Cl.	Sector	Fund AUM, \$	Fund Flows, \$
Fidelity Funds SICAV - Sustainable Asia Equity		Consumer Staples	\$210M	\$34.5M
Fidelity Funds SICAV - Sustainable Asia Equity		Health Care	\$70M	\$33.0M
BlackRock Global Funds - Asian Dragon Fund		Health Care	\$27M	\$17.6M
Schroder ISF - Asian Opportunities		Consumer Staples	\$178M	\$17.2M
Hermes Invt. Funds - Asia (ex-Japan) Equity Fu..		Consumer Staples	\$152M	\$13.1M
BL - Equities Asia		Consumer Staples	\$223M	\$12.7M
Hermes Invt. Funds - Asia (ex-Japan) Equity Fu..		Health Care	\$175M	\$12.6M
Fidelity Invt. Funds - Asia Fund		Consumer Staples	\$195M	(\$12.2M)
Mathews Pacific Tiger Fund		Consumer Staples	\$338M	(\$12.2M)
iShares Tr. - MSCI All Country Asia ex-Japan ETF		Consumer Staples	\$142M	(\$18.0M)
T Rowe Price New Asia Fund		Health Care	\$59M	(\$18.4M)
T Rowe Price New Asia Fund		Consumer Staples	\$126M	(\$23.8M)
Fidelity Invt. Funds - Asia Fund		Health Care	\$64M	(\$24.3M)
T Rowe Price New Asia Fund		Utilities	\$53M	(\$31.1M)

Cyclical Sectors: Largest Changes in Fund Weight, %, 1/31/2023 - 7/31/2023

Fund Name	New or C.	Sector	Fund Weight, %	Weight Change, %
GAM Multistock SICAV - Asia Focus Equity Fund		Financials	23.47%	9.90%
TT International Funds Plc - Asia (ex-Japan) Eq..		Financials	28.66%	9.25%
Mirae Asset Glb. Discovery Fd. - ESG Asia Sector..		Consumer Discretionary	18.42%	8.56%
Invesco Funds - Asia Opportunities Equity Fund		Financials	36.65%	7.30%
Fullerton Lux Funds - Asia Focus Equities		Materials	8.16%	4.74%
BNP Paribas Funds - Asia ex-Japan Equity		Consumer Discretionary	17.90%	4.57%
Lansforsakringar Asienfonden		Financials	24.83%	4.09%
GAM Multistock SICAV - Asia Focus Equity Fund	Close	Real Estate	0.00%	-5.96%
Mirae Asset Glb. Discovery Fd. - ESG Asia Sector..		Financials	17.23%	-6.44%
JKC Fund - La Francaise JKC Asia Equity		Financials	10.01%	-6.45%
AB FCP I - Asia (ex-Japan) Equity Portfolio		Consumer Discretionary	18.59%	-7.02%
LO Funds - Asia High Conviction		Consumer Discretionary	12.06%	-7.49%
Fullerton Lux Funds - Asia Focus Equities		Financials	12.96%	-7.95%
Goldman Sachs Funds III - Asia Equity Growth &..		Financials	14.70%	-11.20%

Cyclical Sectors: Largest Fund Flows, \$, 1/31/2023 - 7/31/2023

Fund Name	New or Cla..	Sector	Fund AUM, \$	Fund Flows, \$
Hermes Invt. Funds - Asia (ex-Japan) Equity Fu..		Consumer Discretionary	\$896M	\$128.2M
Schroder ISF - Asian Opportunities		Financials	\$1,465M	\$95.0M
Fidelity Funds SICAV - Sustainable Asia Equity		Consumer Discretionary	\$622M	\$83.9M
Schroder ISF - Asian Opportunities		Consumer Discretionary	\$1,307M	\$80.8M
Hermes Invt. Funds - Asia (ex-Japan) Equity Fu..		Financials	\$428M	\$58.6M
T Rowe Price New Asia Fund		Materials	\$160M	\$50.2M
T Rowe Price New Asia Fund		Financials	\$559M	\$42.1M
Baillie Gifford Overseas Growth Fund - Pacific F..		Materials	\$379M	(\$53.6M)
BlackRock Global Funds - Asian Growth Leaders..		Financials	\$134M	(\$54.5M)
JPMorgan Fund ICVC - Asia Growth Fund		Financials	\$193M	(\$55.8M)
BNP Paribas Funds - Asia ex-Japan Equity		Financials	\$74M	(\$56.9M)
iShares Tr. - MSCI All Country Asia ex-Japan ETF		Financials	\$589M	(\$66.6M)
FTIF SICAV - Asian Growth Fund		Materials	\$144M	(\$74.1M)
Fidelity Invt. Funds - Asia Fund		Financials	\$1,195M	(\$151.4M)

Sensitive Sectors: Largest Changes in Fund Weight, %, 1/31/2023 - 7/31/2023

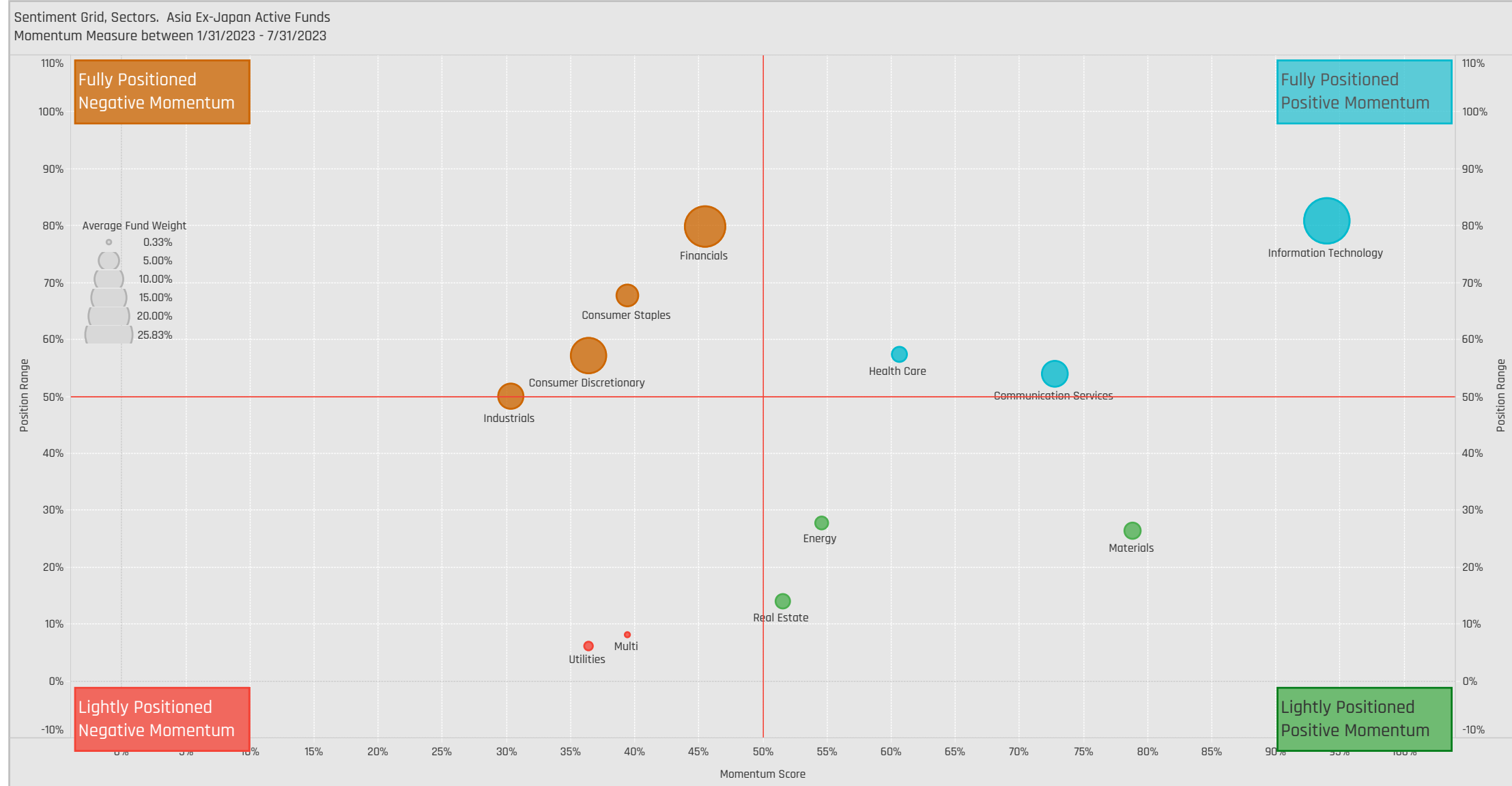
Fund Name	New or C.	Sector	Fund Weight, %	Weight Change, %
AB FCP I - Asia (ex-Japan) Equity Portfolio		Information Technology	32.61%	12.97%
Goldman Sachs Funds III - Asia Equity Growth &..		Information Technology	39.51%	12.45%
Robeco Capital Gr. Fds. - Sustainable Asian Sta..		Information Technology	28.96%	7.57%
Swedbank Robur Asienfond		Information Technology	30.76%	6.53%
Robeco Capital Gr. Fds. - Asian Stars Equities		Information Technology	24.81%	6.23%
BlackRock Asia Fund		Information Technology	27.49%	5.80%
JPMorgan Funds - Asia Growth Fund		Information Technology	29.44%	5.30%
BNP Paribas Funds - Asia ex-Japan Equity		Industrials	11.42%	-4.04%
T Rowe Price Asia Opportunities Fund		Industrials	6.39%	-4.14%
T. Rowe Price Funds SICAV - Asian Opportunitie..		Industrials	6.36%	-4.15%
T. Rowe Price Fds. OEIC - Asian Opportunities Eq..		Industrials	6.31%	-4.28%
JPMorgan (Taiwan) Asia Domestic Opportunitie..		Industrials	2.48%	-5.27%
Nomura Fds. Ireland Plc - Asia (ex-Japan) High ..		Industrials	4.57%	-6.02%
Invesco Funds - Asia Opportunities Equity Fund		Information Technology	18.13%	-8.99%

Sensitive Sectors: Largest Fund Flows, \$, 1/31/2023 - 7/31/2023

Fund Name	New or Cla..	Sector	Fund AUM, \$	Fund Flows, \$
Fidelity Funds SICAV - Sustainable Asia Equity		Communication Services	\$158M	\$137.9M
T Rowe Price New Asia Fund		Information Technology	\$877M	\$106.0M
Fidelity Funds SICAV - Sustainable Asia Equity		Industrials	\$320M	\$82.6M
Baillie Gifford Overseas Growth Fund - Pacific F..		Information Technology	\$721M	\$82.2M
AB FCP I - Asia (ex-Japan) Equity Portfolio		Information Technology	\$130M	\$51.9M
Schroder ISF - Asian Opportunities		Industrials	\$545M	\$48.4M
T Rowe Price New Asia Fund		Communication Services	\$233M	\$37.2M
Hermes Invt. Funds - Asia (ex-Japan) Equity Fu..		Communication Services	\$206M	(\$41.6M)
BNP Paribas Funds - Asia ex-Japan Equity		Industrials	\$41M	(\$43.0M)
Invesco Funds - Asia Opportunities Equity Fund		Information Technology	\$66M	(\$44.2M)
FTIF SICAV - Asian Growth Fund		Information Technology	\$548M	(\$45.2M)
BNP Paribas Funds - Asia ex-Japan Equity		Information Technology	\$78M	(\$52.6M)
iShares Tr. - MSCI All Country Asia ex-Japan ETF		Information Technology	\$701M	(\$81.8M)
Fidelity Invt. Funds - Asia Fund		Information Technology	\$1,025M	(\$90.3M)

Sector Sentiment Grid

We combine the latest Sector positioning, long-term positioning and short-term fund activity in the 'Sentiment Grid', below. The Y-Axis measures where today's ownership levels in each Sector sit relative to the long-term range. We calculate the Z-Score of today's average weight, funds invested % and funds O/W %, relative to all monthly observations in our fund history (going back to 7/31/2011). A figure close to 100% would indicate today's positioning is close to its maximum ever level, a figure close to zero, the lowest. The X-axis provides a measure of short-term fund activity, or 'Momentum', by looking at the changes in average weight, funds invested % and funds o/w % between 1/31/2023 and 7/31/2023, relative to each Sector. A figure above 50% means a Sector has seen relative increases in ownership, a figure below 50% indicates a relative decrease in positioning. The size of the bubble represents the average weight of each Sector.



Position Range: Average of:
Z-Score Average Weight vs history
Z-Score Funds Invested % vs history
Z-Score Funds O/W % vs history

Momentum Score: Average of:
Change in Average Weight (Percentile vs Peers)
Change in Funds Invested % (Percentile vs Peers)
Change in Funds O/W % (Percentile vs Peers)



Country / Sector Allocations

Country/Sector Allocations

Country Sectors: Average Fund Weights											
Country	Defensive			Cyclical				Sensitive			
	Consumer Staples	Health Care	Utilities	Consumer Discretionary	Financials	Materials	Real Estate	Information Technology	Communication Services	Energy	Industrials
China & HK	3.23%	1.71%	0.63%	11.37%	7.23%	1.04%	1.67%	1.93%	7.14%	0.41%	5.14%
Taiwan	0.19%	0.06%		0.41%	0.21%	0.04%		12.00%	0.00%	0.00%	0.77%
India	0.82%	0.55%	0.23%	1.27%	6.82%	0.51%	0.39%	1.25%	0.48%	1.24%	0.75%
South Korea	0.32%	0.15%	0.00%	0.95%	0.63%	1.22%		8.91%	0.17%	0.22%	0.54%
Singapore	0.07%	0.00%	0.04%	0.55%	1.60%	0.01%	0.20%	0.08%	0.26%	0.00%	0.27%
Indonesia	0.21%	0.07%		0.09%	2.72%	0.23%	0.04%	0.00%	0.21%	0.03%	0.16%
Thailand	0.69%	0.21%	0.02%	0.07%	0.28%	0.07%	0.12%	0.02%	0.02%	0.13%	0.20%
Philippines	0.12%		0.00%	0.22%	0.36%	0.00%	0.13%		0.02%	0.01%	0.04%
Vietnam	0.19%	0.00%	0.00%	0.23%	0.23%	0.07%	0.06%	0.21%		0.00%	0.02%
Malaysia	0.01%	0.02%	0.00%	0.05%	0.17%	0.02%	0.00%	0.08%	0.02%	0.00%	0.04%
Japan		0.02%		0.12%				0.01%	0.05%		0.03%
Australia						0.02%				0.03%	
United Kingdom					0.31%	0.03%		0.00%			
United States		0.05%		0.26%		0.05%		0.18%	0.00%		0.03%
Netherlands				0.02%				0.27%			0.01%

Country Sectors: Funds Invested %											
Country	Defensive			Cyclical				Sensitive			
	Consumer Staples	Health Care	Utilities	Consumer Discretionary	Financials	Materials	Real Estate	Information Technology	Communication Services	Energy	Industrials
China & HK	88.46%	78.85%	35.58%	100.00%	95.19%	61.54%	62.50%	77.88%	95.19%	18.27%	95.19%
Taiwan	12.50%	3.85%		26.92%	14.42%	5.77%		100.00%	1.92%	0.00%	40.38%
India	48.08%	25.96%	17.31%	58.65%	89.42%	33.65%	18.27%	70.19%	33.65%	41.35%	46.15%
South Korea	25.00%	12.50%	0.96%	50.00%	35.58%	53.85%		99.04%	19.23%	18.27%	26.92%
Singapore	6.73%	0.96%	2.88%	47.12%	64.42%	1.92%	18.27%	5.77%	13.46%	0.96%	18.27%
Indonesia	25.96%	3.85%		8.65%	83.65%	24.04%	4.81%	0.00%	18.27%	2.88%	15.38%
Thailand	32.69%	12.50%	2.88%	9.62%	20.19%	7.69%	10.58%	1.92%	3.85%	11.54%	14.42%
Philippines	12.50%		0.00%	15.38%	25.00%	0.96%	13.46%		5.77%	7.69%	5.77%
Vietnam	15.38%	0.96%	0.96%	10.58%	15.38%	3.85%	4.81%	9.62%		0.00%	2.88%
Malaysia	2.88%	0.96%	0.96%	4.81%	14.42%	2.88%	0.96%	6.73%	5.77%	1.92%	5.77%
Japan		0.96%		3.85%				0.96%	0.96%		0.96%
Australia						1.92%					0.96%
United Kingdom					16.35%	1.92%		0.96%			
United States		0.96%		18.27%		5.77%		7.69%	0.96%		2.88%
Netherlands				0.96%				9.62%			0.96%

Defensive Country/Sectors: Largest Fund Weights, %		
Fund Name	Country Sector	Weight
Morgan Stanley Instl. Fund - Asia Oppo..	China & HK Consumer Stapl..	11.83%
BL - Equities Asia	China & HK Consumer Stapl..	11.75%
Morgan Stanley Invnt. Fds. - Asia Opport..	China & HK Consumer Stapl..	11.16%
Prusik Asia Fund	China & HK Consumer Stapl..	9.95%
BL - Equities Asia	Thailand Consumer Staples	9.43%
Fidelity Asia Fund	China & HK Consumer Stapl..	9.40%
HSBC GIF - Asia (ex-Japan) Equity	India Health Care	8.29%
GS Funds - Asia Equity Portfolio	China & HK Consumer Stapl..	7.41%
Maple-Brown Abbott Funds Plc - Asia-E..	China & HK Consumer Stapl..	7.20%
PineBridge Global Funds - Asia (ex-Jap..	China & HK Consumer Stapl..	7.18%
iFAST-DWS Asia Premier Trust	China & HK Health Care	6.95%
BlackRock Global Funds - Asian Growth..	China & HK Consumer Stapl..	6.73%
UBS (CH) Equity Fund - Emerging Asia (..	China & HK Consumer Stapl..	6.71%
Nomura Fds. Ireland Plc - Asia (ex-Japa..	China & HK Consumer Stapl..	6.52%
UBS (Lux) Key Selection SICAV - Asian ..	China & HK Consumer Stapl..	6.24%

Cyclical Country/Sectors: Largest Fund Weights, %		
Fund Name	Country Sector	Weight
PineBridge Global Funds - Asia (ex-Jap..	China & HK Consumer Discre..	29.48%
E Fund Asia Selected Stock Fund	China & HK Consumer Discre..	24.15%
Morgan Stanley Invnt. Fds. - Asia Opport..	India Financials	23.66%
PineBridge Fund Series - Asian Fund	China & HK Consumer Discre..	23.15%
JKC Fund - La Francaise JKC Asia Equit..	China & HK Consumer Discre..	21.69%
Mirae Asset Glb. Discovery Fd. - ESG Asi..	China & HK Consumer Discre..	19.82%
Morgan Stanley Instl. Fund - Asia Oppo..	India Financials	19.46%
TT International Funds Plc - Asia (ex-Ja..	India Financials	18.44%
GAM Star Fund Plc - Asian Equity	China & HK Consumer Discre..	17.96%
Robeco Capital Gr. Fds. - Asian Stars E..	China & HK Consumer Discre..	17.35%
Mirae Asset Glb. Discovery Fd. - ESG Asi..	China & HK Consumer Discre..	16.74%
Comgest Growth Plc - Growth Asia (ex-..	China & HK Consumer Discre..	16.44%
CG Nouvelle Asie	China & HK Consumer Discre..	16.12%
Mirabaud - Equities Asia (ex-Japan)	China & HK Consumer Discre..	15.94%
SEB Asia (ex-Japan) Fund	China & HK Financials	15.92%

Sensitive Country/Sectors: Largest Fund Weights, %		
Fund Name	Country Sector	Weight
Goldman Sachs Funds III - Asia Equity ..	Taiwan Information Technol..	28.03%
UBS (Lux) Key Selection SICAV - Asian ..	Taiwan Information Technol..	20.69%
Mirabaud - Equities Asia (ex-Japan)	Taiwan Information Technol..	19.09%
LUX IM - Pictet Asian Equities	Taiwan Information Technol..	18.38%
Nomura Asset Asia Attractive Div. Equit..	Taiwan Information Technol..	18.03%
GemAsia	Taiwan Information Technol..	17.76%
Swedbank Robur Asienfond	Taiwan Information Technol..	17.28%
JPM Asset GIM Asian Equity Active Ope..	Taiwan Information Technol..	17.06%
SEB Asia (ex-Japan) Fund	Taiwan Information Technol..	16.79%
PineBridge Fund Series - Asian Fund	Taiwan Information Technol..	16.76%
SEB Fund 2 - Asia (ex-Japan) Fund	Taiwan Information Technol..	16.49%
Pictet - Asian Equities (ex-Japan)	Taiwan Information Technol..	16.47%
UBS (CH) Equity Fund - Asia (USD)	Taiwan Information Technol..	16.29%
Baring AM (Japan) Asia Future Growth ..	South Korea Information Te..	16.27%
UBS (CH) Equity Fund - Emerging Asia (..	Taiwan Information Technol..	16.22%

Country/Sector Allocations Relative to Benchmark

Country Sectors: Average Fund Weights vs AAXJ

Country	Defensive			Cyclical			Sensitive				
	Consumer Staples	Health Care	Utilities	Consumer Discretionary	Financials	Materials	Real Estate	Information Technology	Communication Services	Energy	Industrials
China & HK	1.09%	-0.10%	-0.68%	0.99%	-1.38%	-0.22%	-0.71%	-0.42%	0.61%	-0.60%	1.13%
Taiwan	-0.08%	0.01%		0.11%	-2.02%	-0.81%		0.84%	-0.34%	-0.04%	-0.12%
India	-0.62%	-0.31%	-0.39%	-0.48%	-1.51%	-1.01%	0.28%	-0.84%	0.03%	-0.63%	-0.43%
South Korea	0.05%	-0.47%	-0.06%	-0.38%	-0.56%	-0.24%		1.47%	0.05%	0.02%	-1.00%
Singapore	-0.01%	0.00%	0.04%	0.05%	-0.27%	0.01%	-0.36%	0.02%	-0.01%	0.00%	-0.25%
Indonesia	0.03%	0.03%		0.09%	1.47%	0.05%	0.04%	-0.10%	0.01%	-0.05%	-0.01%
Thailand	0.42%	0.00%	-0.18%	-0.08%	0.12%	-0.13%	0.02%	-0.22%	-0.15%	-0.26%	-0.01%
Philippines	0.05%		-0.06%	0.12%	0.17%	0.00%	-0.08%		-0.01%	0.01%	-0.02%
Vietnam	0.19%	0.00%	0.00%	0.23%	0.23%	0.07%	0.06%	0.21%		0.00%	0.02%
Malaysia	-0.21%	-0.04%	-0.08%	-0.03%	-0.45%	-0.04%	0.00%	0.05%	-0.12%	-0.08%	-0.16%
Japan		0.02%		0.12%				0.01%	0.05%		0.03%
Australia						0.02%				0.03%	
United Kingdom					0.31%	0.03%		0.00%			
United States		-0.02%		0.26%		0.05%		0.18%	0.00%		0.03%
Netherlands				0.02%				0.27%			0.01%

Country Sectors: Percentage of Funds Overweight the AAXJ

Country	Defensive			Cyclical			Sensitive				
	Consumer Staples	Health Care	Utilities	Consumer Discretionary	Financials	Materials	Real Estate	Information Technology	Communication Services	Energy	Industrials
China & HK	64.42%	37.50%	18.27%	62.50%	36.54%	26.92%	30.77%	30.77%	59.62%	13.46%	58.65%
Taiwan	11.54%	3.85%		24.04%	2.88%	0.96%		67.31%	0.00%	0.00%	34.62%
India	21.15%	18.27%	14.42%	35.58%	76.92%	12.50%	18.27%	22.12%	28.85%	34.62%	33.65%
South Korea	22.12%	6.73%	0.96%	25.00%	15.38%	36.54%		68.27%	19.23%	16.35%	13.46%
Singapore	6.73%	0.96%	2.88%	35.58%	42.31%	1.92%	14.42%	5.77%	12.50%	0.96%	16.35%
Indonesia	23.08%	3.85%		8.65%	76.00%	23.08%	4.81%	0.00%	18.27%	2.88%	13.46%
Thailand	30.77%	12.50%	1.92%	7.69%	20.19%	7.69%	10.58%	1.92%	3.85%	9.62%	14.42%
Philippines	12.50%		0.00%	15.38%	24.04%	0.96%	12.50%		5.77%	7.69%	5.77%
Vietnam	15.38%	0.96%	0.96%	10.58%	15.38%	3.85%	4.81%	9.62%		0.00%	2.88%
Malaysia	2.88%	0.96%	0.96%	4.81%	10.58%	2.88%	0.96%	6.73%	4.81%	1.92%	4.81%
Japan		0.96%		3.85%				0.96%	0.96%		0.96%
Australia						1.92%					0.96%
United Kingdom					16.35%	1.92%		0.96%			
United States		0.96%		18.27%		5.77%		7.69%	0.96%		2.88%
Netherlands				0.96%				9.62%			0.96%

Defensive Country/Sectors: Largest Over/Underweights, %

Fund Name	Country Sector	Weight
Morgan Stanley Instl. Fund - Asi..	China & HK Consumer Staples	9.68%
BL - Equities Asia	China & HK Consumer Staples	9.61%
BL - Equities Asia	Thailand Consumer Staples	9.16%
Morgan Stanley Invnt. Fds. - Asia ..	China & HK Consumer Staples	9.01%
Prusik Asia Fund	China & HK Consumer Staples	7.81%
HSBC GIF - Asia (ex-Japan) Equi..	India Health Care	7.43%
Fidelity Asia Fund	China & HK Consumer Staples	7.26%
E Fund Asia Selected Stock Fund	United States Health Care	5.33%
Matthews Asia Funds - Asia (ex-..	China & HK Consumer Staples	-2.14%
JKC Fund - La Francaise JKC Asi..	China & HK Consumer Staples	-2.14%
GAM Star Fund Plc - Asian Equity	China & HK Consumer Staples	-2.14%
GAM Multistock SICAV - Asia Foc..	China & HK Consumer Staples	-2.14%
Eastspring Investments - Asian ..	China & HK Consumer Staples	-2.14%
E Fund Asia Selected Stock Fund	China & HK Consumer Staples	-2.14%
Baillie Gifford Overseas Growth ..	China & HK Consumer Staples	-2.14%
AB FCP I - Asia (ex-Japan) Equit..	China & HK Consumer Staples	-2.14%

Cyclical Country/Sectors: Largest Over/Underweights, %

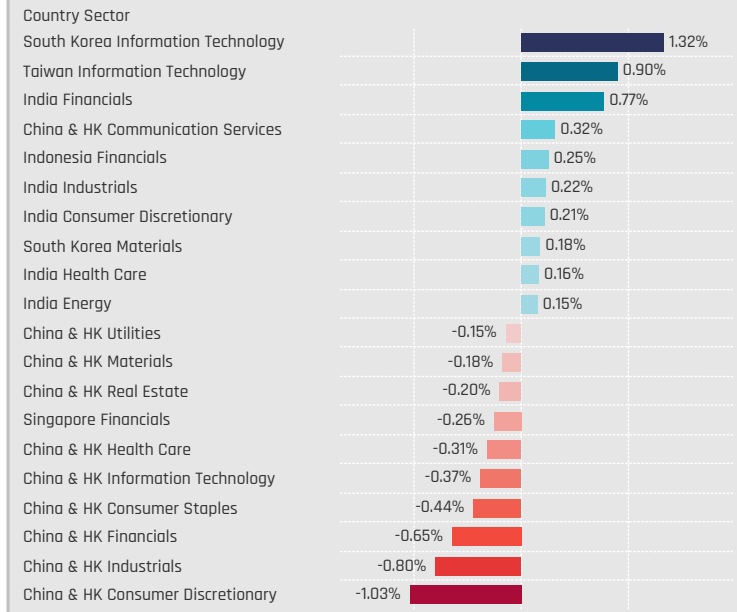
Fund Name	Country Sector	Weight
Morgan Stanley Invnt. Fds. - Asia O..	India Financials	
PineBridge Global Funds - Asia (e..	China & HK Consumer Discretionar..	19.10%
Morgan Stanley Instl. Fund - Asia ..	India Financials	15.14%
TT International Funds Plc - Asia (..	India Financials	14.12%
E Fund Asia Selected Stock Fund	China & HK Consumer Discretionar..	13.78%
PineBridge Fund Series - Asian Fu..	China & HK Consumer Discretionar..	12.77%
JKC Fund - La Francaise JKC Asia..	China & HK Consumer Discretionar..	11.32%
Morgan Stanley Invnt. Fds. - Sustai..	India Financials	10.41%
Mirae Asset Glb. Discovery Fd. - E..	China & HK Financials	-7.35%
PineBridge Fund Series - Asian Fu..	China & HK Financials	-8.01%
Nomura Asset Asia Attractive Div...	China & HK Consumer Discretionar..	-8.21%
Mirae Asset Glb. Discovery Fd. - E..	China & HK Financials	-8.44%
TT International Funds Plc - Asia (..	China & HK Financials	-8.62%
PineBridge Global Funds - Asia (e..	China & HK Financials	-8.62%
Matthews Asia Funds - Asia (ex-J..	China & HK Financials	-8.62%
Maple-Brown Abbott Funds Plc - ..	China & HK Financials	-8.62%

Sensitive Country/Sectors: Largest Over/Underweights, %

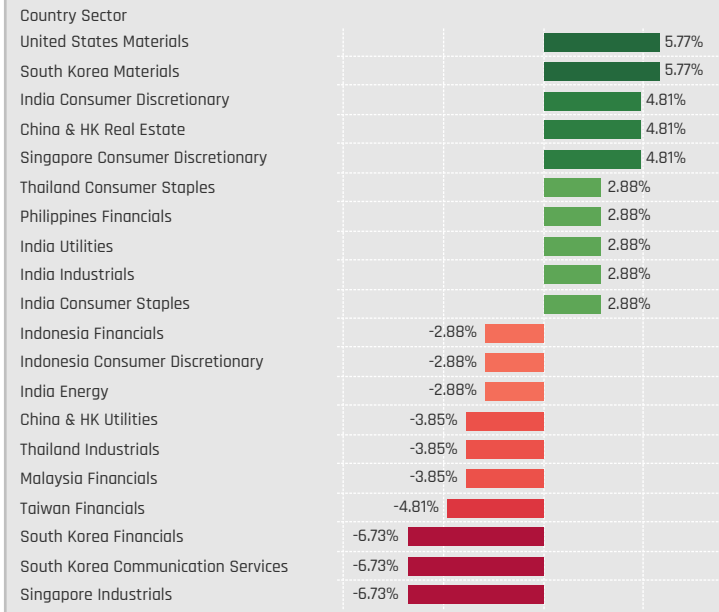
Fund Name	Country Sector	Weight
Goldman Sachs Funds III - Asia Eq..	Taiwan Information Technology	
JKC Fund - La Francaise JKC Asia ..	China & HK Industrials	11.32%
Value Partners High Dividend Stoc..	China & HK Industrials	9.65%
Baring AM (Japan) Asia Future Gro..	China & HK Industrials	9.30%
Baring AM (Japan) Asia Future Gro..	South Korea Information Technolo..	8.83%
UBS (Lux) Key Selection SICAV - A..	Taiwan Information Technology	8.65%
Maple-Brown Abbott Funds Plc - A..	China & HK Communication Servic..	8.34%
Nordea Asian Stars Fund	South Korea Information Technolo..	8.23%
Maple-Brown Abbott Funds Plc - A..	South Korea Information Technolo..	-4.87%
PineBridge Fund Series - Asian Fu..	China & HK Communication Servic..	-4.91%
Prusik Asia Fund	Taiwan Information Technology	-4.97%
E Fund Asia Selected Stock Fund	Taiwan Information Technology	-6.55%
Maple-Brown Abbott Funds Plc - A..	Taiwan Information Technology	-6.78%
Mirae Asset Glb. Discovery Fd. - ES..	Taiwan Information Technology	-7.56%
Morgan Stanley Instl. Fund - Asia ..	Taiwan Information Technology	-7.72%
Morgan Stanley Invnt. Fds. - Asia O..	Taiwan Information Technology	-7.96%

Country/Sector Allocation Changes [Aggregate]

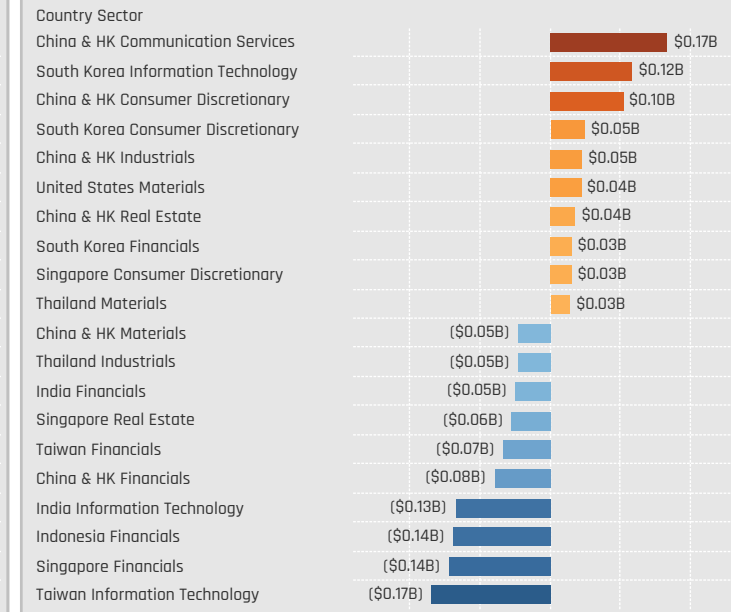
Country/Sectors: Change in Average Weight
1/31/2023 - 7/31/2023



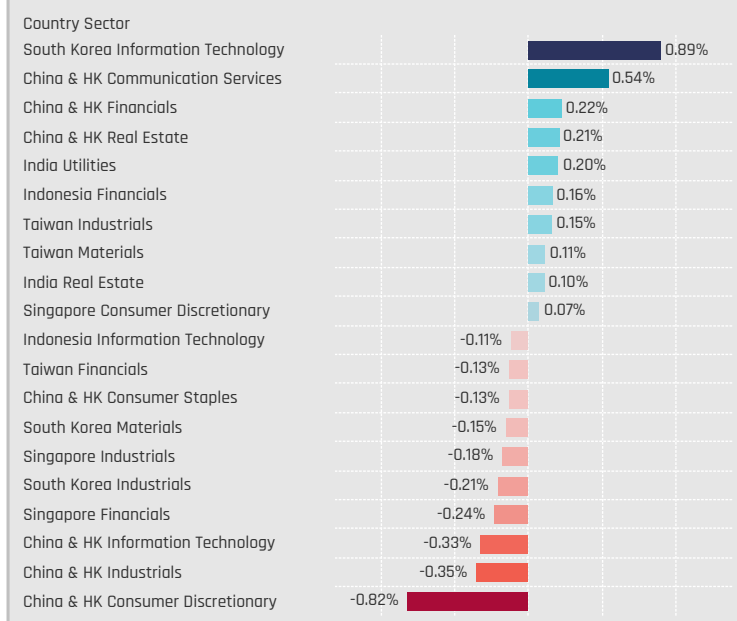
Country/Sectors: Change in Funds Invested %
1/31/2023 - 7/31/2023



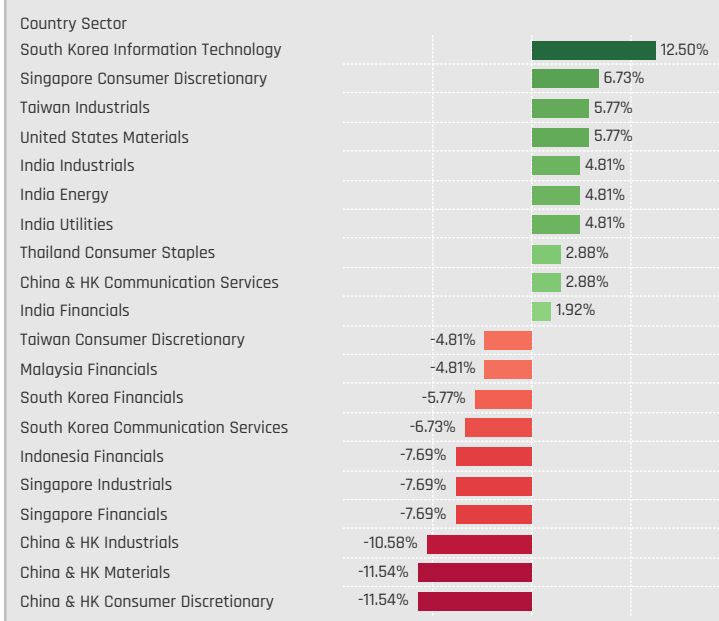
Country/Sectors: Combined Fund Flows, \$
1/31/2023 - 7/31/2023



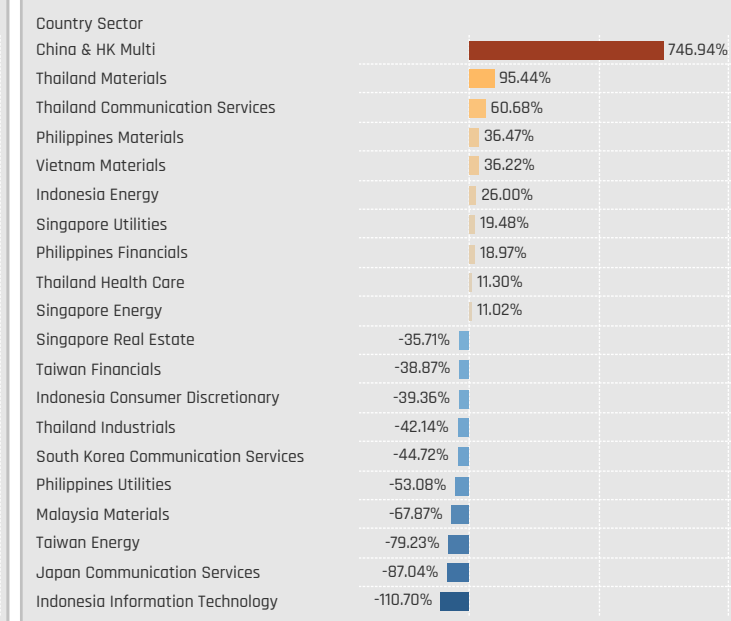
Country/Sectors: Change in Average Weight vs AAXJ
1/31/2023 - 7/31/2023



Country/Sectors: Change in Funds Overweight %
1/31/2023 - 7/31/2023



Country/Sectors: Combined Fund Flows as Percentage of AUM
1/31/2023 - 7/31/2023



Country/Sector Allocation Changes [Fund Level]

Defensive Country/Sectors: Largest Changes in Fund Weight, %, 1/31/2023 - 7/31/2023

Fund Name	New or C.	Country Sector	Fund Weight, %	Weight Change, %
HSBC GIF - Asia (ex-Japan) Equity		India Health Care	8.29%	4.06%
Fullerton Lux Funds - Asia Focus Equities	New	China & HK Health Care	3.83%	3.83%
Eastspring Investments - Asian Multi Factor Eq.		India Health Care	3.04%	2.44%
Goldman Sachs Funds III - Asia Equity Growth &		India Health Care	4.40%	1.74%
SEB Asia (ex-Japan) Fund	New	India Utilities	1.70%	1.70%
Natixis Intl. Fds. (Lux) I - Natixis Asia Equity Fund		India Consumer Staples	2.56%	1.61%
Mirae Asset Glob. Discovery Fd. - ESG Asia Sector..		Thailand Health Care	2.72%	1.57%
CG Nouvelle Asie		South Korea Consumer Staples	4.26%	-2.31%
Comgest Growth Plc - Growth Asia (ex-Japan)		South Korea Consumer Staples	4.32%	-2.37%
Syinvest Fjernosten		China & HK Health Care	0.91%	-2.46%
Mirae Asset Glob. Discovery Fd. - ESG Asia Sector..		China & HK Consumer Staples	2.07%	-2.52%
SEB Asia (ex-Japan) Fund		China & HK Consumer Staples	1.51%	-2.93%
SEB Fund 2 - Asia (ex-Japan) Fund		China & HK Consumer Staples	1.47%	-3.03%
Mirae Asset Glob. Discovery Fd. - ESG Asia Growt..		China & HK Health Care	3.99%	-3.48%

Defensive Country/Sectors: Largest Fund Flows, \$, 1/31/2023 - 7/31/2023

Fund Name	New or Cl.	Country Sector	Fund AUM, \$	Fund Flows, \$
Fidelity Funds SICAV - Sustainable Asia Equity		China & HK Health Care	\$70M	\$33.0M
Fidelity Funds SICAV - Sustainable Asia Equity		Thailand Consumer Staples	\$149M	\$23.2M
Schroder ISF - Asian Opportunities		China & HK Consumer Staples	\$178M	\$17.2M
Hermes Invt. Funds - Asia (ex-Japan) Equity Fu..		China & HK Consumer Staples	\$122M	\$15.9M
BL - Equities Asia		Thailand Consumer Staples	\$56M	\$12.6M
Hermes Invt. Funds - Asia (ex-Japan) Equity Fu..		China & HK Health Care	\$175M	\$12.6M
Fidelity Funds SICAV - Sustainable Asia Equity		China & HK Consumer Staples	\$62M	\$11.4M
Fidelity Invt. Funds - Asia Fund		China & HK Consumer Staples	\$129M	(\$11.8M)
Mathews Pacific Tiger Fund		Taiwan Consumer Staples	\$27M	(\$12.2M)
T Rowe Price New Asia Fund	Close	Indonesia Consumer Staples		(\$16.7M)
T Rowe Price New Asia Fund		China & HK Health Care	\$59M	(\$18.4M)
T Rowe Price New Asia Fund		Thailand Consumer Staples	\$14M	(\$20.7M)
Fidelity Invt. Funds - Asia Fund		China & HK Health Care	\$64M	(\$24.3M)
T Rowe Price New Asia Fund		China & HK Utilities	\$14M	(\$26.7M)

Cyclical Country/Sectors: Largest Changes in Fund Weight, %, 1/31/2023 - 7/31/2023

Fund Name	New or C.	Country Sector	Fund Weight, %	Weight Change, %
Mirae Asset Glob. Discovery Fd. - ESG Asia Growt..		China & HK Consumer Discretionary	16.74%	9.47%
TT International Funds Plc - Asia (ex-Japan) Eq.		India Financials	18.44%	7.96%
GAM Multistock SICAV - Asia Focus Equity Fund		China & HK Financials	12.77%	5.66%
Nomura Fds. Ireland Plc - Asia (ex-Japan) High ..	New	South Korea Materials	4.63%	4.63%
Lansforsakringar Asienfonden		India Financials	8.96%	3.93%
Invesco Funds - Asia Opportunities Equity Fund		India Financials	10.20%	3.69%
Morgan Stanley Invt. Fds. - Asia Opportunity Fu..		India Financials	23.66%	3.30%
Swedbank Robur Asienfond		China & HK Financials	6.77%	-5.15%
Invesco Funds - Asia Opportunities Equity Fund		China & HK Consumer Discretionary	11.10%	-5.26%
Carnegie Asia		China & HK Consumer Discretionary	11.45%	-5.64%
Syinvest Fjernosten		China & HK Consumer Discretionary	10.05%	-5.76%
AB FCP I - Asia (ex-Japan) Equity Portfolio		China & HK Consumer Discretionary	12.61%	-5.77%
Natixis Intl. Fds. (Lux) I - Natixis Asia Equity Fund		China & HK Consumer Discretionary	10.49%	-7.22%
LO Funds - Asia High Conviction		China & HK Consumer Discretionary	10.92%	-7.28%

Cyclical Country/Sectors: Largest Fund Flows, \$, 1/31/2023 - 7/31/2023

Fund Name	New or Cl.	Country Sector	Fund AUM, \$	Fund Flows, \$
Hermes Invt. Funds - Asia (ex-Japan) Equity Fu..		China & HK Consumer Discretionary	\$458M	\$199.7M
Schroder ISF - Asian Opportunities		China & HK Consumer Discretionary	\$1,056M	\$94.5M
Fidelity Funds SICAV - Sustainable Asia Equity		China & HK Consumer Discretionary	\$432M	\$72.5M
Schroder ISF - Asian Opportunities		China & HK Financials	\$529M	\$58.8M
Hermes Invt. Funds - Asia (ex-Japan) Equity Fu..		South Korea Financials	\$288M	\$42.2M
Fidelity Invt. Funds - Asia Fund		China & HK Consumer Discretionary	\$573M	\$39.1M
T Rowe Price New Asia Fund		India Financials	\$260M	\$37.3M
Fidelity Invt. Funds - Asia Fund	Close	Taiwan Financials		(\$35.2M)
Fidelity Asia Fund		China & HK Consumer Discretionary	\$38M	(\$36.5M)
T Rowe Price New Asia Fund		China & HK Consumer Discretionary	\$267M	(\$37.5M)
Fidelity Funds SICAV - Sustainable Asia Equity		Indonesia Financials	\$44M	(\$38.0M)
Mathews Pacific Tiger Fund		China & HK Consumer Discretionary	\$419M	(\$46.9M)
LO Funds - Asia High Conviction		China & HK Consumer Discretionary	\$57M	(\$47.7M)
Fidelity Invt. Funds - Asia Fund		China & HK Financials	\$382M	(\$56.4M)

Sensitive Country/Sectors: Largest Changes in Fund Weight, %, 1/31/2023 - 7/31/2023

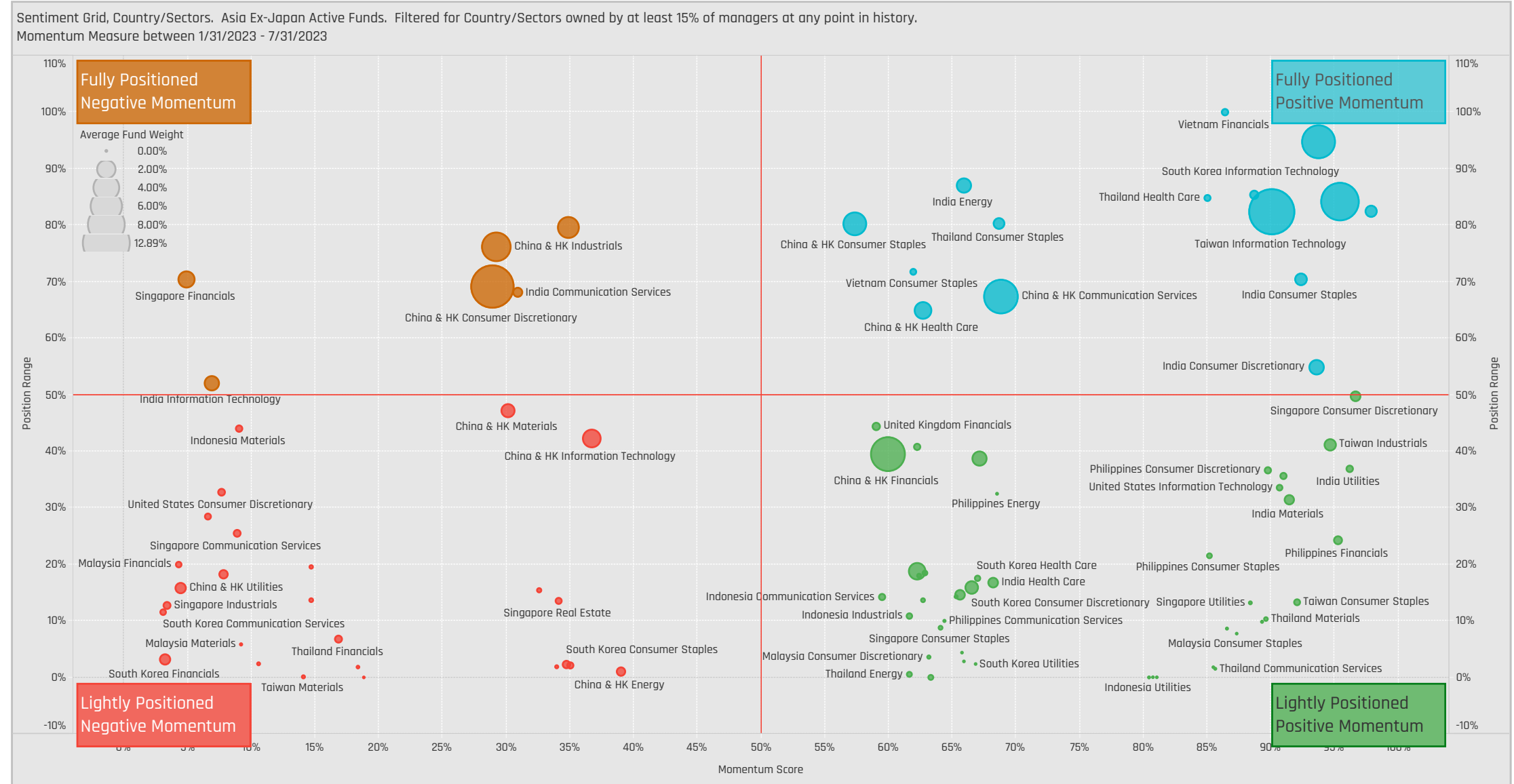
Fund Name	New or C.	Country Sector	Fund Weight, %	Weight Change, %
Goldman Sachs Funds III - Asia Equity Growth &		Taiwan Information Technology	28.03%	
AB FCP I - Asia (ex-Japan) Equity Portfolio		South Korea Information Technology	11.22%	6.91%
Fullerton Lux Funds - Asia Focus Equities		China & HK Communication Services	13.28%	6.32%
Fidelity Asia Fund		South Korea Information Technology	11.04%	5.46%
Swedbank Robur Asienfond		South Korea Information Technology	10.77%	4.65%
Carnegie Asia	New	India Industrials	4.36%	4.36%
AB FCP I - Asia (ex-Japan) Equity Portfolio		Taiwan Information Technology	15.91%	4.32%
Mirae Asset Glob. Discovery Fd. - ESG Asia Growt..		China & HK Information Technology	9.63%	-4.07%
Fullerton Lux Funds - Asia Focus Equities		China & HK Industrials	2.85%	-4.22%
BNP Paribas Funds - Asia ex-Japan Equity		China & HK Industrials	3.26%	-4.34%
Invesco Funds - Asia Opportunities Equity Fund		Taiwan Information Technology	12.85%	-4.34%
Skandia Asia		China & HK Industrials	8.33%	-4.36%
GAM Multistock SICAV - Asia Focus Equity Fund		China & HK Information Technology	4.57%	-4.51%
Fullerton Lux Funds - Asia Focus Equities	Close	Singapore Communication Services	0.00%	-7.02%

Sensitive Country/Sectors: Largest Fund Flows, \$, 1/31/2023 - 7/31/2023

Fund Name	New or Cl.	Country Sector	Fund AUM, \$	Fund Flows, \$
Fidelity Funds SICAV - Sustainable Asia Equity		China & HK Communication Services	\$158M	\$137.9M
Fidelity Funds SICAV - Sustainable Asia Equity		Taiwan Information Technology	\$519M	\$86.0M
Fidelity Funds SICAV - Sustainable Asia Equity		China & HK Industrials	\$241M	\$82.0M
T Rowe Price New Asia Fund		South Korea Information Technology	\$265M	\$63.3M
Baillie Gifford Overseas Growth Fund - Pacific F..		South Korea Information Technology	\$316M	\$62.2M
Hermes Invt. Funds - Asia (ex-Japan) Equity Fu..		South Korea Information Technology	\$294M	\$58.0M
Schroder ISF - Asian Opportunities		China & HK Industrials	\$545M	\$48.4M
Fidelity Funds SICAV - Asian Equity Fund		South Korea Information Technology	\$111M	(\$27.9M)
Fidelity Invt. Funds - Asia Fund		India Information Technology	\$60M	(\$32.4M)
Hermes Invt. Funds - Asia (ex-Japan) Equity Fu..		China & HK Communication Services	\$206M	(\$33.2M)
iShares Tr. - MSCI All Country Asia ex-Japan ETF		Taiwan Information Technology	\$347M	(\$42.6M)
Fidelity Invt. Funds - Asia Fund		Taiwan Information Technology	\$467M	(\$48.0M)
Fidelity Funds SICAV - Sustainable Asia Equity		South Korea Information Technology	\$405M	(\$57.0M)
Hermes Invt. Funds - Asia (ex-Japan) Equity Fu..		Taiwan Information Technology	\$298M	(\$83.2M)

Country/Sector Sentiment Grid

We combine the latest country/sector positioning, long-term positioning and short-term fund activity in the 'Sentiment Grid', below. The Y-Axis measures where today's ownership levels in each country/sector sit relative to the long-term range. We calculate the Z-Score of today's average weight, funds invested % and funds O/W %, relative to all monthly observations in our fund history (going back to 7/31/2011). A figure close to 100% would indicate today's positioning is close to its maximum ever level, a figure close to zero, the lowest. The X-axis provides a measure of short-term fund activity, or 'Momentum', by looking at the changes in average weight, funds invested % and funds o/w % between 1/31/2023 and 7/31/2023, relative to each country/sector. A figure above 50% means a country/sector has seen relative increases in ownership, a figure below 50% indicates a relative decrease in positioning. The size of the bubble represents the average weight of each country/sector.



Position Range: Average of:
 Z-Score Average Weight vs history
 Z-Score Funds Invested % vs history
 Z-Score Funds O/W % vs history

Momentum Score: Average of:
 Change in Average Weight (Percentile vs Peers)
 Change in Funds Invested % (Percentile vs Peers)
 Change in Funds O/W % (Percentile vs Peers)

Stock Allocations

Stock Holdings Snapshot

Aggregate Stock Holdings Data, Ranked by Most Widely Held.

Ticker	Stock Name	Funds Invested %	Average Weight	Vs Benchmark	Fund AUM, \$
2330-TW	Taiwan Semiconductor Manufacturing Co., L.	97.12%	8.15%	0.96%	\$5,305.68M
700-HK	Tencent Holdings Ltd.	88.46%	4.89%	0.28%	\$3,100.49M
005930-KR	Samsung Electronics Co., Ltd.	84.62%	5.46%	1.23%	\$3,985.59M
9988-HK	Alibaba Group Holding Ltd.	83.65%	3.56%	0.20%	\$2,371.26M
1299-HK	AIA Group Limited	76.92%	2.82%	0.94%	\$2,233.47M
3690-HK	Meituan Class B	70.19%	1.59%	0.06%	\$1,386.14M
500180-IN	HDFC Bank Limited	60.58%	1.89%	0.98%	\$1,854.30M
9618-HK	JD.com, Inc. Class A	54.81%	0.92%	0.13%	\$828.47M
388-HK	Hong Kong Exchanges & Clearing Ltd.	53.85%	1.02%	0.17%	\$832.74M
2454-TW	MediaTek Inc	52.88%	0.74%	0.19%	\$628.04M
000660-KR	SK hynix Inc.	52.88%	1.43%	0.57%	\$607.28M
532174-IN	ICICI Bank Limited	51.92%	1.78%	0.76%	\$1,779.48M
BBCA-ID	PT Bank Central Asia Tbk	50.96%	1.16%	0.62%	\$661.29M
SE-US	Sea Ltd. (Singapore) Sponsored ADR Class A	45.19%	0.52%	0.12%	\$395.51M
500209-IN	Infosys Limited	44.23%	0.65%	-0.24%	\$463.29M
3968-HK	China Merchants Bank Co., Ltd. Class H	44.23%	0.74%	0.44%	\$386.43M
005-SG	DBS Group Holdings Ltd	43.27%	1.05%	0.30%	\$439.21M
600519-CN	Kweichow Moutai Co., Ltd. Class A	41.35%	1.01%	0.66%	\$747.94M
2318-HK	Ping An Insurance (Group) Company of Chin..	40.38%	0.84%	0.10%	\$403.51M
669-HK	Techtronic Industries Co., Ltd.	39.42%	0.49%	0.25%	\$499.51M
BBRI-ID	PT Bank Rakyat Indonesia (Persero) Tbk Clas..	38.46%	0.87%	0.46%	\$414.91M
500325-IN	Reliance Industries Limited	38.46%	1.13%	-0.39%	\$441.92M
YUMC-US	Yum China Holdings, Inc.	35.58%	0.74%	0.32%	\$542.81M
051910-KR	LG Chem Ltd.	35.58%	0.67%	0.27%	\$451.06M
9961-HK	Trip Com Group Ltd	33.65%	0.70%	0.34%	\$733.03M

Aggregate Stock Holdings Data, Largest Overweight Holdings

Ticker	Stock Name	Vs Benchmark	Average Weight	Funds Invested %	Fund AUM, \$
005930-KR	Samsung Electronics Co., Ltd.	1.23%	5.46%	84.62%	\$3,985.59M
500180-IN	HDFC Bank Limited	0.98%	1.89%	60.58%	\$1,854.30M
2330-TW	Taiwan Semiconductor Manufacturing Co., L.	0.96%	8.15%	97.12%	\$5,305.68M
1299-HK	AIA Group Limited	0.94%	2.82%	76.92%	\$2,233.47M
532174-IN	ICICI Bank Limited	0.76%	1.78%	51.92%	\$1,779.48M
600519-CN	Kweichow Moutai Co., Ltd. Class A	0.66%	1.01%	41.35%	\$747.94M
BBCA-ID	PT Bank Central Asia Tbk	0.62%	1.16%	50.96%	\$661.29M
500010-IN	Housing Development Finance Corporation L.	0.62%	0.62%	24.04%	\$391.86M
000660-KR	SK hynix Inc.	0.57%	1.43%	52.88%	\$607.28M
BBRI-ID	PT Bank Rakyat Indonesia (Persero) Tbk Clas..	0.46%	0.87%	38.46%	\$414.91M

Aggregate Stock Holdings Data, Largest Underweight Holdings

Ticker	Stock Name	Vs Benchmark	Average Weight	Funds Invested %	Fund AUM, \$
939-HK	China Construction Bank Corporation Class H	-0.54%	0.37%	18.27%	\$144.00M
3988-HK	Bank of China Limited Class H	-0.40%	0.08%	4.81%	\$42.44M
1810-HK	Xiaomi Corp. Class B	-0.39%	0.00%	0.96%	\$14.03M
005490-KR	POSCO Holdings Inc.	-0.39%	0.20%	6.73%	\$136.76M
500325-IN	Reliance Industries Limited	-0.39%	1.13%	38.46%	\$441.92M
1398-HK	Industrial and Commercial Bank of China Li..	-0.35%	0.09%	5.77%	\$38.45M
039-SG	Oversea-Chinese Banking Corporation Limit..	-0.35%	0.20%	11.54%	\$284.55M
532540-IN	Tata Consultancy Services Limited	-0.32%	0.29%	16.35%	\$173.76M
2317-TW	Hon Hai Precision Industry Co., Ltd.	-0.31%	0.39%	19.23%	\$131.13M
9866-HK	NIO Inc. Class A	-0.27%	0.08%	6.73%	\$15.07M

Top Stock Holdings, %

Fund Name	Ticker	Stock Name	Weight %
GemAsia	2330-TW	Taiwan Semiconductor Manufacturing Co., Lt.	16.37%
T Rowe Price Asia Opportunities Fund	2330-TW	Taiwan Semiconductor Manufacturing Co., Lt.	11.79%
T Rowe Price New Asia Fund	2330-TW	Taiwan Semiconductor Manufacturing Co., Lt.	11.23%
Goldman Sachs Funds III - Asia Equity Growth & Income	2382-TW	Quanta Computer Inc.	11.21%
Baring AM (Japan) Asia Future Growth Equity Mother Fund	005930-KR	Samsung Electronics Co., Ltd.	10.75%
Nordea Asian Stars Fund	005930-KR	Samsung Electronics Co., Ltd.	10.65%
LUX IM - Pictet Asian Equities	2330-TW	Taiwan Semiconductor Manufacturing Co., Lt.	10.46%
Meiji Yasuda Asset Meiji Yasuda Asia Equity Mother Fund	2330-TW	Taiwan Semiconductor Manufacturing Co., Lt.	10.44%
UBS (Lux) Key Selection SICAV - Asian Equities USD	2330-TW	Taiwan Semiconductor Manufacturing Co., Lt.	10.29%
Allianz Global Investors Fund - Emerging Asia Equity	2330-TW	Taiwan Semiconductor Manufacturing Co., Lt.	10.24%
JPM Asset GIM Asian Equity Active Open Mother Fund (Inst.)	2330-TW	Taiwan Semiconductor Manufacturing Co., Lt.	10.14%
Allianz Intl. Inv. Fds. - Total Return Asian Equity Fund	005930-KR	Samsung Electronics Co., Ltd.	10.10%
Allianz Global Investors Fund - Total Return Asian Equity	005930-KR	Samsung Electronics Co., Ltd.	10.09%
Nordea Asian Stars Fund	2330-TW	Taiwan Semiconductor Manufacturing Co., Lt.	10.06%
Allianz Global Investors Choice Fund - Asian	005930-KR	Samsung Electronics Co., Ltd.	10.00%
FTIF SICAV - Asian Growth Fund	2330-TW	Taiwan Semiconductor Manufacturing Co., Lt.	9.96%
HSBC GIF - Asia (ex-Japan) Equity	2330-TW	Taiwan Semiconductor Manufacturing Co., Lt.	9.92%
Baring AM (Japan) Asia Future Growth Equity Mother Fund	2330-TW	Taiwan Semiconductor Manufacturing Co., Lt.	9.89%
UBS (CH) Equity Fund - Emerging Asia (USD)	2330-TW	Taiwan Semiconductor Manufacturing Co., Lt.	9.86%
Morgan Stanley Inv. Fds. - Asia Opportunity Fund	500180-IN	HDFC Bank Limited	9.84%
E Fund Asia Selected Stock Fund	700-HK	Tencent Holdings Ltd.	9.79%
Wellington Mgmt. Fds. (LU) - Asian Opportunities Fund	2330-TW	Taiwan Semiconductor Manufacturing Co., Lt.	9.78%
Fullerton Lux Funds - Asia Focus Equities	2330-TW	Taiwan Semiconductor Manufacturing Co., Lt.	9.77%
Fidelity Funds SICAV - Asian Equity Fund	005930-KR	Samsung Electronics Co., Ltd.	9.72%
AIA Investment Funds - Asia (EX Japan) Equity Fund	2330-TW	Taiwan Semiconductor Manufacturing Co., Lt.	9.72%

Top Stock Holdings, \$

Fund Name	Ticker	Stock Name	Value \$
Schroder ISF - Asian Opportunities	2330-TW	Taiwan Semiconductor Manufacturing Co., Lt.	\$656M
Schroder ISF - Asian Opportunities	005930-KR	Samsung Electronics Co., Ltd.	\$500M
Morgan Stanley Inv. Fds. - Asia Opportunity Fund	500180-IN	HDFC Bank Limited	\$495M
Morgan Stanley Inv. Fds. - Asia Opportunity Fund	532174-IN	ICICI Bank Limited	\$440M
Fidelity Funds SICAV - Sustainable Asia Equity	005930-KR	Samsung Electronics Co., Ltd.	\$376M
Fidelity Funds SICAV - Sustainable Asia Equity	2330-TW	Taiwan Semiconductor Manufacturing Co., Lt.	\$364M
Morgan Stanley Inv. Fds. - Asia Opportunity Fund	9961-HK	Trip Com Group Ltd	\$354M
Fidelity Inv. Funds - Asia Fund	2330-TW	Taiwan Semiconductor Manufacturing Co., Lt.	\$353M
Schroder ISF - Asian Opportunities	700-HK	Tencent Holdings Ltd.	\$345M
T Rowe Price New Asia Fund	2330-TW	Taiwan Semiconductor Manufacturing Co., Lt.	\$313M
Fidelity Inv. Funds - Asia Fund	005930-KR	Samsung Electronics Co., Ltd.	\$297M
Schroder ISF - Asian Opportunities	1299-HK	AIA Group Limited	\$283M
Schroder ISF - Asian Opportunities	9988-HK	Alibaba Group Holding Ltd.	\$281M
Fidelity Funds SICAV - Sustainable Asia Equity	1299-HK	AIA Group Limited	\$281M
Schroder ISF - Asian Opportunities	PHIWRT.F-LU	Schroder International Selection Fund SICAV ..	\$272M
Schroder ISF - Asian Opportunities	SKQW5Y.F-LU	Schroder International Selection Fund SICAV ..	\$266M
Hermes Inv. Funds - Asia (ex-Japan) Equity Fund	005930-KR	Samsung Electronics Co., Ltd.	\$263M
Matthews Pacific Tiger Fund	2330-TW	Taiwan Semiconductor Manufacturing Co., Lt.	\$260M
Morgan Stanley Inv. Fds. - Asia Opportunity Fund	532187-IN	IndusInd Bank Ltd.	\$255M
Morgan Stanley Inv. Fds. - Asia Opportunity Fund	3690-HK	Meituan Class B	\$251M
Morgan Stanley Inv. Fds. - Asia Opportunity Fund	2423-HK	KE Holdings Inc Class A	\$248M
Fidelity Inv. Funds - Asia Fund	1299-HK	AIA Group Limited	\$246M
Morgan Stanley Inv. Fds. - Asia Opportunity Fund	6862-HK	Haidilao International Holding Ltd.	\$243M
Morgan Stanley Inv. Fds. - Asia Opportunity Fund	CPNG-US	Coupage, Inc. Class A	\$238M

Stock Holdings Activity

Aggregate Stock Holdings Changes - Largest Increases in Funds Invested %, 1/31/2023 - 7/31/2023

Ticker	Stock Name	Funds Invested % Δ	Average Weight Δ	Average Wgt vs Benchmark Δ	Fund Flows, \$
2308-TW	Delta Electronics, Inc.	6.73%	0.18%	0.15%	\$27.00M
BIDU-US	Baidu Inc Sponsored ADR Class A	5.77%	0.16%	0.05%	\$26.18M
1211-HK	BYD Company Limited Class H	5.77%	0.17%	0.02%	\$90.29M
1109-HK	China Resources Land Limited	4.81%	0.04%	0.04%	\$37.97M
2899-HK	Zijin Mining Group Co., Ltd. Class H	4.81%	0.03%	0.05%	\$25.09M
SE-US	Sea Ltd. (Singapore) Sponsored ADR Class A	4.81%	0.09%	0.07%	\$31.78M
AMRT-ID	PT Sumber Alfaria Trijaya	4.81%	0.05%	0.05%	\$14.96M
600563-CN	Xiamen Faratronic Co. Ltd. Class A	4.81%	0.02%	0.02%	\$28.32M
HTHT-US	H World Group Limited Sponsored ADR	3.85%	0.01%	0.00%	\$6.12M
A17U-SG	CapitaLand Ascendas REIT	3.85%	0.02%	0.03%	\$4.04M
600570-CN	Hundsun Technologies Inc. Class A	3.85%	0.01%	0.01%	\$22.58M
285-HK	BYD Electronic (International) Co., Ltd.	3.85%	0.03%	0.02%	\$7.72M
2345-TW	Accton Technology Corp.	3.85%	0.11%	0.09%	(\$1.00M)
3529-TW	eMemory Technology, Inc.	3.85%	0.02%	0.01%	\$11.00M
2015-HK	Li Auto, Inc. Class A	3.85%	0.09%	-0.07%	\$4.35M
066570-KR	LG Electronics Inc.	3.85%	0.04%	0.04%	\$15.93M
005490-KR	POSCO Holdings Inc.	3.85%	0.15%	-0.12%	\$13.64M
006400-KR	Samsung SDI Co., Ltd	3.85%	0.06%	0.10%	\$40.85M
YUMC-US	Yum China Holdings, Inc.	2.88%	0.02%	0.04%	(\$33.68M)
3037-TW	Unimicron Technology Corp.	2.88%	0.06%	0.03%	\$74.17M
300124-CN	Shenzhen Inovance Technology Co., Ltd Clas..	2.88%	0.01%	0.02%	\$30.90M
2338-HK	Weichai Power Co., Ltd. Class H	2.88%	0.02%	0.02%	\$0.02M
005935-KR	Samsung Electronics Co Ltd Pfd Non-Voting	2.88%	0.06%	0.07%	\$4.94M
HSAI-US	Hesai Group Sponsored ADR	2.88%	0.01%	0.01%	\$10.51M
FCX-US	Freeport-McMoRan, Inc.	2.88%	0.02%	0.02%	\$28.38M

Largest Fund Level Changes in Stock Weight, %, 1/31/2023 - 7/31/2023

Fund Name	Ticker	Stock Name	New or Close..	Weight Change %
Goldman Sachs Funds III - Asia Equity Growth & Inc..	2382-TW	Quanta Computer Inc.		7.34%
AB FCP I - Asia (ex-Japan) Equity Portfolio	005930-KR	Samsung Electronics Co., Lt..		5.66%
Robeco Capital Gr. Fds. - Sustainable Asian Stars E..	2301-TW	Lite-On Technology Corp.	New	4.73%
Nomura Fds. Ireland Plc - Asia (ex-Japan) High Con..	005490-KR	POSCO Holdings Inc.	New	4.63%
Fullerton Lux Funds - Asia Focus Equities	600941-CN	China Mobile Limited Class ..	New	4.61%
Fidelity Asia Fund	005930-KR	Samsung Electronics Co., Lt..	New	4.27%
Robeco Capital Gr. Fds. - Asian Stars Equities	2301-TW	Lite-On Technology Corp.	New	4.02%
Carnegie Asia	1211-HK	BYD Company Limited Clas..	New	3.97%
Fullerton Lux Funds - Asia Focus Equities	500510-IN	Larsen & Toubro Ltd.	New	3.87%
TT International Funds Plc - Asia (ex-Japan) Equity ..	543243-IN	Equitas Small Finance Bank..	New	3.78%
Fullerton Lux Funds - Asia Focus Equities	2308-TW	Delta Electronics, Inc.	New	3.57%
Fidelity Funds SICAV - Sustainable Asia Equity	700-HK	Tencent Holdings Ltd.		3.42%
Carnegie Asia	PDD-US	Pinduoduo, Inc. Sponsored ..	Close	-3.11%
Fullerton Lux Funds - Asia Focus Equities	2388-HK	BOC Hong Kong (Holdings) ..	Close	-3.23%
Invesco Funds - Asia Opportunities Equity Fund	2454-TW	MediaTek Inc	Close	-3.24%
Fullerton Lux Funds - Asia Focus Equities	600519-CN	Kweichow Moutai Co., Ltd. ..	Close	-3.42%
JKC Fund - La Francaise JKC Asia Equity	3908-HK	China International Capital ..		-3.62%
JKC Fund - La Francaise JKC Asia Equity	6415-TW	Silergy Corp.		-3.75%
Fidelity Asia Fund	9961-HK	Trip Com Group Ltd	Close	-3.90%
Goldman Sachs Funds III - Asia Equity Growth & Inc..	U11-SG	United Overseas Bank Ltd. (.	Close	-3.99%
Carnegie Asia	1299-HK	AIA Group Limited		-4.18%
Carnegie Asia	9618-HK	JD.com, Inc. Class A		-4.92%
Eastspring Investments - Asian Dynamic Fund	9961-HK	Trip Com Group Ltd	Close	-5.07%
Fullerton Lux Funds - Asia Focus Equities	Z74-SG	Singapore Telecommunicati..	Close	-7.02%

Aggregate Stock Holdings Changes - Largest Decreases in Funds Invested %, 1/31/2023 - 7/31/2023

Ticker	Stock Name	Funds Invested % Δ	Average Weight Δ	Average Wgt vs Benchmark Δ	Fund Flows, \$
9618-HK	JD.com, Inc. Class A	-9.62%	-0.60%	-0.33%	(\$66.23M)
3690-HK	Meituan Class B	-8.65%	-0.44%	-0.12%	(\$65.06M)
601012-CN	LONGi Green Energy Technology Co., Ltd. Cla..	-8.65%	-0.18%	-0.17%	(\$45.43M)
2388-HK	BOC Hong Kong (Holdings) Limited	-6.73%	-0.14%	-0.12%	(\$64.67M)
6690-HK	Haier Smart Home Co., Ltd. Class H	-5.77%	-0.08%	-0.06%	(\$20.83M)
2333-HK	Great Wall Motor Co., Ltd. Class H	-4.81%	-0.06%	-0.04%	(\$30.59M)
C52-SG	Comfortdelgro Corporation Limited	-4.81%	-0.03%	-0.03%	(\$18.90M)
500209-IN	Infosys Limited	-4.81%	-0.22%	-0.07%	(\$109.03M)
540777-IN	HDFC Life Insurance Co. Ltd.	-4.81%	-0.06%	-0.07%	(\$54.87M)
541153-IN	Bandhan Bank Ltd.	-4.81%	-0.06%	-0.06%	(\$13.63M)
669-HK	Techtron Industries Co., Ltd.	-4.81%	-0.15%	-0.12%	(\$42.83M)
PDD-US	Pinduoduo, Inc. Sponsored ADR Class A	-3.85%	-0.16%	-0.09%	(\$82.99M)
030200-KR	KT Corporation	-3.85%	-0.08%	-0.09%	(\$29.45M)
1177-HK	Sino Biopharmaceutical Limited	-3.85%	-0.05%	-0.02%	(\$6.60M)
2317-TW	Hon Hai Precision Industry Co., Ltd.	-3.85%	-0.05%	-0.06%	(\$12.41M)
322-HK	Tingyi (Cayman Islands) Holding Corp.	-3.85%	-0.03%	-0.03%	(\$20.75M)
600233-CN	YTO Express Group Co.,Ltd. Class A	-3.85%	-0.02%	-0.02%	(\$5.00M)
9866-HK	NIO Inc. Class A	-3.85%	-0.01%	-0.08%	(\$16.93M)
AOT-TH	Airports of Thailand Public Co. Ltd.	-3.85%	-0.06%	-0.04%	(\$46.58M)
U11-SG	United Overseas Bank Ltd. (Singapore)	-3.85%	-0.13%	-0.14%	(\$90.86M)
D05-SG	DBS Group Holdings Ltd	-3.85%	-0.15%	-0.10%	(\$46.46M)
500114-IN	Titan Company Limited	-2.88%	0.02%	-0.02%	(\$13.00M)
500180-IN	HDFC Bank Limited	-2.88%	0.04%	-0.86%	(\$38.26M)
BMRI-ID	PT Bank Mandiri (Persero) Tbk	-2.88%	0.07%	0.04%	\$14.12M
NTESF-US	NetEase, Inc.	-2.88%	0.09%	-0.03%	(\$30.42M)

Largest Fund Level Stock Inflows/Outflows, \$, 1/31/2023 - 7/31/2023

Fund Name	Ticker	Stock Name	New or Close..	Flow Amount \$
Fidelity Funds SICAV - Sustainable Asia Equity	700-HK	Tencent Holdings Ltd.		\$138M
T Rowe Price New Asia Fund	005930-KR	Samsung Electronics Co., Ltd.		\$56M
Baillie Gifford Overseas Growth Fund - Pacific Fund	005930-KR	Samsung Electronics Co., Ltd.	New	\$53M
Hermes Inv. Funds - Asia (ex-Japan) Equity Fund	9988-HK	Alibaba Group Holding Ltd.		\$51M
Fidelity Funds SICAV - Sustainable Asia Equity	1880-HK	China Tourism Group Duty F..	New	\$50M
Fidelity Funds SICAV - Sustainable Asia Equity	1299-HK	AIA Group Limited		\$47M
Schroder ISF - Asian Opportunities	9988-HK	Alibaba Group Holding Ltd.		\$43M
Fidelity Funds SICAV - Sustainable Asia Equity	2408-TW	Nanya Technology Corporati..	New	\$40M
Fidelity Inv. Funds - Asia Fund	1211-HK	BYD Company Limited Class..	New	\$39M
Schroder ISF - Asian Opportunities	2330-TW	Taiwan Semiconductor Man..		\$38M
Fidelity Funds SICAV - Sustainable Asia Equity	2330-TW	Taiwan Semiconductor Man..		\$37M
Fidelity Funds SICAV - Asian Equity Fund	700-HK	Tencent Holdings Ltd.		\$37M
Baillie Gifford Overseas Growth Fund - Pacific Fund	540611-IN	AU Small Finance Bank Limit..	Close	(\$32M)
Fidelity Inv. Funds - Asia Fund	500209-IN	Infosys Limited		(\$32M)
Fidelity Funds SICAV - Sustainable Asia Equity	9961-HK	Trip Com Group Ltd		(\$33M)
Fidelity Funds SICAV - Sustainable Asia Equity	3968-HK	China Merchants Bank Co., L..	Close	(\$33M)
Fidelity Inv. Funds - Asia Fund	2884-TW	E.SUN Financial Holding Co., ..	Close	(\$35M)
T Rowe Price New Asia Fund	500010-IN	Housing Development Finan..	Close	(\$35M)
Fidelity Funds SICAV - Sustainable Asia Equity	601012-CN	LONGi Green Energy Technol..	Close	(\$38M)
Fidelity Funds SICAV - Sustainable Asia Equity	000660-KR	SK hynix Inc.	Close	(\$40M)
Schroder ISF - Asian Opportunities	035420-KR	NAVER Corp.	Close	(\$41M)
Matthews Pacific Tiger Fund	PDD-US	Pinduoduo, Inc. Sponsored A..		(\$43M)
Fidelity Inv. Funds - Asia Fund	2330-TW	Taiwan Semiconductor Man..		(\$61M)
Hermes Inv. Funds - Asia (ex-Japan) Equity Fund	2330-TW	Taiwan Semiconductor Man..	Close	(\$79M)

Stock Sentiment Grid

We combine the latest stock positioning, long-term positioning and short-term fund activity in the 'Sentiment Grid', below. The Y-Axis measures where today's ownership levels in each stock sit relative to the long-term range. We calculate the Z-Score of today's average weight, funds invested % and funds O/W %, relative to all monthly observations in our fund history (going back to 7/31/2011). A figure close to 100% would indicate today's positioning is close to its maximum ever level, a figure close to zero, the lowest. The X-axis provides a measure of short-term fund activity, or 'Momentum', by looking at the changes in average weight, funds invested % and funds o/w % between 1/31/2023 and 7/31/2023, relative to each stock. A figure above 50% means a stock has seen relative increases in ownership, a figure below 50% indicates a relative decrease in positioning. The size of the bubble represents the average weight of each stock.



Sector Profiles

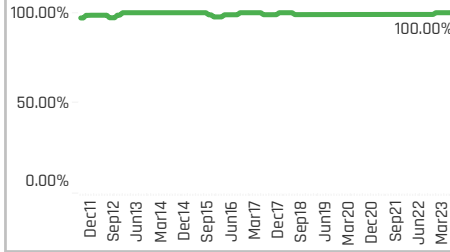
Top Holdings, %

Fund Name	Weight
Goldman Sachs Funds III - Asia Equity ..	39.51%
Mirabaud - Equities Asia (ex-Japan)	37.85%
Meiji Yasuda Asset Meiji Yasuda Asia E..	35.95%
UBS (Lux) Key Selection SICAV - Asian ..	35.94%
PineBridge Fund Series - Asian Fund	35.94%
Nordea Asian Stars Fund	35.66%
Baring AM (Japan) Asia Future Growth ..	34.36%
GAM Multistock SICAV - Asia Focus Equ..	33.91%
UBS (CH) Equity Fund - Emerging Asia (..	33.46%
AB FCP I - Asia (ex-Japan) Equity Partf..	32.61%
JPM Asset GIM Asian Equity Active Ope..	32.37%
Fidelity Asia Fund	32.03%
GAM Star Fund Plc - Asian Equity	31.94%
Nordea 1 - Asian Stars Equity Fund	31.86%
CompAM Fund - Cadence Strategic Asia	31.75%

Average Weight: **25.83%**



Funds Invested %: **100.00%**



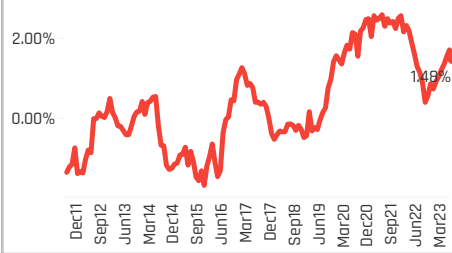
Aggregate Stock Holdings Data, Ranked by Most Widely Held.

Ticker	Stock Name	Funds Invested %	Average Weight	Vs Benchmark	Fund AUM, \$
2330-TW	Taiwan Semiconductor Manuf..	97.12%	8.15%	0.96%	\$5,306M
005930-KR	Samsung Electronics Co., Ltd.	84.62%	5.46%	1.23%	\$3,986M
2454-TW	MediaTek Inc	52.88%	0.74%	0.19%	\$628M
000660-KR	SK hynix Inc.	52.88%	1.43%	0.57%	\$607M
500209-IN	Infosys Limited	44.23%	0.65%	-0.24%	\$453M
2308-TW	Delta Electronics, Inc.	29.81%	0.53%	0.16%	\$215M
006400-KR	Samsung SDI Co., Ltd	29.81%	0.51%	0.05%	\$263M
601012-CN	LONGi Green Energy Technolo..	22.12%	0.20%	0.17%	\$168M
035420-KR	NAVER Corp.	21.15%	0.28%	-0.10%	\$458M
3037-TW	Unimicron Technology Corp.	20.19%	0.25%	0.12%	\$128M
2317-TW	Hon Hai Precision Industry Co..	19.23%	0.39%	-0.31%	\$131M
005935-KR	Samsung Electronics Co Ltd P..	19.23%	0.52%	-0.07%	\$377M
6415-TW	Silergy Corp.	18.27%	0.17%	0.11%	\$119M
532540-IN	Tata Consultancy Services Li..	16.35%	0.29%	-0.32%	\$174M
2345-TW	Accton Technology Corp.	16.35%	0.25%	0.16%	\$211M

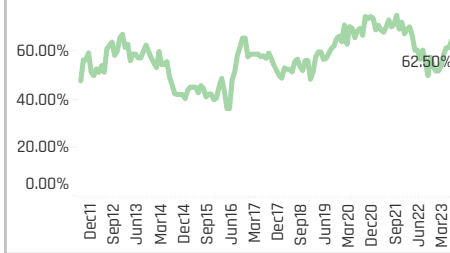
Top Holdings, \$

Fund Name	Amount
Schroder ISF - Asian Opportunities	\$1,517M
Fidelity Invst. Funds - Asia Fund	\$1,025M
Fidelity Funds SICAV - Sustainable Asia..	\$988M
Matthews Pacific Tiger Fund	\$922M
Morgan Stanley Invst. Fds. - Asia Oppor..	\$905M
T Rowe Price New Asia Fund	\$877M
Baillie Giffard Overseas Growth Fund - ..	\$721M
Hermes Invst. Funds - Asia (ex-Japan) E..	\$716M
iShares Tr. - MSCI All Country Asia ex-J..	\$701M
Fidelity Funds SICAV - Asian Special Sit..	\$565M
FTIF SICAV - Asian Growth Fund	\$548M
Schroder Asian Growth Fund	\$398M
Value Partners High Dividend Stocks F..	\$384M
JPMorgan Funds - Asia Growth Fund	\$356M
Pictet - Asian Equities (ex-Japan)	\$346M

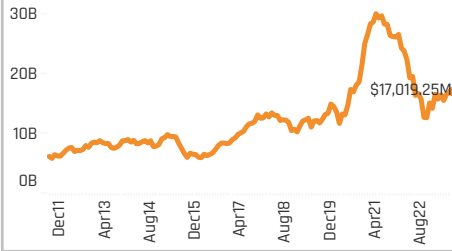
Average Weight vs AAXJ: **1.48%**



Funds Overweight %: **62.50%**



Combined Fund AUM: **\$17.0B**



Cumulative Fund Flows: **(\$1,702M)**



Top Stock Holdings, %

Fund Name	Ticker	Stock Name	Weight
GemAsia	2330-TW	Taiwan Semiconducto..	16.37%
T Rowe Price Asia Opportunities Fund	2330-TW	Taiwan Semiconducto..	11.79%
T Rowe Price New Asia Fund	2330-TW	Taiwan Semiconducto..	11.23%
Goldman Sachs Funds III - Asia Equity ..	2382-TW	Quanta Computer Inc.	11.21%
Baring AM (Japan) Asia Future Growth ..	005930-KR	Samsung Electronics ..	10.75%
Nordea Asian Stars Fund	005930-KR	Samsung Electronics ..	10.65%
LUX IM - Pictet Asian Equities	2330-TW	Taiwan Semiconducto..	10.46%
Meiji Yasuda Asset Meiji Yasuda Asia E..	2330-TW	Taiwan Semiconducto..	10.44%
UBS (Lux) Key Selection SICAV - Asian ..	2330-TW	Taiwan Semiconducto..	10.29%
Allianz Global Investors Fund - Emergin..	2330-TW	Taiwan Semiconducto..	10.24%
JPM Asset GIM Asian Equity Active Ope..	2330-TW	Taiwan Semiconducto..	10.14%
Allianz Intl. Invst. Fds. - Total Return Asi..	005930-KR	Samsung Electronics ..	10.10%
Allianz Global Investors Fund - Total Re..	005930-KR	Samsung Electronics ..	10.09%
Nordea Asian Stars Fund	2330-TW	Taiwan Semiconducto..	10.06%
Allianz Global Investors Choice Fund - ..	005930-KR	Samsung Electronics ..	10.00%

Aggregate Country Holdings, %

Country	Weight	Change	Target
Taiwan	12.89%	0.84%	100.00%
South Korea	8.91%		
China & HK	1.93%	-0.42%	77.88%
India	1.25%	-0.84%	70.19%
Netherlands	0.27%	0.27%	9.62%
Vietnam	0.21%	0.21%	9.62%
United States	0.18%	0.18%	7.69%
Malaysia	0.08%	0.05%	6.73%
Singapore	0.08%	0.02%	5.77%
Thailand	0.02%	-0.22%	1.92%
Japan	0.01%	0.01%	0.96%
Germany	0.01%	0.01%	0.96%
Pakistan	0.00%	0.00%	0.96%
United Kingdom	0.00%	0.00%	0.96%
Indonesia	0.00%	-0.10%	0.00%

Top Country Holdings, %

Fund Name	Country	Weight
Goldman Sachs Funds III - Asia Equity ..	Taiwan	28.03%
UBS (Lux) Key Selection SICAV - Asian ..	Taiwan	20.69%
Mirabaud - Equities Asia (ex-Japan)	Taiwan	19.09%
LUX IM - Pictet Asian Equities	Taiwan	18.38%
Nomura Asset Asia Attractive Div. Equit..	Taiwan	18.03%
GemAsia	Taiwan	17.76%
Swedbank Robur Asienfond	Taiwan	17.28%
JPM Asset GIM Asian Equity Active Ope..	Taiwan	17.06%
SEB Asia (ex-Japan) Fund	Taiwan	16.79%
PineBridge Fund Series - Asian Fund	Taiwan	16.76%
SEB Fund 2 - Asia (ex-Japan) Fund	Taiwan	16.49%
Pictet - Asian Equities (ex-Japan)	Taiwan	16.47%
UBS (CH) Equity Fund - Asia (USD)	Taiwan	16.29%
Baring AM (Japan) Asia Future Growth ..	South Korea	16.27%
UBS (CH) Equity Fund - Emerging Asia (..	Taiwan	16.22%

Top Stock Holdings, \$

Fund Name	Ticker	Stock Name	Amount
Schroder ISF - Asian Opportunities	2330-TW	Taiwan Semiconducto..	\$656M
Schroder ISF - Asian Opportunities	005930-..	Samsung Electronics Co...	\$500M
Fidelity Funds SICAV - Sustainable Asia..	005930-..	Samsung Electronics Co...	\$376M
Fidelity Funds SICAV - Sustainable Asia..	2330-TW	Taiwan Semiconductor ..	\$364M
Fidelity Invst. Funds - Asia Fund	2330-TW	Taiwan Semiconductor ..	\$353M
T Rowe Price New Asia Fund	2330-TW	Taiwan Semiconductor ..	\$313M
Fidelity Invst. Funds - Asia Fund	005930-..	Samsung Electronics Co...	\$297M
Hermes Invst. Funds - Asia (ex-Japan) E..	005930-..	Samsung Electronics Co...	\$263M
Matthews Pacific Tiger Fund	2330-TW	Taiwan Semiconductor ..	\$260M
Morgan Stanley Invst. Fds. - Asia Oppor..	CPNG-US	Coupang, Inc. Class A	\$238M
Matthews Pacific Tiger Fund	005930-..	Samsung Electronics Co...	\$224M
T Rowe Price New Asia Fund	005930-..	Samsung Electronics Co...	\$217M
iShares Tr. - MSCI All Country Asia ex-J..	2330-TW	Taiwan Semiconductor ..	\$207M
FTIF SICAV - Asian Growth Fund	2330-TW	Taiwan Semiconductor ..	\$206M
Fidelity Funds SICAV - Asian Special Sit..	2330-TW	Taiwan Semiconductor ..	\$197M

Largest Changes in Fund Weight, %

Fund Name	New or C..	Change
AB FCP I - Asia (ex-Japan) Equit..		12.97%
Goldman Sachs Funds III - Asia ..		12.45%
Robeco Capital Gr. Fds. - Sustai..		7.57%
Swedbank Robur Asienfond		6.53%
Robeco Capital Gr. Fds. - Asian S..		6.23%
BlackRock Asia Fund		5.80%
JPMorgan Funds - Asia Growth ..		5.30%
Fidelity Funds SICAV - Sustaina..		-1.59%
Handelsbanken Asien Tema		-1.66%
Fidelity Funds SICAV - Asian Equ..		-1.70%
GS Funds - Asia Equity Portfolio		-2.24%
Nordea 1 - Asian Stars Equity Fu..		-2.72%
Mirae Asset Glb. Discovery Fd. - ..		-2.85%
Invesco Funds - Asia Opportuniti..		-8.99%

Ave Wgt Δ

1.79%

Funds Invested Δ

0.00%

Fund Flows, \$

(\$212M)

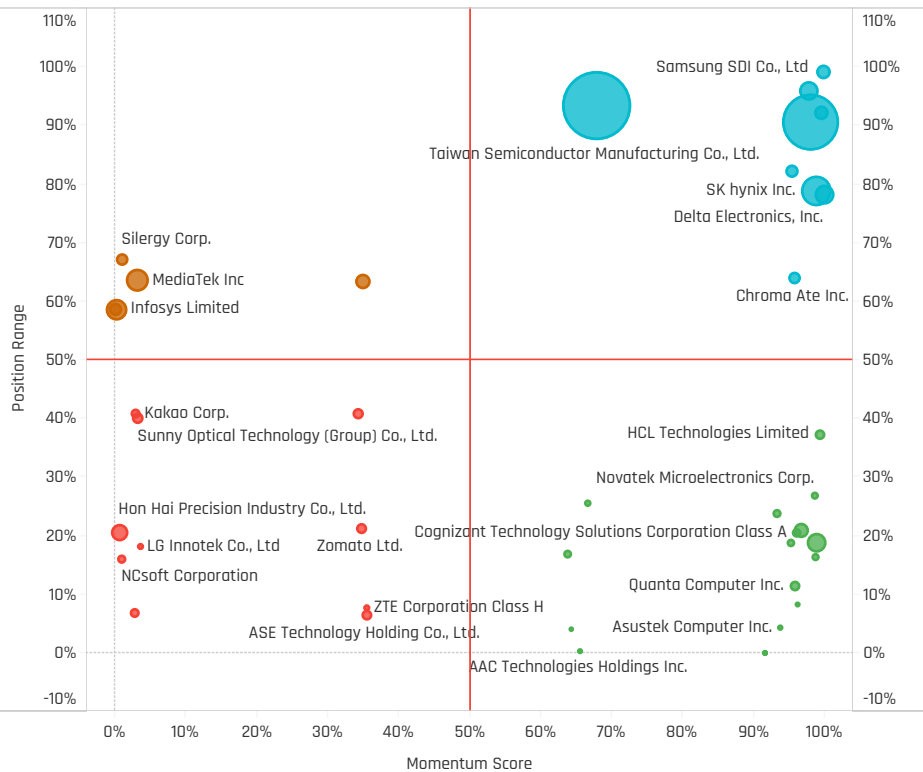
Av Wgt vs AAXJ Δ

0.55%

Funds O/W % Δ

10.58%

Stock Sentiment Grid: Funds Invested Max > 15%



Aggregate Stock Holdings Changes

Ticker	Stock Name	Funds Invested % Δ	Average Weight Δ	Fund Flows, \$
2308-TW	Delta Electronics, Inc.	6.73%	0.18%	\$27M
600563-CN	Xiamen Faratronic Co. Ltd. Cl..	4.81%	0.02%	\$28M
600570-CN	Hundsun Technologies Inc. Cl..	3.85%	0.01%	\$23M
285-HK	BYD Electronic (International) ..	3.85%	0.03%	\$8M
2345-TW	Accton Technology Corp.	3.85%	0.11%	(\$1M)
3529-TW	eMemory Technology, Inc.	3.85%	0.02%	\$11M
006400-KR	Samsung SDI Co., Ltd	3.85%	0.06%	\$41M
036570-KR	NCsoft Corporation	-2.88%	-0.08%	(\$8M)
G0T0-ID	PT GoTo Gajek Tokopedia Tbk	-2.88%	-0.01%	(\$18M)
300628-CN	Yealink Network Technology Co..	-2.88%	0.00%	(\$1M)
002938-CN	Avary Holding (Shenzhen) Co., ..	-2.88%	0.00%	\$0M
2317-TW	Hon Hai Precision Industry Co,...	-3.85%	-0.05%	(\$12M)
500209-IN	Infosys Limited	-4.81%	-0.22%	(\$109M)
601012-CN	LONGI Green Energy Technolog..	-8.65%	-0.18%	(\$45M)

Largest Fund Flows, \$

Fund Name	New or Cl..	Flow
T Rowe Price New Asia Fund		\$106M
Baillie Gifford Overseas Growth ..		\$82M
AB FCP I - Asia (ex-Japan) Equi..		\$52M
Schroder ISF - Asian Opportuniti..		\$28M
JPMorgan Funds - Asia Growth ..		\$21M
Pictet - Asian Equities (ex-Japa..		\$20M
T. Rowe Price Funds SICAV - Asi..		\$17M
Hermes Invt. Funds - Asia (ex-J..		(\$34M)
Fidelity Funds SICAV - Asian Eq..		(\$35M)
Invesco Funds - Asia Opportuni..		(\$44M)
FTIF SICAV - Asian Growth Fund		(\$45M)
BNP Paribas Funds - Asia ex-Ja..		(\$53M)
iShares Tr. - MSCI All Country A..		(\$82M)
Fidelity Invt. Funds - Asia Fund		(\$90M)

Largest Fund Level Changes in Stock Weight, %

Fund Name	Stock Name	New ..	Change
Goldman Sachs Funds III - Asia Eq..	Quanta Computer Inc.		7.34%
AB FCP I - Asia (ex-Japan) Equity ..	Samsung Electronics Co,...		5.66%
Robeco Capital Gr. Fds. - Sustaina..	Lite-On Technology Corp.	New	4.73%
Fidelity Asia Fund	Samsung Electronics Co,...	New	4.27%
Robeco Capital Gr. Fds. - Asian Sta..	Lite-On Technology Corp.	New	4.02%
Fullerton Lux Funds - Asia Focus E..	Delta Electronics, Inc.	New	3.57%
Pictet - Asian Equities (ex-Japan)	SK hynix Inc.	New	3.29%
Carnegie Asia	Kuaishou Technology Cla..	Close	-2.38%
Fullerton Lux Funds - Asia Focus E..	SK hynix Inc.	Close	-2.49%
Hermes Invt. Funds - Asia (ex-Jap..	Taiwan Semiconductor M..	Close	-2.61%
Robeco Capital Gr. Fds. - Sustaina..	Hon Hai Precision Industr..	Close	-2.82%
Invesco Funds - Asia Opportuniti..	Samsung Electronics Co,...	Close	-2.87%
Invesco Funds - Asia Opportuniti..	MediaTek Inc	Close	-3.24%
JKC Fund - La Francaise JKC Asia ..	Silergy Corp.		-3.75%

Aggregate Country Holding Changes

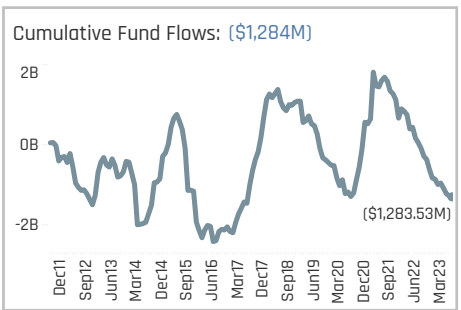
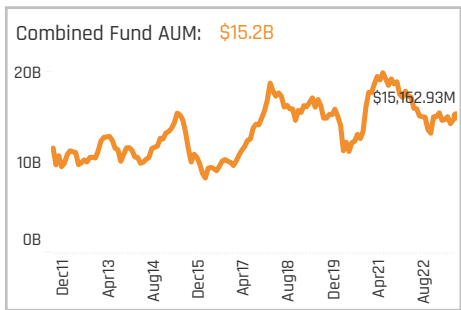
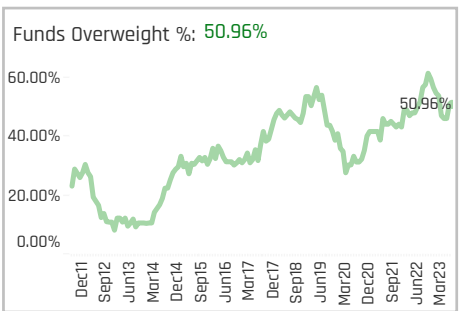
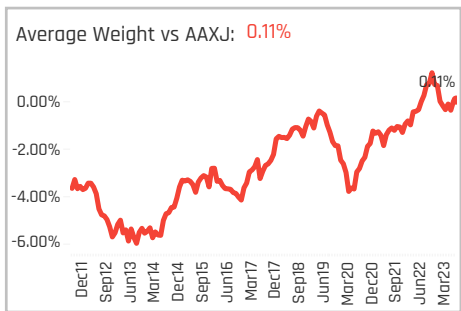
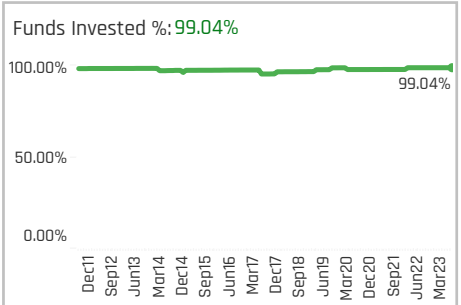
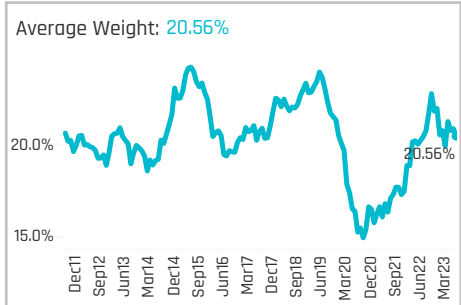
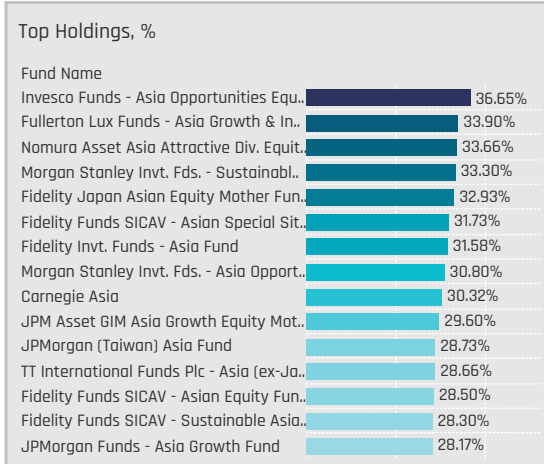
Country	Change	Flow
Vietnam	0.96%	\$2M
United States	0.96%	(\$1M)
Thailand	0.96%	(\$1M)
United Kingdom	0.00%	\$0M
Taiwan	0.90%	(\$170M)
South Korea	1.32%	\$117M
Singapore	-0.02%	\$0M
Cayman Islands	0.00%	0.00%
Canada	0.00%	0.00%
Austria	0.00%	0.00%
Australia	0.00%	0.00%
China & HK	-0.96%	\$22M
India	-0.96%	(\$135M)
Indonesia	-2.85%	(\$18M)

Largest Changes in Fund Country Weight, %

Fund Name	New a..	Country	Change
Goldman Sachs Funds III - Asia Equi..		Taiwan	12.59%
AB FCP I - Asia (ex-Japan) Equity Po..		South Korea	5.91%
Fidelity Asia Fund		South Korea	5.46%
Swedbank Robur Asienfond		South Korea	4.65%
AB FCP I - Asia (ex-Japan) Equity Po..		Taiwan	4.32%
Robeco Capital Gr. Fds. - Sustainabl..		Taiwan	3.93%
Robeco Capital Gr. Fds. - Asian Star..		Taiwan	3.75%
BNP Paribas Funds - Asia ex-Japan ..	Close	India	-2.07%
Carnegie Asia	Close	China & HK	-2.38%
Invesco Funds - Asia Opportuniti..		South Korea	-2.41%
Goldman Sachs Funds III - Asia Equi..		China & HK	-3.04%
Mirae Asset Glb. Discovery Fd. - ESG ..		China & HK	-4.07%
Invesco Funds - Asia Opportuniti..		Taiwan	-4.34%
GAM Multistock SICAV - Asia Focus ..		China & HK	-4.51%

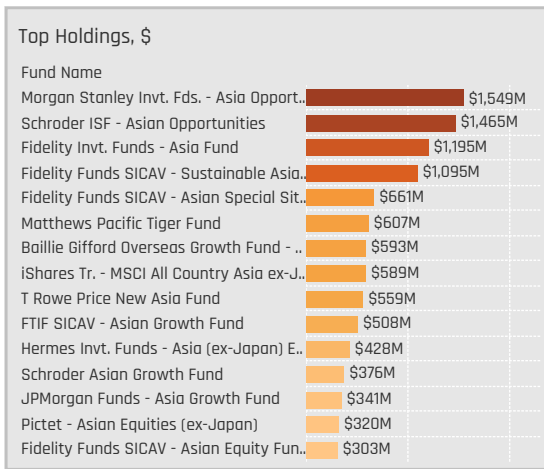
Largest Fund Level Stock Inflows/Outflows, \$

Fund Name	Stock Name	New..	Flow
T Rowe Price New Asia Fund	Samsung Electronics Co,...		\$56M
Baillie Gifford Overseas Growth Fun..	Samsung Electronics Co,...	New	\$53M
Fidelity Funds SICAV - Sustainable ..	Nanya Technology Corp..	New	\$40M
Schroder ISF - Asian Opportuniti..	Taiwan Semiconductor M..		\$38M
Fidelity Funds SICAV - Sustainable ..	Taiwan Semiconductor M..		\$37M
Fidelity Asia Fund	Samsung Electronics Co,...	New	\$34M
Baillie Gifford Overseas Growth Fun..	Silergy Corp.		\$34M
iShares Tr. - MSCI All Country Asia ..	Taiwan Semiconductor M..		(\$30M)
Fidelity Invt. Funds - Asia Fund	Infosys Limited		(\$32M)
Fidelity Funds SICAV - Sustainable ..	LONGI Green Energy Tech..	Close	(\$38M)
Fidelity Funds SICAV - Sustainable ..	SK hynix Inc.	Close	(\$40M)
Schroder ISF - Asian Opportuniti..	NAVER Corp.	Close	(\$41M)
Fidelity Invt. Funds - Asia Fund	Taiwan Semiconductor M..		(\$61M)
Hermes Invt. Funds - Asia (ex-Japa..	Taiwan Semiconductor M..	Close	(\$74M)



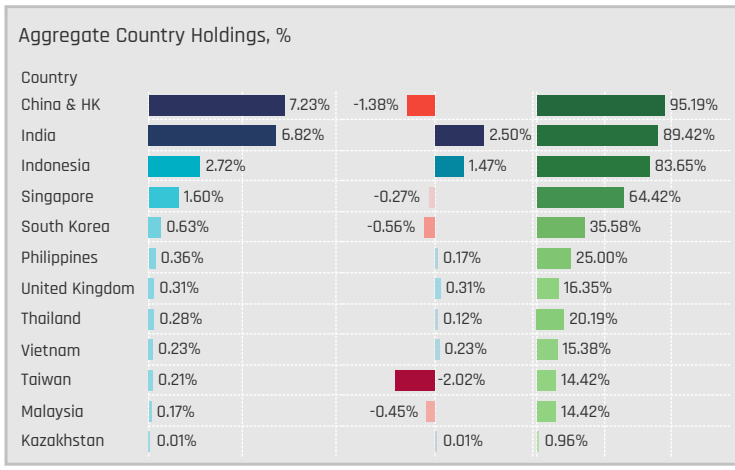
Aggregate Stock Holdings Data, Ranked by Most Widely Held.

Ticker	Stock Name	Funds Invested %	Average Weight	Vs Benchmark	Fund AUM, \$
1299-HK	AIA Group Limited	76.92%	2.82%	0.94%	\$2,233M
500180-IN	HDFC Bank Limited	60.58%	1.89%	0.98%	\$1,854M
388-HK	Hong Kong Exchanges & Clear..	53.85%	1.02%	0.17%	\$833M
532174-IN	ICICI Bank Limited	51.92%	1.78%	0.76%	\$1,779M
BBCA-ID	PT Bank Central Asia Tbk	50.96%	1.16%	0.62%	\$661M
3968-HK	China Merchants Bank Co., Lt..	44.23%	0.74%	0.44%	\$386M
D05-SG	DBS Group Holdings Ltd	43.27%	1.05%	0.30%	\$439M
2318-HK	Ping An Insurance (Group) Co..	40.38%	0.84%	0.10%	\$404M
BBRI-ID	PT Bank Rakyat Indonesia (Pe..	38.46%	0.87%	0.46%	\$415M
532215-IN	Axis Bank Limited	28.85%	0.73%	0.29%	\$551M
BMRI-ID	PT Bank Mandiri (Persero) Tbk	25.00%	0.51%	0.28%	\$408M
500010-IN	Housing Development Financ..	24.04%	0.62%	0.62%	\$392M
U11-SG	United Overseas Bank Ltd. (Si..	20.19%	0.31%	-0.14%	\$225M
939-HK	China Construction Bank Corp..	18.27%	0.37%	-0.54%	\$144M
2388-HK	BOC Hong Kong (Holdings) Li..	18.27%	0.22%	0.04%	\$56M



Top Stock Holdings, %

Fund Name	Ticker	Stock Name	Weight
Morgan Stanley Inv. Fds. - Asia Opport..	500180-IN	HDFC Bank Limited	9.84%
Fidelity Asia Fund	500180-IN	HDFC Bank Limited	9.38%
Fidelity Japan Asian Equity Mother Fun..	1299-HK	AIA Group Limited	9.01%
Morgan Stanley Inv. Fds. - Asia Opport..	532174-IN	ICICI Bank Limited	8.75%
Allianz Global Investors Choice Fund - ..	500180-IN	HDFC Bank Limited	8.26%
Allianz Intl. Inv. Fds. - Total Return Asi..	500180-IN	HDFC Bank Limited	8.19%
Allianz Global Investors Fund - Total Re..	500180-IN	HDFC Bank Limited	8.16%
Morgan Stanley Instl. Fund - Asia Oppo..	500180-IN	HDFC Bank Limited	7.82%
Fullerton Lux Funds - Asia Growth & In..	532174-IN	ICICI Bank Limited	7.51%
Fidelity Funds SICAV - Asian Equity Fun..	1299-HK	AIA Group Limited	7.31%
Fidelity Funds SICAV - Sustainable Asia..	1299-HK	AIA Group Limited	7.26%
Fidelity Inv. Funds - Emerging Asia Fu..	1299-HK	AIA Group Limited	7.03%
Nikko AM Global Umbrella Fund - Asia (...)	1299-HK	AIA Group Limited	6.99%
iFAST-DWS Asia Premier Trust	1299-HK	AIA Group Limited	6.62%
Morgan Stanley Instl. Fund - Asia Oppo..	532174-IN	ICICI Bank Limited	6.54%



Top Country Holdings, %

Fund Name	Country	Weight
Morgan Stanley Inv. Fds. - Asia Opport..	India	23.66%
Morgan Stanley Instl. Fund - Asia Oppo..	India	19.45%
TT International Funds Plc - Asia (ex-Ja..	India	18.44%
SEB Asia (ex-Japan) Fund	China & HK	15.92%
Morgan Stanley Inv. Fds. - Sustainabl..	India	14.74%
SEB Fund 2 - Asia (ex-Japan) Fund	China & HK	14.71%
Fidelity Funds SICAV - Asian Equity Fun..	India	14.10%
Fidelity Inv. Funds - Asia Fund	India	13.94%
Fidelity Funds SICAV - Sustainable Asia..	India	13.81%
Fidelity Funds SICAV - Asian Special Sit..	India	13.75%
Fidelity Inv. Funds - Emerging Asia Fu..	India	13.68%
Eastspring Investments - Asian Dynam..	China & HK	13.47%
LUX IM - Pictet Asian Equities	China & HK	13.11%
GAM Multistock SICAV - Asia Focus Equ..	China & HK	12.77%
Eastspring Investments - Asian Equity	China & HK	12.30%

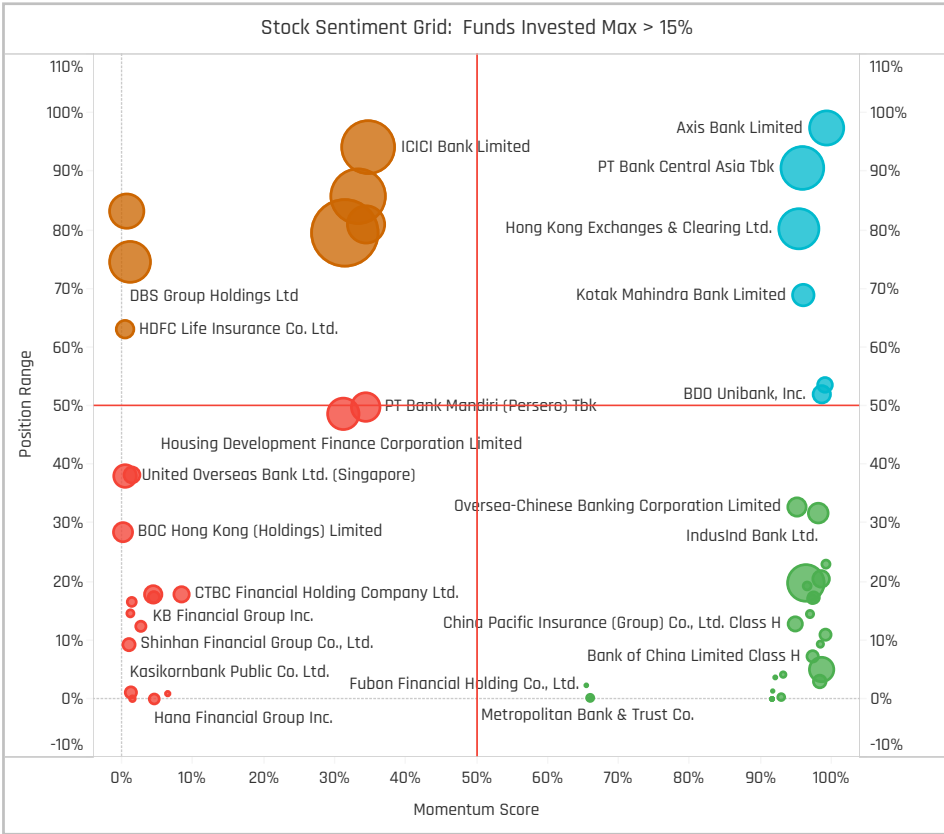
Top Stock Holdings, \$

Fund Name	Ticker	Stock Name	Value
Morgan Stanley Inv. Fds. - Asia Opport..	500180-IN	HDFC Bank Limited	\$495M
Morgan Stanley Inv. Fds. - Asia Opport..	532174-IN	ICICI Bank Limited	\$440M
Schroder ISF - Asian Opportunities	1299-HK	AIA Group Limited	\$283M
Fidelity Funds SICAV - Sustainable Asia..	1299-HK	AIA Group Limited	\$281M
Morgan Stanley Inv. Fds. - Asia Opport..	532187-IN	IndusInd Bank Ltd.	\$255M
Fidelity Inv. Funds - Asia Fund	1299-HK	AIA Group Limited	\$245M
Schroder ISF - Asian Opportunities	500180-IN	HDFC Bank Limited	\$222M
Fidelity Funds SICAV - Sustainable Asia..	532174-IN	ICICI Bank Limited	\$200M
Schroder ISF - Asian Opportunities	STAN-GB	Standard Chartered PLC	\$190M
Fidelity Funds SICAV - Sustainable Asia..	532215-IN	Axis Bank Limited	\$184M
Fidelity Inv. Funds - Asia Fund	500180-IN	HDFC Bank Limited	\$179M
Schroder ISF - Asian Opportunities	039-SG	Oversea-Chinese Bankin..	\$172M
Schroder ISF - Asian Opportunities	BMRI-ID	PT Bank Mandiri (Perser..	\$147M
Schroder ISF - Asian Opportunities	2601-HK	China Pacific Insurance (...)	\$146M
Morgan Stanley Inv. Fds. - Asia Opport..	1299-HK	AIA Group Limited	\$146M

Largest Changes in Fund Weight, %

Fund Name	New or C..	Change
GAM Multistock SICAV - Asia Foc..		9.90%
TT International Funds Plc - Asia..		9.25%
Invesco Funds - Asia Opportuniti..		7.30%
Lansforsakringar Asienfonden		4.09%
Carnegie Asia		3.43%
Skandia Asia		2.53%
Morgan Stanley Inv. Fds. - Asia ..		2.46%
BlackRock Asia Fund		-4.66%
BlackRock Global Funds - Asian ..		-4.92%
JPMorgan (Taiwan) Asia Domes..		-5.83%
Mirae Asset Glb. Discovery Fd. - ..		-6.44%
JKC Fund - La Francaise JKC Asi..		-6.45%
Fullerton Lux Funds - Asia Focus..		-7.95%
Goldman Sachs Funds III - Asia ..		-11.20%

Ave Wgt Δ	Funds Invested Δ	Fund Flows, \$	Av Wgt vs AAXJ Δ	Funds O/W % Δ
-0.06%	0.00%	(\$440M)	0.05%	-3.85%



Aggregate Stock Holdings Changes

Ticker	Stock Name	Funds Invested % Δ	Average Weight Δ	Fund Flows, \$
11-HK	Hang Seng Bank, Limited	2.88%	0.03%	\$6M
000810-KR	Samsung Fire & Marine Insura..	2.88%	0.03%	\$29M
BDO-PH	BDO Unibank, Inc.	2.88%	0.05%	\$7M
939-HK	China Construction Bank Corp..	2.88%	0.02%	(\$15M)
532215-IN	Axis Bank Limited	2.88%	0.13%	\$44M
BPI-PH	Bank of the Philippine Islands	1.92%	0.04%	\$8M
BBL-TH	Bangkok Bank Public Company..	1.92%	0.02%	\$16M
BMRI-ID	PT Bank Mandiri (Persero) Tbk	-2.88%	0.07%	\$14M
500180-IN	HDFC Bank Limited	-2.88%	0.04%	(\$38M)
D05-SG	DBS Group Holdings Ltd	-3.85%	-0.15%	(\$46M)
U11-SG	United Overseas Bank Ltd. (Sin..	-3.85%	-0.13%	(\$91M)
541153-IN	Bandhan Bank Ltd.	-4.81%	-0.06%	(\$14M)
540777-IN	HDFC Life Insurance Co. Ltd.	-4.81%	-0.06%	(\$55M)
2388-HK	BOC Hong Kong (Holdings) Lim..	-5.73%	-0.14%	(\$65M)

Largest Fund Flows, \$

Fund Name	New or Cl..	Flow
Schroder ISF - Asian Opportunit..		\$95M
Hermes Inv. Funds - Asia (ex-J..		\$59M
T Rowe Price New Asia Fund		\$42M
Pictet - Asian Equities (ex-Japa..		\$25M
Invesco Funds - Asia Opportuni..		\$20M
GAM Multistock SICAV - Asia Fo..		\$12M
Fidelity Asia Fund		\$11M
Fidelity Funds SICAV - Asian Sp..		(\$32M)
JPMorgan Funds - Asia Growth ..		(\$41M)
BlackRock Global Funds - Asian ..		(\$54M)
JPMorgan Fund ICVC - Asia Gro..		(\$56M)
BNP Paribas Funds - Asia ex-Ja..		(\$57M)
iShares Tr. - MSCI All Country A..		(\$67M)
Fidelity Inv. Funds - Asia Fund		(\$151M)

Largest Fund Level Changes in Stock Weight, %

Fund Name	Stock Name	New ..	Change
TT International Funds Plc - Asia (e..	Equitas Small Finance Ba..	New	3.78%
Invesco Funds - Asia Opportuniti..	Bank of China Limited Cl..	New	3.24%
Invesco Funds - Asia Opportuniti..	State Bank of India	New	2.91%
Syinvest Fjernosten	ICICI Bank Limited		2.71%
Carnegie Asia	Industrial and Commerci..	New	2.69%
GAM Multistock SICAV - Asia Focus..	China Pacific Insurance (..	New	2.60%
GAM Multistock SICAV - Asia Focus..	Oversea-Chinese Banking..	New	2.45%
Eastspring Investments - Asian M..	AIA Group Limited		-2.55%
Fullerton Lux Funds - Asia Focus E..	United Overseas Bank Lt..		-2.86%
Robeco Capital Gr. Fds. - Sustaina..	DBS Group Holdings Ltd		-2.94%
Fullerton Lux Funds - Asia Focus E..	BOC Hong Kong (Holdin..	Close	-3.23%
JKC Fund - La Francaise JKC Asia ..	China International Capit..		-3.62%
Goldman Sachs Funds III - Asia Eq..	United Overseas Bank Lt..	Close	-3.99%
Carnegie Asia	AIA Group Limited		-4.18%

Aggregate Country Holding Changes

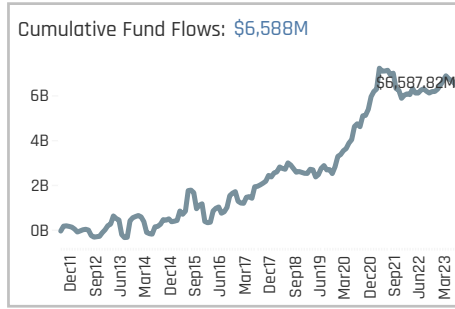
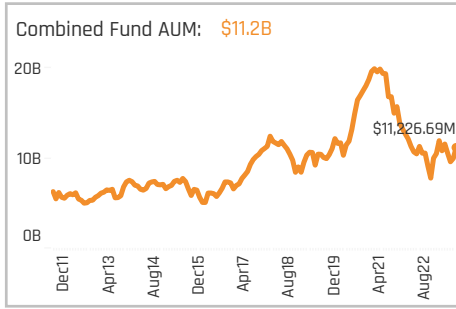
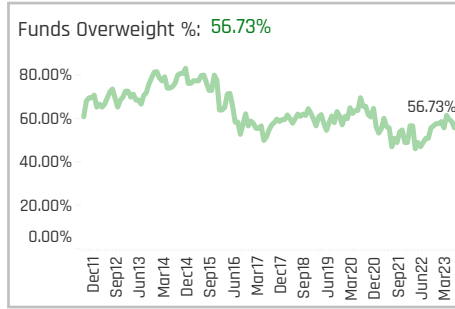
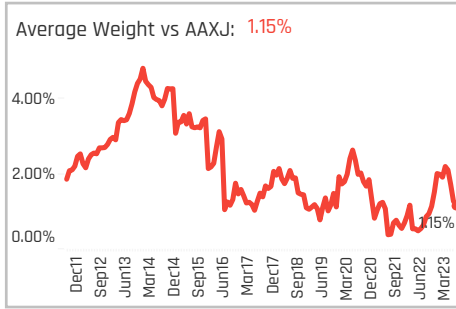
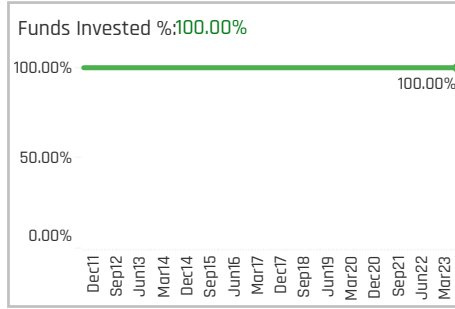
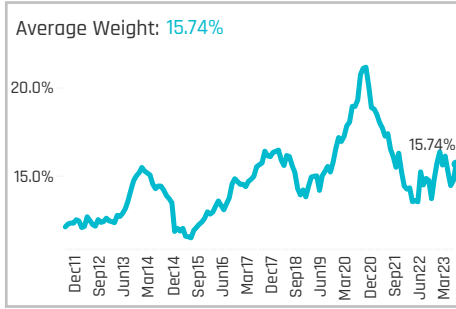
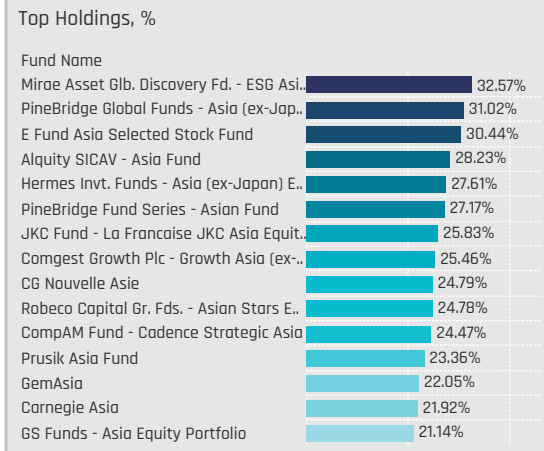
Country	Change	Flow
Philippines	2.88%	\$14M
Vietnam	0.00%	(\$10M)
United States	0.00%	
United Kingdom	0.00%	(\$6M)
United Arab Emirates	0.00%	
Sri Lanka	0.00%	
Pakistan	0.00%	
Australia	0.00%	
Singapore	-1.92%	(\$44M)
Thailand	-1.92%	\$19M
Indonesia	-2.88%	(\$13M)
Malaysia	-3.85%	(\$12M)
Taiwan	-4.81%	(\$67M)
South Korea	-5.73%	\$32M

Largest Changes in Fund Country Weight, %

Fund Name	New o..	Country	Change
TT International Funds Plc - Asia (ex..		India	7.96%
GAM Multistock SICAV - Asia Focus ..		China & HK	5.66%
Lansforsakringar Asienfonden		India	3.93%
Invesco Funds - Asia Opportuniti..		India	3.69%
Morgan Stanley Inv. Fds. - Asia Opp..		India	3.30%
Swedbank Robur Asienfond		India	2.97%
Skandia Asia		India	2.83%
AB FCP I - Asia (ex-Japan) Equity Po..	Close	Singapore	-3.06%
JPMorgan (Taiwan) Asia Domestic O..		China & HK	-3.32%
Fullerton Lux Funds - Asia Focus Eq..		China & HK	-3.39%
JKC Fund - La Francaise JKC Asia E..		China & HK	-3.62%
BlackRock Global Funds - Asian Gra..		China & HK	-4.02%
Goldman Sachs Funds III - Asia Equi..	Close	Singapore	-4.64%
Swedbank Robur Asienfond		China & HK	-5.15%

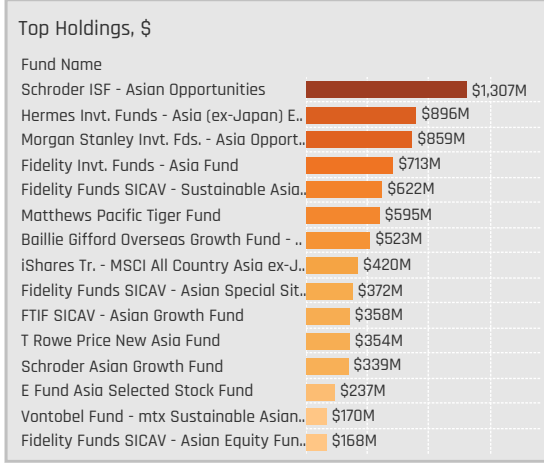
Largest Fund Level Stock Inflows/Outflows, \$

Fund Name	Stock Name	New..	Flow
Fidelity Funds SICAV - Sustainable ..	AIA Group Limited		\$47M
FTIF SICAV - Asian Growth Fund	Hong Kong Exchanges & ..	New	\$28M
iShares Tr. - MSCI All Country Asia ..	HDFC Bank Limited		\$27M
T Rowe Price New Asia Fund	Axis Bank Limited	New	\$25M
Schroder ISF - Asian Opportunities	AIA Group Limited		\$25M
Hermes Inv. Funds - Asia (ex-Japa..	Samsung Fire & Marine I..		\$25M
T Rowe Price New Asia Fund	Shriram Finance Limited	New	\$25M
FTIF SICAV - Asian Growth Fund	PT Bank Central Asia Tbk		(\$29M)
Fidelity Funds SICAV - Sustainable ..	PT Bank Central Asia Tbk		(\$29M)
iShares Tr. - MSCI All Country Asia ..	Housing Development Fin..		(\$32M)
Baillie Gifford Overseas Growth Fun..	AU Small Finance Bank Li..	Close	(\$32M)
Fidelity Funds SICAV - Sustainable ..	China Merchants Bank C..	Close	(\$33M)
Fidelity Inv. Funds - Asia Fund	E.SUN Financial Holding C..	Close	(\$35M)
T Rowe Price New Asia Fund	Housing Development Fin..	Close	(\$35M)



Aggregate Stock Holdings Data, Ranked by Most Widely Held.

Ticker	Stock Name	Funds Invested %	Average Weight	Vs Benchmark	Fund AUM, \$
9988-HK	Alibaba Group Holding Ltd.	83.65%	3.56%	0.20%	\$2,371M
9618-HK	JD.com, Inc. Class A	54.81%	0.92%	0.13%	\$828M
SE-US	Sea Ltd. (Singapore) Sponsor..	45.19%	0.52%	0.12%	\$396M
YUMC-US	Yum China Holdings, Inc.	35.58%	0.74%	0.32%	\$543M
9961-HK	Trip Com Group Ltd	33.65%	0.70%	0.34%	\$733M
2331-HK	Li Ning Company Limited	28.85%	0.33%	0.10%	\$207M
2313-HK	Shenzhou International Group..	28.85%	0.37%	0.23%	\$354M
532500-IN	Maruti Suzuki India Limited	25.96%	0.37%	0.11%	\$172M
1211-HK	BYD Company Limited Class H	24.04%	0.44%	-0.13%	\$190M
PDD-US	Pinduoduo, Inc. Sponsored AD..	22.12%	0.51%	-0.23%	\$209M
000333-CN	Midea Group Co. Ltd. Class A	19.23%	0.31%	0.31%	\$313M
601888-CN	China Tourism Group Duty Fre..	18.27%	0.15%	0.11%	\$168M
1910-HK	Samsonite International S.A.	18.27%	0.26%	0.26%	\$224M
500520-IN	Mahindra & Mahindra Ltd.	13.45%	0.25%	-0.02%	\$58M
012330-KR	Hyundai Mobis Co., Ltd	13.45%	0.19%	0.01%	\$131M



Top Stock Holdings, %

Fund Name	Ticker	Stock Name	Percentage
PineBridge Global Funds - Asia (ex-Jap..	PDD-US	Pinduoduo, Inc. Spons..	9.62%
E Fund Asia Selected Stock Fund	9988-HK	Alibaba Group Holding..	7.53%
Morgan Stanley Invt. Fds. - Asia Opport..	9961-HK	Trip Com Group Ltd	7.04%
Mirae Asset Glb. Discovery Fd. - ESG Asi..	9988-HK	Alibaba Group Holding..	6.85%
GS Funds - Asia Equity Portfolio	9988-HK	Alibaba Group Holding..	6.74%
BlackRock Global Funds - Asian Growth..	9988-HK	Alibaba Group Holding..	6.60%
Allianz Intl. Invt. Fds. - Total Return Asi..	9988-HK	Alibaba Group Holding..	6.47%
Mirae Asset Glb. Discovery Fd. - ESG Asi..	1211-HK	BYD Company Limited..	6.47%
Allianz Global Investors Fund - Total Re..	9988-HK	Alibaba Group Holding..	6.46%
Robeco Capital Gr. Fds. - Asian Stars E..	9988-HK	Alibaba Group Holding..	6.41%
E Fund Asia Selected Stock Fund	1179-HK	Huazhu Group Ltd.	6.38%
AB FCP I - Asia (ex-Japan) Equity Portf..	9988-HK	Alibaba Group Holding..	6.29%
E Fund Asia Selected Stock Fund	SE-US	Sea Ltd. (Singapore) ..	6.28%
GemAsia	9988-HK	Alibaba Group Holding..	6.28%
Robeco Capital Gr. Fds. - Sustainable A..	9988-HK	Alibaba Group Holding..	6.27%

Aggregate Country Holdings, %

Country	Percentage	Change	Weight
China & HK	11.37%	0.99%	100.00%
India	1.27%	-0.48%	58.65%
South Korea	0.95%	-0.38%	50.00%
Singapore	0.55%	0.05%	47.12%
Taiwan	0.41%	0.11%	25.92%
United States	0.26%	0.26%	18.27%
Vietnam	0.23%	0.23%	10.58%
Philippines	0.22%	0.12%	15.38%
Japan	0.12%	0.12%	3.85%
Indonesia	0.09%	0.09%	8.65%
Thailand	0.07%	-0.08%	9.62%
Italy	0.05%	0.05%	0.96%
Malaysia	0.05%	-0.03%	4.81%
Switzerland	0.04%	0.04%	2.88%
France	0.03%	0.03%	1.92%

Top Country Holdings, %

Fund Name	Country	Percentage
PineBridge Global Funds - Asia (ex-Jap..	China & HK	29.48%
E Fund Asia Selected Stock Fund	China & HK	24.15%
PineBridge Fund Series - Asian Fund	China & HK	23.15%
JKC Fund - La Francaise JKC Asia Equit..	China & HK	21.69%
Mirae Asset Glb. Discovery Fd. - ESG Asi..	China & HK	19.82%
GAM Star Fund Plc - Asian Equity	China & HK	17.96%
Robeco Capital Gr. Fds. - Asian Stars E..	China & HK	17.35%
Mirae Asset Glb. Discovery Fd. - ESG Asi..	China & HK	16.74%
Comgest Growth Plc - Growth Asia (ex-..	China & HK	16.44%
CG Nouvelle Asie	China & HK	16.12%
Mirabaud - Equities Asia (ex-Japan)	China & HK	15.94%
Schroder Asian Growth Fund	China & HK	15.39%
Schroder ISF - Asian Opportunities	China & HK	15.22%
Fidelity Invt. Funds - Asia Fund	China & HK	15.13%
Vantobel Fund - mtx Sustainable Asian..	China & HK	14.63%

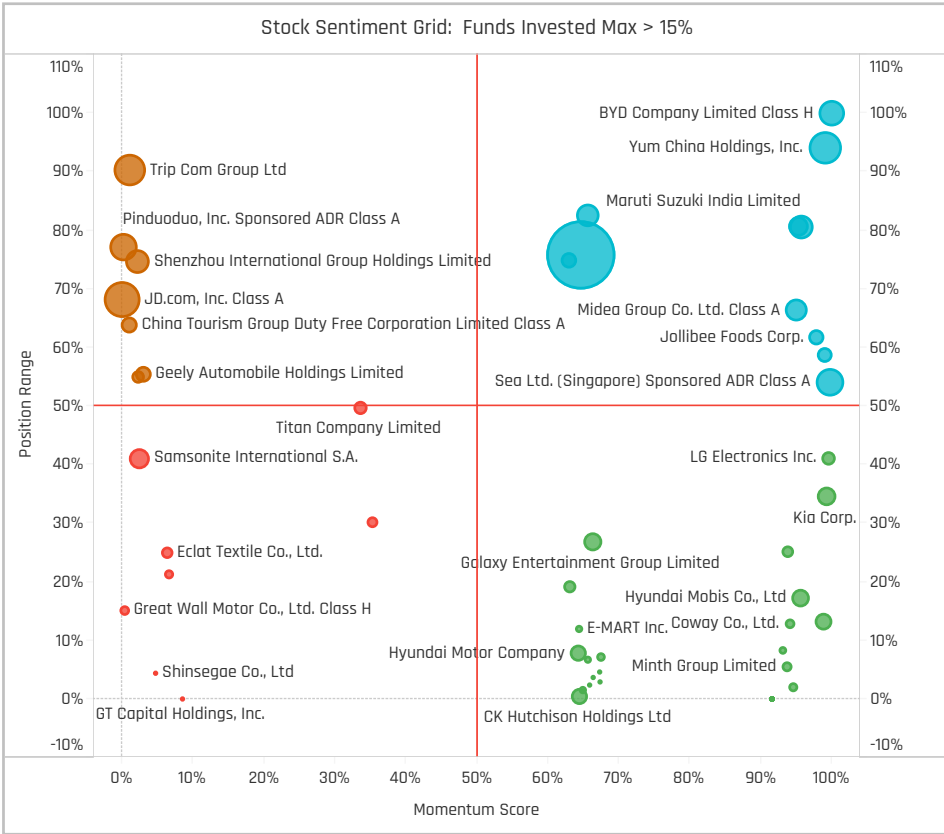
Top Stock Holdings, \$

Fund Name	Ticker	Stock Name	Value
Morgan Stanley Invt. Fds. - Asia Opport..	9961-HK	Trip Com Group Ltd	\$354M
Schroder ISF - Asian Opportunities	9988-HK	Alibaba Group Holding L..	\$281M
Morgan Stanley Invt. Fds. - Asia Opport..	6862-HK	Haidilao International H..	\$243M
Fidelity Invt. Funds - Asia Fund	9988-HK	Alibaba Group Holding L..	\$166M
Matthews Pacific Tiger Fund	9988-HK	Alibaba Group Holding L..	\$165M
Schroder ISF - Asian Opportunities	HTHT-US	H World Group Limited S..	\$137M
Hermes Invt. Funds - Asia (ex-Japan) E..	9988-HK	Alibaba Group Holding L..	\$132M
Hermes Invt. Funds - Asia (ex-Japan) E..	1-HK	CK Hutchison Holdings L..	\$128M
Schroder ISF - Asian Opportunities	27-HK	Galaxy Entertainment Gr..	\$114M
Hermes Invt. Funds - Asia (ex-Japan) E..	7267-JP	Honda Motor Co., Ltd.	\$109M
Matthews Pacific Tiger Fund	YUMC-US	Yum China Holdings, Inc.	\$104M
Schroder ISF - Asian Opportunities	9618-HK	JD.com, Inc. Class A	\$104M
Schroder ISF - Asian Opportunities	000333-..	Midea Group Co. Ltd. Cla..	\$103M
Schroder ISF - Asian Opportunities	1910-HK	Samsonite International..	\$100M
Hermes Invt. Funds - Asia (ex-Japan) E..	9618-HK	JD.com, Inc. Class A	\$99M

Largest Changes in Fund Weight, %

Fund Name	New or C..	Change
Mirae Asset Glob. Discovery Fd. - ..		8.56%
BNP Paribas Funds - Asia ex-Ja..		4.57%
Mirae Asset Glob. Discovery Fd. - ..		3.21%
T Rowe Price Asia Opportunities ..		3.04%
T. Rowe Price Funds SICAV - Asi..		2.93%
T. Rowe Price Fds. OEIC - Asian O..		2.78%
TT International Funds Plc - Asia..		1.77%
Sydinvest Fjernosten		-4.58%
Invesco Funds - Asia Opportuniti..		-4.70%
Fidelity Asia Fund		-4.80%
GAM Multistock SICAV - Asia Foc..		-5.50%
Natixis Intl. Fds. (Lux) I - Natixis ..		-5.53%
AB FCP I - Asia (ex-Japan) Equit..		-7.02%
LO Funds - Asia High Conviction		-7.49%

Ave Wgt Δ	Funds Invested Δ	Fund Flows, \$	Av Wgt vs AAXJ Δ	Funds O/W % Δ
-0.69%	0.00%	\$84M	-0.84%	-1.92%



Aggregate Stock Holdings Changes

Ticker	Stock Name	Funds Invested % Δ	Average Weight Δ	Fund Flows, \$
1211-HK	BYD Company Limited Class H	5.77%	0.17%	\$90M
SE-US	Sea Ltd. (Singapore) Sponso..	4.81%	0.09%	\$32M
HTHT-US	H World Group Limited Sponso..	3.85%	0.01%	\$5M
2015-HK	Li Auto, Inc. Class A	3.85%	0.09%	\$4M
066570-KR	LG Electronics Inc.	3.85%	0.04%	\$16M
YUMC-US	Yum China Holdings, Inc.	2.88%	0.02%	(\$34M)
2338-HK	Weichai Power Co., Ltd. Class H	2.88%	0.02%	\$0M
CRC.R-TH	Central Retail Corporation Pub..	-2.88%	-0.04%	(\$9M)
500114-IN	Titan Company Limited	-2.88%	0.02%	(\$13M)
9866-HK	NIO Inc. Class A	-3.85%	-0.01%	(\$17M)
PDD-US	Pinduoduo, Inc. Sponsored AD..	-3.85%	-0.16%	(\$83M)
2333-HK	Great Wall Motor Co., Ltd. Clas..	-4.81%	-0.06%	(\$31M)
6690-HK	Haier Smart Home Co., Ltd. Cla..	-5.77%	-0.08%	(\$21M)
9618-HK	JD.com, Inc. Class A	-9.62%	-0.60%	(\$66M)

Largest Fund Flows, \$

Fund Name	New or Cl..	Flow
Hermes Invt. Funds - Asia (ex-J..		\$128M
Fidelity Funds SICAV - Sustaina..		\$84M
Schroder ISF - Asian Opportunit..		\$81M
Fidelity Invt. Funds - Asia Fund		\$39M
Fidelity Funds SICAV - Asian Sp..		\$22M
FTIF SICAV - Asian Growth Fund		\$18M
Mirae Asset Glob. Discovery Fd. - ..		\$16M
Natixis Intl. Fds. (Lux) I - Natixis..		(\$17M)
Baillie Gifford Overseas Growth ..		(\$22M)
iShares Tr. - MSCI All Country A..		(\$32M)
Fidelity Asia Fund		(\$36M)
Matthews Pacific Tiger Fund		(\$39M)
LO Funds - Asia High Conviction		(\$51M)
T Rowe Price New Asia Fund		(\$53M)

Largest Fund Level Changes in Stock Weight, %

Fund Name	Stock Name	New ..	Change
Carnegie Asia	BYD Company Limited Cl..	New	3.97%
Eastspring Investments - Asian Dy..	JD.com, Inc. Class A	New	2.64%
Eastspring Investments - Asian Dy..	Tongcheng Travel Haldin..	New	2.52%
JKC Fund - La Francaise JKC Asia ..	Ningbo Tuopu Group Co., ..	New	2.15%
Mirae Asset Glob. Discovery Fd. - ES..	BYD Company Limited Cl..		2.03%
Natixis Intl. Fds. (Lux) I - Natixis As..	Kia Corp.	New	2.01%
BNP Paribas Funds - Asia ex-Japa..	BYD Company Limited Cl..	New	1.91%
LO Funds - Asia High Conviction	JD.com, Inc. Class A	Close	-2.74%
BlackRock Global Funds - Asian Gr..	Pinduoduo, Inc. Sponso..	Close	-2.74%
Sydinvest Fjernosten	JD.com, Inc. Class A	Close	-2.90%
Carnegie Asia	Pinduoduo, Inc. Sponso..	Close	-3.11%
Fidelity Asia Fund	Trip Com Group Ltd	Close	-3.90%
Carnegie Asia	JD.com, Inc. Class A		-4.92%
Eastspring Investments - Asian Dy..	Trip Com Group Ltd	Close	-5.07%

Aggregate Country Holding Changes

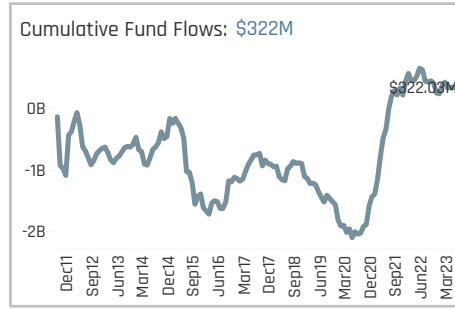
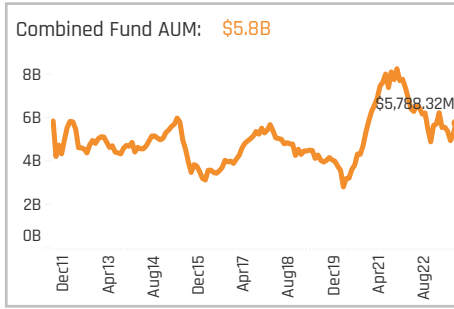
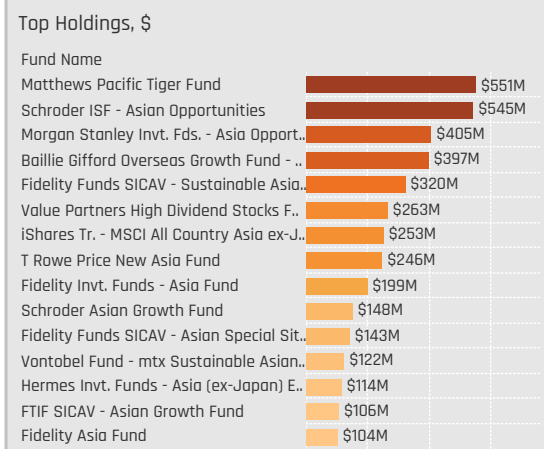
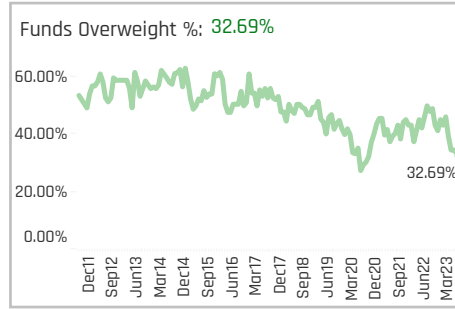
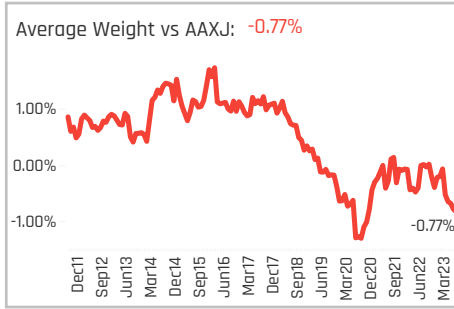
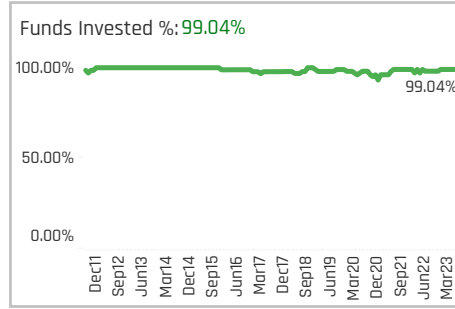
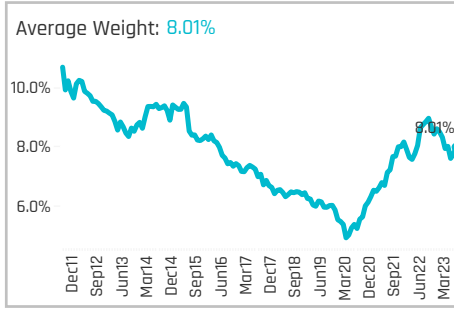
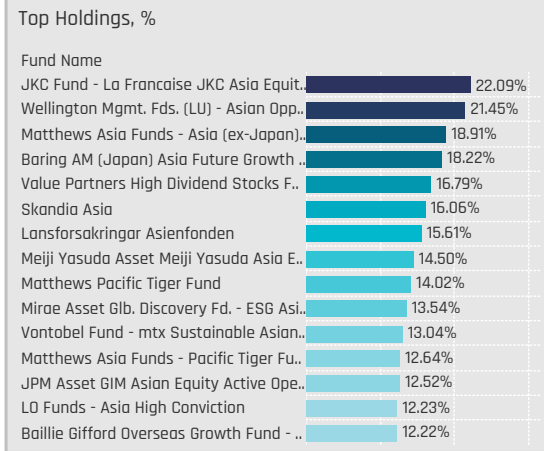
Country	Change	Funds Invested Δ
India	4.81%	\$16M
Singapore	4.81%	\$31M
South Korea	0.96%	\$49M
Vietnam	0.96%	\$4M
Switzerland	0.00%	(\$29M)
Sri Lanka	0.00%	\$0M
Philippines	0.00%	\$6M
Bangladesh	0.00%	\$0M
Australia	0.00%	\$0M
Thailand	-0.96%	(\$7M)
France	-0.96%	(\$9M)
Taiwan	-1.92%	(\$16M)
United States	-1.92%	(\$25M)
Indonesia	-2.88%	(\$2M)

Largest Changes in Fund Country Weight, %

Fund Name	New o..	Country	Change
Mirae Asset Glob. Discovery Fd. - ESG ..		China & HK	9.47%
Mirae Asset Glob. Discovery Fd. - ESG ..		China & HK	2.26%
Swedbank Robur Asienfond	New	South Korea	2.09%
Carnegie Asia		India	2.02%
TT International Funds Plc - Asia (ex..		China & HK	1.90%
BNP Paribas Funds - Asia ex-Japan ..	New	South Korea	1.89%
T Rowe Price Asia Opportunities Fun..		China & HK	1.85%
Fidelity Asia Fund		China & HK	-4.80%
Invesco Funds - Asia Opportunitie..		China & HK	-5.26%
Carnegie Asia		China & HK	-5.64%
Sydinvest Fjernosten		China & HK	-5.76%
AB FCP I - Asia (ex-Japan) Equity Pa..		China & HK	-5.77%
Natixis Intl. Fds. (Lux) I - Natixis Asia..		China & HK	-7.22%
LO Funds - Asia High Conviction		China & HK	-7.28%

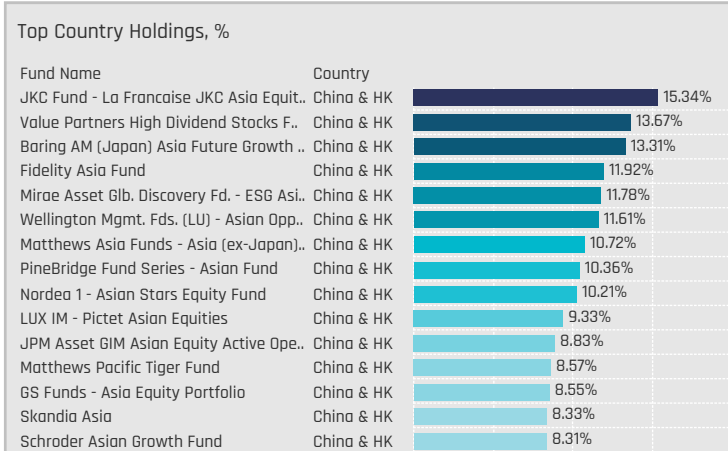
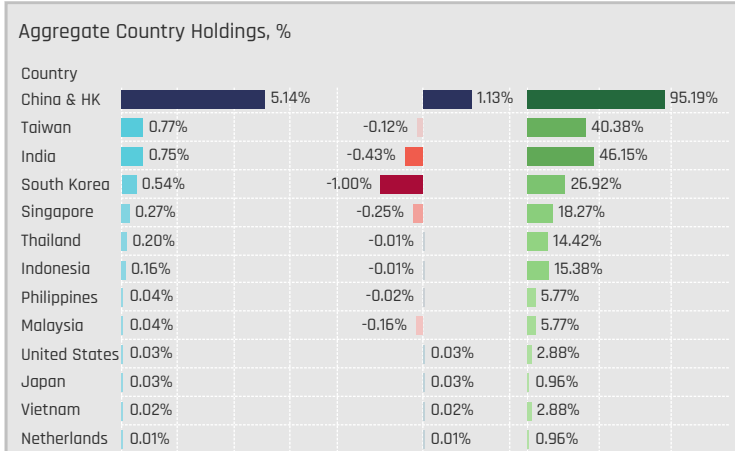
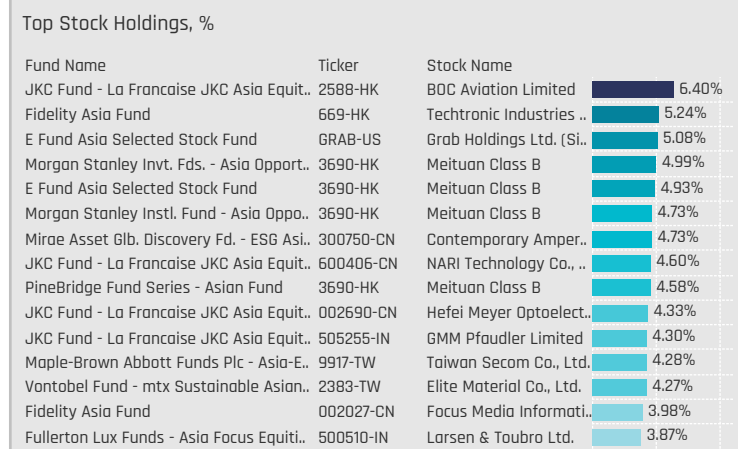
Largest Fund Level Stock Inflows/Outflows, \$

Fund Name	Stock Name	New..	Flow
Hermes Invt. Funds - Asia (ex-Japa..	Alibaba Group Holding Lt..		\$51M
Fidelity Funds SICAV - Sustainable ..	China Tourism Group Dut..	New	\$50M
Schroder ISF - Asian Opportunitie..	Alibaba Group Holding Lt..		\$43M
Fidelity Invt. Funds - Asia Fund	BYD Company Limited Cl..	New	\$39M
Fidelity Funds SICAV - Sustainable ..	Sands China Ltd.		\$35M
Fidelity Invt. Funds - Asia Fund	Zhejiang Supor Co., Ltd. ..		\$33M
Hermes Invt. Funds - Asia (ex-Japa..	Trip Com Group Ltd	New	\$27M
Fidelity Funds SICAV - Sustainable ..	Zhejiang Supor Co., Ltd. ..	Close	(\$18M)
T Rowe Price New Asia Fund	Compagnie Financiere Ri..		(\$20M)
Schroder ISF - Asian Opportunitie..	Samsonite International ..		(\$21M)
T Rowe Price New Asia Fund	Jiangsu Hengli Hydraulic ..	Close	(\$26M)
Fidelity Asia Fund	Trip Com Group Ltd	Close	(\$32M)
Fidelity Funds SICAV - Sustainable ..	Trip Com Group Ltd		(\$33M)
Matthews Pacific Tiger Fund	Pinduoduo, Inc. Sponso..		(\$43M)



Aggregate Stock Holdings Data, Ranked by Most Widely Held.

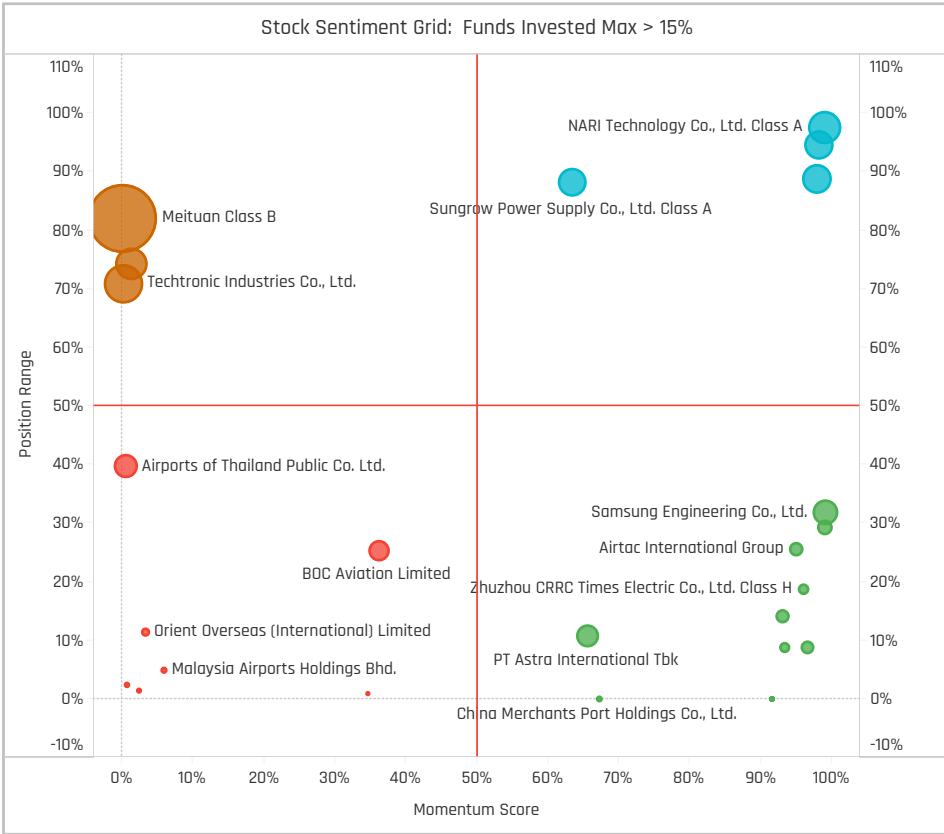
Ticker	Stock Name	Funds Invested %	Average Weight	Vs Benchmark	Fund AUM, \$
3690-HK	Meituan Class B	70.19%	1.59%	0.06%	\$1,386M
669-HK	Techntron Industries Co., Ltd.	39.42%	0.49%	0.25%	\$500M
600406-CN	NARI Technology Co., Ltd. Clas..	24.04%	0.34%	0.31%	\$202M
5871-TW	Chalease Holding Co. Ltd.	22.12%	0.32%	0.16%	\$204M
300750-CN	Contemporary Amperex Tech..	22.12%	0.26%	0.11%	\$94M
300274-CN	Sungrow Power Supply Co., Lt..	22.12%	0.24%	0.22%	\$84M
300124-CN	Shenzhen Inovance Technolo..	21.15%	0.26%	0.24%	\$214M
AOT-TH	Airports of Thailand Public Co...	13.46%	0.16%	0.02%	\$52M
ASII-ID	PT Astra International Tbk	12.50%	0.15%	0.00%	\$69M
028050-KR	Samsung Engineering Co., Ltd.	10.58%	0.19%	0.11%	\$231M
600031-CN	Sony Heavy Industry Co., Ltd. .	9.62%	0.12%	0.09%	\$125M
GRAB-US	Grab Holdings Ltd. (Singapore..	8.65%	0.17%	0.05%	\$265M
500510-IN	Larsen & Toubro Ltd.	8.65%	0.15%	-0.21%	\$41M
373220-KR	LG Energy Solution Ltd.	8.65%	0.11%	-0.14%	\$38M
300347-CN	Hangzhou Tigermed Consultin..	7.69%	0.06%	0.05%	\$15M



Largest Changes in Fund Weight, %

Fund Name	New or C..	Change
JKC Fund - La Francaise JKC Asi..		3.73%
Nordea 1 - Asian Stars Equity Fu..		3.27%
Sydinvest Fjernosten		3.15%
Invesco Funds - Asia Opportuniti..		2.99%
SEB Asia (ex-Japan) Fund		2.97%
Vontobel Fund - mtX Sustainabl..		2.89%
SEB Fund 2 - Asia (ex-Japan) Fu..		2.33%
Goldman Sachs Funds III - Asia ..		-3.84%
BNP Paribas Funds - Asia ex-Ja..		-4.04%
T Rowe Price Asia Opportunities ..		-4.14%
T. Rowe Price Funds SICAV - Asi..		-4.15%
T. Rowe Price Fds. OEIC - Asian O..		-4.28%
JPMorgan (Taiwan) Asia Domes..		-5.27%
Nomura Fds. Ireland Plc - Asia (e..		-6.02%

Ave Wgt Δ	Funds Invested Δ	Fund Flows, \$	Av Wgt vs AAXJ Δ	Funds O/W % Δ
-0.52%	0.00%	(\$56M)	-0.58%	-10.58%



Aggregate Stock Holdings Changes

Ticker	Stock Name	Funds Invested % Δ	Average Weight Δ	Fund Flows, \$
300124-CN	Shenzhen Inovance Technolog..	2.88%	0.01%	\$31M
HSAI-US	Hesai Group Sponsored ADR	2.88%	0.01%	\$11M
6488-TW	GlobalWafers Co., Ltd.	2.88%	0.03%	\$5M
600009-CN	Shanghai International Airport..	2.88%	0.02%	\$20M
300751-CN	Suzhou Maxwell Technologies ..	2.88%	0.02%	\$47M
300750-CN	Contemporary Amperex Techn..	2.88%	0.01%	\$17M
600406-CN	NARI Technology Co., Ltd. Clas..	1.92%	0.04%	\$11M
300014-CN	EVE Energy Co. Ltd. Class A	-2.88%	-0.02%	(\$3M)
002531-CN	Titan Wind Energy (Suzhou) C..	-2.88%	-0.02%	(\$28M)
AOT-TH	Airports of Thailand Public Co. ..	-3.85%	-0.06%	(\$47M)
600233-CN	YTO Express Group Co.,Ltd. Cla..	-3.85%	-0.02%	(\$5M)
669-HK	Techtronic Industries Co., Ltd.	-4.81%	-0.15%	(\$43M)
C52-SG	Comfortdelgro Corporation Li..	-4.81%	-0.03%	(\$19M)
3690-HK	Meituan Class B	-8.65%	-0.44%	(\$65M)

Largest Fund Flows, \$

Fund Name	New or Cl..	Flow
Fidelity Funds SICAV - Sustaina..		\$83M
Schroder ISF - Asian Opportunit..		\$48M
Invesco Funds - Asia Opportuni..		\$13M
Fidelity Funds SICAV - Asian Eq..		\$12M
Hermes Invt. Funds - Asia (ex-J..		\$10M
Nordea 1 - Asian Stars Equity F..		\$9M
Sydinvest Fjernosten		\$9M
Pictet - Asian Equities (ex-Japa..		(\$16M)
BlackRock Global Funds - Asian ..		(\$17M)
Fidelity Invt. Funds - Asia Fund		(\$21M)
iShares Tr. - MSCI All Country A..		(\$22M)
JPMorgan Fund ICVC - Asia Gro..		(\$22M)
JPMorgan Funds - Asia Growth ..		(\$25M)
BNP Paribas Funds - Asia ex-Ja..		(\$43M)

Largest Fund Level Changes in Stock Weight, %

Fund Name	Stock Name	New ..	Change
Fullerton Lux Funds - Asia Focus E..	Larsen & Toubro Ltd.	New	3.87%
Meiji Yasuda Asset Meiji Yasuda A..	JMT Network Services Pu..	New	3.42%
Invesco Funds - Asia Opportunities..	Meituan Class B	New	3.33%
Carnegie Asia	Supreme Industries Limit..	New	2.42%
Vontobel Fund - mtX Sustainable ..	Elite Material Co., Ltd.		2.19%
JKC Fund - La Francaise JKC Asia ..	BOC Aviation Limited		1.95%
JKC Fund - La Francaise JKC Asia ..	GMM Pfaunder Limited		1.94%
Baring International Umbrella Fun..	Grab Holdings Ltd. (Singa..	Close	-2.14%
JPMorgan (Taiwan) Asia Domestic ..	Meituan Class B	Close	-2.41%
BNP Paribas Funds - Asia ex-Japa..	Meituan Class B	Close	-2.44%
T. Rowe Price Funds SICAV - Asian ..	Meituan Class B	Close	-2.65%
T Rowe Price Asia Opportunities F..	Meituan Class B	Close	-2.66%
T. Rowe Price Fds. OEIC - Asian Op..	Meituan Class B	Close	-2.67%
Fullerton Lux Funds - Asia Focus E..	China National Nuclear P..	Close	-2.79%

Aggregate Country Holding Changes

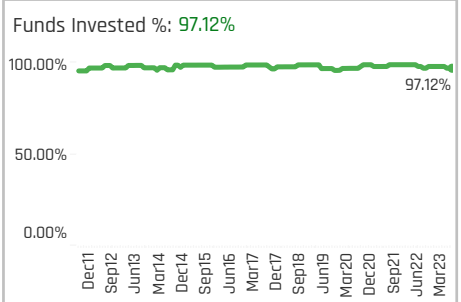
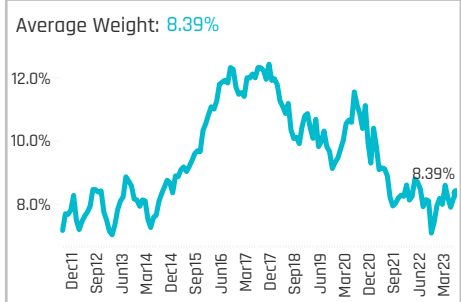
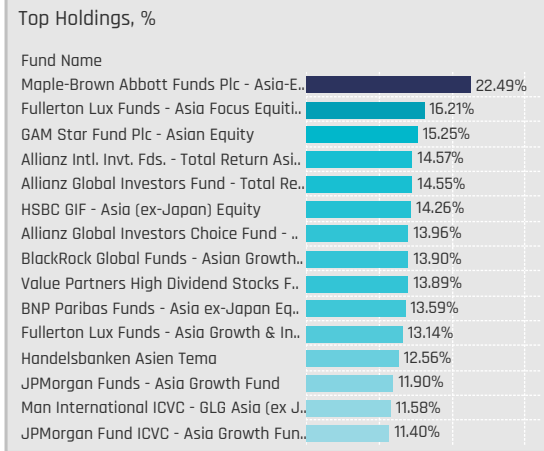
Country	Change	Flow
India	2.88%	\$7M
South Korea	1.92%	(\$3M)
Taiwan	0.96%	\$2M
Vietnam	0.00%	\$0M
United States	0.00%	(\$10M)
United Kingdom	0.00%	0.00%
Sri Lanka	0.00%	0.00%
Indonesia	0.00%	0.01%
China & HK	0.00%	(\$7M)
Canada	0.00%	0.00%
Australia	0.00%	0.00%
Malaysia	-1.92%	(\$8M)
Thailand	-3.85%	(\$46M)
Singapore	-6.02%	(\$34M)

Largest Changes in Fund Country Weight, %

Fund Name	New o..	Country	Change
Carnegie Asia	New	India	4.36%
Fullerton Lux Funds - Asia Focus Eq..	New	India	3.87%
Meiji Yasuda Asset Meiji Yasuda Asi..	New	Thailand	3.42%
Invesco Funds - Asia Opportunities ..	New	China & HK	3.33%
Nordea 1 - Asian Stars Equity Fund		China & HK	3.04%
Sydinvest Fjernosten	New	Taiwan	2.69%
Lansforsakringar Asienfonden		South Korea	2.59%
Pictet - Asian Equities (ex-Japan)		China & HK	-3.06%
Nomura Fds. Ireland Plc - Asia (ex-J..		China & HK	-3.63%
Lansforsakringar Asienfonden		China & HK	-3.74%
JPMorgan (Taiwan) Asia Domestic O..		China & HK	-3.85%
Fullerton Lux Funds - Asia Focus Eq..		China & HK	-4.22%
BNP Paribas Funds - Asia ex-Japan ..		China & HK	-4.34%
Skandia Asia		China & HK	-4.36%

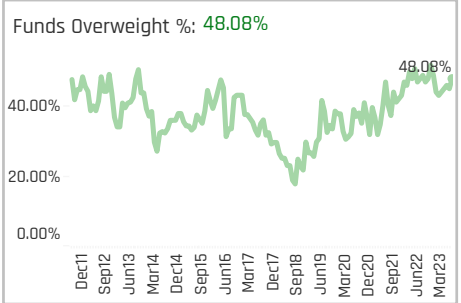
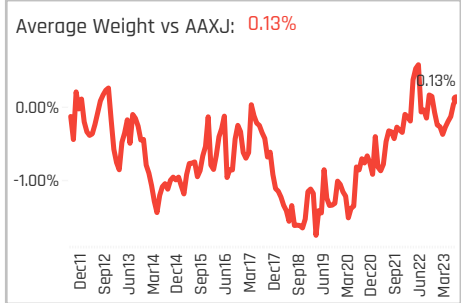
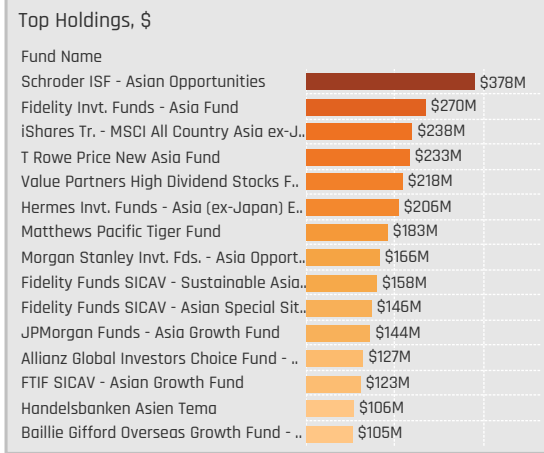
Largest Fund Level Stock Inflows/Outflows, \$

Fund Name	Stock Name	New..	Flow
Fidelity Funds SICAV - Sustainable ..	Suzhou Maxwell Technol..	New	\$35M
Fidelity Funds SICAV - Sustainable ..	Milkyway Chemical Suppl..	New	\$32M
Fidelity Funds SICAV - Sustainable ..	Shenzhen Inovance Techn..	New	\$29M
Schroder ISF - Asian Opportunities	Sany Heavy Industry Co., ..		\$27M
Hermes Invt. Funds - Asia (ex-Japa..	Cathay Pacific Airways Li..		\$22M
Matthews Pacific Tiger Fund	Meituan Class B		\$18M
Matthews Pacific Tiger Fund	Contemporary Amperex T..		\$17M
T Rowe Price New Asia Fund	Comfortdelgro Corporati..	Close	(\$13M)
FTIF SICAV - Asian Growth Fund	Crompton Greaves Consu..		(\$14M)
JPMorgan Funds - Asia Growth Fund	Airports of Thailand Publi..	Close	(\$14M)
Fidelity Funds SICAV - Sustainable ..	Hangzhou Honghua Digit..	Close	(\$16M)
Matthews Pacific Tiger Fund	Samsung Engineering Co..		(\$21M)
Fidelity Funds SICAV - Sustainable ..	Titan Wind Energy (Suzh..	Close	(\$21M)
T Rowe Price New Asia Fund	Meituan Class B		(\$24M)



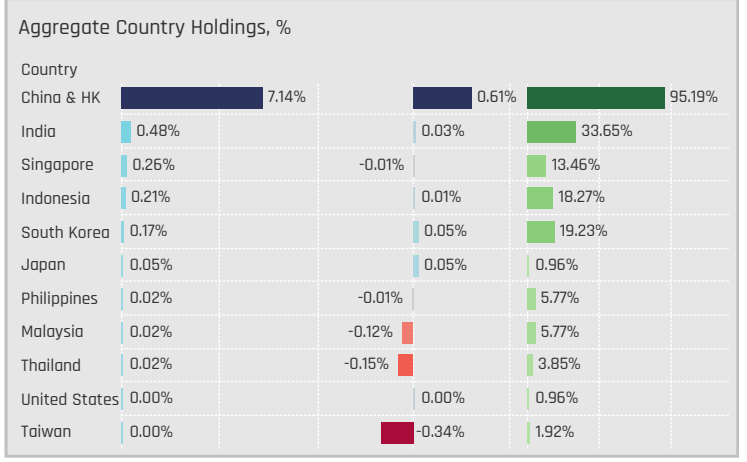
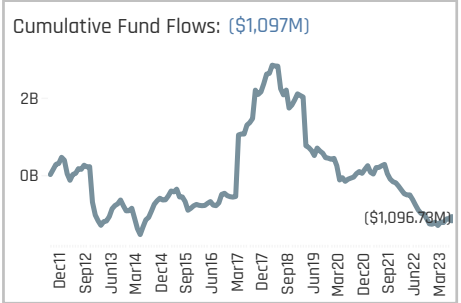
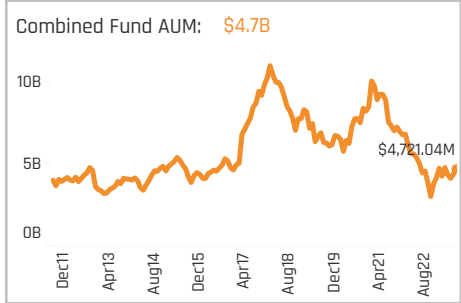
Aggregate Stock Holdings Data, Ranked by Most Widely Held.

Ticker	Stock Name	Funds Invested %	Average Weight	Vs Benchmark	Fund AUM, \$
700-HK	Tencent Holdings Ltd.	88.46%	4.89%	0.28%	\$3,100M
NTESF-US	NetEase, Inc.	32.69%	0.75%	0.05%	\$281M
BIDU-US	Baidu Inc Sponsored ADR Clas..	30.77%	0.64%	-0.08%	\$393M
TLKM-ID	PT Telkom Indonesia (Persero..	17.31%	0.20%	0.01%	\$64M
532454-IN	Bharti Airtel Limited	15.38%	0.33%	-0.06%	\$144M
Z74-SG	Singapore Telecommunicatio..	12.50%	0.25%	-0.02%	\$102M
300059-CN	East Money Information Co., L..	11.54%	0.17%	0.14%	\$50M
6823-HK	HKT Trust and HKT Ltd	6.73%	0.09%	0.02%	\$34M
505537-IN	Zee Entertainment Enterpris..	5.77%	0.04%	0.04%	\$54M
035900-KR	JYP Entertainment Corp	4.81%	0.04%	0.04%	\$20M
MMYT-US	MakeMyTrip Ltd.	3.85%	0.04%	0.04%	\$12M
788-HK	China Tower Corp. Ltd. Class H	3.85%	0.02%	-0.06%	\$10M
728-HK	China Telecom Corp. Ltd. Clas..	3.85%	0.12%	0.12%	\$139M
030200-KR	KT Corporation	3.85%	0.02%	0.00%	\$11M
030000-KR	Cheil Worldwide Inc.	3.85%	0.04%	0.04%	\$8M



Top Stock Holdings, %

Fund Name	Ticker	Stock Name	Percentage
E Fund Asia Selected Stock Fund	700-HK	Tencent Holdings Ltd.	9.79%
Maple-Brown Abbott Funds Plc - Asia-E...	941-HK	China Mobile Limited	8.99%
Value Partners High Dividend Stocks F...	728-HK	China Telecom Corp. L...	8.62%
Nomura Asset Asia Open	700-HK	Tencent Holdings Ltd.	8.38%
Nomura Fds. Ireland Plc - Asia (ex-Japa...	700-HK	Tencent Holdings Ltd.	8.35%
Sydivest Fjernosten	700-HK	Tencent Holdings Ltd.	8.06%
Allianz Global Investors Fund - Emergin...	700-HK	Tencent Holdings Ltd.	8.01%
GS Funds - Asia Equity Portfolio	700-HK	Tencent Holdings Ltd.	7.93%
Wellington Mgmt. Fds. (LU) - Asian Opp...	700-HK	Tencent Holdings Ltd.	7.87%
Mirabaud - Equities Asia (ex-Japan)	700-HK	Tencent Holdings Ltd.	7.65%
Invesco Funds - Asia Opportunities Equ...	700-HK	Tencent Holdings Ltd.	7.62%
Aliquy SICAV - Asia Fund	700-HK	Tencent Holdings Ltd.	7.51%
JPM Asset GIM Asian Equity Active Ope...	700-HK	Tencent Holdings Ltd.	7.39%
Nordea 1 - Asian Stars Equity Fund	700-HK	Tencent Holdings Ltd.	7.39%
Nordea Asian Stars Fund	700-HK	Tencent Holdings Ltd.	7.27%



Top Country Holdings, %

Fund Name	Country	Percentage
Maple-Brown Abbott Funds Plc - Asia-E...	China & HK	14.88%
HSBC GIF - Asia (ex-Japan) Equity	China & HK	13.89%
Fullerton Lux Funds - Asia Focus Equiti..	China & HK	13.28%
Value Partners High Dividend Stocks F...	China & HK	12.83%
GAM Star Fund Plc - Asian Equity	China & HK	12.50%
BlackRock Global Funds - Asian Growth..	China & HK	12.25%
Swedbank Robur Asienfond	China & HK	11.36%
GAM Multistock SICAV - Asia Focus Equ...	China & HK	10.91%
Wellington Mgmt. Fds. (LU) - Asian Opp...	China & HK	10.85%
BNP Paribas Funds - Asia ex-Japan Eq...	China & HK	10.72%
Nomura Fds. Ireland Plc - Asia (ex-Japa...	China & HK	10.71%
Handelsbanken Asien Tema	China & HK	10.53%
Skandia Asia	China & HK	10.45%
JPMorgan Funds - Asia Growth Fund	China & HK	9.82%
Nikko AM Global Umbrella Fund - Asia (...)	China & HK	9.79%

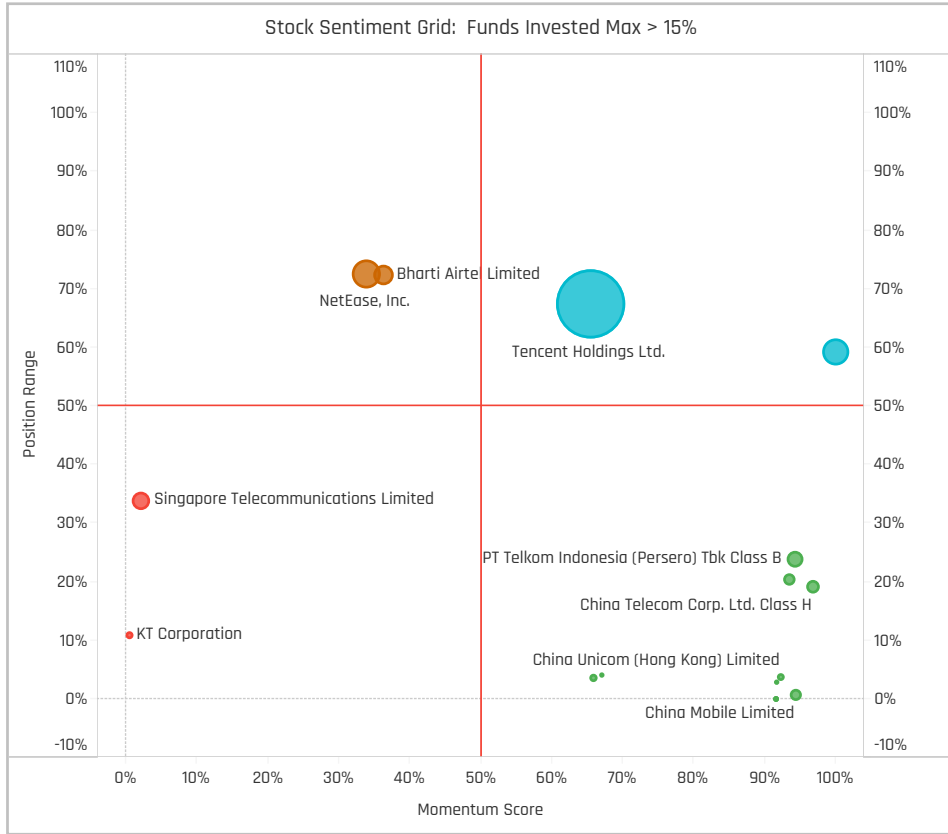
Top Stock Holdings, \$

Fund Name	Ticker	Stock Name	Value
Schroder ISF - Asian Opportunities	700-HK	Tencent Holdings Ltd.	\$345M
Fidelity Invst. Funds - Asia Fund	700-HK	Tencent Holdings Ltd.	\$231M
Matthews Pacific Tiger Fund	700-HK	Tencent Holdings Ltd.	\$183M
T Rowe Price New Asia Fund	700-HK	Tencent Holdings Ltd.	\$182M
Morgan Stanley Invst. Fds. - Asia Oppor...	700-HK	Tencent Holdings Ltd.	\$166M
Fidelity Funds SICAV - Sustainable Asia...	700-HK	Tencent Holdings Ltd.	\$158M
Hermes Invst. Funds - Asia (ex-Japan) E...	BIDU-US	Baidu Inc Sponsored AD...	\$140M
Value Partners High Dividend Stocks F...	728-HK	China Telecom Corp. Ltd...	\$135M
iShares Tr. - MSCI All Country Asia ex-J...	700-HK	Tencent Holdings Ltd.	\$133M
Fidelity Funds SICAV - Asian Special Sit...	700-HK	Tencent Holdings Ltd.	\$127M
FTIF SICAV - Asian Growth Fund	700-HK	Tencent Holdings Ltd.	\$114M
JPMorgan Funds - Asia Growth Fund	700-HK	Tencent Holdings Ltd.	\$84M
E Fund Asia Selected Stock Fund	700-HK	Tencent Holdings Ltd.	\$76M
Pictet - Asian Equities (ex-Japan)	700-HK	Tencent Holdings Ltd.	\$75M
Schroder Asian Growth Fund	700-HK	Tencent Holdings Ltd.	\$72M

Largest Changes in Fund Weight, %

Fund Name	New or C..	Change
Fidelity Funds SICAV - Sustaina..		3.42%
Fidelity Funds SICAV - Asian Equ..		3.40%
Fidelity Invt. Funds - Emerging A..		3.30%
Sydinvest Fjernosten		2.66%
Nomura Fds. Ireland Plc - Asia (e..		2.34%
Handelsbanken Asien Tema		2.29%
Goldman Sachs Funds III - Asia ..		2.03%
BlackRock Asia Fund		-1.24%
Franklin Asian Equity Fund		-1.30%
GAM Multistock SICAV - Asia Foc..		-1.43%
BlackRock Global Funds - Asian ..		-1.48%
Hermes Invt. Funds - Asia (ex-Ja..		-1.84%
Lansforsakringar Asienfonden		-2.28%
Fullerton Lux Funds - Asia Focus..		-3.23%

Ave Wgt Δ	Funds Invested Δ	Fund Flows, \$	Av Wgt vs AAXJ Δ	Funds O/W % Δ
0.18%	-0.96%	\$89M	0.38%	3.85%



Aggregate Stock Holdings Changes

Ticker	Stock Name	Funds Invested % Δ	Average Weight Δ	Fund Flows, \$
BIDU-US	Baidu Inc Sponsored ADR Clas..	5.77%	0.16%	\$25M
IQ-US	IQIYI, Inc. Sponsored ADR Class..	1.92%	0.02%	\$2M
6947-MY	DiGi.Com Bhd	1.92%	0.01%	\$1M
352820-KR	Big Hit Entertainment Co., Ltd.	1.92%	0.02%	\$3M
1883-HK	CITIC Telecom International Ho..	1.92%	0.00%	\$0M
WB-US	Weibo Corp. Sponsored ADR Cl..	0.96%	-0.01%	\$4M
MAJOR-TH	Major Cineplex Group Public C..	0.96%	0.01%	\$4M
Z74-SG	Singapore Telecommunication..	-1.92%	-0.05%	(\$25M)
MMYT-US	MakeMyTrip Ltd.	-1.92%	-0.03%	(\$3M)
505537-IN	Zee Entertainment Enterprises..	-1.92%	-0.01%	(\$6M)
030000-KR	Cheil Worldwide Inc.	-1.92%	-0.02%	(\$2M)
032640-KR	LG Uplus Corp	-2.88%	-0.03%	(\$4M)
NTESF-US	NetEase, Inc.	-2.88%	0.09%	(\$30M)
030200-KR	KT Corporation	-3.85%	-0.08%	(\$29M)

Largest Fund Flows, \$

Fund Name	New or Cl..	Flow
Fidelity Funds SICAV - Sustaina..		\$138M
T Rowe Price New Asia Fund		\$37M
Fidelity Funds SICAV - Asian Equ..		\$37M
Schroder ISF - Asian Oppportunit..		\$25M
Handelsbanken Asien Tema		\$13M
Pictet - Asian Equities (ex-Japa..		\$12M
Sydinvest Fjernosten		\$8M
LO Funds - Asia High Conviction		(\$6M)
JPMorgan Fund ICVC - Asia Gro..		(\$13M)
Fidelity Invt. Funds - Asia Fund		(\$17M)
BlackRock Global Funds - Asian ..		(\$25M)
BNP Paribas Funds - Asia ex-Ja..		(\$25M)
iShares Tr. - MSCI All Country A..		(\$30M)
Hermes Invt. Funds - Asia (ex-J..		(\$42M)

Largest Fund Level Changes in Stock Weight, %

Fund Name	Stock Name	New ..	Change
Fullerton Lux Funds - Asia Focus E..	China Mobile Limited Cla..	New	4.61%
Fidelity Funds SICAV - Sustainable..	Tencent Holdings Ltd.		3.42%
Fidelity Funds SICAV - Asian Equit..	Tencent Holdings Ltd.		3.40%
Fidelity Invt. Funds - Emerging Asi..	Tencent Holdings Ltd.		3.30%
BlackRock Global Funds - Asian Gr..	Baidu Inc Sponsored ADR..	New	2.53%
Sydinvest Fjernosten	Tencent Holdings Ltd.		2.44%
Nomura Fds. Ireland Plc - Asia (ex-..	Baidu Inc Sponsored ADR..	New	2.35%
Lansforsakringar Asienfonden	NetEase, Inc.	Close	-1.79%
Carnegie Asia	NetEase, Inc.		-1.81%
Robeco Capital Gr. Fds. - Sustaina..	KT Corporation		-1.85%
GAM Multistock SICAV - Asia Focus..	MakeMyTrip Ltd.	Close	-1.93%
Invesco Funds - Asia Opportunities..	NetEase, Inc.	Close	-2.04%
Fullerton Lux Funds - Asia Focus E..	Bharti Airtel Limited		-2.54%
Fullerton Lux Funds - Asia Focus E..	Singapore Telecommunic..	Close	-7.02%

Aggregate Country Holding Changes

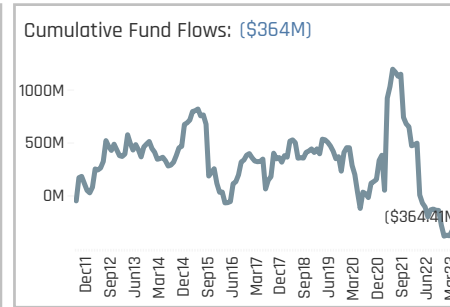
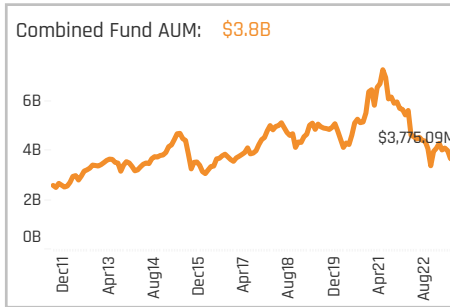
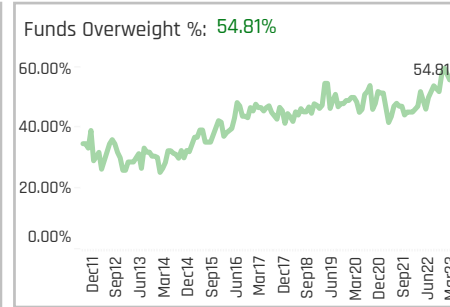
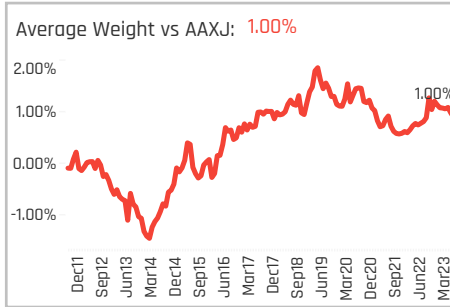
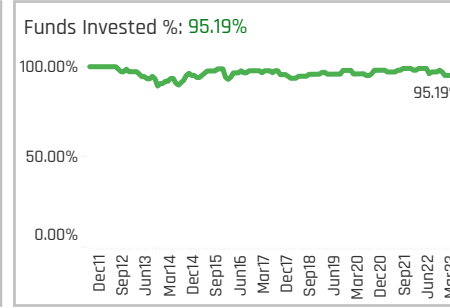
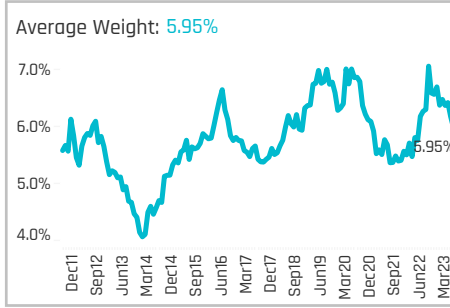
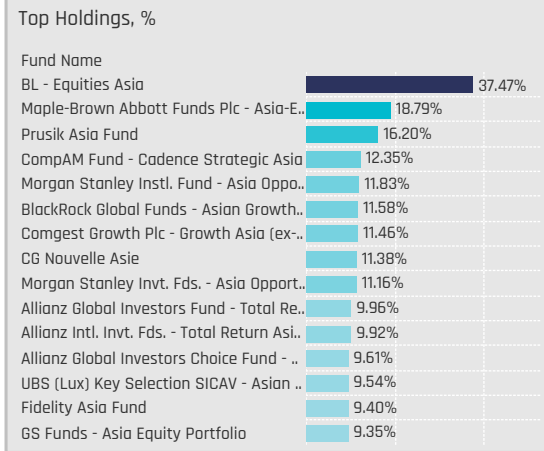
Country	Change	Flow
Malaysia	1.92%	\$0M
Thailand	0.96%	\$4M
United States	0.00%	\$0M
Taiwan	0.00%	(\$2M)
Sweden	0.00%	
Sri Lanka	0.00%	
South Africa	0.00%	
Australia	0.00%	
Japan	-0.96%	(\$8M)
Indonesia	-0.96%	(\$3M)
China & HK	-0.96%	\$167M
India	-1.92%	(\$3M)
Singapore	-1.92%	(\$25M)
South Korea	-6.73%	(\$37M)

Largest Changes in Fund Country Weight, %

Fund Name	New a..	Country	Change
Fullerton Lux Funds - Asia Focus Eq..		China & HK	6.32%
Fidelity Funds SICAV - Sustainable ..		China & HK	3.42%
Fidelity Funds SICAV - Asian Equity ..		China & HK	3.40%
Fidelity Invt. Funds - Emerging Asia ..		China & HK	3.30%
BlackRock Global Funds - Asian Gro..		China & HK	3.17%
Sydinvest Fjernosten		China & HK	2.90%
Robeco Capital Gr. Fds. - Asian Star..		China & HK	2.82%
Hermes Invt. Funds - Asia (ex-Japan..		China & HK	-1.56%
BlackRock Global Funds - Asian Gro..	Close	South Korea	-1.65%
Robeco Capital Gr. Fds. - Sustainabl..		South Korea	-1.85%
GAM Multistock SICAV - Asia Focus ..	Close	India	-1.93%
Lansforsakringar Asienfonden		China & HK	-2.23%
Fullerton Lux Funds - Asia Focus Eq..		India	-2.54%
Fullerton Lux Funds - Asia Focus Eq..	Close	Singapore	-7.02%

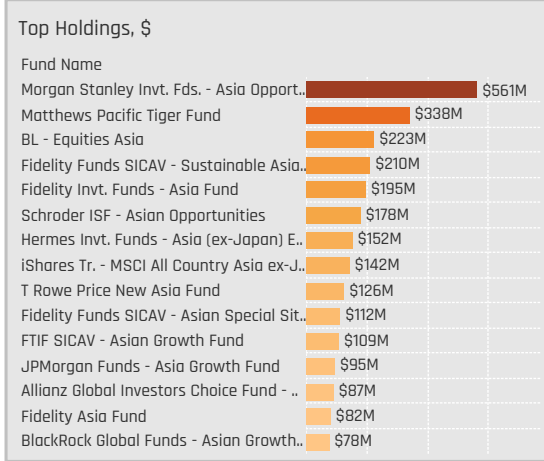
Largest Fund Level Stock Inflows/Outflows, \$

Fund Name	Stock Name	New..	Flow
Fidelity Funds SICAV - Sustainable ..	Tencent Holdings Ltd.		\$138M
Fidelity Funds SICAV - Asian Equity..	Tencent Holdings Ltd.		\$25M
Schroder ISF - Asian Opportunities	Tencent Holdings Ltd.		\$25M
T Rowe Price New Asia Fund	Baidu Inc Sponsored ADR..	New	\$21M
T Rowe Price New Asia Fund	Tencent Holdings Ltd.		\$17M
BlackRock Global Funds - Asian Gro..	Baidu Inc Sponsored ADR..	New	\$13M
Swedbank Robur Asienfond	Baidu Inc Sponsored ADR..	New	\$11M
BlackRock Global Funds - Asian Gro..	KT Corporation	Close	(\$13M)
Hermes Invt. Funds - Asia (ex-Japa..	China South Publishing &..		(\$14M)
Fullerton Lux Funds - Asia Focus Eq..	Singapore Telecommunic..	Close	(\$14M)
BNP Paribas Funds - Asia ex-Japan..	Tencent Holdings Ltd.		(\$17M)
iShares Tr. - MSCI All Country Asia ..	Tencent Holdings Ltd.		(\$17M)
Fidelity Invt. Funds - Asia Fund	Tencent Holdings Ltd.		(\$17M)
Hermes Invt. Funds - Asia (ex-Japa..	Baidu Inc Sponsored ADR..		(\$24M)



Aggregate Stock Holdings Data, Ranked by Most Widely Held.

Ticker	Stock Name	Funds Invested %	Average Weight	Vs Benchmark	Fund AUM, \$
600519-CN	Kweichow Moutai Co., Ltd. Cla..	41.35%	1.01%	0.66%	\$748M
2319-HK	China Mengniu Dairy Co., Ltd.	26.92%	0.41%	0.22%	\$418M
500696-IN	Hindustan Unilever Limited	22.12%	0.36%	-0.05%	\$102M
CPALL-TH	CP All Public Co. Ltd.	21.15%	0.37%	0.19%	\$338M
600887-CN	Inner Mongolia Yili Industrial ..	13.46%	0.22%	0.19%	\$204M
1876-HK	Budweiser Brewing Co. APAC ..	13.46%	0.14%	0.08%	\$184M
532424-IN	Godrej Consumer Products Li..	12.50%	0.17%	0.08%	\$76M
291-HK	China Resources Beer (Holdin..	11.54%	0.15%	-0.03%	\$220M
051900-KR	LG H&H Co., Ltd.	11.54%	0.12%	0.07%	\$28M
Y92-SG	Thai Beverage Public Co., Ltd.	10.58%	0.23%	0.23%	\$126M
168-HK	Tsingtao Brewery Co., Ltd. Cla..	10.58%	0.15%	0.04%	\$132M
1216-TW	Uni-President Enterprises Car..	10.58%	0.14%	-0.05%	\$59M
VNM-VN	Vietnam Dairy Products Corp.	9.62%	0.13%	0.13%	\$120M
CMRY-ID	PT Cisarua Mountain Dairy Tbk	9.62%	0.08%	0.08%	\$16M
603288-CN	Foshan Haitian Flavouring & F..	9.62%	0.12%	0.09%	\$148M



Top Stock Holdings, %

Fund Name	Ticker	Stock Name	Percentage
Fidelity Asia Fund	600519-CN	Kweichow Moutai Co., ..	9.40%
GS Funds - Asia Equity Portfolio	600519-CN	Kweichow Moutai Co., ..	5.90%
HSBC GIF - Asia (ex-Japan) Equity	973-HK	L'Occitane Internation..	5.02%
BL - Equities Asia	600519-CN	Kweichow Moutai Co., ..	4.40%
Allianz Global Investors Fund - Total Re..	600519-CN	Kweichow Moutai Co., ..	4.37%
CompAM Fund - Cadence Strategic Asia	532424-IN	Godrej Consumer Prod..	4.34%
Allianz Intl. Invnt. Fds. - Total Return Asi..	600519-CN	Kweichow Moutai Co., ..	4.33%
BL - Equities Asia	Y92-SG	Thai Beverage Public ..	4.19%
CompAM Fund - Cadence Strategic Asia	Y92-SG	Thai Beverage Public ..	3.97%
Morgan Stanley Instl. Fund - Asia Oppo..	600519-CN	Kweichow Moutai Co., ..	3.93%
BL - Equities Asia	2912-TW	President Chain Store..	3.73%
Allianz Intl. Invnt. Fds. - Total Return Asi..	CPALL-TH	CP All Public Co. Ltd.	3.72%
Allianz Global Investors Fund - Total Re..	CPALL-TH	CP All Public Co. Ltd.	3.72%
Morgan Stanley Invnt. Fds. - Asia Opport..	600519-CN	Kweichow Moutai Co., ..	3.71%
Allianz Global Investors Choice Fund - ..	600519-CN	Kweichow Moutai Co., ..	3.62%

Aggregate Country Holdings, %

Country	Percentage	Change
China & HK	3.23%	1.09%
India	0.82%	-0.62%
Thailand	0.69%	0.42%
South Korea	0.32%	0.05%
Indonesia	0.21%	0.03%
Taiwan	0.19%	-0.08%
Vietnam	0.19%	0.19%
Philippines	0.12%	0.05%
Luxembourg	0.09%	0.09%
Singapore	0.07%	-0.01%
Malaysia	0.01%	-0.21%
Sri Lanka	0.00%	0.00%

Top Country Holdings, %

Fund Name	Country	Percentage
Morgan Stanley Instl. Fund - Asia Oppo..	China & HK	11.83%
BL - Equities Asia	China & HK	11.75%
Morgan Stanley Invnt. Fds. - Asia Opport..	China & HK	11.16%
Prusik Asia Fund	China & HK	9.95%
BL - Equities Asia	Thailand	9.43%
Fidelity Asia Fund	China & HK	9.40%
GS Funds - Asia Equity Portfolio	China & HK	7.41%
Maple-Brown Abbott Funds Plc - Asia-E..	China & HK	7.20%
PineBridge Global Funds - Asia (ex-Jap..	China & HK	7.18%
BlackRock Global Funds - Asian Growth..	China & HK	6.73%
UBS (CH) Equity Fund - Emerging Asia [..	China & HK	6.71%
Nomura Fds. Ireland Plc - Asia (ex-Japa..	China & HK	6.52%
UBS (Lux) Key Selection SICAV - Asian ..	China & HK	6.24%
Skandia Asia	China & HK	5.72%
PineBridge Fund Series - Asian Fund	China & HK	5.46%

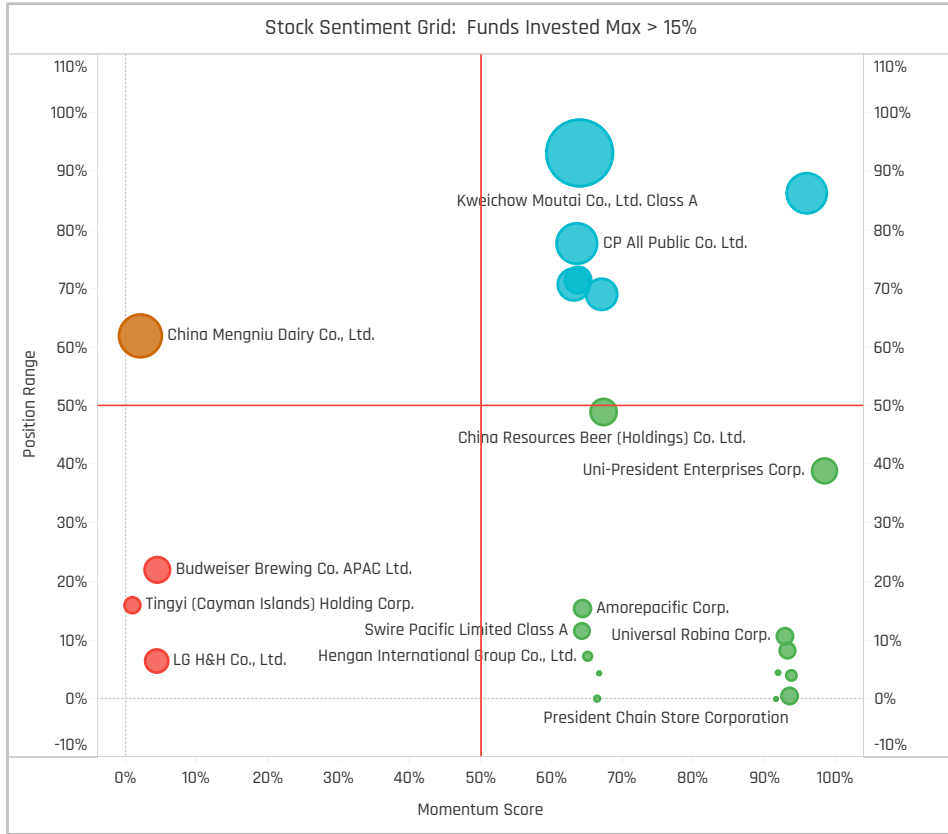
Top Stock Holdings, \$

Fund Name	Ticker	Stock Name	Value
Morgan Stanley Invnt. Fds. - Asia Opport..	600519-C..	Kweichow Moutai Co., Lt..	\$187M
Morgan Stanley Invnt. Fds. - Asia Opport..	603288-..	Foshan Haitian Flavouri..	\$113M
Matthews Pacific Tiger Fund	600519-C..	Kweichow Moutai Co., ..	\$105M
Morgan Stanley Invnt. Fds. - Asia Opport..	291-HK	China Resources Beer (H..	\$99M
Schroder ISF - Asian Opportunities	2319-HK	China Mengniu Dairy Co..	\$97M
Matthews Pacific Tiger Fund	291-HK	China Resources Beer (H..	\$93M
Fidelity Funds SICAV - Sustainable Asia..	CPALL-TH	CP All Public Co. Ltd.	\$88M
Morgan Stanley Invnt. Fds. - Asia Opport..	168-HK	Tsingtao Brewery Co., Lt..	\$85M
Fidelity Asia Fund	600519-C..	Kweichow Moutai Co., Lt..	\$82M
Schroder ISF - Asian Opportunities	1876-HK	Budweiser Brewing Co. ..	\$81M
Fidelity Invnt. Funds - Asia Fund	600519-C..	Kweichow Moutai Co., Lt..	\$76M
Hermes Invnt. Funds - Asia (ex-Japan) E..	322-HK	Tingyi (Cayman Islands) ..	\$66M
Fidelity Funds SICAV - Sustainable Asia..	2319-HK	China Mengniu Dairy Co..	\$62M
Fidelity Funds SICAV - Sustainable Asia..	Y92-SG	Thai Beverage Public Co..	\$61M
Matthews Pacific Tiger Fund	VNM-VN	Vietnam Dairy Products ..	\$60M

Largest Changes in Fund Weight, %

Fund Name	New or C..	Change
T. Rowe Price Funds SICAV - Asi..		2.21%
Invesco Funds - Asia Opportuniti..		2.04%
T Rowe Price Asia Opportunities ..		1.91%
BlackRock Global Funds - Asian ..		1.66%
T. Rowe Price Fds. OEIC - Asian O..		1.54%
Goldman Sachs Funds III - Asia ..		1.50%
Invesco Funds - Asia Asset Alloc..		1.28%
Mirae Asset Glb. Discovery Fd. - ..		-1.94%
Morgan Stanley Instl. Fund - Asi..		-2.02%
BL - Equities Asia		-2.25%
CompAM Fund - Cadence Strate..		-2.29%
Prusik Asia Fund		-2.33%
Comgest Growth Plc - Growth A..		-2.38%
SEB Fund 2 - Asia (ex-Japan) Fu..		-2.54%

Ave Wgt Δ	Funds Invested Δ	Fund Flows, \$	Av Wgt vs AAXJ Δ	Funds O/W % Δ
-0.43%	0.00%	(\$7M)	-0.10%	-2.88%



Aggregate Stock Holdings Changes

Ticker	Stock Name	Funds Invested % Δ	Average Weight Δ	Fund Flows, \$
AMRT-ID	PT Sumber Alfaria Trijaya	4.81%	0.05%	\$15M
002304-CN	Jiangsu Yanghe Brewery Joint..	2.88%	0.02%	\$21M
1216-TW	Uni-President Enterprises Corp.	2.88%	0.01%	(\$9M)
540180-IN	Varun Beverages Ltd.	1.92%	0.02%	\$1M
291-HK	China Resources Beer (Holdin..	1.92%	-0.01%	\$4M
000858-CN	Wuliangye Yibin Co., Ltd. Class..	1.92%	0.00%	\$5M
600887-CN	Inner Mongolia Yili Industrial G..	1.92%	-0.01%	\$43M
CPAXT-TH	CP Axta Public Company Limit..	-0.96%	0.00%	(\$1M)
531162-IN	Emami Limited	-0.96%	0.00%	\$0M
2319-HK	China Mengniu Dairy Co., Ltd.	-0.96%	-0.11%	\$0M
UNVR-ID	PT Unilever Indonesia Tbk	-1.92%	-0.02%	(\$21M)
9633-HK	Nongfu Spring Co., Ltd. Class H	-1.92%	-0.03%	(\$7M)
600438-CN	Tongwei Co. Ltd. Class A	-2.88%	-0.08%	(\$13M)
322-HK	Tingyi (Cayman Islands) Holdin..	-3.85%	-0.03%	(\$21M)

Largest Fund Flows, \$

Fund Name	New or Cl..	Flow
Fidelity Funds SICAV - Sustaina..		\$35M
Schroder ISF - Asian Opportunit..		\$17M
Hermes Invt. Funds - Asia (ex-J..		\$13M
BL - Equities Asia		\$13M
BlackRock Global Funds - Asian ..		\$10M
FTIF SICAV - Asian Growth Fund		\$10M
BlackRock Global Funds - Asian ..		\$9M
Allianz Global Investors Choice ..		(\$9M)
LO Funds - Asia High Conviction		(\$9M)
BNP Paribas Funds - Asia ex-Ja..		(\$10M)
Fidelity Invt. Funds - Asia Fund		(\$12M)
Matthews Pacific Tiger Fund		(\$12M)
iShares Tr. - MSCI All Country A..		(\$18M)
T Rowe Price New Asia Fund		(\$24M)

Largest Fund Level Changes in Stock Weight, %

Fund Name	Stock Name	New ..	Change
BL - Equities Asia	Osotspa Public Co. Ltd.(Al..	New	2.12%
Fullerton Lux Funds - Asia Focus E..	Proya Cosmetics Co., Ltd...	New	1.95%
LO Funds - Asia High Conviction	Hindustan Unilever Limit..	New	1.84%
Fullerton Lux Funds - Asia Focus E..	Foshan Haitian Flavourin..	New	1.65%
Natixis Intl. Fds. (Lux) I - Natixis As..	Hindustan Unilever Limit..		1.61%
BlackRock Global Funds - Asian Gr..	Kweichow Moutai Co., Lt..	New	1.61%
Nomura Fds. Ireland Plc - Asia (ex-..	Wuliangye Yibin Co., Ltd. ..	New	1.41%
SEB Asia (ex-Japan) Fund	Tongwei Co. Ltd. Class A	Close	-1.78%
SEB Fund 2 - Asia (ex-Japan) Fund	Tongwei Co. Ltd. Class A	Close	-1.81%
Fullerton Lux Funds - Asia Focus E..	Budweiser Brewing Co. A..	Close	-1.93%
Mirae Asset Glb. Discovery Fd. - ES..	Tongwei Co. Ltd. Class A	Close	-1.95%
Nomura Fds. Ireland Plc - Asia (ex-..	Proya Cosmetics Co., Ltd...	Close	-2.24%
Mirae Asset Glb. Discovery Fd. - ES..	Tongwei Co. Ltd. Class A	Close	-2.25%
Fullerton Lux Funds - Asia Focus E..	Kweichow Moutai Co., Lt..	Close	-3.42%

Aggregate Country Holding Changes

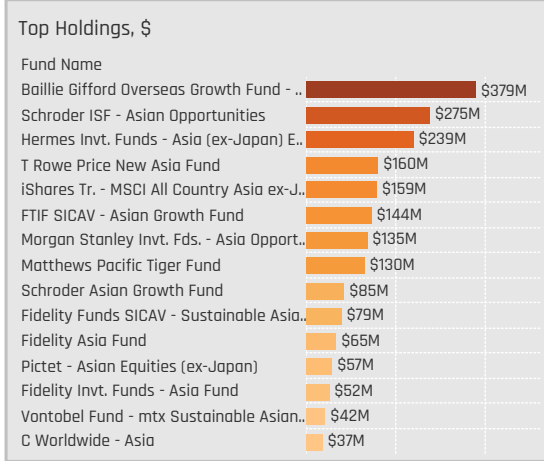
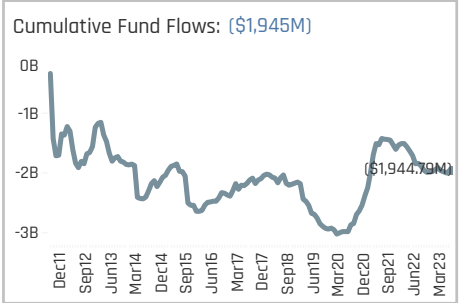
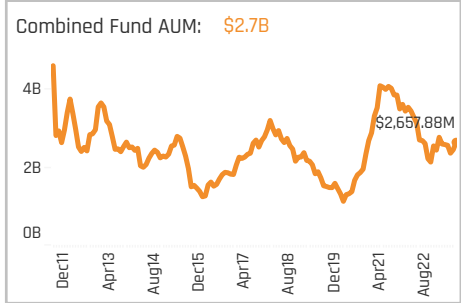
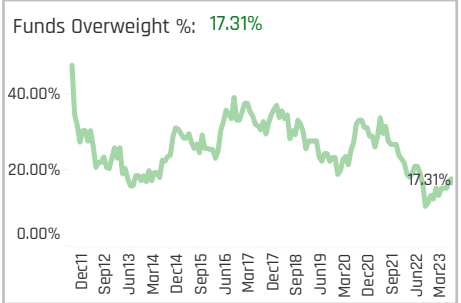
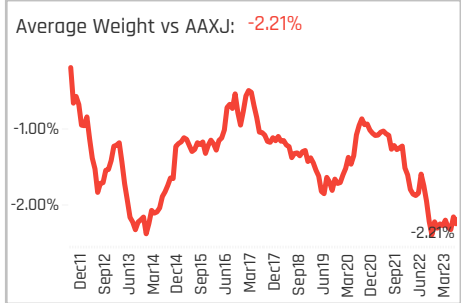
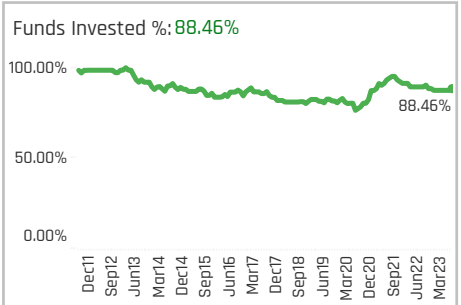
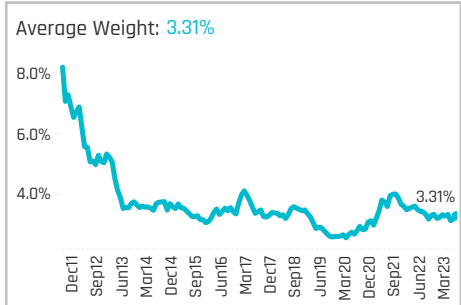
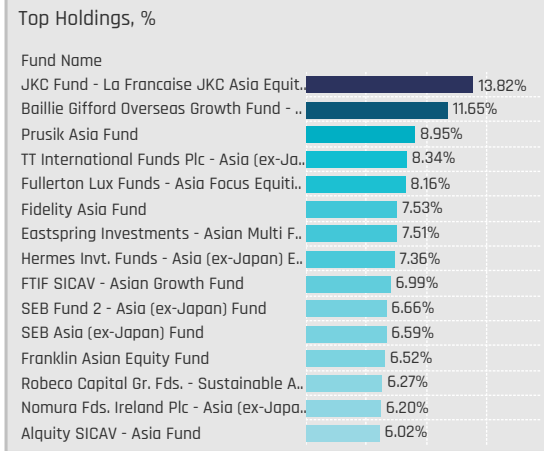
Country	Change	Flow
Thailand	2.88%	\$9M
India	2.88%	\$0M
Taiwan	1.92%	(\$9M)
Indonesia	0.96%	(\$6M)
Malaysia	0.96%	\$0M
Vietnam	0.00%	(\$6M)
United States	0.00%	0.00%
Pakistan	0.00%	0.00%
Netherlands	0.00%	0.00%
Luxembourg	0.00%	\$1M
Japan	0.00%	0.00%
China & HK	0.00%	(\$12M)
Bangladesh	0.00%	0.00%
Australia	0.00%	0.00%

Largest Changes in Fund Country Weight, %

Fund Name	New a..	Country	Change
Natixis Intl. Fds. (Lux) I - Natixis Asia..		India	1.61%
Meiji Yasuda Asset Meiji Yasuda Asi..	New	Thailand	1.38%
T. Rowe Price Funds SICAV - Asian O..	New	Indonesia	1.33%
Fullerton Lux Funds - Asia Focus Eq..		India	1.25%
T Rowe Price Asia Opportunities Fun..	New	Indonesia	1.24%
T. Rowe Price Fds. OEIC - Asian Oppo..	New	Indonesia	1.23%
Mirae Asset Glb. Discovery Fd. - ESG ..	New	Thailand	1.21%
Morgan Stanley Instl. Fund - Asia O..		China & HK	-2.02%
Mirae Asset Glb. Discovery Fd. - ESG ..	Close	China & HK	-2.26%
CG Nouvelle Asie		South Korea	-2.31%
Comgest Growth Plc - Growth Asia (..		South Korea	-2.37%
Mirae Asset Glb. Discovery Fd. - ESG ..		China & HK	-2.52%
SEB Asia (ex-Japan) Fund		China & HK	-2.93%
SEB Fund 2 - Asia (ex-Japan) Fund		China & HK	-3.03%

Largest Fund Level Stock Inflows/Outflows, \$

Fund Name	Stock Name	New..	Flow
T Rowe Price New Asia Fund	Inner Mongolia Yili Indust..	New	\$29M
Hermes Invt. Funds - Asia (ex-Japa..	Inner Mongolia Yili Indust..		\$17M
Fidelity Funds SICAV - Sustainable ..	CP All Public Co. Ltd.		\$16M
Schroder ISF - Asian Opportunities	China Mengniu Dairy Co., ..		\$15M
BL - Equities Asia	Osotspa Public Co. Ltd.(Al..	New	\$13M
Fidelity Funds SICAV - Sustainable ..	China Mengniu Dairy Co., ..		\$11M
BlackRock Global Funds - Asian Gro..	Jiangsu Yanghe Brewery..	New	\$11M
LO Funds - Asia High Conviction	Dabur India Limited	Close	(\$8M)
BlackRock Global Funds - Asian Gro..	Inner Mongolia Yili Indust..		(\$10M)
Matthews Pacific Tiger Fund	Uni-President Enterprises..		(\$12M)
Allianz Global Investors Choice Fun..	China Mengniu Dairy Co., ..		(\$13M)
T Rowe Price New Asia Fund	Tingyi (Cayman Islands) ..	Close	(\$17M)
T Rowe Price New Asia Fund	PT Unilever Indonesia Tbk	Close	(\$17M)
T Rowe Price New Asia Fund	CP All Public Co. Ltd.		(\$21M)

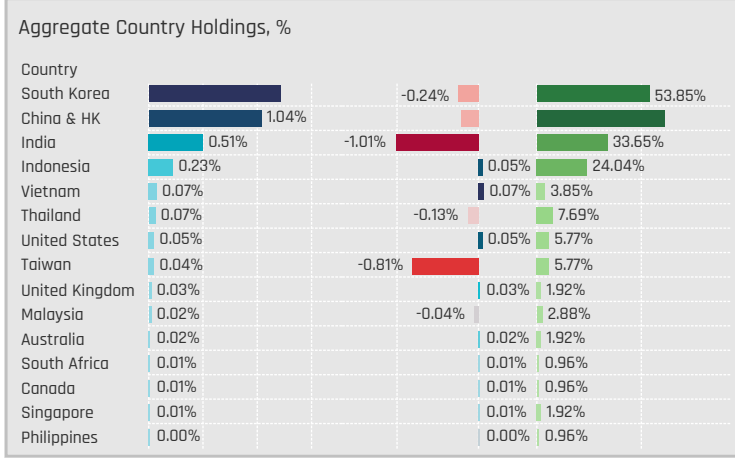


Aggregate Stock Holdings Data, Ranked by Most Widely Held.

Ticker	Stock Name	Funds Invested %	Average Weight	Vs Benchmark	Fund AUM, \$
051910-KR	LG Chem Ltd.	35.58%	0.67%	0.27%	\$451M
2899-HK	Zijin Mining Group Co., Ltd. Cl.	15.38%	0.25%	0.10%	\$170M
AVIA-ID	PT Avia Avian Tbk	10.58%	0.06%	0.06%	\$92M
014680-KR	Hansol Chemical Co., Ltd	9.62%	0.14%	0.14%	\$47M
002271-CN	Beijing Oriental Yuhong Wate..	9.62%	0.13%	0.13%	\$54M
BZ-US	Kanzhun Ltd. Sponsored ADR	8.65%	0.08%	0.03%	\$67M
300285-CN	Shandong Sinocera Functiona..	8.65%	0.06%	0.06%	\$97M
005490-KR	POSCO Holdings Inc.	6.73%	0.20%	-0.39%	\$137M
532538-IN	UltraTech Cement Limited	5.77%	0.05%	-0.14%	\$66M
500440-IN	Hindalco Industries Limited	5.77%	0.08%	-0.04%	\$70M
051915-KR	LG Chem Ltd Pfd Registered ..	5.77%	0.11%	0.07%	\$20M
SMGR-ID	PT Semen Indonesia (Persero)..	4.81%	0.04%	0.01%	\$39M
SCC-TH	Siam Cement Public Co. Ltd.	4.81%	0.03%	-0.08%	\$39M
MDKA-ID	PT Merdeka Copper Gold Tbk	4.81%	0.04%	-0.01%	\$84M
914-HK	Anhui Conch Cement Compan..	4.81%	0.04%	-0.01%	\$14M

Top Stock Holdings, %

Fund Name	Ticker	Stock Name	Weight
Prusik Asia Fund	005490-KR	POSCO Holdings Inc.	6.55%
JKC Fund - La Francaise JKC Asia Equit..	2899-HK	Zijin Mining Group Co...	5.24%
CG Nouvelle Asie	051910-KR	LG Chem Ltd.	5.01%
Comgest Growth Plc - Growth Asia (ex-..	051910-KR	LG Chem Ltd.	4.96%
Nomura Fds. Ireland Plc - Asia (ex-Japa..	005490-KR	POSCO Holdings Inc.	4.63%
JKC Fund - La Francaise JKC Asia Equit..	014680-KR	Hansol Chemical Co., L..	4.31%
Fidelity Asia Fund	603737-CN	SKSHU Paint Co., Ltd. ..	4.28%
JKC Fund - La Francaise JKC Asia Equit..	300596-CN	Rianlon Corp. Class A	4.27%
Robeco Capital Gr. Fds. - Sustainable A..	051915-KR	LG Chem Ltd Pfd Regi..	3.46%
Nomura Asset Asia Open	2899-HK	Zijin Mining Group Co...	3.29%
Fidelity Asia Fund	002271-CN	Beijing Oriental Yuhon..	3.25%
PineBridge Fund Series - Asian Fund	051910-KR	LG Chem Ltd.	2.98%
Fullerton Lux Funds - Asia Focus Equiti..	005490-KR	POSCO Holdings Inc.	2.92%
Robeco Capital Gr. Fds. - Sustainable A..	000786-CN	Beijing New Building ..	2.82%
AB FCP I - Asia (ex-Japan) Equity Partf..	2899-HK	Zijin Mining Group Co...	2.78%



Top Country Holdings, %

Fund Name	Country	Weight
JKC Fund - La Francaise JKC Asia Equit..	China & HK	9.51%
Prusik Asia Fund	South Korea	8.95%
Fidelity Asia Fund	China & HK	7.53%
Hermes Invt. Funds - Asia (ex-Japan) E..	South Korea	5.94%
TT International Funds Plc - Asia (ex-Ja..	South Korea	5.84%
SEB Fund 2 - Asia (ex-Japan) Fund	India	5.15%
CG Nouvelle Asie	South Korea	5.01%
Comgest Growth Plc - Growth Asia (ex-..	South Korea	4.96%
Baillie Gifford Overseas Growth Fund - ..	China & HK	4.90%
Nomura Fds. Ireland Plc - Asia (ex-Japa..	South Korea	4.63%
SEB Asia (ex-Japan) Fund	India	4.57%
JKC Fund - La Francaise JKC Asia Equit..	South Korea	4.31%
PineBridge Fund Series - Asian Fund	South Korea	4.27%
KBC Equity Fund - New Asia	China & HK	3.81%
Vantobel Fund - mtx Sustainable Asian..	China & HK	3.54%

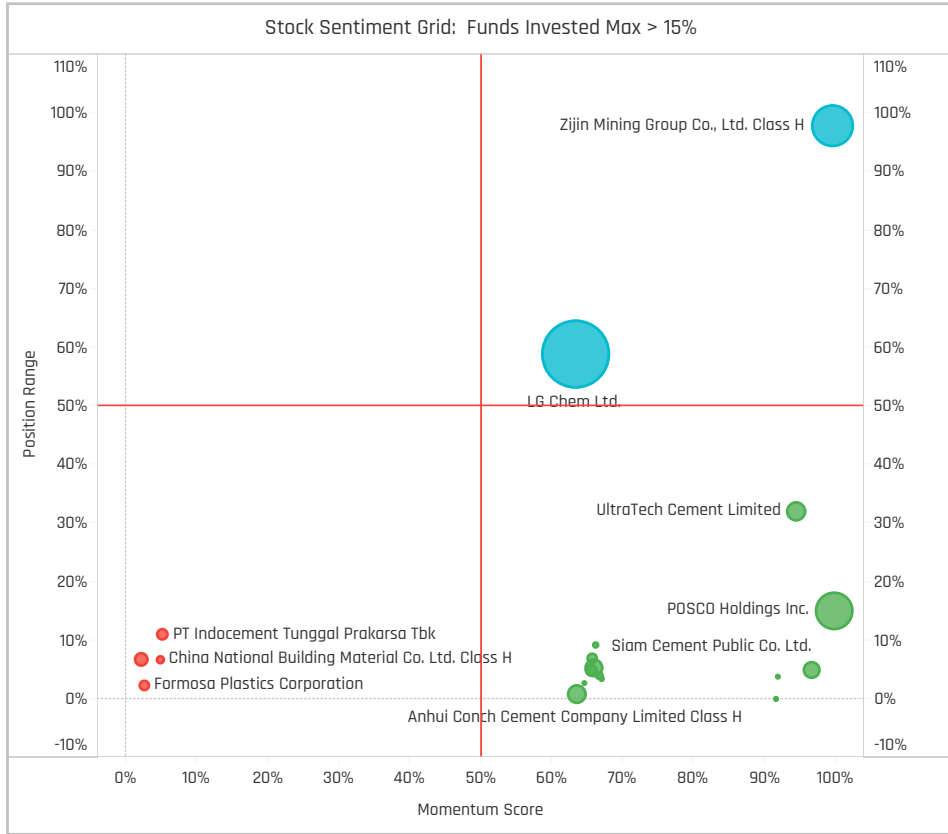
Top Stock Holdings, \$

Fund Name	Ticker	Stock Name	Value
Schroder ISF - Asian Opportunities	051910-KR	LG Chem Ltd.	\$162M
Schroder ISF - Asian Opportunities	RIO-GB	Rio Tinto plc	\$113M
Morgan Stanley Invt. Fds. - Asia Oppor..	500387-IN	Shree Cement Limited	\$96M
Hermes Invt. Funds - Asia (ex-Japan) E..	005490-..	POSCO Holdings Inc.	\$89M
Baillie Gifford Overseas Growth Fund - ..	2899-HK	Zijin Mining Group Co., Lt.	\$81M
Matthews Pacific Tiger Fund	500331-IN	Pidilite Industries Limited	\$80M
Baillie Gifford Overseas Growth Fund - ..	1208-HK	MMG Ltd.	\$78M
Baillie Gifford Overseas Growth Fund - ..	MDKA-ID	PT Merdeka Copper Gold..	\$78M
Matthews Pacific Tiger Fund	300285-..	Shandong Sinocera Fun..	\$50M
T Rowe Price New Asia Fund	HPG-VN	Hoa Phat Group JSC	\$49M
T Rowe Price New Asia Fund	051910-KR	LG Chem Ltd.	\$45M
Hermes Invt. Funds - Asia (ex-Japan) E..	004000-..	LOTTE Fine Chemical Co...	\$45M
Schroder Asian Growth Fund	051910-KR	LG Chem Ltd.	\$41M
Morgan Stanley Invt. Fds. - Asia Oppor..	AVIA-ID	PT Avia Avian Tbk	\$39M
FTIF SICAV - Asian Growth Fund	051910-KR	LG Chem Ltd.	\$38M

Largest Changes in Fund Weight, %

Fund Name	New or C..	Change
Fullerton Lux Funds - Asia Focus..		4.74%
Nomura Fds. Ireland Plc - Asia (e..		3.57%
JKC Fund - La Francaise JKC Asi..		3.22%
BlackRock Global Funds - Asian ..		3.01%
Prusik Asia Fund		2.99%
BL - Equities Asia	New	2.33%
Robeco Capital Gr. Fds. - Asian S..		2.08%
Mirae Asset Glb. Discovery Fd. - ..		-1.85%
Sydinvest Fjernosten		-2.10%
Invesco Funds - Asia Opportuniti..		-2.15%
Franklin Asian Equity Fund		-2.21%
BNP Paribas Funds - Asia ex-Ja..		-2.37%
Baillie Gifford Overseas Growth ..		-2.37%
FTIF SICAV - Asian Growth Fund		-3.90%

Ave Wgt Δ	Funds Invested Δ	Fund Flows, \$	Av Wgt vs AAXJ Δ	Funds O/W % Δ
0.06%	0.96%	(\$14M)	0.03%	1.92%



Aggregate Stock Holdings Changes

Ticker	Stock Name	Funds Invested % Δ	Average Weight Δ	Fund Flows, \$
2899-HK	Zijin Mining Group Co., Ltd. Cla..	4.81%	0.03%	\$25M
005490-KR	POSCO Holdings Inc.	3.85%	0.15%	\$14M
FCX-US	Freeport-McMoRan, Inc.	2.88%	0.02%	\$28M
ALB-US	Albemarle Corporation	2.88%	0.03%	\$16M
500228-IN	JSW Steel Limited	2.88%	0.03%	\$2M
BZ-US	Kanzhun Ltd. Sponsored ADR	2.88%	0.03%	\$5M
533758-IN	APL Apollo Tubes Limited	1.92%	0.02%	\$1M
5183-MY	PETRONAS Chemicals Group B..	-1.92%	-0.04%	(\$18M)
301035-CN	Shandong Weifang Rainbow C..	-1.92%	-0.01%	(\$2M)
1301-TW	Formosa Plastics Corporation	-1.92%	-0.02%	(\$6M)
002812-CN	Yunnan Energy New Material ..	-1.92%	-0.02%	(\$2M)
000792-CN	Qinghai Salt Lake Industry Co...	-1.92%	-0.01%	(\$1M)
1772-HK	Ganfeng Lithium Group Co., Lt..	-2.88%	-0.05%	(\$7M)
000408-CN	Zangge Holding Company Limi..	-2.88%	-0.01%	(\$1M)

Largest Fund Flows, \$

Fund Name	New or Cl..	Flow
T Rowe Price New Asia Fund		\$50M
Fidelity Funds SICAV - Sustaina..		\$42M
BlackRock Global Funds - Asian ..		\$21M
Matthews Pacific Tiger Fund		\$17M
BL - Equities Asia	New	\$14M
Fidelity Funds SICAV - Asian Eq..		\$11M
T. Rowe Price Funds SICAV - Asi..		\$11M
Handelsbanken Asien Tema		(\$10M)
C Worldwide - Asia		(\$12M)
BNP Paribas Funds - Asia ex-Ja..		(\$13M)
Allianz Global Investors Choice ..		(\$14M)
iShares Tr. - MSCI All Country A..		(\$21M)
Baillie Gifford Overseas Growth ..		(\$54M)
FTIF SICAV - Asian Growth Fund		(\$74M)

Largest Fund Level Changes in Stock Weight, %

Fund Name	Stock Name	New ..	Change
Nomura Fds. Ireland Plc - Asia (ex-..	POSCO Holdings Inc.	New	4.63%
Prusik Asia Fund	POSCO Holdings Inc.		3.30%
Fullerton Lux Funds - Asia Focus E..	POSCO Holdings Inc.	New	2.92%
JKC Fund - La Francaise JKC Asia ..	Zijin Mining Group Co., Lt..		2.35%
BL - Equities Asia	TOA Paint (Thailand) Publ..	New	2.33%
Robeco Capital Gr. Fds. - Asian Sta..	LG Chem Ltd Pfd Registe..	New	2.20%
Fullerton Lux Funds - Asia Focus E..	Beijing Oriental Yuhong ..	New	2.17%
TT International Funds Plc - Asia (e..	Guangdong Jia Yuan Tec..	Close	-1.22%
AB FCP I - Asia (ex-Japan) Equity ..	Ganfeng Lithium Group C..	Close	-1.26%
Mirae Asset Glb. Discovery Fd. - ES..	Ganfeng Lithium Group C..		-1.43%
Fullerton Lux Funds - Asia Focus E..	Formosa Plastics Corpora..	Close	-1.46%
C Worldwide - Asia	OZ Minerals Limited	Close	-1.60%
BNP Paribas Funds - Asia ex-Japa..	PETRONAS Chemicals Gro..	Close	-1.61%
Invesco Funds - Asia Opportunitie..	Zijin Mining Group Co., Lt..		-1.71%

Aggregate Country Holding Changes

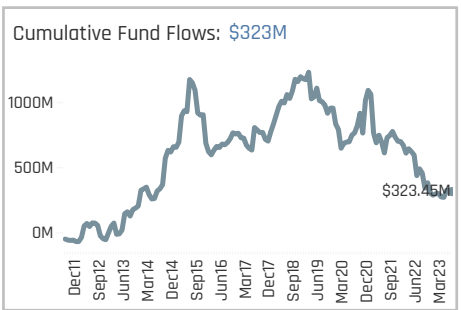
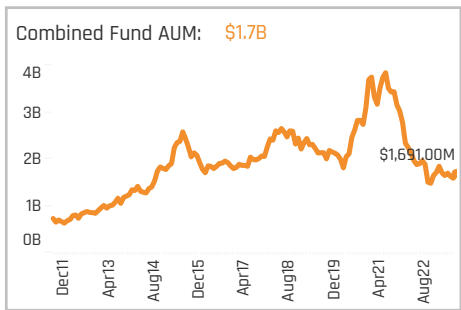
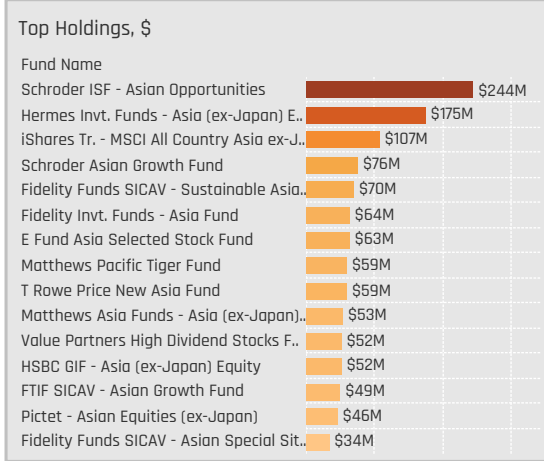
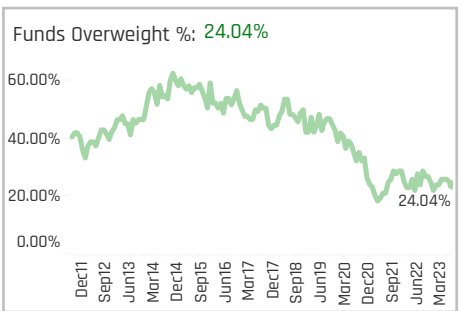
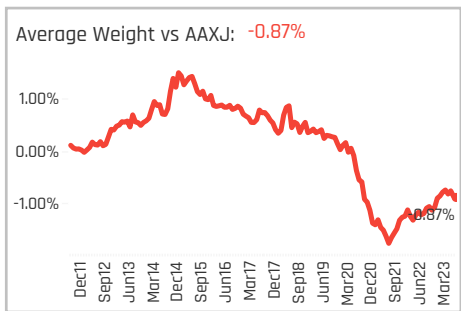
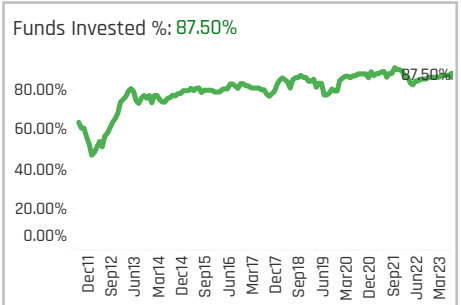
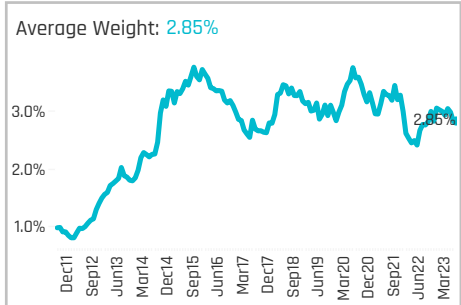
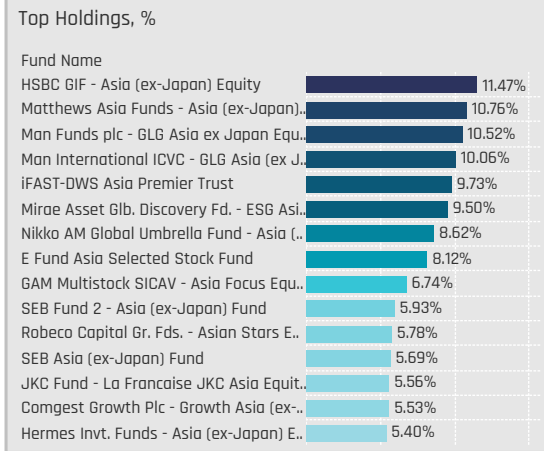
Country	Change	Flow
United States	5.77%	\$44M
South Korea	5.77%	\$24M
Thailand	0.96%	\$28M
Vietnam	0.00%	\$22M
United Kingdom	0.00%	\$0M
South Africa	0.00%	\$0M
Singapore	0.00%	\$0M
Canada	0.00%	\$0M
Brazil	0.00%	\$0M
Bangladesh	0.00%	\$0M
Australia	-0.96%	(\$13M)
Taiwan	-1.92%	(\$9M)
Malaysia	-1.92%	(\$18M)
Indonesia	-1.92%	(\$30M)

Largest Changes in Fund Country Weight, %

Fund Name	New o..	Country	Change
Nomura Fds. Ireland Plc - Asia (ex-J..	New	South Korea	4.63%
JKC Fund - La Francaise JKC Asia E..		China & HK	3.09%
SEB Fund 2 - Asia (ex-Japan) Fund		India	3.02%
Prusik Asia Fund		South Korea	2.99%
Fullerton Lux Funds - Asia Focus Eq..	New	South Korea	2.92%
SEB Asia (ex-Japan) Fund		India	2.47%
Fullerton Lux Funds - Asia Focus Eq..		China & HK	2.38%
Fullerton Lux Funds - Asia Focus Eq..	Close	Taiwan	-1.46%
Goldman Sachs Funds III - Asia Equi..	Close	China & HK	-1.58%
C Worldwide - Asia	Close	Australia	-1.60%
BNP Paribas Funds - Asia ex-Japan ..	Close	Malaysia	-1.61%
Invesco Funds - Asia Opportunitie..		China & HK	-1.65%
SEB Asia (ex-Japan) Fund		China & HK	-2.13%
SEB Fund 2 - Asia (ex-Japan) Fund		China & HK	-2.15%

Largest Fund Level Stock Inflows/Outflows, \$

Fund Name	Stock Name	New..	Flow
T Rowe Price New Asia Fund	Siam Cement Public Co. ...	New	\$27M
Fidelity Funds SICAV - Sustainable ..	Zijin Mining Group Co., Lt..	New	\$25M
Fidelity Funds SICAV - Sustainable ..	Freeport-McMoRan, Inc.	New	\$22M
T Rowe Price New Asia Fund	Hoa Phat Group JSC		\$19M
Matthews Pacific Tiger Fund	Shandong Sinocera Func..		\$17M
BL - Equities Asia	TOA Paint (Thailand) Publ..	New	\$14M
Hermes Invt. Funds - Asia (ex-Japa..	Kumho Petrochemical Co...		\$11M
C Worldwide - Asia	OZ Minerals Limited	Close	(\$12M)
FTIF SICAV - Asian Growth Fund	Beijing Oriental Yuhong ..		(\$13M)
FTIF SICAV - Asian Growth Fund	Siam Cement Public Co. ...	Close	(\$16M)
FTIF SICAV - Asian Growth Fund	LG Chem Ltd.		(\$18M)
Baillie Gifford Overseas Growth Fun..	Vedanta Limited		(\$19M)
FTIF SICAV - Asian Growth Fund	PT Indocement Tunggal P..	Close	(\$22M)
Baillie Gifford Overseas Growth Fun..	Jiangxi Copper Company..	Close	(\$22M)

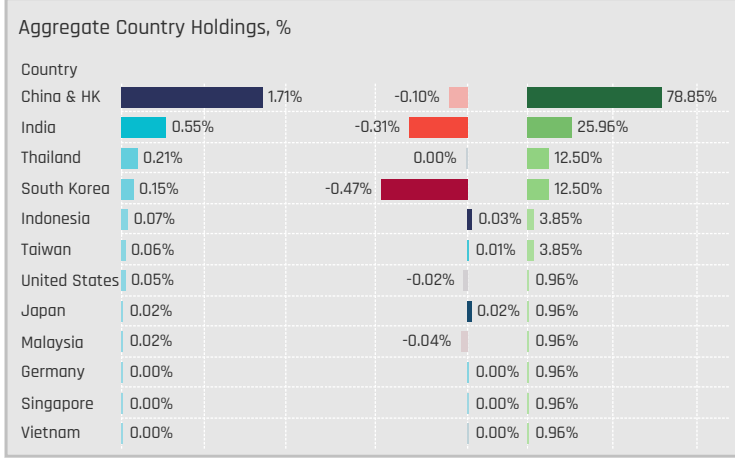


Aggregate Stock Holdings Data, Ranked by Most Widely Held.

Ticker	Stock Name	Funds Invested %	Average Weight	Vs Benchmark	Fund AUM, \$
2269-HK	Wuxi Biologics (Cayman) Inc.	28.85%	0.30%	-0.04%	\$256M
300760-CN	Shenzhen Mindray Bio-Medic...	23.08%	0.25%	0.19%	\$71M
2359-HK	WuXi AppTec Co., Ltd. Class H	14.42%	0.17%	0.12%	\$48M
BDMS-TH	Bangkok Dusit Medical Servic...	12.50%	0.18%	0.04%	\$31M
600276-CN	Jiangsu Hengrui Pharmaceuti...	10.58%	0.13%	0.09%	\$13M
207940-KR	SAMSUNG BIOLOGICS Co., Ltd.	9.62%	0.12%	-0.06%	\$23M
1801-HK	Innovent Biologics, Inc.	8.65%	0.08%	0.00%	\$106M
1093-HK	CSPC Pharmaceutical Group L...	8.65%	0.07%	-0.05%	\$38M
508869-IN	Apollo Hospitals Enterprise Li...	7.69%	0.14%	0.03%	\$277M
1066-HK	Shandong Weigao Group Med...	6.73%	0.13%	0.08%	\$51M
1177-HK	Sino Biopharmaceutical Limit...	5.77%	0.04%	-0.03%	\$9M
1099-HK	Sinopharm Group Co., Ltd. Cla...	5.77%	0.08%	0.01%	\$151M
524715-IN	Sun Pharmaceutical Industrie...	4.81%	0.05%	-0.17%	\$12M
500124-IN	Dr. Reddy's Laboratories Ltd.	4.81%	0.08%	-0.04%	\$16M
1477-HK	Ocumension Therapeutics	4.81%	0.01%	0.01%	\$20M

Top Stock Holdings, %

Fund Name	Ticker	Stock Name	Weight
HSBC GIF - Asia (ex-Japan) Equity	532296-IN	Glenmark Pharmaceut...	6.52%
E Fund Asia Selected Stock Fund	STAA-US	STAAR Surgical Comp...	5.41%
Mirae Asset Glb. Discovery Fd. - ESG Asi...	539551-IN	Narayana Hrudayalay...	3.51%
Value Partners High Dividend Stocks F...	1099-HK	Sinopharm Group Co., ...	3.34%
Man International ICVC - GLG Asia (ex J...	BDMS-TH	Bangkok Dusit Medica...	3.22%
BL - Equities Asia	KLBF-ID	PT Kalbe Farma Tbk	3.19%
HSBC GIF - Asia (ex-Japan) Equity	2269-HK	Wuxi Biologics (Caym...	3.18%
Man Funds plc - GLG Asia ex Japan Equ...	BDMS-TH	Bangkok Dusit Medica...	3.15%
Comgest Growth Plc - Growth Asia (ex-...	1066-HK	Shandong Weigao Gro...	3.08%
CG Nouvelle Asie	1066-HK	Shandong Weigao Gro...	2.90%
Hermes Inv. Funds - Asia (ex-Japan) E...	1099-HK	Sinopharm Group Co., ...	2.86%
Schroder Asian Growth Fund	508869-IN	Apollo Hospitals Enter...	2.81%
GAM Multistock SICAV - Asia Focus Equ...	500124-IN	Dr. Reddy's Laboratori...	2.80%
iFAST-DWS Asia Premier Trust	600276-CN	Jiangsu Hengrui Phar...	2.77%
Mirae Asset Glb. Discovery Fd. - ESG Asi...	BDMS-TH	Bangkok Dusit Medica...	2.72%



Top Country Holdings, %

Fund Name	Country	Weight
HSBC GIF - Asia (ex-Japan) Equity	India	8.29%
iFAST-DWS Asia Premier Trust	China & HK	6.95%
Robeco Capital Gr. Fds. - Asian Stars E...	China & HK	5.78%
Nikko AM Global Umbrella Fund - Asia (...)	China & HK	5.62%
Comgest Growth Plc - Growth Asia (ex-...	China & HK	5.53%
E Fund Asia Selected Stock Fund	United States	5.41%
Hermes Inv. Funds - Asia (ex-Japan) E...	China & HK	5.40%
CG Nouvelle Asie	China & HK	5.28%
Matthews Asia Funds - Asia (ex-Japan)...	China & HK	5.22%
Man Funds plc - GLG Asia ex Japan Equ...	China & HK	5.04%
Robeco Capital Gr. Fds. - Sustainable A...	China & HK	4.56%
Man International ICVC - GLG Asia (ex J...	China & HK	4.40%
Goldman Sachs Funds III - Asia Equity ..	India	4.40%
Mirae Asset Glb. Discovery Fd. - ESG Asi...	China & HK	3.99%
JKC Fund - La Francaise JKC Asia Equit...	Indonesia	3.97%

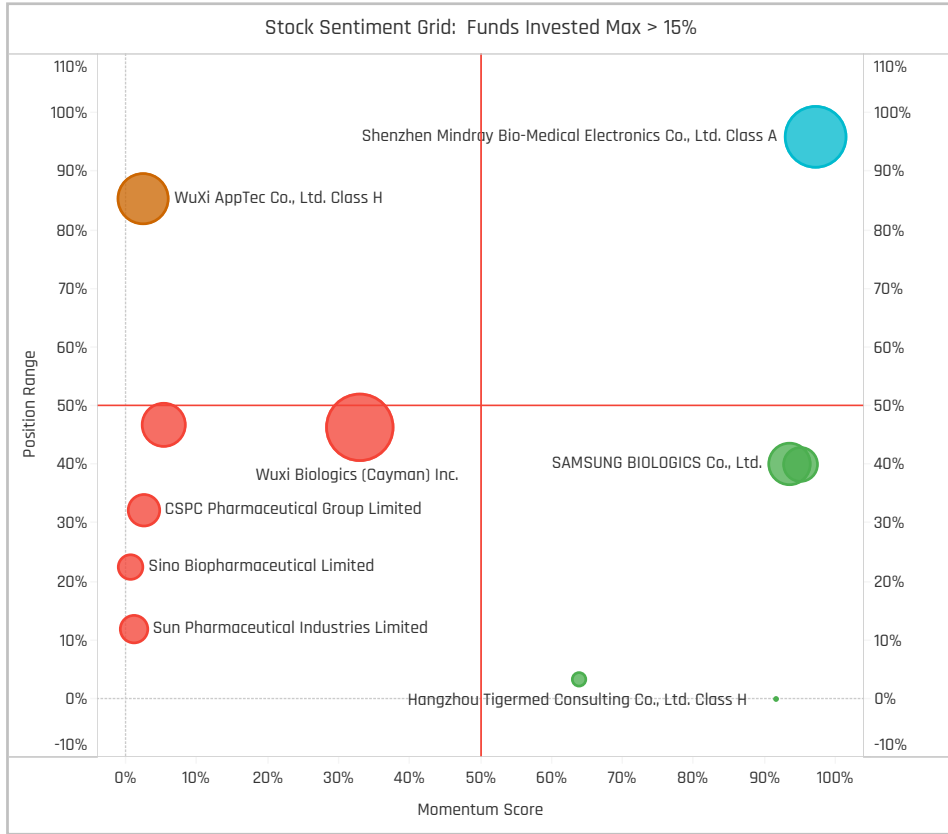
Top Stock Holdings, \$

Fund Name	Ticker	Stock Name	Value
Schroder ISF - Asian Opportunities	508869-IN	Apollo Hospitals Enterpri...	\$180M
Hermes Inv. Funds - Asia (ex-Japan) E...	1099-HK	Sinopharm Group Co., Lt...	\$93M
Schroder ISF - Asian Opportunities	2269-HK	Wuxi Biologics (Cayman)	\$64M
Value Partners High Dividend Stocks F...	1099-HK	Sinopharm Group Co., Lt...	\$52M
Hermes Inv. Funds - Asia (ex-Japan) E...	000538-...	Yunnan Baiyao Group Co...	\$49M
Schroder Asian Growth Fund	508869-IN	Apollo Hospitals Enter...	\$48M
Fidelity Funds SICAV - Sustainable Asia...	1801-HK	Innovent Biologics, Inc.	\$48M
E Fund Asia Selected Stock Fund	STAA-US	STAAR Surgical Company	\$42M
Matthews Pacific Tiger Fund	2269-HK	Wuxi Biologics (Cayman)	\$34M
Hermes Inv. Funds - Asia (ex-Japan) E...	3692-HK	Hansoh Pharmaceutical ...	\$33M
HSBC GIF - Asia (ex-Japan) Equity	532296-IN	Glenmark Pharmaceutic...	\$30M
T Rowe Price New Asia Fund	1066-HK	Shandong Weigao Grou...	\$29M
Pictet - Asian Equities (ex-Japan)	543220-IN	Max Healthcare Institute...	\$25M
Matthews Pacific Tiger Fund	1093-HK	CSPC Pharmaceutical Gr...	\$25M
FTIF SICAV - Asian Growth Fund	508869-IN	Apollo Hospitals Enterpri...	\$23M

Largest Changes in Fund Weight, %

Fund Name	New or C..	Change
Fullerton Lux Funds - Asia Focus..	New	3.83%
Mirae Asset Glb. Discovery Fd. - ..		3.18%
HSBC GIF - Asia (ex-Japan) Equi..		2.55%
GAM Multistock SICAV - Asia Foc..		2.33%
BlackRock Global Funds - Asian ..		2.09%
Goldman Sachs Funds III - Asia ..		1.74%
BlackRock Asia Fund		1.54%
E Fund Asia Selected Stock Fund		-2.04%
Meiji Yasuda Asset Meiji Yasuda..		-2.15%
Natixis Intl. Fds. (Lux) I - Natixis ..		-2.24%
Robeco Capital Gr. Fds. - Sustai..		-2.76%
Mirae Asset Glb. Discovery Fd. - ..		-2.78%
Robeco Capital Gr. Fds. - Asian S..		-2.86%
Sydinvest Fjernosten		-3.19%

Ave Wgt Δ	Funds Invested Δ	Fund Flows, \$	Av Wgt vs AAXJ Δ	Funds O/W % Δ
-0.20%	0.96%	\$16M	-0.03%	0.00%



Aggregate Stock Holdings Changes

Ticker	Stock Name	Funds Invested % Δ	Average Weight Δ	Fund Flows, \$
300760-CN	Shenzhen Mindray Bio-Medical..	1.92%	0.01%	(\$1M)
688133-CN	Shanghai Titan Scientific Co. L..	1.92%	0.01%	\$16M
600436-CN	Zhangzhou Pientzhuang Phar..	1.92%	0.01%	\$3M
543220-IN	Max Healthcare Institute Ltd	1.92%	0.02%	\$8M
500257-IN	Lupin Limited	1.92%	0.00%	\$1M
500087-IN	Cipla Ltd	1.92%	0.02%	\$9M
300015-CN	Aier Eye Hospital Group Co., Lt..	1.92%	0.02%	\$4M
6606-HK	New Horizon Health Limited	-1.92%	0.00%	(\$9M)
1565-TW	St.Shine Optical Co., Ltd.	-1.92%	-0.03%	(\$1M)
048260-KR	Osstem Implant Co., Ltd.	-1.92%	-0.01%	(\$1M)
2269-HK	Wuxi Biologics (Cayman) Inc.	-1.92%	-0.16%	(\$35M)
3692-HK	Hansoh Pharmaceutical Group ..	-2.88%	-0.01%	(\$8M)
524715-IN	Sun Pharmaceutical Industries..	-2.88%	-0.03%	(\$9M)
1177-HK	Sino Biopharmaceutical Limited	-3.85%	-0.05%	(\$7M)

Largest Fund Flows, \$

Fund Name	New or Cl..	Flow
Fidelity Funds SICAV - Sustaina..		\$33M
BlackRock Global Funds - Asian ..		\$18M
Hermes Invt. Funds - Asia (ex-J..		\$13M
Fullerton Lux Funds - Asia Focu..	New	\$9M
Allianz Global Investors Choice ..		\$9M
Fidelity Funds SICAV - Asian Eq..		\$8M
Schroder ISF - Asian Opportunit..		\$7M
LO Funds - Asia High Conviction		(\$4M)
T. Rowe Price Funds SICAV - Asi..		(\$4M)
iShares Tr. - MSCI All Country A..		(\$7M)
Sydinvest Fjernosten		(\$9M)
Fidelity Funds SICAV - Asian Sp..		(\$11M)
T Rowe Price New Asia Fund		(\$18M)
Fidelity Invt. Funds - Asia Fund		(\$24M)

Largest Fund Level Changes in Stock Weight, %

Fund Name	Stock Name	New ..	Change
HSBC GIF - Asia (ex-Japan) Equity	Glenmark Pharmaceutica..		3.32%
Fullerton Lux Funds - Asia Focus E..	Shenzhen Mindray Bio-M..	New	2.15%
Eastspring Investments - Asian M..	Dr. Reddy's Laboratories ..		1.95%
Mirae Asset Glb. Discovery Fd. - ES..	Bangkok Dusit Medical S..		1.57%
Mirae Asset Glb. Discovery Fd. - ES..	Narayana Hrudayalaya Lt..		1.36%
BlackRock Global Funds - Asian Dr..	Cipla Ltd	New	1.34%
GAM Multistock SICAV - Asia Focus..	WuXi AppTec Co., Ltd. Cla..	New	1.32%
HSBC GIF - Asia (ex-Japan) Equity	Wuxi Biologics (Cayman) ..		-1.51%
Natixis Intl. Fds. (Lux) I - Natixis As..	Wuxi Biologics (Cayman) ..	Close	-1.53%
Robeco Capital Gr. Fds. - Asian Sta..	St.Shine Optical Co., Ltd.	Close	-1.55%
Robeco Capital Gr. Fds. - Sustaina..	St.Shine Optical Co., Ltd.	Close	-1.73%
Mirae Asset Glb. Discovery Fd. - ES..	Sino Biopharmaceutical L..	Close	-1.83%
SEB Asia (ex-Japan) Fund	Sun Pharmaceutical Indu..	Close	-1.90%
SEB Fund 2 - Asia (ex-Japan) Fund	Sun Pharmaceutical Indu..	Close	-1.93%

Aggregate Country Holding Changes

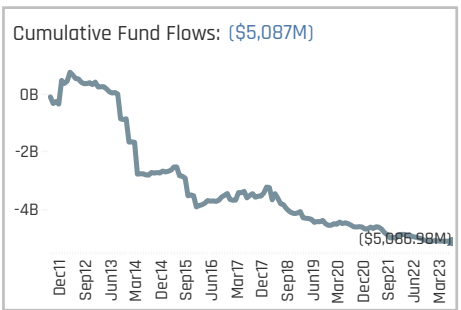
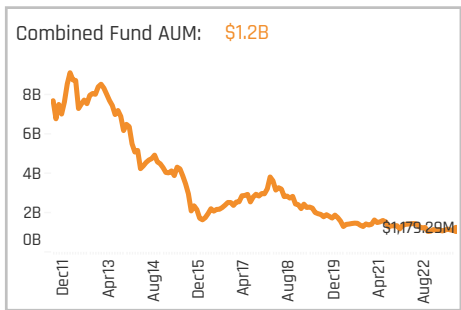
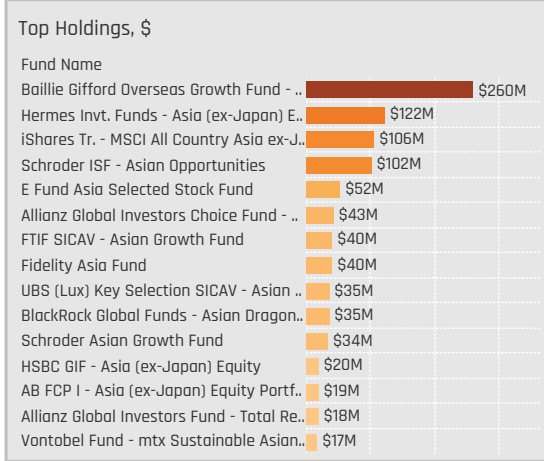
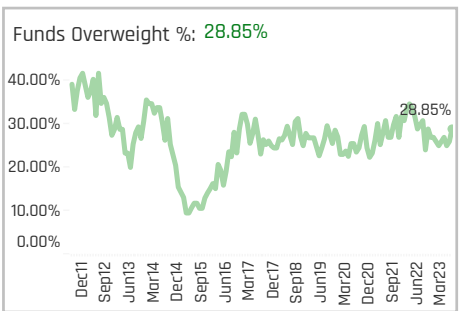
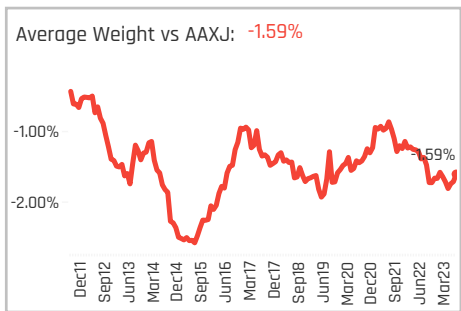
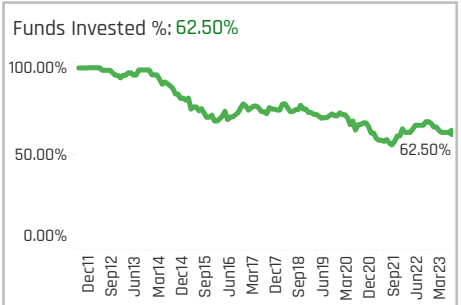
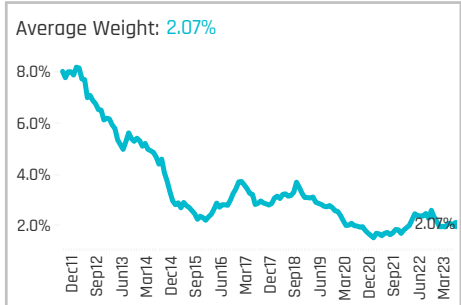
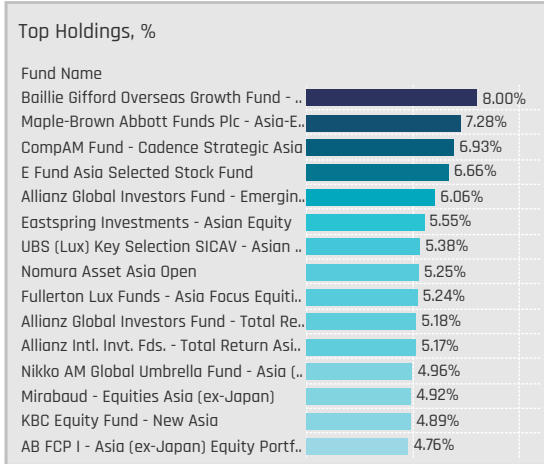
Country	Change	Flow
India	1.92%	\$26M
China & HK	1.92%	(\$14M)
Singapore	0.96%	\$1M
Vietnam	0.00%	\$0M
United States	0.00%	\$0M
Thailand	0.00%	\$4M
Switzerland	0.00%	\$0M
Indonesia	0.00%	(\$3M)
Germany	0.00%	\$0M
Finland	0.00%	\$0M
Cayman Islands	0.00%	\$0M
Bangladesh	0.00%	\$0M
Australia	0.00%	\$0M
Taiwan	-0.96%	\$0M

Largest Changes in Fund Country Weight, %

Fund Name	New o..	Country	Change
HSBC GIF - Asia (ex-Japan) Equity		India	4.06%
Fullerton Lux Funds - Asia Focus Eq..	New	China & HK	3.83%
Eastspring Investments - Asian Mul..		India	2.44%
Goldman Sachs Funds III - Asia Equi..		India	1.74%
Mirae Asset Glb. Discovery Fd. - ESG ..		Thailand	1.57%
TT International Funds Plc - Asia (ex..		China & HK	1.43%
Mirae Asset Glb. Discovery Fd. - ESG ..		India	1.36%
Robeco Capital Gr. Fds. - Asian Star..	Close	Taiwan	-1.55%
Eastspring Investments - Asian Mul..		China & HK	-1.56%
Robeco Capital Gr. Fds. - Sustainabl..	Close	Taiwan	-1.73%
Swedbank Robur Asienfond		China & HK	-1.79%
Meiji Yasuda Asset Meiji Yasuda Asi..		China & HK	-2.13%
Sydinvest Fjernosten		China & HK	-2.46%
Mirae Asset Glb. Discovery Fd. - ESG ..		China & HK	-3.48%

Largest Fund Level Stock Inflows/Outflows, \$

Fund Name	Stock Name	New..	Flow
Fidelity Funds SICAV - Sustainable ..	Innovent Biologics, Inc.		\$27M
Hermes Invt. Funds - Asia (ex-Japa..	Yunnan Baiyao Group Co..		\$17M
Fidelity Funds SICAV - Sustainable ..	Shanghai Titan Scientific ..	New	\$12M
BlackRock Global Funds - Asian Dra..	Cipla Ltd	New	\$10M
Allianz Global Investors Choice Fun..	WuXi AppTec Co., Ltd. Cla..		\$9M
FTIF SICAV - Asian Growth Fund	Torrent Pharmaceuticals ..		\$8M
BlackRock Global Funds - Asian Dra..	Asymchem Laboratories ..	New	\$8M
LO Funds - Asia High Conviction	Dr. Lal PathLabs Limited	Close	(\$5M)
T Rowe Price New Asia Fund	Shandong Weigao Group ..		(\$7M)
Swedbank Robur Asienfond	Wuxi Biologics (Cayman) ..	Close	(\$7M)
T Rowe Price New Asia Fund	New Horizon Health Limit..	Close	(\$8M)
Fidelity Funds SICAV - Asian Specia..	Wuxi Biologics (Cayman) ..		(\$11M)
FTIF SICAV - Asian Growth Fund	Jiangsu Hengrui Pharma..	Close	(\$14M)
Fidelity Invt. Funds - Asia Fund	Wuxi Biologics (Cayman) ..		(\$21M)

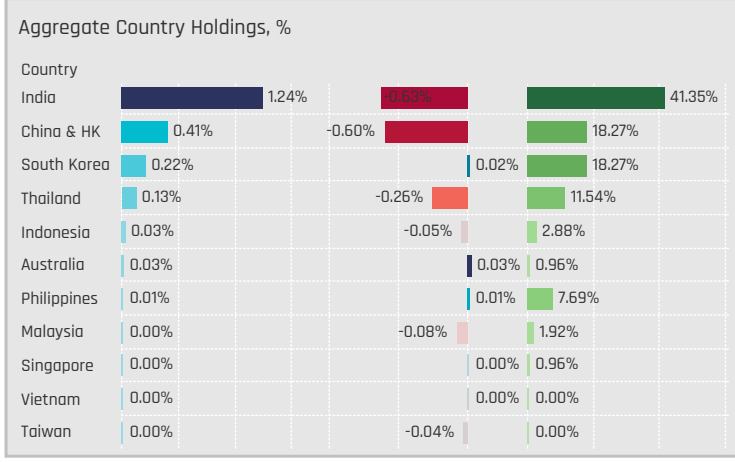


Aggregate Stock Holdings Data, Ranked by Most Widely Held.

Ticker	Stock Name	Funds Invested %	Average Weight	Vs Benchmark	Fund AUM, \$
500325-IN	Reliance Industries Limited	38.46%	1.13%	-0.39%	\$442M
096770-KR	SK Innovation Co., Ltd	9.62%	0.13%	-0.02%	\$45M
010950-KR	S-Oil Corporation	8.65%	0.08%	0.04%	\$39M
PTTEP-TH	PTT Exploration & Production ..	7.69%	0.08%	-0.03%	\$25M
ACEN-PH	AC Energy Corp.	7.69%	0.01%	0.01%	\$7M
883-HK	CNOOC Limited	6.73%	0.16%	0.16%	\$155M
386-HK	China Petroleum & Chemical ..	4.81%	0.09%	-0.13%	\$158M
2883-HK	China Oilfield Services Limite..	4.81%	0.06%	0.03%	\$104M
857-HK	PetroChina Company Limited..	3.85%	0.03%	-0.22%	\$16M
PTTGC-TH	PTT Global Chemical Public Co..	2.88%	0.02%	-0.03%	\$2M
530965-IN	Indian Oil Corp. Ltd.	2.88%	0.05%	0.00%	\$14M
PTT-TH	PTT Public Co., Ltd.	1.92%	0.03%	-0.14%	\$9M
500547-IN	Bharat Petroleum Corporatio..	1.92%	0.01%	-0.05%	\$4M
UNTR-ID	PT United Tractors Tbk	0.95%	0.01%	-0.03%	\$8M
TOP-TH	Thai Oil Public Co. Ltd.	0.95%	0.00%	-0.03%	\$1M

Top Stock Holdings, %

Fund Name	Ticker	Stock Name	Weight
CompAM Fund - Cadence Strategic Asia	500325-IN	Reliance Industries Li..	6.93%
E Fund Asia Selected Stock Fund	883-HK	CNOOC Limited	6.65%
Allianz Global Investors Fund - Emergen..	500325-IN	Reliance Industries Li..	4.84%
iFAST-DWS Asia Premier Trust	500325-IN	Reliance Industries Li..	4.60%
Mirae Asset Glb. Discovery Fd. - ESG Asi..	500325-IN	Reliance Industries Li..	4.30%
Allianz Intl. Inv. Fds. - Total Return Asi..	500325-IN	Reliance Industries Li..	4.18%
Allianz Global Investors Fund - Total Re..	500325-IN	Reliance Industries Li..	4.18%
Nikko AM Global Umbrella Fund - Asia (..	500325-IN	Reliance Industries Li..	4.13%
UBS (CH) Equity Fund - Emerging Asia (..	500325-IN	Reliance Industries Li..	4.12%
Baillie Gifford Overseas Growth Fund - ..	500325-IN	Reliance Industries Li..	3.96%
Maple-Brown Abbott Funds Plc - Asia-E..	500870-IN	Castrol India Limited	3.82%
Allianz Global Investors Choice Fund - ..	500325-IN	Reliance Industries Li..	3.81%
BNP Paribas Funds - Asia ex-Japan Eq..	500325-IN	Reliance Industries Li..	3.76%
Mirabaud - Equities Asia (ex-Japan)	500325-IN	Reliance Industries Li..	3.68%
UBS (Lux) Key Selection SICAV - Asian ..	500325-IN	Reliance Industries Li..	3.62%



Top Country Holdings, %

Fund Name	Country	Weight
CompAM Fund - Cadence Strategic Asia	India	6.93%
E Fund Asia Selected Stock Fund	China & HK	6.65%
Allianz Global Investors Fund - Emergen..	India	4.84%
AB FCP I - Asia (ex-Japan) Equity Portf..	China & HK	4.75%
iFAST-DWS Asia Premier Trust	India	4.60%
Mirae Asset Glb. Discovery Fd. - ESG Asi..	India	4.30%
Allianz Intl. Inv. Fds. - Total Return Asi..	India	4.18%
Allianz Global Investors Fund - Total Re..	India	4.18%
Nikko AM Global Umbrella Fund - Asia (..	India	4.13%
UBS (CH) Equity Fund - Emerging Asia (..	India	4.12%
Baillie Gifford Overseas Growth Fund - ..	India	3.96%
Baillie Gifford Overseas Growth Fund - ..	China & HK	3.85%
Maple-Brown Abbott Funds Plc - Asia-E..	India	3.82%
Allianz Global Investors Choice Fund - ..	India	3.81%
Hermes Inv. Funds - Asia (ex-Japan) E..	China & HK	3.76%

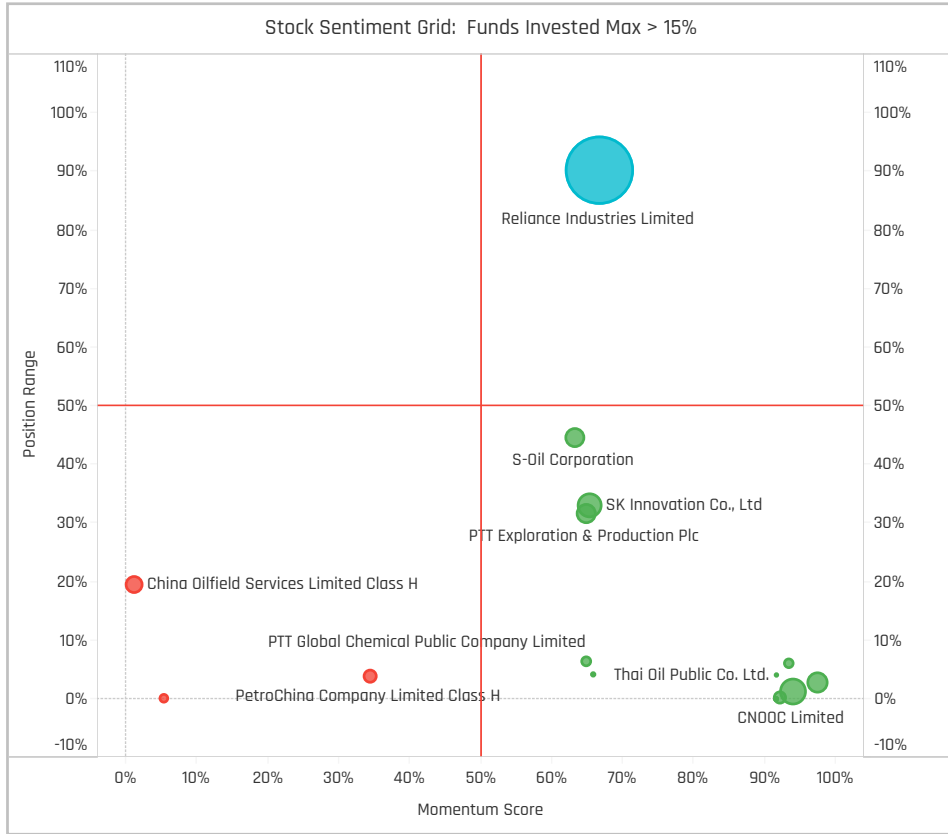
Top Stock Holdings, \$

Fund Name	Ticker	Stock Name	Value
Baillie Gifford Overseas Growth Fund - ..	500325-IN	Reliance Industries Limit..	\$129M
Schroder ISF - Asian Opportunities	386-HK	China Petroleum & Che..	\$102M
Baillie Gifford Overseas Growth Fund - ..	883-HK	CNOOC Limited	\$91M
Hermes Inv. Funds - Asia (ex-Japan) E..	2883-HK	China Oilfield Services Li..	\$64M
Hermes Inv. Funds - Asia (ex-Japan) E..	392-HK	Beijing Enterprises Holdi..	\$58M
E Fund Asia Selected Stock Fund	883-HK	CNOOC Limited	\$52M
iShares Tr. - MSCI All Country Asia ex-J..	500325-IN	Reliance Industries Limit..	\$44M
FTIF SICAV - Asian Growth Fund	500325-IN	Reliance Industries Limit..	\$40M
Allianz Global Investors Choice Fund - ..	500325-IN	Reliance Industries Limit..	\$35M
Baillie Gifford Overseas Growth Fund - ..	2883-HK	China Oilfield Services Li..	\$34M
Schroder Asian Growth Fund	386-HK	China Petroleum & Che..	\$34M
Fidelity Asia Fund	601872-CN	China Merchants Energy..	\$24M
UBS (Lux) Key Selection SICAV - Asian ..	500325-IN	Reliance Industries Limit..	\$24M
BlackRock Global Funds - Asian Dragon..	500325-IN	Reliance Industries Limit..	\$23M
Vontobel Fund - mtx Sustainable Asian..	002353-..	Yantai Jereh Oilfield Ser..	\$17M

Largest Changes in Fund Weight, %

Fund Name	New or C..	Change
Sydinvest Fjernosten		1.53%
Mirae Asset Glb. Discovery Fd. - ..		1.39%
Baring International Umbrella F..		1.31%
E Fund Asia Selected Stock Fund		1.11%
Fullerton Lux Funds - Asia Focus..		0.83%
PineBridge Global Funds - Asia (.		0.79%
AB FCP I - Asia (ex-Japan) Equit..		0.79%
BlackRock Global Funds - Asian ..		-0.33%
Value Partners Ireland Fund Plc ..		-0.51%
Carnegie Asia	Close	-0.57%
Allianz Global Investors Fund - E..		-1.91%
Goldman Sachs Funds III - Asia ..	Close	-2.03%
Nomura Fds. Ireland Plc - Asia (e..		-2.18%
Invesco Funds - Asia Opportuniti..	Close	-2.64%

Ave Wgt Δ	Funds Invested Δ	Fund Flows, \$	Av Wgt vs AAXJ Δ	Funds O/W % Δ
0.09%	-2.88%	(\$36M)	-0.03%	2.88%



Aggregate Stock Holdings Changes

Ticker	Stock Name	Funds Invested % Δ	Average Weight Δ	Fund Flows, \$
ADMR-ID	PT Adaro Minerals Indonesia T..	0.96%	0.00%	\$1M
5210-MY	Bumi Armada Bhd.	0.96%	0.00%	\$0M
386-HK	China Petroleum & Chemical C..	0.96%	0.03%	\$15M
WOR-AU	Worley Limited	0.00%	0.00%	
WHC-AU	Whitehaven Coal Limited	0.00%	0.00%	
WDS-AU	Woodside Energy Group Ltd	0.00%	0.00%	
TTE-FR	TotalEnergies SE	0.00%	0.00%	
857-HK	PetroChina Company Limited ..	-0.96%	-0.01%	(\$22M)
7277-MY	Dialog Group Bhd.	-0.96%	0.00%	\$0M
6033-TW	Formosa Petrochemical Corp	-0.96%	-0.01%	(\$4M)
6033-MY	Petronas Gas Bhd.	-0.96%	0.00%	\$0M
5199-MY	Hibiscus Petroleum Bhd.	-0.96%	0.00%	\$0M
500325-IN	Reliance Industries Limited	-2.88%	0.14%	(\$11M)
2883-HK	China Oilfield Services Limited ..	-2.88%	-0.03%	(\$11M)

Largest Fund Flows, \$

Fund Name	New or Cl..	Flow
Fidelity Asia Fund		\$12M
AB FCP I - Asia (ex-Japan) Equi..		\$6M
Schroder ISF - Asian Opportunit..		\$6M
Sydinvest Fjernosten		\$4M
Hermes Invst. Funds - Asia (ex-J..		\$3M
Mirae Asset Glb. Discovery Fd. - ..		\$2M
Vontobel Fund - mtx Sustainab..		\$2M
Baillie Gifford Overseas Growth ..		(\$5M)
BlackRock Global Funds - Asian ..		(\$6M)
BNP Paribas Funds - Asia ex-Ja..		(\$6M)
Nomura Fds. Ireland Plc - Asia (.		(\$7M)
Invesco Funds - Asia Opportuni..	Close	(\$10M)
BlackRock Global Funds - Asian ..		(\$14M)
iShares Tr. - MSCI All Country A..		(\$14M)

Largest Fund Level Changes in Stock Weight, %

Fund Name	Stock Name	New ..	Change
AB FCP I - Asia (ex-Japan) Equity ..	China Petroleum & Chem..		1.80%
BlackRock Asia Fund	Reliance Industries Limit..		1.45%
BlackRock Global Funds - Asian Dr..	Reliance Industries Limit..		1.42%
Mirae Asset Glb. Discovery Fd. - ES..	Reliance Industries Limit..		1.39%
Fullerton Lux Funds - Asia Focus E..	Reliance Industries Limit..		1.25%
Sydinvest Fjernosten	Reliance Industries Limit..		1.15%
E Fund Asia Selected Stock Fund	CNOOC Limited		1.11%
Goldman Sachs Funds III - Asia Eq..	PT United Tractors Tbk	Close	-1.16%
Invesco Funds - Asia Opportuniti..	Reliance Industries Limit..	Close	-1.55%
Nomura Fds. Ireland Plc - Asia (ex..	SK Innovation Co., Ltd		-1.64%
BlackRock Asia Fund	PetroChina Company Lim..	Close	-1.65%
Allianz Global Investors Fund - Em..	S-Oil Corporation		-1.84%
AB FCP I - Asia (ex-Japan) Equity ..	China Oilfield Services Li..		-2.00%
BlackRock Global Funds - Asian Dr..	PetroChina Company Lim..	Close	-2.06%

Aggregate Country Holding Changes

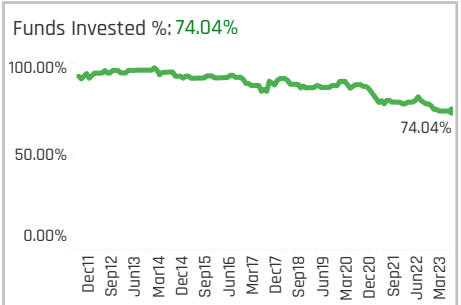
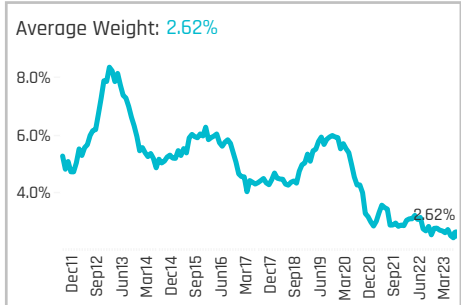
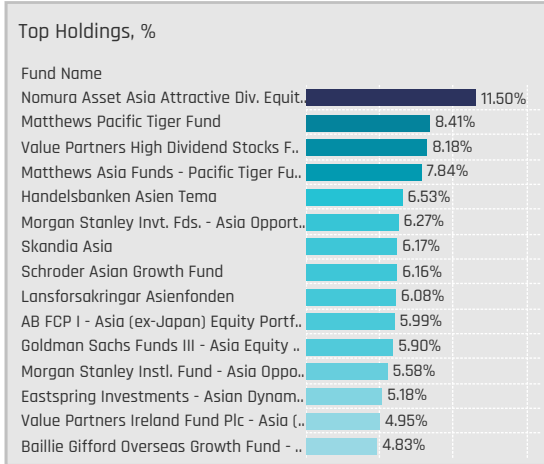
Country	Change	Flow
Vietnam	0.00%	\$0M
United States	0.00%	
United Kingdom	0.00%	
United Arab Emirates	0.00%	
Thailand	0.00%	\$0M
South Korea	0.00%	(\$11M)
Singapore	0.00%	\$2M
France	0.00%	
Canada	0.00%	
Australia	0.00%	\$0M
Taiwan	-0.96%	(\$4M)
Indonesia	-0.96%	\$6M
China & HK	-0.96%	(\$14M)
India	-2.88%	0.15% (\$12M)

Largest Changes in Fund Country Weight, %

Fund Name	New a..	Country	Change
BlackRock Asia Fund		India	1.45%
BlackRock Global Funds - Asian Drag..		India	1.42%
Mirae Asset Glb. Discovery Fd. - ESG ..		India	1.39%
Fullerton Lux Funds - Asia Focus Eq..		India	1.25%
Sydinvest Fjernosten		India	1.15%
E Fund Asia Selected Stock Fund		China & HK	1.11%
Baring International Umbrella Fund ..	New	China & HK	1.00%
Invesco Funds - Asia Opportuniti..	Close	Taiwan	-1.09%
Goldman Sachs Funds III - Asia Equi..	Close	Indonesia	-1.16%
Invesco Funds - Asia Opportuniti..	Close	India	-1.55%
Nomura Fds. Ireland Plc - Asia (ex-J..		South Korea	-1.64%
Allianz Global Investors Fund - Emer..		South Korea	-1.84%
BlackRock Asia Fund	Close	China & HK	-2.09%
BlackRock Global Funds - Asian Drag..	Close	China & HK	-2.13%

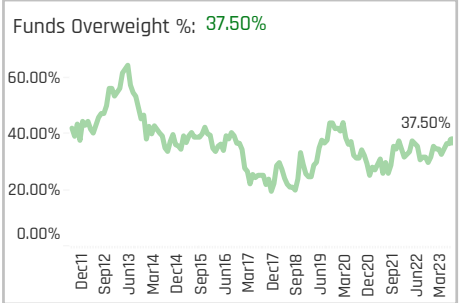
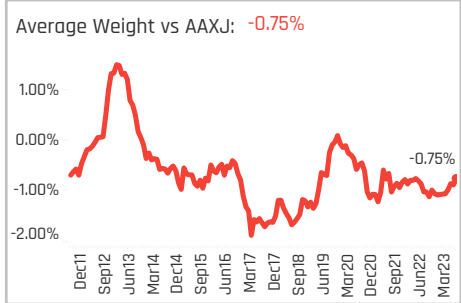
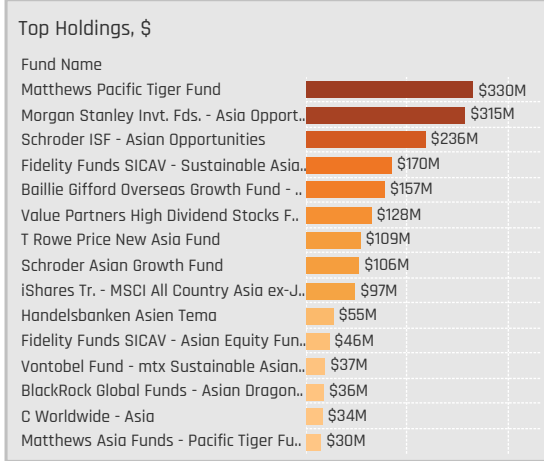
Largest Fund Level Stock Inflows/Outflows, \$

Fund Name	Stock Name	New..	Flow
BlackRock Global Funds - Asian Dra..	Reliance Industries Limit..		\$10M
AB FCP I - Asia (ex-Japan) Equity P..	China Petroleum & Chem..		\$8M
Fidelity Asia Fund	PT Indo Tambangraya Me..		\$8M
Hermes Invst. Funds - Asia (ex-Japa..	Beijing Enterprises Holdi..		\$6M
Schroder ISF - Asian Opportuniti..	China Petroleum & Chem..		\$6M
Fidelity Asia Fund	China Merchants Energy ..		\$5M
AB FCP I - Asia (ex-Japan) Equity P..	PetroChina Company Lim..	New	\$4M
Nomura Fds. Ireland Plc - Asia (ex-J..	SK Innovation Co., Ltd		(\$5M)
AB FCP I - Asia (ex-Japan) Equity P..	China Oilfield Services Li..		(\$6M)
BlackRock Global Funds - Asian Gro..	SK Innovation Co., Ltd		(\$6M)
Invesco Funds - Asia Opportuniti..	Reliance Industries Limit..	Close	(\$6M)
BNP Paribas Funds - Asia ex-Japan..	Reliance Industries Limit..		(\$6M)
iShares Tr. - MSCI All Country Asia ..	Reliance Industries Limit..		(\$6M)
BlackRock Global Funds - Asian Dra..	PetroChina Company Lim..	Close	(\$24M)



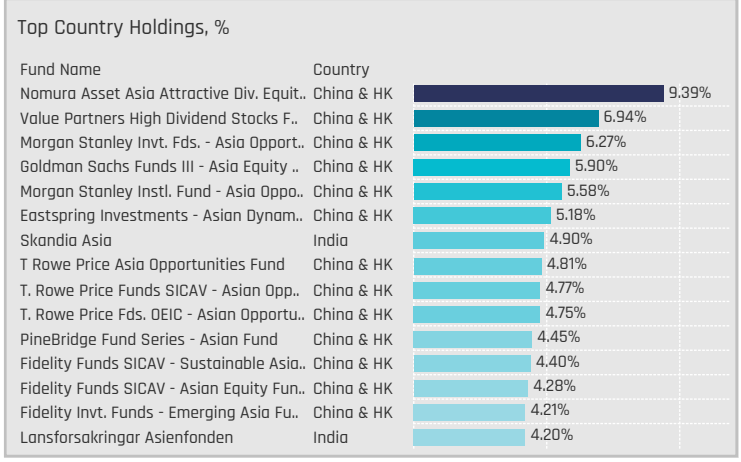
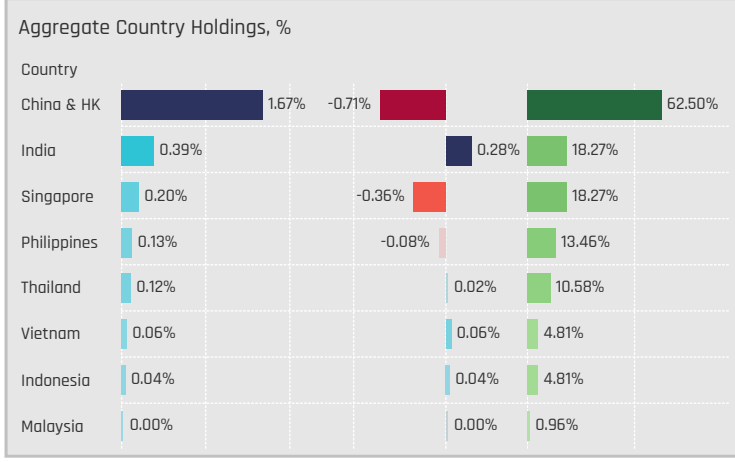
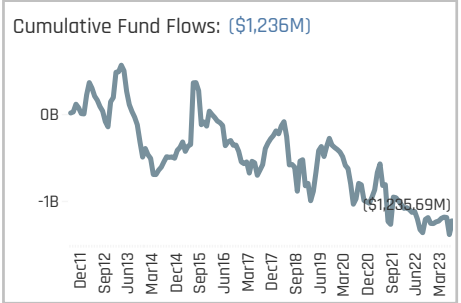
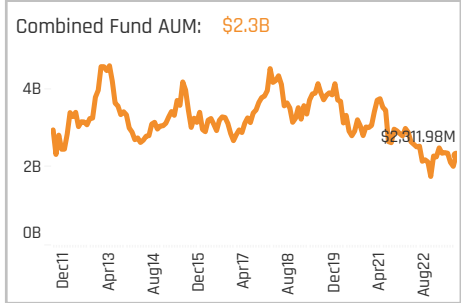
Aggregate Stock Holdings Data, Ranked by Most Widely Held.

Ticker	Stock Name	Funds Invested %	Average Weight	Vs Benchmark	Fund AUM, \$
1109-HK	China Resources Land Limited	25.96%	0.39%	0.14%	\$371M
2423-HK	KE Holdings Inc Class A	15.38%	0.26%	0.07%	\$432M
688-HK	China Overseas Land & Invest..	13.46%	0.17%	0.03%	\$84M
16-HK	Sun Hung Kai Properties Limit..	11.54%	0.17%	-0.14%	\$125M
1209-HK	China Resources Mixc Lifestyl..	11.54%	0.16%	0.11%	\$183M
823-HK	Link Real Estate Investment T..	9.62%	0.11%	-0.13%	\$45M
543287-IN	Macrotech Developers Ltd.	8.65%	0.14%	0.14%	\$40M
ALI-PH	Ayala Land Inc.	6.73%	0.05%	-0.01%	\$71M
9CI-SG	CapitaLand Investment Limit..	6.73%	0.06%	-0.05%	\$38M
CPN-TH	Central Pattana Public Co. Ltd.	5.77%	0.09%	0.02%	\$139M
960-HK	Longfor Group Holdings Ltd.	5.77%	0.04%	-0.04%	\$18M
533150-IN	Godrej Properties Limited	5.77%	0.07%	0.03%	\$26M
532868-IN	DLF Limited	5.77%	0.09%	0.02%	\$65M
SMPH-PH	SM Prime Holdings, Inc.	4.81%	0.05%	-0.05%	\$108M
1997-HK	Wharf Real Estate Investmen..	4.81%	0.04%	-0.11%	\$15M



Top Stock Holdings, %

Fund Name	Ticker	Stock Name	Weight
Morgan Stanley Inv. Fds. - Asia Opport..	2423-HK	KE Holdings Inc Class A	4.92%
Morgan Stanley Instl. Fund - Asia Oppo..	2423-HK	KE Holdings Inc Class A	4.14%
Maple-Brown Abbott Funds Plc - Asia-E..	C38U-SG	CapitaLand Integrate..	3.29%
Nomura Fds. Ireland Plc - Asia (ex-Japa..	543287-IN	Macrotech Developers..	3.29%
UBS (CH) Equity Fund - Emerging Asia (..	532868-IN	DLF Limited	3.26%
Wellington Mgmt. Fds. (LU) - Asian Opp..	543287-IN	Macrotech Developers..	3.15%
Goldman Sachs Funds III - Asia Equity ..	1109-HK	China Resources Land..	3.05%
Matthews Pacific Tiger Fund	CPN-TH	Central Pattana Publi..	2.98%
Eastspring Investments - Asian Dynam..	688-HK	China Overseas Land ..	2.86%
Matthews Asia Funds - Pacific Tiger Fu..	CPN-TH	Central Pattana Publi..	2.84%
PineBridge Fund Series - Asian Fund	2202-HK	China Vanke Co., Ltd C..	2.72%
Nomura Asset Asia Attractive Div. Equit..	16-HK	Sun Hung Kai Properti..	2.71%
CompAM Fund - Cadence Strategic Asia	823-HK	Link Real Estate Inves..	2.70%
Fidelity Funds SICAV - Sustainable Asia..	1109-HK	China Resources Land..	2.69%
Schroder Asian Growth Fund	503100-IN	Phoenix Mills Ltd.	2.68%



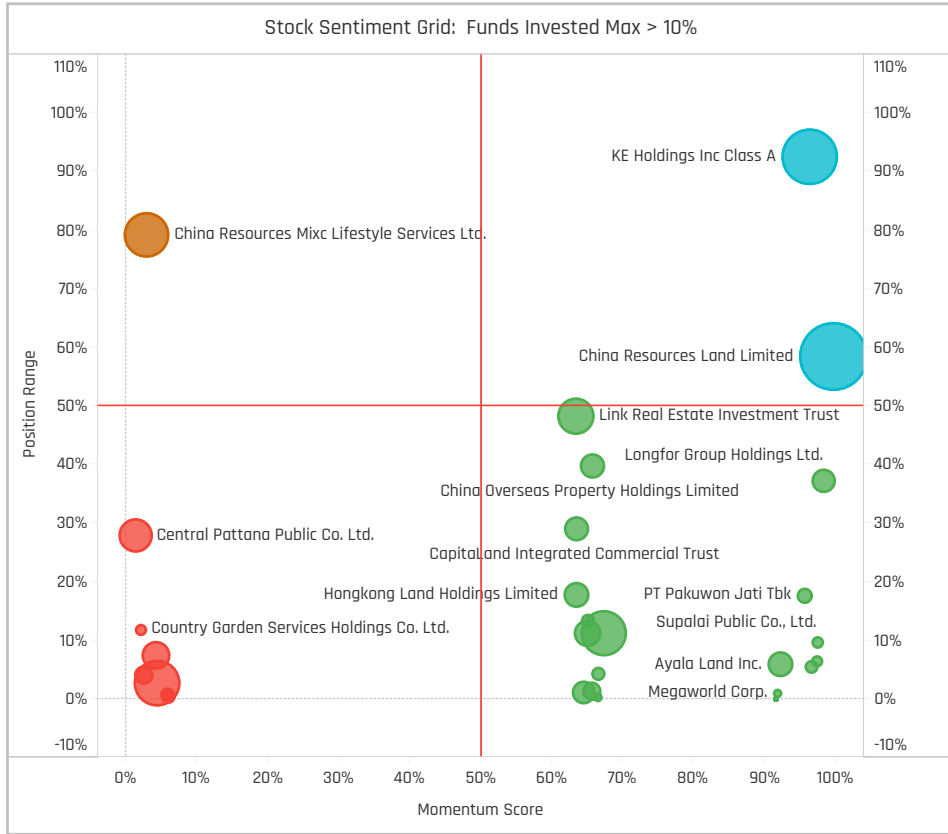
Top Stock Holdings, \$

Fund Name	Ticker	Stock Name	Value
Morgan Stanley Inv. Fds. - Asia Opport..	2423-HK	KE Holdings Inc Class A	\$248M
Matthews Pacific Tiger Fund	CPN-TH	Central Pattana Public C..	\$117M
Fidelity Funds SICAV - Sustainable Asia..	1109-HK	China Resources Land Li..	\$104M
Schroder ISF - Asian Opportunities	1972-HK	Swire Properties Limited	\$100M
Schroder ISF - Asian Opportunities	1109-HK	China Resources Land Li..	\$95M
Matthews Pacific Tiger Fund	SMPH-PH	SM Prime Holdings, Inc.	\$92M
Fidelity Funds SICAV - Sustainable Asia..	16-HK	Sun Hung Kai Properti..	\$66M
Matthews Pacific Tiger Fund	1209-HK	China Resources Mixc Lif..	\$65M
Baillie Gifford Overseas Growth Fund - ..	503100-IN	Phoenix Mills Ltd.	\$61M
Matthews Pacific Tiger Fund	2423-HK	KE Holdings Inc Class A	\$57M
Baillie Gifford Overseas Growth Fund - ..	532868-IN	DLF Limited	\$49M
Schroder Asian Growth Fund	503100-IN	Phoenix Mills Ltd.	\$46M
Morgan Stanley Inv. Fds. - Asia Opport..	1209-HK	China Resources Mixc Lif..	\$45M
Schroder ISF - Asian Opportunities	ALI-PH	Ayala Land Inc.	\$41M
Value Partners High Dividend Stocks F..	1109-HK	China Resources Land Li..	\$32M

Largest Changes in Fund Weight, %

Fund Name	New or C..	Change
Skandia Asia		2.79%
Natixis Intl. Fds. (Lux) I - Natixis ..	New	2.73%
Lansforsakringar Asienfonden		2.20%
Goldman Sachs Funds III - Asia ..		2.05%
SEB Fund 2 - Asia (ex-Japan) Fu..		1.69%
Baring International Umbrella F..	New	1.68%
SEB Asia (ex-Japan) Fund		1.31%
T. Rowe Price Funds SICAV - Asi..		-2.00%
T. Rowe Price Fds. OEIC - Asian O..		-2.07%
T Rowe Price New Asia Fund		-2.09%
T. Rowe Price Funds SICAV - Asi..		-2.11%
Allianz Global Investors Choice F..		-2.73%
Eastspring Investments - Asian ..		-2.82%
GAM Multistock SICAV - Asia Fac..	Close	-5.96%

Ave Wgt Δ	Funds Invested Δ	Fund Flows, \$	Av Wgt vs AAXJ Δ	Funds O/W % Δ
-0.13%	-0.96%	(\$13M)	0.32%	2.88%



Aggregate Stock Holdings Changes

Ticker	Stock Name	Funds Invested % Δ	Average Weight Δ	Fund Flows, \$
1109-HK	China Resources Land Limited	4.81%	0.04%	\$38M
A17U-SG	CapitaLand Ascendas REIT	3.85%	0.02%	\$4M
SPALI-TH	Supalai Public Co., Ltd.	1.92%	0.01%	\$1M
960-HK	Longfor Group Holdings Ltd.	1.92%	0.02%	\$4M
813-HK	Shimao Group Holdings Limited	1.92%	0.01%	\$2M
543287-IN	Macrotech Developers Ltd.	1.92%	0.05%	\$0M
1997-HK	Wharf Real Estate Investm ..	1.92%	0.03%	\$6M
CTRA-ID	PT Ciputra Development Tbk	-1.92%	0.01%	\$0M
C09-SG	City Developments Limited	-1.92%	-0.02%	(\$7M)
9CI-SG	CapitaLand Investment Limited	-1.92%	-0.04%	(\$22M)
6098-HK	Country Garden Services Holdi..	-1.92%	-0.04%	(\$5M)
503100-IN	Phoenix Mills Ltd.	-1.92%	0.01%	(\$2M)
CPN-TH	Central Pattana Public Co. Ltd.	-2.88%	-0.03%	(\$12M)
14-HK	Hysan Development Co., Ltd.	-2.88%	-0.03%	(\$4M)

Largest Fund Flows, \$

Fund Name	New or Cl..	Flow
Schroder ISF - Asian Opportunit..		\$35M
Fidelity Funds SICAV - Sustaina..		\$34M
AB FCP I - Asia (ex-Japan) Equi..		\$8M
Fidelity Funds SICAV - Asian Eq..		\$5M
Pictet - Asian Equities (ex-Japa..		\$4M
Skandia Asia		\$4M
Goldman Sachs Funds III - Asia ..		\$3M
BNP Paribas Funds - Asia ex-Ja..		(\$7M)
GAM Multistock SICAV - Asia Fo..	Close	(\$8M)
T. Rowe Price Funds SICAV - Asi..		(\$9M)
iShares Tr. - MSCI All Country A..		(\$9M)
LO Funds - Asia High Conviction		(\$10M)
Allianz Global Investors Choice ..		(\$22M)
T Rowe Price New Asia Fund		(\$40M)

Largest Fund Level Changes in Stock Weight, %

Fund Name	Stock Name	New ..	Change
BlackRock Global Funds - Asian Gr..	China Resources Land Li..	New	1.71%
SEB Asia (ex-Japan) Fund	Wharf Real Estate Invest..	New	1.69%
SEB Fund 2 - Asia (ex-Japan) Fund	Wharf Real Estate Invest..	New	1.66%
Natixis Intl. Fds. (Lux) I - Natixis As..	China Resources Land Li..	New	1.66%
AB FCP I - Asia (ex-Japan) Equity ..	Link Real Estate Investm..	New	1.49%
Sydinvest Fjernosten	CapitaLand Ascendas REIT	New	1.39%
Lansforsakringar Asienfonden	DLF Limited	New	1.35%
BlackRock Global Funds - Asian Gr..	Poly Developments & Hol..	Close	-1.52%
GAM Multistock SICAV - Asia Focus..	Country Garden Services ..	Close	-1.64%
Sydinvest Fjernosten	Country Garden Services ..	Close	-1.65%
BNP Paribas Funds - Asia ex-Japan..	Central Pattana Public C..	Close	-1.80%
GAM Multistock SICAV - Asia Focus..	China Vanke Co., Ltd Clas..	Close	-1.84%
Allianz Global Investors Choice Fu..	CapitaLand Investment L..		-1.99%
Eastspring Investments - Asian Dy..	Sun Hung Kai Properties ..		-5.99%

Aggregate Country Holding Changes

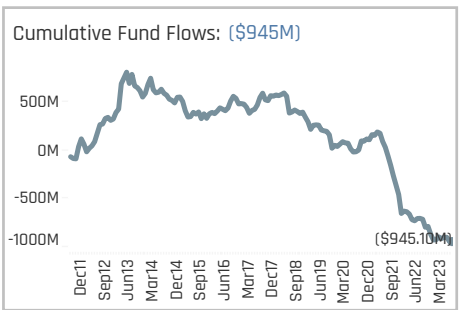
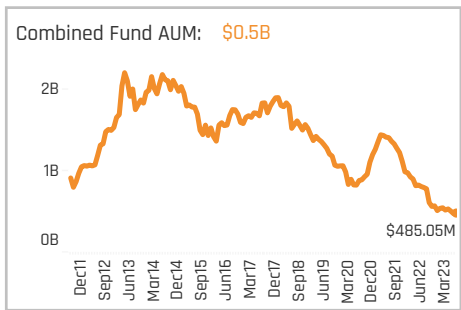
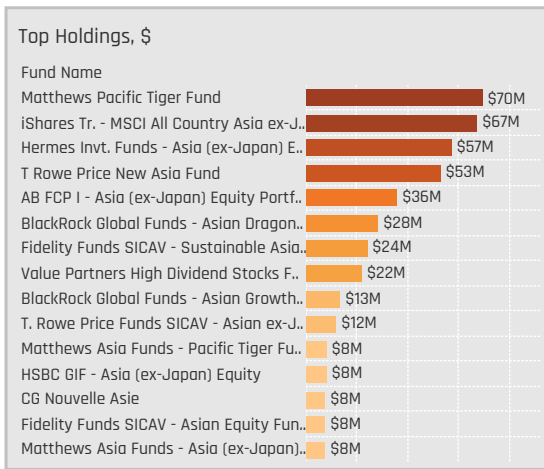
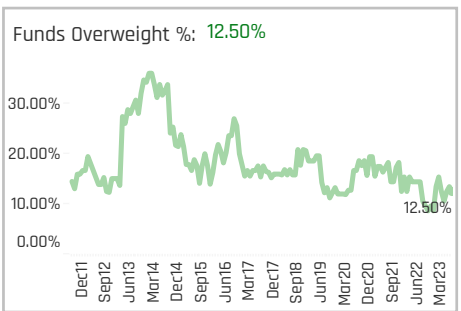
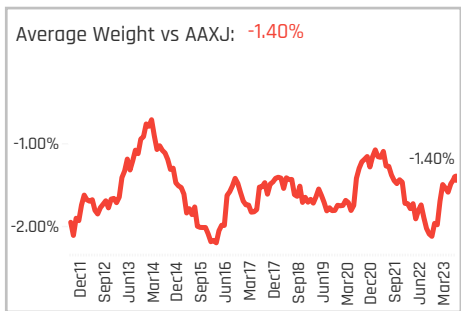
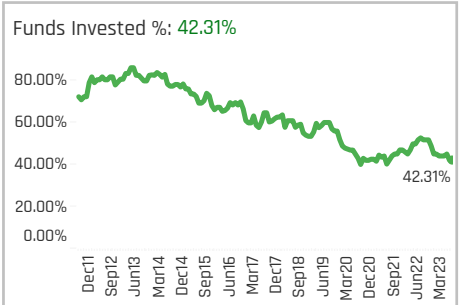
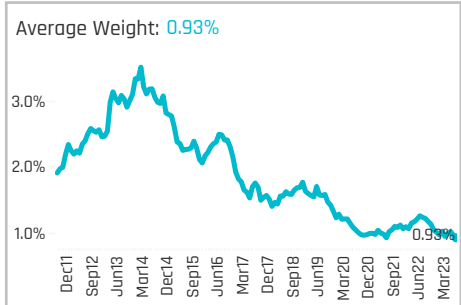
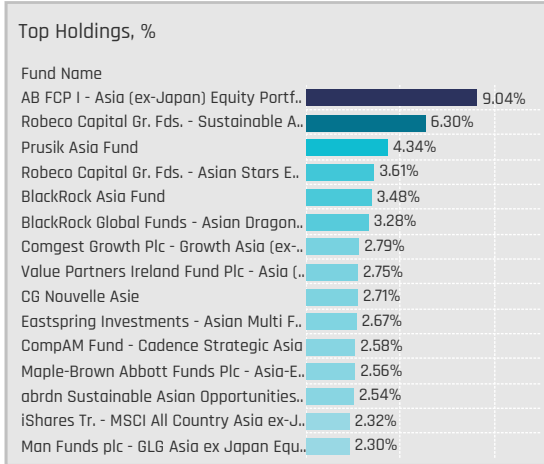
Country	Change	Flow
China & HK	4.81%	\$35M
Thailand	0.96%	(\$8M)
Vietnam	0.00%	\$2M
Taiwan	0.00%	\$0M
South Korea	0.00%	\$0M
Singapore	0.00%	(\$95M)
Philippines	0.00%	\$12M
Malaysia	0.00%	\$0M
Japan	0.00%	\$0M
India	0.00%	\$2M
Australia	0.00%	\$0M
Indonesia	-1.92%	\$0M

Largest Changes in Fund Country Weight, %

Fund Name	New o..	Country	Change
Skandia Asia		India	2.69%
Goldman Sachs Funds III - Asia Equi..		China & HK	2.68%
SEB Asia (ex-Japan) Fund		China & HK	2.22%
Lansforsakringar Asienfonden		India	2.20%
SEB Fund 2 - Asia (ex-Japan) Fund		China & HK	2.15%
Baring International Umbrella Fund ..	New	China & HK	1.68%
Natixis Intl. Fds. (Lux) I - Natixis Asia..	New	China & HK	1.66%
T. Rowe Price Funds SICAV - Asian O..		China & HK	-2.00%
T. Rowe Price Fds. OEIC - Asian Oppa..		China & HK	-2.07%
Sydinvest Fjernosten		China & HK	-2.19%
Allianz Global Investors Choice Fund..		Singapore	-2.48%
GAM Multistock SICAV - Asia Focus ..	Close	Singapore	-2.48%
Eastspring Investments - Asian Dyn..		China & HK	-2.82%
GAM Multistock SICAV - Asia Focus ..	Close	China & HK	-3.47%

Largest Fund Level Stock Inflows/Outflows, \$

Fund Name	Stock Name	New..	Flow
Matthews Pacific Tiger Fund	KE Holdings Inc Class A		\$30M
Fidelity Funds SICAV - Sustainable ..	Sun Hung Kai Properties ..		\$23M
Schroder ISF - Asian Opportunities	China Resources Land Li..		\$15M
Schroder ISF - Asian Opportunities	Ayala Land Inc.		\$13M
Fidelity Funds SICAV - Sustainable ..	China Resources Land Li..		\$12M
BlackRock Global Funds - Asian Gro..	China Resources Land Li..	New	\$12M
AB FCP I - Asia (ex-Japan) Equity P..	Link Real Estate Investm..	New	\$7M
LO Funds - Asia High Conviction	KE Holdings Inc Class A		(\$6M)
BlackRock Global Funds - Asian Gro..	Poly Developments & Hol..	Close	(\$10M)
BNP Paribas Funds - Asia ex-Japan..	Central Pattana Public C..	Close	(\$11M)
T Rowe Price New Asia Fund	KE Holdings Inc Class A		(\$15M)
Allianz Global Investors Choice Fun..	CapitaLand Investment L..		(\$18M)
T Rowe Price New Asia Fund	CapitaLand Integrated C..		(\$22M)
Matthews Pacific Tiger Fund	China Resources Mixc Lif..		(\$28M)

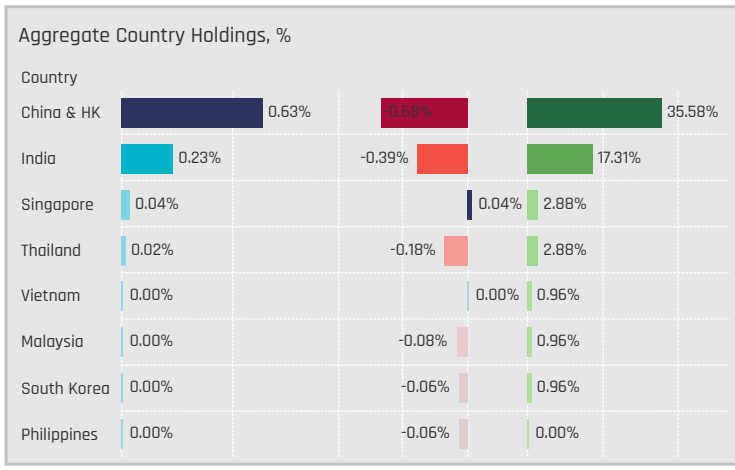


Aggregate Stock Holdings Data, Ranked by Most Widely Held.

Ticker	Stock Name	Funds Invested %	Average Weight	Vs Benchmark	Fund AUM, \$
2688-HK	ENN Energy Holdings Limited	8.65%	0.11%	-0.04%	\$79M
1193-HK	China Resources Gas Group Li..	8.65%	0.12%	0.06%	\$33M
600900-CN	China Yangtze Power Co., Ltd...	7.69%	0.08%	0.00%	\$14M
532898-IN	Power Grid Corporation of Ind..	7.69%	0.10%	-0.07%	\$70M
1798-HK	China Datang Corp. Renewabl..	7.69%	0.05%	0.05%	\$5M
135-HK	KunLun Energy Co. Ltd.	7.69%	0.10%	0.04%	\$45M
956-HK	China Suntien Green Energy C..	4.81%	0.03%	0.03%	\$34M
916-HK	China Longyuan Power Group..	4.81%	0.07%	0.01%	\$20M
532514-IN	Indraprastha Gas Limited	4.81%	0.03%	0.00%	\$6M
270-HK	Guangdong Investment Limit..	4.81%	0.06%	0.01%	\$32M
U96-SG	Sembcorp Industries Ltd.	2.88%	0.04%	0.04%	\$6M
532155-IN	GAIL (India) Limited	2.88%	0.03%	-0.02%	\$37M
GULF.F-TH	Gulf Energy Development Pub..	1.92%	0.02%	0.02%	\$1M
836-HK	China Resources Power Holdi..	1.92%	0.01%	-0.05%	\$7M
500400-IN	Tata Power Company Limited	1.92%	0.02%	-0.05%	\$41M

Top Stock Holdings, %

Fund Name	Ticker	Stock Name	Weight
Comgest Growth Plc - Growth Asia (ex-..	1193-HK	China Resources Gas ..	2.79%
CG Nouvelle Asie	1193-HK	China Resources Gas ..	2.71%
CompAM Fund - Cadence Strategic Asia	270-HK	Guangdong Investme..	2.58%
Prusik Asia Fund	2688-HK	ENN Energy Holdings ..	2.42%
Robeco Capital Gr. Fds. - Asian Stars E..	135-HK	KunLun Energy Co. Ltd..	2.41%
AB FCP I - Asia (ex-Japan) Equity Portf..	532155-IN	GAIL (India) Limited	2.29%
Robeco Capital Gr. Fds. - Sustainable A..	600900-CN	China Yangtze Power ..	2.16%
Man Funds plc - GLG Asia ex Japan Equ..	1193-HK	China Resources Gas ..	2.15%
Man International ICVC - GLG Asia (ex J..	1193-HK	China Resources Gas ..	2.12%
Robeco Capital Gr. Fds. - Sustainable A..	539957-IN	Mahanagar Gas Ltd	2.09%
Maple-Brown Abbott Funds Plc - Asia-E..	135-HK	KunLun Energy Co. Ltd..	2.08%
Robeco Capital Gr. Fds. - Sustainable A..	1798-HK	China Datang Corp. R..	2.06%
Mirae Asset Glb. Discovery Fd. - ESG Asi..	532898-IN	Power Grid Corporatio..	2.04%
BlackRock Global Funds - Asian Growth..	2688-HK	ENN Energy Holdings ..	2.00%
Prusik Asia Fund	916-HK	China Longyuan Powe..	1.92%



Top Country Holdings, %

Fund Name	Country	Weight
AB FCP I - Asia (ex-Japan) Equity Portf..	China & HK	4.80%
Prusik Asia Fund	China & HK	4.34%
AB FCP I - Asia (ex-Japan) Equity Portf..	India	4.24%
Robeco Capital Gr. Fds. - Sustainable A..	China & HK	4.22%
Robeco Capital Gr. Fds. - Asian Stars E..	China & HK	3.61%
BlackRock Asia Fund	China & HK	3.48%
BlackRock Global Funds - Asian Dragon..	China & HK	3.28%
Comgest Growth Plc - Growth Asia (ex-..	China & HK	2.79%
Value Partners Ireland Fund Plc - Asia (..	China & HK	2.75%
CG Nouvelle Asie	China & HK	2.71%
CompAM Fund - Cadence Strategic Asia	China & HK	2.58%
Maple-Brown Abbott Funds Plc - Asia-E..	China & HK	2.56%
Man Funds plc - GLG Asia ex Japan Equ..	China & HK	2.30%
Eastspring Investments - Asian Multi F..	China & HK	2.28%
Man International ICVC - GLG Asia (ex J..	China & HK	2.27%

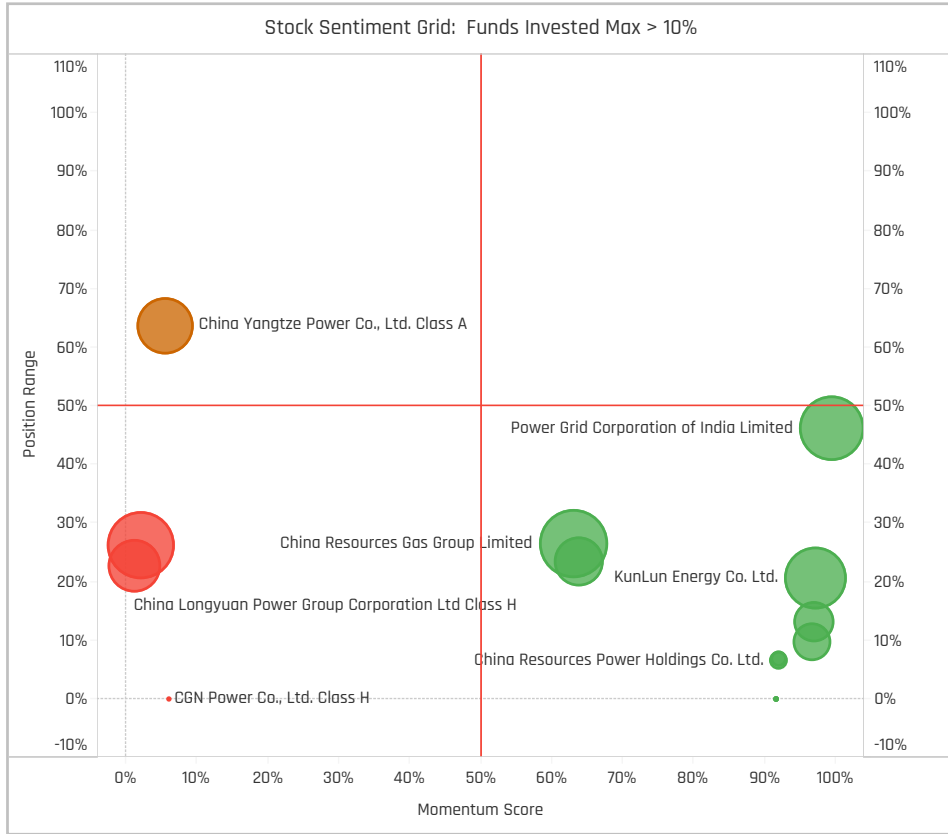
Top Stock Holdings, \$

Fund Name	Ticker	Stock Name	Value
T Rowe Price New Asia Fund	532898-IN	Power Grid Corporation ..	\$39M
Matthews Pacific Tiger Fund	2688-HK	ENN Energy Holdings Li..	\$36M
Matthews Pacific Tiger Fund	500400-I..	Tata Power Company Li..	\$34M
Hermes Invt. Funds - Asia (ex-Japan) E..	135-HK	KunLun Energy Co. Ltd..	\$32M
Hermes Invt. Funds - Asia (ex-Japan) E..	532155-IN	GAIL (India) Limited	\$25M
Fidelity Funds SICAV - Sustainable Asia..	956-HK	China Suntien Green En..	\$24M
Value Partners High Dividend Stocks F..	270-HK	Guangdong Investment ..	\$17M
T Rowe Price New Asia Fund	1193-HK	China Resources Gas Gr..	\$14M
BlackRock Global Funds - Asian Growth..	2688-HK	ENN Energy Holdings Li..	\$13M
BlackRock Global Funds - Asian Dragon..	2688-HK	ENN Energy Holdings Li..	\$12M
AB FCP I - Asia (ex-Japan) Equity Portf..	532155-IN	GAIL (India) Limited	\$9M
T. Rowe Price Funds SICAV - Asian ex-J..	532898-IN	Power Grid Corporation ..	\$9M
BlackRock Global Funds - Asian Dragon..	270-HK	Guangdong Investment ..	\$9M
HSBC GIF - Asia (ex-Japan) Equity	916-HK	China Longyuan Power ..	\$8M
CG Nouvelle Asie	1193-HK	China Resources Gas Gr..	\$8M

Largest Changes in Fund Weight, %

Fund Name	New or C..	Change
Sydinvest Fjernosten		1.64%
Natixis Intl. Fds. (Lux) I - Natixis ..	New	1.55%
Mirae Asset Glb. Discovery Fd. - ..		1.21%
AB FCP I - Asia (ex-Japan) Equit..		1.17%
BlackRock Global Funds - Asian ..		1.16%
SEB Fund 2 - Asia (ex-Japan) Fu..		0.95%
Robeco Capital Gr. Fds. - Sustai..		0.74%
T Rowe Price New Asia Fund		-0.97%
T. Rowe Price Funds SICAV - Asi..		-1.02%
Fullerton Lux Funds - Asia Focus..	Close	-1.34%
Prusik Asia Fund		-1.57%
T. Rowe Price Funds SICAV - Asi..	Close	-1.85%
T. Rowe Price Fds. OEIC - Asian O..	Close	-1.85%
T Rowe Price Asia Opportunities ..	Close	-1.86%

Ave Wgt Δ	Funds Invested Δ	Fund Flows, \$	Av Wgt vs AAXJ Δ	Funds O/W % Δ
-0.05%	-2.88%	(\$18M)	0.28%	-0.96%



Aggregate Stock Holdings Changes

Ticker	Stock Name	Funds Invested % Δ	Average Weight Δ	Fund Flows, \$
532898-IN	Power Grid Corporation of Indi..	2.88%	0.05%	\$2M
1798-HK	China Datang Corp. Renewabl..	0.96%	-0.01%	(\$2M)
135-HK	KunLun Energy Co. Ltd.	0.96%	0.02%	\$13M
U96-SG	Sembcorp Industries Ltd.	0.96%	0.02%	\$1M
6742-MY	YTL Power International Bhd.	0.96%	0.00%	\$0M
532514-IN	Indraprastha Gas Limited	0.96%	0.02%	\$2M
532155-IN	GAIL (India) Limited	0.96%	0.01%	\$4M
MPI-PH	Metro Pacific Investments Cor..	-0.96%	0.00%	(\$2M)
533098-IN	NHPC Limited	-0.96%	0.00%	(\$1M)
1816-HK	CGN Power Co., Ltd. Class H	-0.96%	-0.01%	(\$1M)
004690-KR	Samchully Co., Ltd	-0.96%	0.00%	(\$1M)
855-HK	China Water Affairs Group Lim..	-1.92%	0.00%	(\$1M)
2688-HK	ENN Energy Holdings Limited	-1.92%	-0.04%	\$12M
916-HK	China Longyuan Power Group ..	-2.88%	-0.03%	\$2M

Largest Fund Flows, \$

Fund Name	New or Cl..	Flow
Hermes Invt. Funds - Asia (ex-J..		\$11M
BlackRock Global Funds - Asian ..		\$10M
AB FCP I - Asia (ex-Japan) Equi..		\$9M
Sydinvest Fjernosten		\$4M
Mirae Asset Glb. Discovery Fd. - ..		\$2M
SEB Fund 2 - Asia (ex-Japan) F..		\$1M
Eastspring Investments - Asian..		\$1M
Nomura Fds. Ireland Plc - Asia (.		\$0M
T Rowe Price Asia Opportunitie..	Close	(\$2M)
Fullerton Lux Funds - Asia Focu..	Close	(\$3M)
T. Rowe Price Funds SICAV - Asi..	Close	(\$4M)
T. Rowe Price Funds SICAV - Asi..		(\$7M)
iShares Tr. - MSCI All Country A..		(\$11M)
T Rowe Price New Asia Fund		(\$31M)

Largest Fund Level Changes in Stock Weight, %

Fund Name	Stock Name	New ..	Change
BlackRock Global Funds - Asian Gr..	ENN Energy Holdings Lim..	New	2.00%
SEB Asia (ex-Japan) Fund	Power Grid Corporation o..	New	1.70%
Natixis Intl. Fds. (Lux) I - Natixis As..	Indraprastha Gas Limited	New	1.55%
Mirae Asset Glb. Discovery Fd. - ES..	Power Grid Corporation o..		1.21%
SEB Fund 2 - Asia (ex-Japan) Fund	China Yangtze Power Co.,...	New	0.92%
Eastspring Investments - Asian M..	ENN Energy Holdings Lim..		0.85%
Robeco Capital Gr. Fds. - Sustaina..	Mahanagar Gas Ltd		0.84%
Prusik Asia Fund	China Longyuan Power G..		-0.89%
T Rowe Price New Asia Fund	China Resources Gas Gro..		-1.14%
T. Rowe Price Funds SICAV - Asian ..	China Resources Gas Gro..		-1.15%
Fullerton Lux Funds - Asia Focus E..	China Yangtze Power Co.,... Close		-1.34%
T. Rowe Price Funds SICAV - Asian ..	ENN Energy Holdings Lim..	Close	-1.85%
T. Rowe Price Fds. OEIC - Asian Op..	ENN Energy Holdings Lim..	Close	-1.85%
T Rowe Price Asia Opportunities F..	ENN Energy Holdings Lim..	Close	-1.86%

Aggregate Country Holding Changes

Country	Change	Flow
India	2.88%	\$4M
Singapore	0.96%	\$1M
Malaysia	0.96%	\$0M
Vietnam	0.00%	\$0M
Thailand	0.00%	(\$1M)
Taiwan	0.00%	\$0M
South Korea	0.00%	\$0M
New Zealand	0.00%	\$0M
Japan	0.00%	\$0M
Indonesia	0.00%	\$0M
Bangladesh	0.00%	\$0M
Australia	0.00%	\$0M
Philippines	-0.96%	(\$2M)
China & HK	-1.15%	(\$20M)

Largest Changes in Fund Country Weight, %

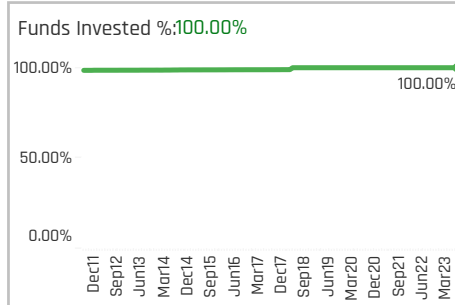
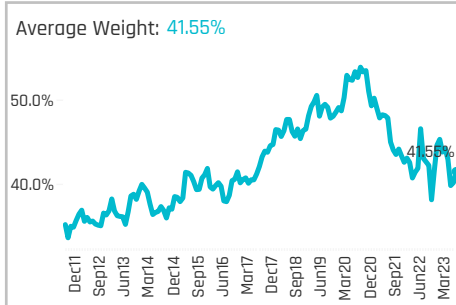
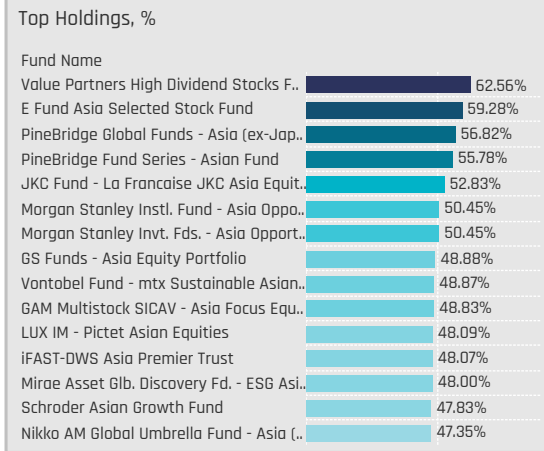
Fund Name	New o..	Country	Change
SEB Asia (ex-Japan) Fund	New	India	1.70%
Natixis Intl. Fds. (Lux) I - Natixis Asia..	New	India	1.55%
Mirae Asset Glb. Discovery Fd. - ESG ..		India	1.21%
BlackRock Global Funds - Asian Gro..		China & HK	1.16%
AB FCP I - Asia (ex-Japan) Equity Po..		India	1.11%
Sydinvest Fjernosten		India	0.96%
Robeco Capital Gr. Fds. - Sustainabl..		India	0.84%
T Rowe Price New Asia Fund		China & HK	-1.14%
T. Rowe Price Funds SICAV - Asian e..		China & HK	-1.15%
Fullerton Lux Funds - Asia Focus Eq..	Close	China & HK	-1.34%
Prusik Asia Fund		China & HK	-1.57%
T. Rowe Price Funds SICAV - Asian O..	Close	China & HK	-1.85%
T. Rowe Price Fds. OEIC - Asian Oppa..	Close	China & HK	-1.85%
T Rowe Price Asia Opportunities Fun..	Close	China & HK	-1.86%

Largest Fund Level Stock Inflows/Outflows, \$

Fund Name	Stock Name	New..	Flow
BlackRock Global Funds - Asian Gro..	ENN Energy Holdings Lim..	New	\$17M
Hermes Invt. Funds - Asia (ex-Japa..	KunLun Energy Co. Ltd.		\$9M
AB FCP I - Asia (ex-Japan) Equity P..	China Longyuan Power G..		\$4M
SEB Asia (ex-Japan) Fund	Power Grid Corporation o..	New	\$3M
Eastspring Investments - Asian Mul..	ENN Energy Holdings Lim..		\$3M
AB FCP I - Asia (ex-Japan) Equity P..	KunLun Energy Co. Ltd.		\$2M
Sydinvest Fjernosten	Power Grid Corporation o..	New	\$2M
T Rowe Price Asia Opportunities Fu..	ENN Energy Holdings Lim..	Close	(\$2M)
Fullerton Lux Funds - Asia Focus Eq..	China Yangtze Power Co.,...	Close	(\$3M)
T. Rowe Price Funds SICAV - Asian ..	ENN Energy Holdings Lim..	Close	(\$4M)
T Rowe Price New Asia Fund	Power Grid Corporation o..		(\$4M)
T. Rowe Price Funds SICAV - Asian ..	China Resources Gas Gro..		(\$6M)
BlackRock Global Funds - Asian Gro..	China Yangtze Power Co.,... Close		(\$7M)
T Rowe Price New Asia Fund	China Resources Gas Gro..		(\$27M)

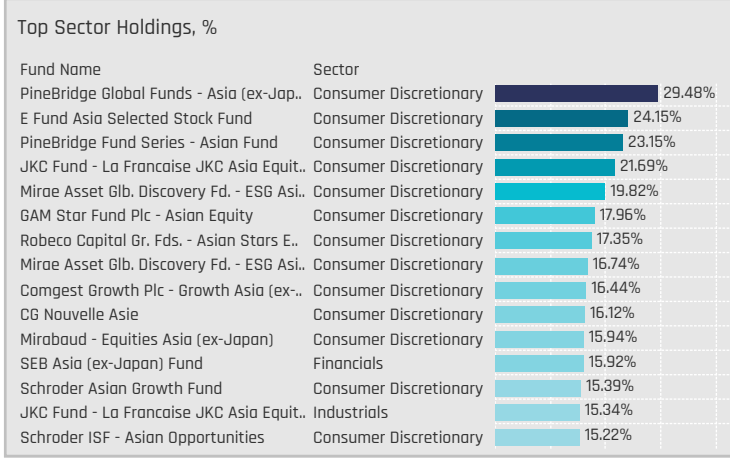
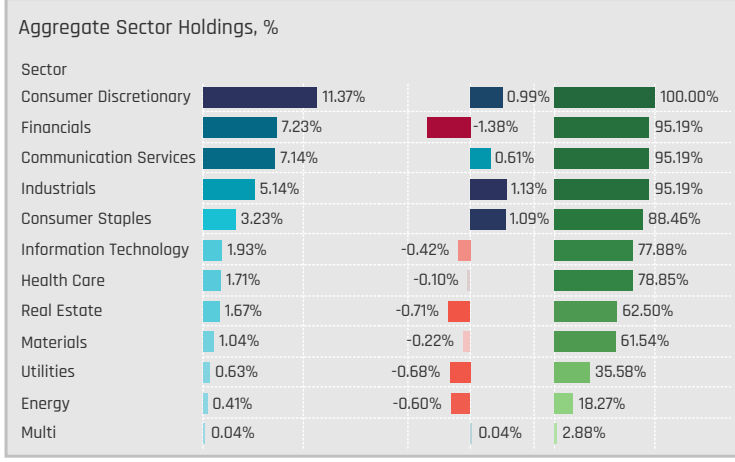
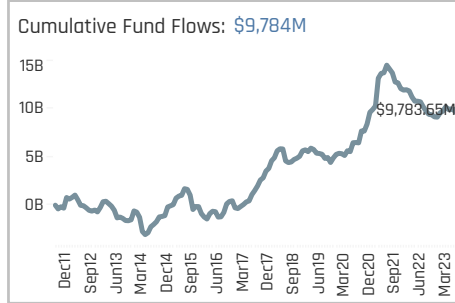
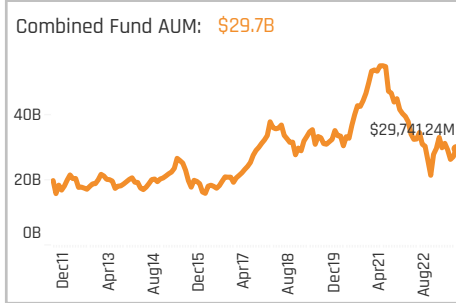
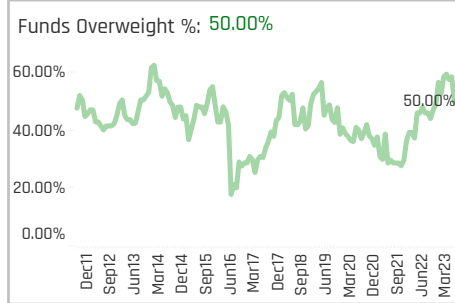
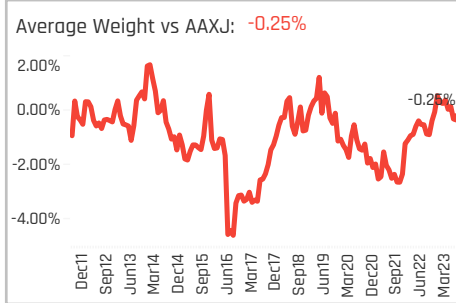
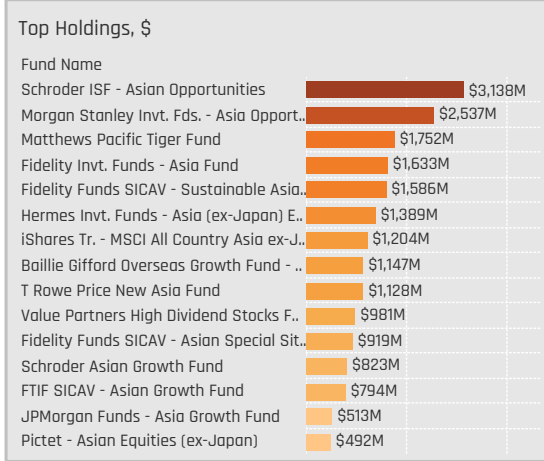


Country Profiles



Aggregate Stock Holdings Data, Ranked by Most Widely Held.

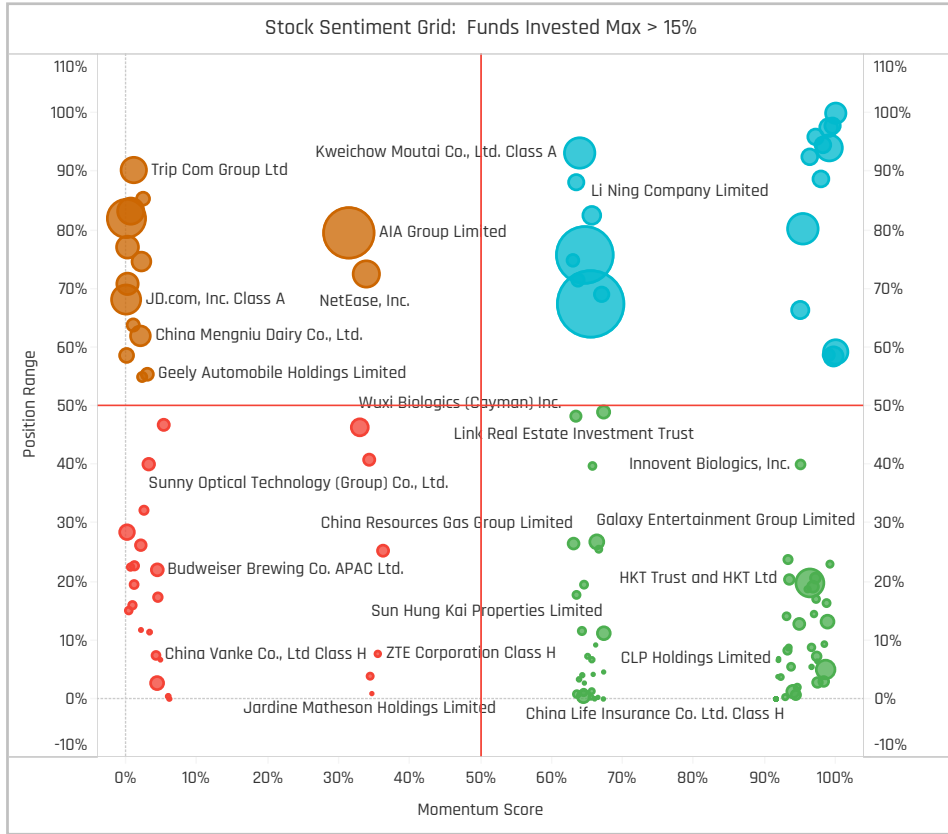
Ticker	Stock Name	Funds Invested %	Average Weight	Vs Benchmark	Fund AUM, \$
700-HK	Tencent Holdings Ltd.	88.46%	4.89%	0.28%	\$3,100M
9988-HK	Alibaba Group Holding Ltd.	83.65%	3.56%	0.20%	\$2,371M
1299-HK	AIA Group Limited	76.92%	2.82%	0.94%	\$2,233M
3690-HK	Meituan Class B	70.19%	1.59%	0.06%	\$1,386M
9618-HK	JD.com, Inc. Class A	54.81%	0.92%	0.13%	\$828M
388-HK	Hong Kong Exchanges & Clear..	53.85%	1.02%	0.17%	\$833M
3968-HK	China Merchants Bank Co., Lt..	44.23%	0.74%	0.44%	\$386M
600519-CN	Kweichow Moutai Co., Ltd. Cla..	41.35%	1.01%	0.66%	\$748M
2318-HK	Ping An Insurance (Group) Co..	40.38%	0.84%	0.10%	\$404M
669-HK	Techtronic Industries Co., Ltd.	39.42%	0.49%	0.25%	\$500M
YUMC-US	Yum China Holdings, Inc.	35.58%	0.74%	0.32%	\$543M
9961-HK	Trip Com Group Ltd	33.65%	0.70%	0.34%	\$733M
NTESF-US	NetEase, Inc.	32.69%	0.75%	0.05%	\$281M
BIDU-US	Baidu Inc Sponsored ADR Clas..	30.77%	0.64%	-0.08%	\$393M
2331-HK	Li Ning Company Limited	28.85%	0.33%	0.10%	\$207M



Largest Changes in Fund Weight, %

Fund Name	New or C..	Change
Fullerton Lux Funds - Asia Focus..		4.34%
Fidelity Funds SICAV - Sustaina..		1.91%
Fidelity Inv. Funds - Emerging A..		1.64%
Fidelity Funds SICAV - Asian Equ..		1.61%
JKC Fund - La Francaise JKC Asi..		0.85%
TT International Funds Plc - Asia..		0.75%
Maple-Brown Abbott Funds Plc -..		0.70%
Syinvest Fjernosten		-8.37%
Skandia Asia		-9.03%
Natixis Intl. Fds. (Lux) I - Natixi..		-9.31%
Lansforsakringar Asienfonden		-10.19%
Swedbank Robur Asienfond		-12.30%
LO Funds - Asia High Conviction		-13.10%
Carnegie Asia		-13.80%

Ave Wgt Δ	Funds Invested Δ	Fund Flows, \$	Av Wgt vs AAXJ Δ	Funds O/W % Δ
-3.82%	0.00%	\$237M	-0.58%	-2.88%



Aggregate Stock Holdings Changes

Ticker	Stock Name	Funds Invested % Δ	Average Weight Δ	Fund Flows, \$
BIDU-US	Baidu Inc Sponsored ADR Clas..	5.77%	0.16%	\$26M
1211-HK	BYD Company Limited Class H	5.77%	0.17%	\$90M
1109-HK	China Resources Land Limited	4.81%	0.04%	\$38M
2899-HK	Zijin Mining Group Co., Ltd. Cla..	4.81%	0.03%	\$25M
600563-CN	Xiamen Faratronic Co. Ltd. Cla..	4.81%	0.02%	\$28M
HTHT-US	H World Group Limited Sponso..	3.85%	0.01%	\$6M
600570-CN	Hundsun Technologies Inc. Cla..	3.85%	0.01%	\$23M
669-HK	Techtronic Industries Co., Ltd.	-4.81%	-0.15%	(\$43M)
2333-HK	Great Wall Motor Co., Ltd. Clas..	-4.81%	-0.06%	(\$31M)
6690-HK	Haier Smart Home Co., Ltd. Cla..	-5.77%	-0.08%	(\$21M)
2388-HK	BOC Hong Kong (Holdings) Lim..	-6.73%	-0.14%	(\$65M)
601012-CN	LONGi Green Energy Technolog..	-8.65%	-0.18%	(\$45M)
3690-HK	Meituan Class B	-8.65%	-0.44%	(\$65M)
9618-HK	JD.com, Inc. Class A	-9.62%	-0.60%	(\$66M)

Largest Fund Flows, \$

Fund Name	New or Cl..	Flow
Fidelity Funds SICAV - Sustaina..		\$400M
Schroder ISF - Asian Opportunit..		\$279M
Hermes Inv. Funds - Asia (ex-J..		\$158M
Fidelity Funds SICAV - Asian Eq..		\$67M
FTIF SICAV - Asian Growth Fund		\$46M
AB FCP I - Asia (ex-Japan) Equi..		\$35M
Fullerton Lux Funds - Asia Focu..		\$20M
JPMorgan Fund ICVC - Asia Gro..		(\$58M)
Baillie Gifford Overseas Growth ..		(\$69M)
Swedbank Robur Asienfond		(\$87M)
Fidelity Inv. Funds - Asia Fund		(\$91M)
LO Funds - Asia High Conviction		(\$95M)
BNP Paribas Funds - Asia ex-Ja..		(\$100M)
iShares Tr. - MSCI All Country A..		(\$122M)

Largest Fund Level Changes in Stock Weight, %

Fund Name	Stock Name	New ..	Change
Fullerton Lux Funds - Asia Focus E..	China Mobile Limited Cla..	New	4.61%
Carnegie Asia	BYD Company Limited Cl..	New	3.97%
Fidelity Funds SICAV - Sustainable..	Tencent Holdings Ltd.		3.42%
Fidelity Funds SICAV - Asian Equit..	Tencent Holdings Ltd.		3.40%
Invesco Funds - Asia Opportunitie..	Meituan Class B	New	3.33%
Fidelity Inv. Funds - Emerging Asi..	Tencent Holdings Ltd.		3.30%
Invesco Funds - Asia Opportunitie..	Bank of China Limited Cl..	New	3.24%
Fullerton Lux Funds - Asia Focus E..	BOC Hong Kong (Holding..	Close	-3.23%
Fullerton Lux Funds - Asia Focus E..	Kweichow Moutai Co., Lt..	Close	-3.42%
JKC Fund - La Francaise JKC Asia ..	China International Capit..		-3.62%
Fidelity Asia Fund	Trip Com Group Ltd	Close	-3.90%
Carnegie Asia	AIA Group Limited		-4.18%
Carnegie Asia	JD.com, Inc. Class A		-4.92%
Eastspring Investments - Asian Dy..	Trip Com Group Ltd	Close	-5.07%

Aggregate Country Holding Changes

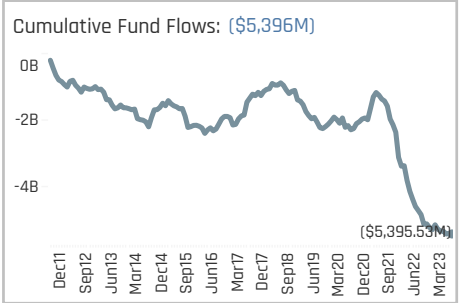
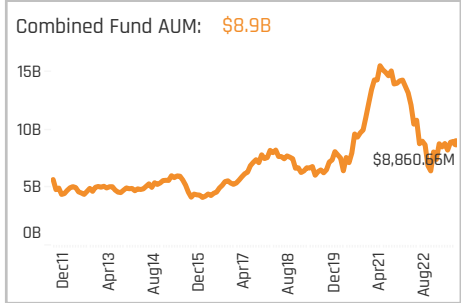
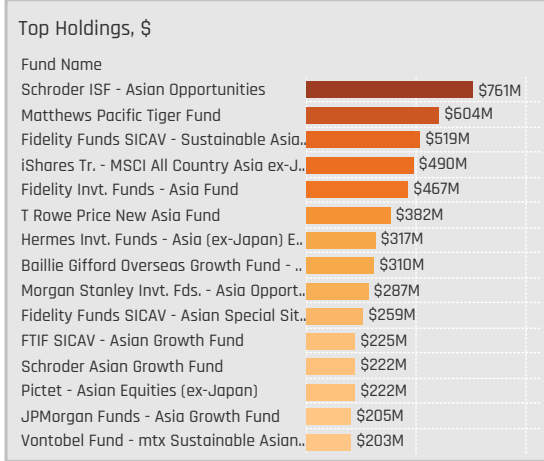
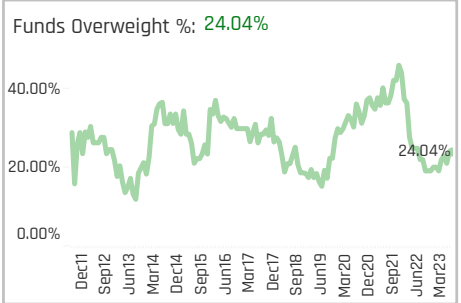
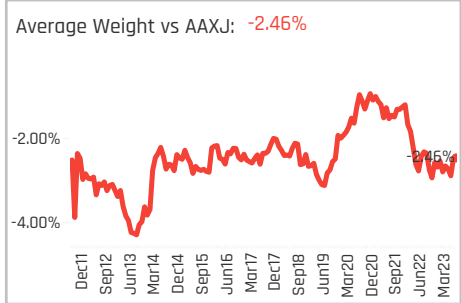
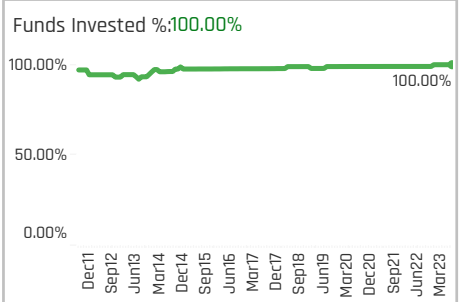
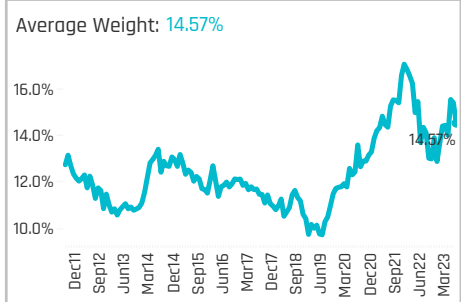
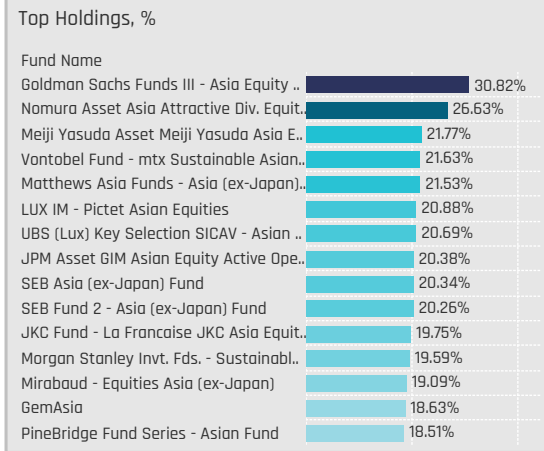
Sector	Weight	Δ	Flow
Real Estate	4.81%	-0.20%	\$36M
Health Care	1.92%	-0.31%	(\$14M)
Multi	0.96%	0.01%	\$22M
Materials	0.00%	-0.18%	(\$45M)
Industrials	0.00%	-0.80%	\$46M
Financials	0.00%	-0.65%	(\$78M)
Consumer Staples	0.00%	-0.44%	\$12M
Consumer Discretionary	0.00%	-1.03%	\$104M
Information Technology	-0.96%	-0.37%	\$22M
Energy	-0.96%	-0.01%	(\$14M)
Communication Services	-0.96%	0.32%	\$157M
Utilities	-3.85%	-0.15%	(\$20M)

Largest Changes in Fund Country Weight, %

Fund Name	New o..	Sector	Change
Mirae Asset Glb. Discovery Fd. - ESG ..		Consumer Discretionary	9.47%
Fullerton Lux Funds - Asia Focus Eq..		Communication Services	6.32%
GAM Multistock SICAV - Asia Focu..		Financials	5.66%
Fullerton Lux Funds - Asia Focus Eq..	New	Health Care	3.83%
Fidelity Funds SICAV - Sustainable ..		Communication Services	3.42%
Fidelity Funds SICAV - Asian Equity ..		Communication Services	3.40%
Invesco Funds - Asia Opportunitie..	New	Industrials	3.33%
Swedbank Robur Asienfond		Financials	-5.15%
Invesco Funds - Asia Opportunitie..		Consumer Discretionary	-5.26%
Carnegie Asia		Consumer Discretionary	-5.64%
Syinvest Fjernosten		Consumer Discretionary	-5.76%
AB FCP I - Asia (ex-Japan) Equity Pa..		Consumer Discretionary	-5.77%
Natixis Intl. Fds. (Lux) I - Natixi..		Consumer Discretionary	-7.22%
LO Funds - Asia High Conviction		Consumer Discretionary	-7.28%

Largest Fund Level Stock Inflows/Outflows, \$

Fund Name	Stock Name	New..	Flow
Fidelity Funds SICAV - Sustainable ..	Tencent Holdings Ltd.		\$138M
Hermes Inv. Funds - Asia (ex-Japa..	Alibaba Group Holding Lt..		\$51M
Fidelity Funds SICAV - Sustainable ..	China Tourism Group Dut..	New	\$50M
Fidelity Funds SICAV - Sustainable ..	AIA Group Limited		\$47M
Schroder ISF - Asian Opportunitie..	Alibaba Group Holding Lt..		\$43M
Fidelity Inv. Funds - Asia Fund	BYD Company Limited Cl..	New	\$39M
Fidelity Funds SICAV - Asian Equity..	Tencent Holdings Ltd.		\$37M
T Rowe Price New Asia Fund	China Resources Gas Gro..	(\$27M)	
Matthews Pacific Tiger Fund	China Resources Mixc Lif..	(\$28M)	
Fidelity Asia Fund	Trip Com Group Ltd	Close (\$32M)	
Fidelity Funds SICAV - Sustainable ..	Trip Com Group Ltd	(\$33M)	
Fidelity Funds SICAV - Sustainable ..	China Merchants Bank C..	Close (\$33M)	
Fidelity Funds SICAV - Sustainable ..	LONGi Green Energy Tech..	Close (\$38M)	
Matthews Pacific Tiger Fund	Pinduoduo, Inc. Sponsore..	(\$43M)	

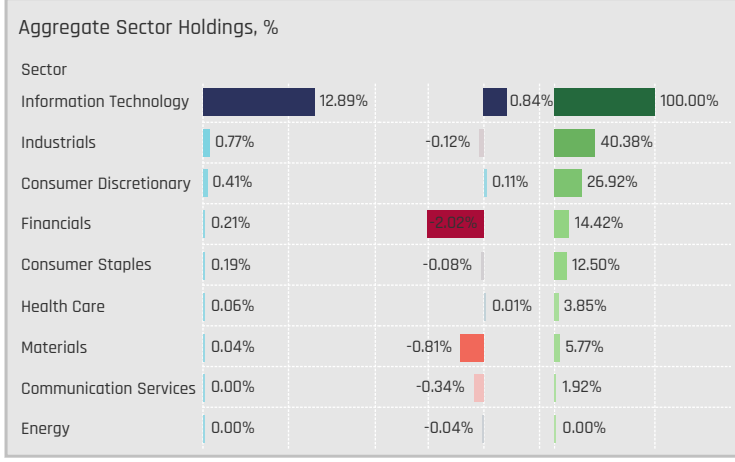


Aggregate Stock Holdings Data, Ranked by Most Widely Held.

Ticker	Stock Name	Funds Invested %	Average Weight	Vs Benchmark	Fund AUM, \$
2330-TW	Taiwan Semiconductor Manuf..	97.12%	8.15%	0.96%	\$5,306M
2454-TW	MediaTek Inc	52.88%	0.74%	0.19%	\$628M
2308-TW	Delta Electronics, Inc.	29.81%	0.53%	0.16%	\$215M
5871-TW	Chalease Holding Co. Ltd.	22.12%	0.32%	0.16%	\$204M
3037-TW	Unimicron Technology Corp.	20.19%	0.25%	0.12%	\$128M
2317-TW	Hon Hai Precision Industry Co...	19.23%	0.39%	-0.31%	\$131M
6415-TW	Silergy Corp.	18.27%	0.17%	0.11%	\$119M
2345-TW	Accton Technology Corp.	16.35%	0.25%	0.16%	\$211M
2395-TW	Advantech Co., Ltd.	14.42%	0.20%	0.10%	\$85M
1216-TW	Uni-President Enterprises Cor..	10.58%	0.14%	-0.05%	\$59M
6659-TW	Wiwynn Corp.	9.62%	0.16%	0.07%	\$89M
2891-TW	CTBC Financial Holding Comp..	9.62%	0.14%	-0.10%	\$35M
2327-TW	Yageo Corporation	9.62%	0.10%	0.02%	\$99M
2303-TW	United Microelectronics Corp.	9.62%	0.10%	-0.18%	\$62M
3529-TW	eMemory Technology, Inc.	8.65%	0.07%	0.00%	\$30M

Top Stock Holdings, %

Fund Name	Ticker	Stock Name	Percentage
GemAsia	2330-TW	Taiwan Semiconducto..	16.37%
T Rowe Price Asia Opportunities Fund	2330-TW	Taiwan Semiconducto..	11.79%
T Rowe Price New Asia Fund	2330-TW	Taiwan Semiconducto..	11.23%
Goldman Sachs Funds III - Asia Equity ..	2382-TW	Quanta Computer Inc.	11.21%
LUX IM - Pictet Asian Equities	2330-TW	Taiwan Semiconducto..	10.46%
Meiji Yasuda Asset Meiji Yasuda Asia E..	2330-TW	Taiwan Semiconducto..	10.44%
UBS (Lux) Key Selection SICAV - Asian ..	2330-TW	Taiwan Semiconducto..	10.29%
Allianz Global Investors Fund - Emergin..	2330-TW	Taiwan Semiconducto..	10.24%
JPM Asset GIM Asian Equity Active Ope..	2330-TW	Taiwan Semiconducto..	10.14%
Nordea Asian Stars Fund	2330-TW	Taiwan Semiconducto..	10.06%
FTIF SICAV - Asian Growth Fund	2330-TW	Taiwan Semiconducto..	9.96%
HSBC GIF - Asia (ex-Japan) Equity	2330-TW	Taiwan Semiconducto..	9.92%
Baring AM (Japan) Asia Future Growth ..	2330-TW	Taiwan Semiconducto..	9.89%
UBS (CH) Equity Fund - Emerging Asia (..	2330-TW	Taiwan Semiconducto..	9.86%
Wellington Mgmt. Fds. (LU) - Asian Opp..	2330-TW	Taiwan Semiconducto..	9.78%



Top Sector Holdings, %

Fund Name	Sector	Percentage
Goldman Sachs Funds III - Asia Equity ..	Information Technology	28.03%
UBS (Lux) Key Selection SICAV - Asian ..	Information Technology	20.69%
Mirabaud - Equities Asia (ex-Japan)	Information Technology	19.09%
LUX IM - Pictet Asian Equities	Information Technology	18.38%
Nomura Asset Asia Attractive Div. Equit..	Information Technology	18.03%
GemAsia	Information Technology	17.76%
Swedbank Robur Asienfond	Information Technology	17.28%
JPM Asset GIM Asian Equity Active Ope..	Information Technology	17.06%
SEB Asia (ex-Japan) Fund	Information Technology	16.79%
PineBridge Fund Series - Asian Fund	Information Technology	16.76%
SEB Fund 2 - Asia (ex-Japan) Fund	Information Technology	16.49%
Pictet - Asian Equities (ex-Japan)	Information Technology	16.47%
UBS (CH) Equity Fund - Asia (USD)	Information Technology	16.29%
UBS (CH) Equity Fund - Emerging Asia (..	Information Technology	16.22%
Value Partners Ireland Fund Plc - Asia (..	Information Technology	16.02%

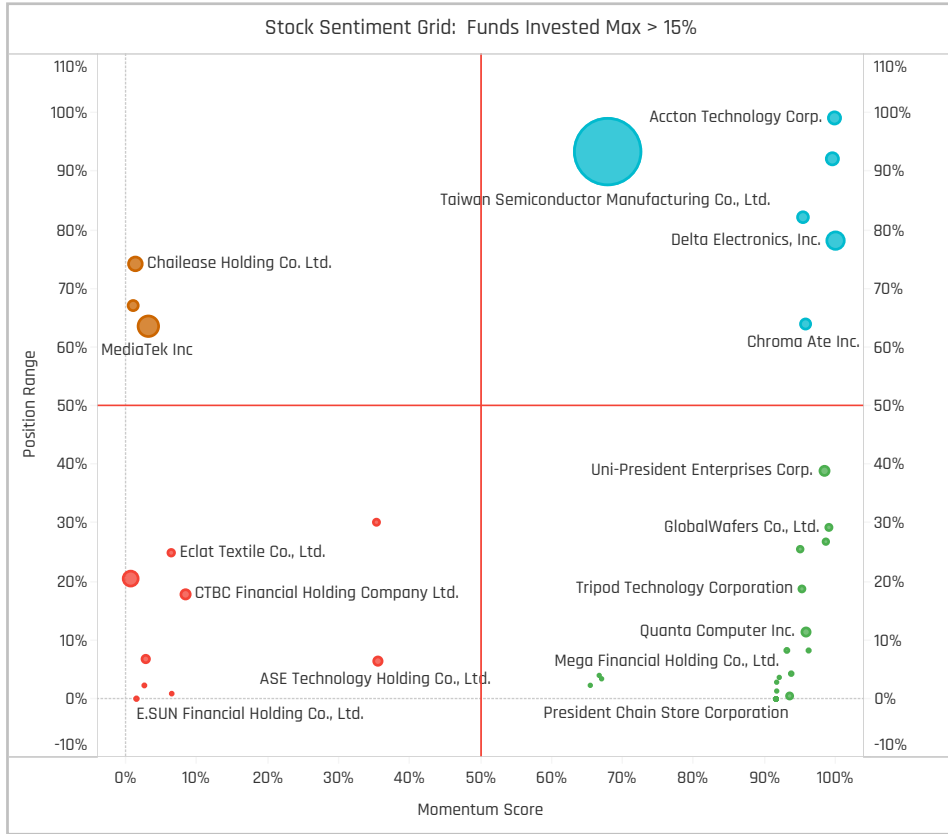
Top Stock Holdings, \$

Fund Name	Ticker	Stock Name	Value
Schroder ISF - Asian Opportunities	2330-TW	Taiwan Semiconductor ..	\$656M
Fidelity Funds SICAV - Sustainable Asia..	2330-TW	Taiwan Semiconductor ..	\$364M
Fidelity Inv. Funds - Asia Fund	2330-TW	Taiwan Semiconductor ..	\$353M
T Rowe Price New Asia Fund	2330-TW	Taiwan Semiconductor ..	\$313M
Matthews Pacific Tiger Fund	2330-TW	Taiwan Semiconductor ..	\$260M
iShares Tr. - MSCI All Country Asia ex-J..	2330-TW	Taiwan Semiconductor ..	\$207M
FTIF SICAV - Asian Growth Fund	2330-TW	Taiwan Semiconductor ..	\$206M
Fidelity Funds SICAV - Asian Special Sit..	2330-TW	Taiwan Semiconductor ..	\$197M
Morgan Stanley Inv. Fds. - Asia Opport..	2330-TW	Taiwan Semiconductor ..	\$168M
Schroder Asian Growth Fund	2330-TW	Taiwan Semiconductor ..	\$157M
Baillie Gifford Overseas Growth Fund - ..	2330-TW	Taiwan Semiconductor ..	\$154M
Hermes Inv. Funds - Asia (ex-Japan) E..	3711-TW	ASE Technology Holding ..	\$122M
Pictet - Asian Equities (ex-Japan)	2330-TW	Taiwan Semiconductor ..	\$113M
JPMorgan Funds - Asia Growth Fund	2330-TW	Taiwan Semiconductor ..	\$110M
Schroder ISF - Asian Opportunities	2454-TW	MediaTek Inc	\$105M

Largest Changes in Fund Weight, %

Fund Name	New or C..	Change
Goldman Sachs Funds III - Asia ..		3.66%
AB FCP I - Asia (ex-Japan) Equit..		3.33%
LUX IM - Pictet Asian Equities		3.14%
SEB Asia (ex-Japan) Fund		2.89%
SEB Fund 2 - Asia (ex-Japan) Fu..		2.79%
Pictet - Asian Equities (ex-Japan)		2.59%
Matthews Asia Funds - Asia (ex-..		-1.01%
Franklin Asian Equity Fund		-1.17%
Skandia Asia		-1.82%
Handelsbanken Asien Tema		-1.82%
GS Funds - Asia Equity Portfolio		-1.85%
Hermes Invt. Funds - Asia (ex-Ja..		-1.99%
Fidelity Asia Fund		-5.87%
Invesco Funds - Asia Opportuniti..		

Ave Wgt Δ	Funds Invested Δ	Fund Flows, \$	Av Wgt vs AAXJ Δ	Funds O/W % Δ
0.87%	0.00%	(\$274M)	0.07%	3.85%



Aggregate Stock Holdings Changes

Ticker	Stock Name	Funds Invested % Δ	Average Weight Δ	Fund Flows, \$
2308-TW	Delta Electronics, Inc.	6.73%	0.18%	\$27M
2345-TW	Accton Technology Corp.	3.85%	0.11%	(\$1M)
3529-TW	eMemory Technology, Inc.	3.85%	0.02%	\$11M
3037-TW	Unimicron Technology Corp.	2.88%	0.06%	\$74M
6488-TW	GlobalWafers Co., Ltd.	2.88%	0.03%	\$5M
3034-TW	Novatek Microelectronics Corp.	2.88%	0.02%	\$5M
2408-TW	Nanya Technology Corporation	2.88%	0.03%	\$52M
2603-TW	Evergreen Marine Corp. (Taiwa..	-1.92%	-0.01%	(\$3M)
1565-TW	St.Shine Optical Co., Ltd.	-1.92%	-0.03%	(\$1M)
1301-TW	Formosa Plastics Corporation	-1.92%	-0.02%	(\$6M)
6415-TW	Silergy Corp.	-1.92%	-0.14%	\$42M
5871-TW	Chailase Holding Co. Ltd.	-1.92%	-0.04%	(\$5M)
2884-TW	E.SUN Financial Holding Co., Lt..	-2.88%	-0.02%	(\$54M)
2317-TW	Hon Hai Precision Industry Co...	-3.85%	-0.05%	(\$12M)

Largest Fund Flows, \$

Fund Name	New or Cl..	Flow
Fidelity Funds SICAV - Sustaina..		\$86M
Schroder ISF - Asian Opportunit..		\$41M
T Rowe Price New Asia Fund		\$38M
Baillie Gifford Overseas Growth ..		\$24M
AB FCP I - Asia (ex-Japan) Equi..		\$18M
Fidelity Funds SICAV - Asian Eq..		\$12M
JPMorgan Funds - Asia Growth ..		\$11M
FTIF SICAV - Asian Growth Fund		(\$23M)
Handelsbanken Asien Tema		(\$27M)
BNP Paribas Funds - Asia ex-Ja..		(\$30M)
Invesco Funds - Asia Opportuni..		(\$30M)
iShares Tr. - MSCI All Country A..		(\$60M)
Fidelity Invt. Funds - Asia Fund		(\$83M)
Hermes Invt. Funds - Asia (ex-J..		(\$84M)

Largest Fund Level Changes in Stock Weight, %

Fund Name	Stock Name	New ..	Change
Goldman Sachs Funds III - Asia Eq..	Quanta Computer Inc.		7.34%
Robeco Capital Gr. Fds. - Sustaina..	Lite-On Technology Corp.	New	4.73%
Robeco Capital Gr. Fds. - Asian Sta..	Lite-On Technology Corp.	New	4.02%
Fullerton Lux Funds - Asia Focus E..	Delta Electronics, Inc.	New	3.57%
Goldman Sachs Funds III - Asia Eq..	Gigabyte Technology Co...	New	3.02%
JKC Fund - La Francaise JKC Asia ..	SINBON Electronics Co., L..		2.31%
Vontobel Fund - mtX Sustainable ..	Elite Material Co., Ltd.		2.19%
BlackRock Global Funds - Asian Dr..	Taiwan Semiconductor M..		-1.70%
Robeco Capital Gr. Fds. - Sustaina..	St.Shine Optical Co., Ltd.	Close	-1.73%
Fullerton Lux Funds - Asia Focus E..	Hon Hai Precision Industr..	Close	-2.28%
Hermes Invt. Funds - Asia (ex-Jap..	Taiwan Semiconductor M..	Close	-2.61%
Robeco Capital Gr. Fds. - Sustaina..	Hon Hai Precision Industr..	Close	-2.82%
Invesco Funds - Asia Opportunitie..	MediaTek Inc	Close	-3.24%
JKC Fund - La Francaise JKC Asia ..	Silergy Corp.		-3.75%

Aggregate Country Holding Changes

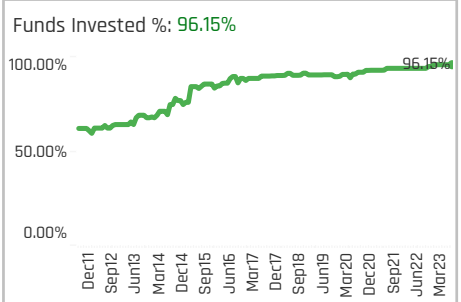
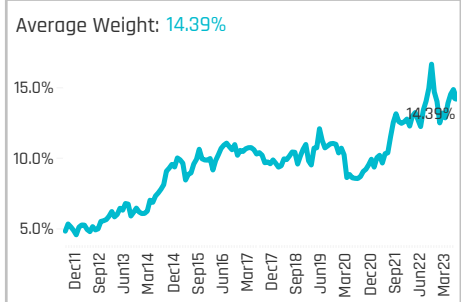
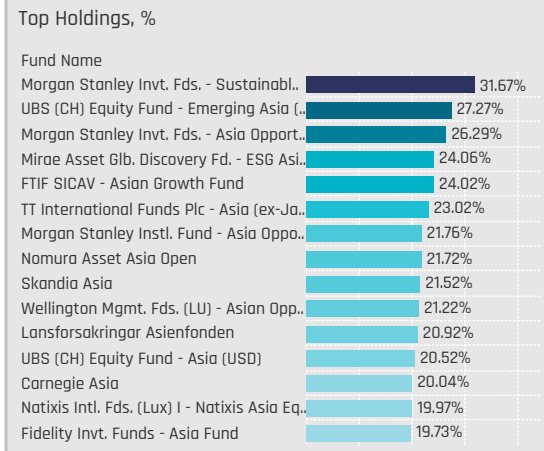
Sector	Change	Flow
Consumer Staples	1.92%	(\$9M)
Industrials	0.96%	\$2M
Utilities	0.00%	
Real Estate	0.00%	
Multi	0.00%	
Information Technology	0.00%	(\$170M)
Communication Services	0.00%	(\$2M)
Health Care	-0.96%	\$0M
Energy	-0.96%	(\$4M)
Consumer Discretionary	-1.92%	(\$16M)
Materials	-1.92%	(\$9M)
Financials	-4.81%	(\$67M)

Largest Changes in Fund Country Weight, %

Fund Name	New o..	Sector	Change
Goldman Sachs Funds III - Asia Equi..		Information Technology	4.32%
AB FCP I - Asia (ex-Japan) Equity Po..		Information Technology	3.93%
Robeco Capital Gr. Fds. - Sustainabl..		Information Technology	3.75%
Robeco Capital Gr. Fds. - Asian Star..		Information Technology	3.46%
LUX IM - Pictet Asian Equities		Information Technology	2.95%
Pictet - Asian Equities (ex-Japan)		Information Technology	2.59%
Sydneyinvest Fjernosten	New	Industrials	
Robeco Capital Gr. Fds. - Asian Star..	Close	Health Care	-1.55%
GS Funds - Asia Equity Portfolio		Information Technology	-1.64%
Robeco Capital Gr. Fds. - Sustainabl..	Close	Health Care	-1.73%
Hermes Invt. Funds - Asia (ex-Japan..		Information Technology	-1.79%
Handelsbanken Asien Tema		Information Technology	-1.96%
Fidelity Asia Fund		Information Technology	-1.99%
Invesco Funds - Asia Opportunitie..		Information Technology	-4.34%

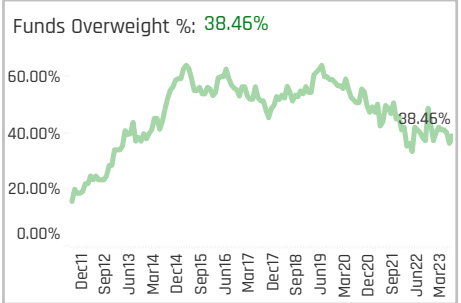
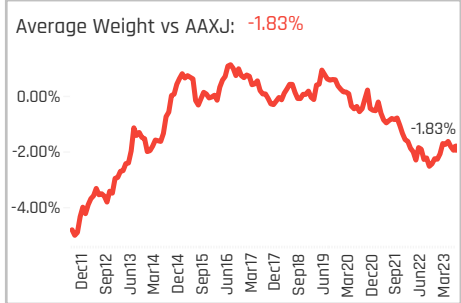
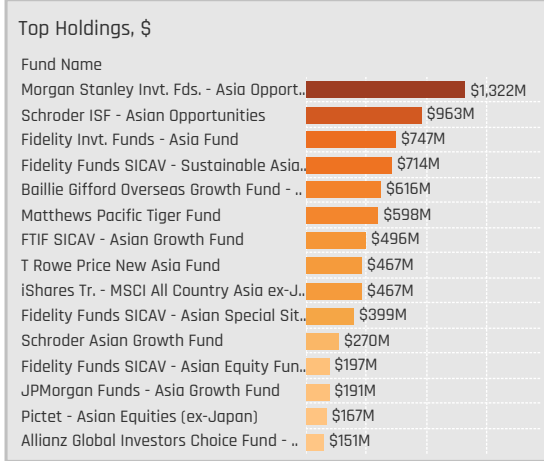
Largest Fund Level Stock Inflows/Outflows, \$

Fund Name	Stock Name	New..	Flow
Fidelity Funds SICAV - Sustainable ..	Nanya Technology Corpora..	New	\$40M
Schroder ISF - Asian Opportunitie..	Taiwan Semiconductor M..		\$38M
Fidelity Funds SICAV - Sustainable ..	Taiwan Semiconductor M..		\$37M
Baillie Gifford Overseas Growth Fun..	Silergy Corp.		\$34M
Fidelity Funds SICAV - Sustainable ..	Unimicron Technology Co..	New	\$25M
Fidelity Invt. Funds - Asia Fund	Unimicron Technology Co..	New	\$23M
T Rowe Price New Asia Fund	Taiwan Semiconductor M..		\$16M
BlackRock Global Funds - Asian Dra..	Taiwan Semiconductor M..		(\$21M)
Fidelity Funds SICAV - Sustainable ..	MediaTek Inc		(\$24M)
BNP Paribas Funds - Asia ex-Japan..	Taiwan Semiconductor M..		(\$27M)
iShares Tr. - MSCI All Country Asia ..	Taiwan Semiconductor M..		(\$30M)
Fidelity Invt. Funds - Asia Fund	E.SUN Financial Holding C..	Close	(\$35M)
Fidelity Invt. Funds - Asia Fund	Taiwan Semiconductor M..		(\$61M)
Hermes Invt. Funds - Asia (ex-Japa..	Taiwan Semiconductor M..	Close	(\$74M)



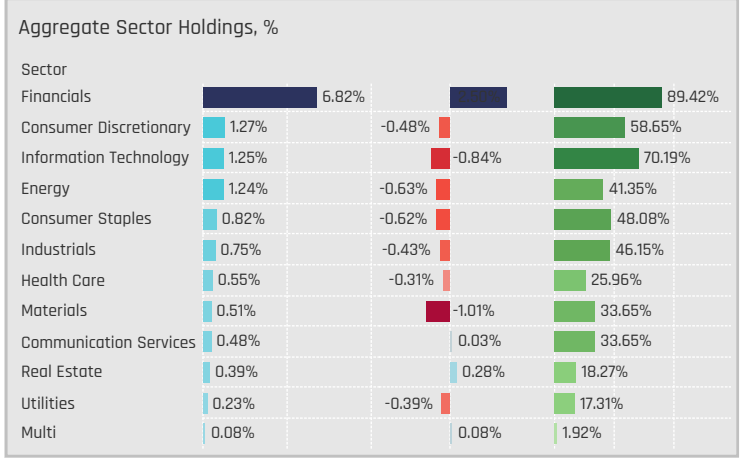
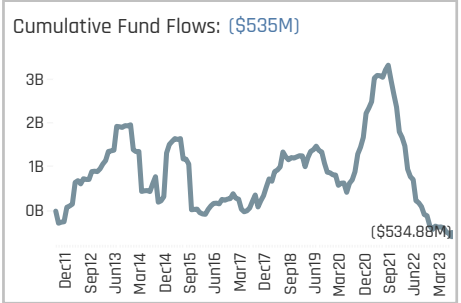
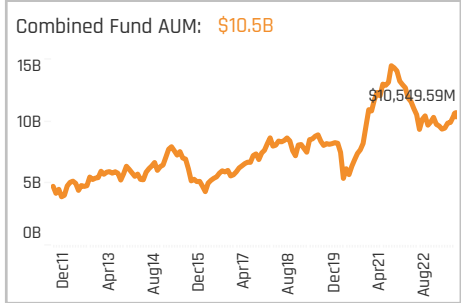
Aggregate Stock Holdings Data, Ranked by Most Widely Held.

Ticker	Stock Name	Funds Invested %	Average Weight	Vs Benchmark	Fund AUM, \$
500180-IN	HDFC Bank Limited	60.58%	1.89%	0.98%	\$1,854M
532174-IN	ICICI Bank Limited	51.92%	1.78%	0.76%	\$1,779M
500209-IN	Infosys Limited	44.23%	0.65%	-0.24%	\$463M
500325-IN	Reliance Industries Limited	38.46%	1.13%	-0.39%	\$442M
532215-IN	Axis Bank Limited	28.85%	0.73%	0.29%	\$551M
532500-IN	Maruti Suzuki India Limited	25.96%	0.37%	0.11%	\$172M
500010-IN	Housing Development Financ..	24.04%	0.62%	0.62%	\$392M
500696-IN	Hindustan Unilever Limited	22.12%	0.36%	-0.05%	\$102M
540777-IN	HDFC Life Insurance Co. Ltd.	16.35%	0.19%	0.07%	\$188M
532540-IN	Tata Consultancy Services Li..	16.35%	0.29%	-0.32%	\$174M
500247-IN	Kotak Mahindra Bank Limited	16.35%	0.28%	-0.14%	\$135M
532454-IN	Bharti Airtel Limited	15.38%	0.33%	-0.06%	\$144M
500520-IN	Mahindra & Mahindra Ltd.	13.46%	0.25%	-0.02%	\$58M
532424-IN	Godrej Consumer Products Li..	12.50%	0.17%	0.08%	\$76M
505200-IN	Eicher Motors Limited	12.50%	0.14%	0.05%	\$119M



Top Stock Holdings, %

Fund Name	Ticker	Stock Name	Weight
Morgan Stanley Inv. Fds. - Asia Oppor..	500180-IN	HDFC Bank Limited	9.84%
Fidelity Asia Fund	500180-IN	HDFC Bank Limited	9.38%
Morgan Stanley Inv. Fds. - Asia Oppor..	532174-IN	ICICI Bank Limited	8.75%
Allianz Global Investors Choice Fund - ..	500180-IN	HDFC Bank Limited	8.25%
Allianz Intl. Inv. Fds. - Total Return Asi..	500180-IN	HDFC Bank Limited	8.19%
Allianz Global Investors Fund - Total Re..	500180-IN	HDFC Bank Limited	8.16%
Morgan Stanley Instl. Fund - Asia Oppo..	500180-IN	HDFC Bank Limited	7.82%
Fullerton Lux Funds - Asia Growth & In..	532174-IN	ICICI Bank Limited	7.51%
CompAM Fund - Cadence Strategic Asia	500325-IN	Reliance Industries Li..	6.93%
Morgan Stanley Instl. Fund - Asia Oppo..	532174-IN	ICICI Bank Limited	6.54%
HSBC GIF - Asia (ex-Japan) Equity	532296-IN	Glenmark Pharmaceut..	6.52%
Robeco Capital Gr. Fds. - Sustainable A..	532174-IN	ICICI Bank Limited	5.56%
Fidelity Japan Asian Equity Mother Fun..	532215-IN	Axis Bank Limited	5.27%
FTIF SICAV - Asian Growth Fund	532174-IN	ICICI Bank Limited	5.22%
Fidelity Funds SICAV - Sustainable Asia..	532174-IN	ICICI Bank Limited	5.16%



Top Sector Holdings, %

Fund Name	Sector	Weight
Morgan Stanley Inv. Fds. - Asia Oppor..	Financials	23.66%
Morgan Stanley Instl. Fund - Asia Oppo..	Financials	19.46%
TT International Funds Plc - Asia (ex-Ja..	Financials	18.44%
Morgan Stanley Inv. Fds. - Sustainabl..	Financials	14.74%
Fidelity Funds SICAV - Asian Equity Fun..	Financials	14.10%
Fidelity Inv. Funds - Asia Fund	Financials	13.94%
Fidelity Funds SICAV - Sustainable Asia..	Financials	13.81%
Fidelity Funds SICAV - Asian Special Sit..	Financials	13.75%
Fidelity Inv. Funds - Emerging Asia Fu..	Financials	13.68%
FTIF SICAV - Asian Growth Fund	Financials	12.01%
Fidelity Japan Asian Equity Mother Fun..	Financials	11.96%
C Worldwide - Asia	Financials	10.78%
JPMorgan Funds - Asia Growth Fund	Financials	10.65%
JPMorgan Fund ICVC - Asia Growth Fun..	Financials	10.63%
PineBridge Global Funds - Asia (ex-Jap..	Financials	10.35%

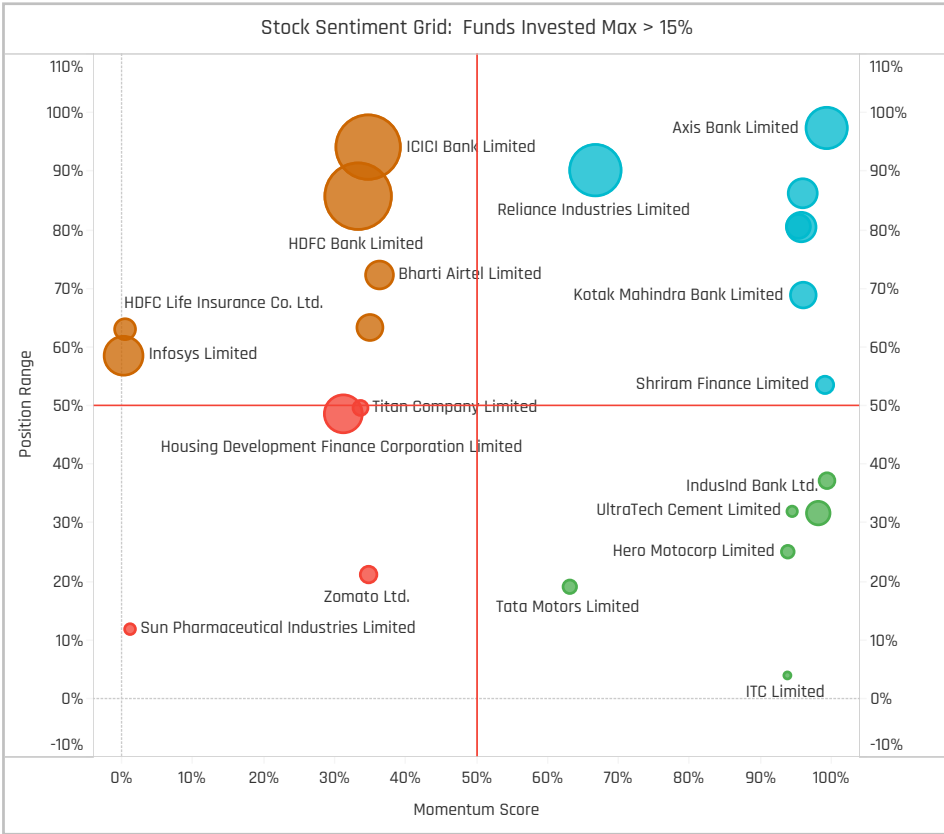
Top Stock Holdings, \$

Fund Name	Ticker	Stock Name	Value
Morgan Stanley Inv. Fds. - Asia Oppor..	500180-IN	HDFC Bank Limited	\$495M
Morgan Stanley Inv. Fds. - Asia Oppor..	532174-IN	ICICI Bank Limited	\$440M
Schroder ISF - Asian Opportunities	SKQW5Y..	Schroder International S..	\$265M
Morgan Stanley Inv. Fds. - Asia Oppor..	532187-IN	IndusInd Bank Ltd.	\$255M
Schroder ISF - Asian Opportunities	500180-IN	HDFC Bank Limited	\$222M
Fidelity Funds SICAV - Sustainable Asia..	532174-IN	ICICI Bank Limited	\$200M
Fidelity Funds SICAV - Sustainable Asia..	532215-IN	Axis Bank Limited	\$184M
Schroder ISF - Asian Opportunities	508869-IN	Apollo Hospitals Enterpri..	\$180M
Fidelity Inv. Funds - Asia Fund	500180-IN	HDFC Bank Limited	\$179M
Matthews Pacific Tiger Fund	532174-IN	ICICI Bank Limited	\$140M
Baillie Gifford Overseas Growth Fund - ..	500325-IN	Reliance Industries Limit..	\$129M
Schroder ISF - Asian Opportunities	532174-IN	ICICI Bank Limited	\$129M
Schroder ISF - Asian Opportunities	500209-IN	Infosys Limited	\$116M
Fidelity Inv. Funds - Asia Fund	532174-IN	ICICI Bank Limited	\$116M
FTIF SICAV - Asian Growth Fund	532174-IN	ICICI Bank Limited	\$108M

Largest Changes in Fund Weight, %

Fund Name	New or C..	Change
TT International Funds Plc - Asia..		7.86%
Lansforsakringar Asienfonden		7.12%
Skandia Asia		6.38%
BlackRock Global Funds - Asian ..		6.21%
SEB Fund 2 - Asia (ex-Japan) Fu..		5.64%
Carnegie Asia		5.32%
Natixis Intl. Fds. (Lux) I - Natixis ..		5.29%
JPMorgan Funds - Asia Growth ..		-0.40%
JPMorgan Fund ICVC - Asia Gro..		-0.58%
T Rowe Price Asia Opportunities ..		-0.78%
T. Rowe Price Funds SICAV - Asi..		-0.84%
Vantobel Fund - mtx Sustainabl..		-0.86%
T. Rowe Price Fds. OEIC - Asian O..		-0.96%
JPMorgan (Taiwan) Asia Domes..		-2.39%

Ave Wgt Δ	Funds Invested Δ	Fund Flows, \$	Av Wgt vs AAXJ Δ	Funds O/W % Δ
1.83%	0.00%	(\$193M)	0.21%	-1.92%



Aggregate Stock Holdings Changes

Ticker	Stock Name	Funds Invested % Δ	Average Weight Δ	Fund Flows, \$
543300-IN	Sona BLW Precision Forgings L..	2.88%	0.03%	\$22M
532898-IN	Power Grid Corporation of Indi..	2.88%	0.05%	\$2M
532281-IN	HCL Technologies Limited	2.88%	0.03%	\$7M
500228-IN	JSW Steel Limited	2.88%	0.03%	\$2M
532215-IN	Axis Bank Limited	2.88%	0.13%	\$44M
543287-IN	Macrotech Developers Ltd.	1.92%	0.05%	\$0M
543220-IN	Max Healthcare Institute Ltd	1.92%	0.02%	\$8M
500575-IN	Volta Limited	-2.88%	-0.01%	(\$2M)
524715-IN	Sun Pharmaceutical Industries..	-2.88%	-0.03%	(\$9M)
500180-IN	HDFC Bank Limited	-2.88%	0.04%	(\$38M)
500114-IN	Titan Company Limited	-2.88%	0.02%	(\$13M)
541153-IN	Bandhan Bank Ltd.	-4.81%	-0.06%	(\$14M)
540777-IN	HDFC Life Insurance Co. Ltd.	-4.81%	-0.06%	(\$55M)
500209-IN	Infosys Limited	-4.81%	-0.22%	(\$109M)

Largest Fund Flows, \$

Fund Name	New or Cl..	Flow
T Rowe Price New Asia Fund		\$27M
Schroder ISF - Asian Opportunit..		\$26M
BlackRock Global Funds - Asian ..		\$22M
Swedbank Robur Asienfond		\$19M
Fidelity Asia Fund		\$11M
Pictet - Asian Equities (ex-Japa..		\$9M
BlackRock Global Funds - Asian ..		\$9M
JPMorgan Funds - Asia Growth ..		(\$24M)
JPMorgan Fund ICVC - Asia Gro..		(\$31M)
Baillie Gifford Overseas Growth ..		(\$31M)
FTIF SICAV - Asian Growth Fund		(\$32M)
BNP Paribas Funds - Asia ex-Ja..		(\$37M)
Fidelity Invt. Funds - Asia Fund		(\$47M)
iShares Tr. - MSCI All Country A..		(\$61M)

Largest Fund Level Changes in Stock Weight, %

Fund Name	Stock Name	New ..	Change
Fullerton Lux Funds - Asia Focus E..	Larsen & Toubro Ltd.	New	3.87%
TT International Funds Plc - Asia (e..	Equitas Small Finance Ba..	New	3.78%
HSBC GIF - Asia (ex-Japan) Equity	Glenmark Pharmaceutica..		3.32%
Invesco Funds - Asia Opportunities..	State Bank of India	New	2.91%
Sydivest Fjernosten	ICICI Bank Limited		2.71%
Carnegie Asia	Supreme Industries Limit..	New	2.42%
Eastspring Investments - Asian M..	Dr. Reddy's Laboratories ..		1.95%
GAM Multistock SICAV - Asia Focus..	MakeMyTrip Ltd.	Close	-1.93%
Fullerton Lux Funds - Asia Focus E..	HDFC Bank Limited	Close	-2.05%
BNP Paribas Funds - Asia ex-Japa..	Infosys Limited	Close	-2.07%
Carnegie Asia	ICICI Bank Limited	Close	-2.12%
Sydivest Fjernosten	SBI Life Insurance Co. Ltd.	Close	-2.34%
TT International Funds Plc - Asia (e..	Equitas Holdings Ltd.	Close	-2.35%
Fullerton Lux Funds - Asia Focus E..	Bharti Airtel Limited		-2.54%

Aggregate Country Holding Changes

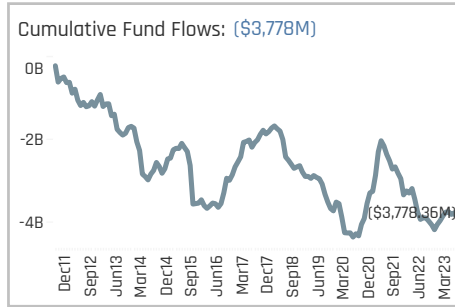
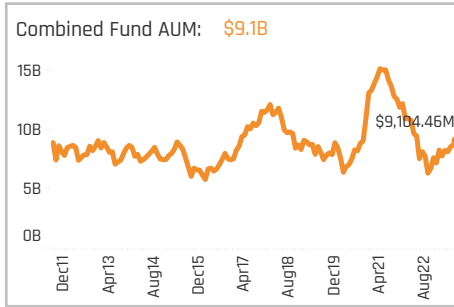
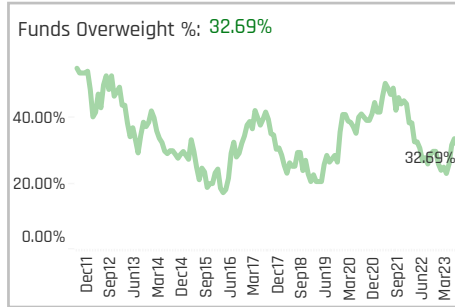
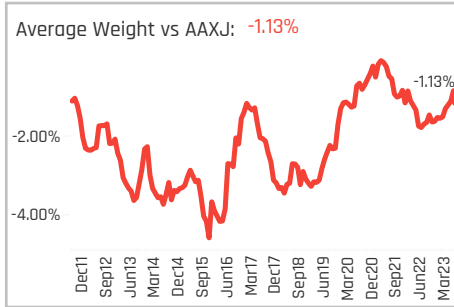
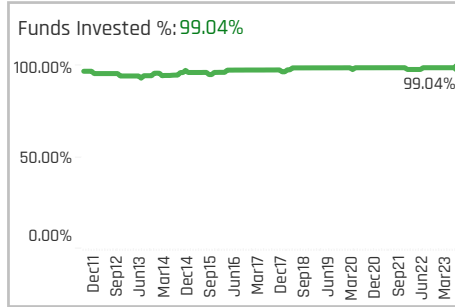
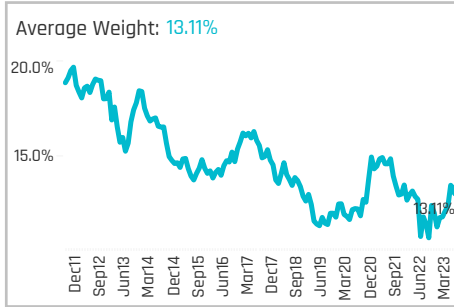
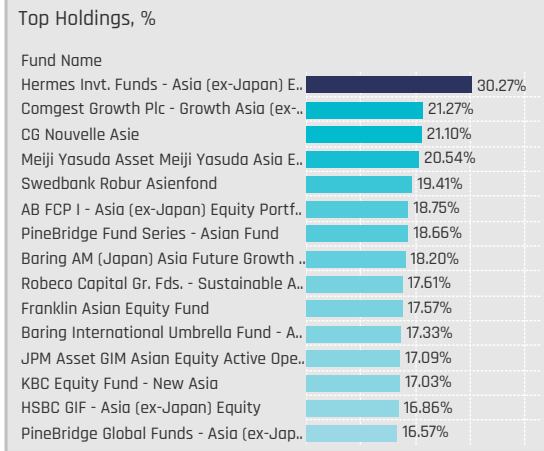
Sector	Change	Flow
Consumer Discretionary	4.81%	(\$16M)
Utilities	2.88%	\$4M
Industrials	2.88%	\$7M
Consumer Staples	2.88%	\$0M
Health Care	1.92%	\$26M
Real Estate	0.00%	\$2M
Multi	0.00%	\$0M
Materials	0.00%	\$0M
Financials	0.00%	(\$17M)
Information Technology	-0.96%	(\$135M)
Communication Services	-1.92%	(\$3M)
Energy	-2.88%	(\$12M)

Largest Changes in Fund Country Weight, %

Fund Name	New o..	Sector	Change
TT International Funds Plc - Asia (ex..		Financials	7.96%
Carnegie Asia		Industrials	4.36%
HSBC GIF - Asia (ex-Japan) Equity		Health Care	4.06%
Lansforsakringar Asienfonden		Financials	3.93%
Fullerton Lux Funds - Asia Focus Eq..	New	Industrials	3.87%
Invesco Funds - Asia Opportunities ..		Financials	3.69%
Morgan Stanley Invt. Fds. - Asia Opp..		Financials	3.30%
Invesco Funds - Asia Opportunities ..	Close	Energy	-1.55%
JPMorgan (Taiwan) Asia Domestic O..		Financials	-1.70%
GAM Multistock SICAV - Asia Focus ..	Close	Communication Services	-1.93%
BNP Paribas Funds - Asia ex-Japan ..	Close	Information Technology	-2.07%
Fullerton Lux Funds - Asia Focus Eq..		Financials	-2.24%
Eastspring Investments - Asian Mul..		Financials	-2.25%
Fullerton Lux Funds - Asia Focus Eq..		Communication Services	-2.54%

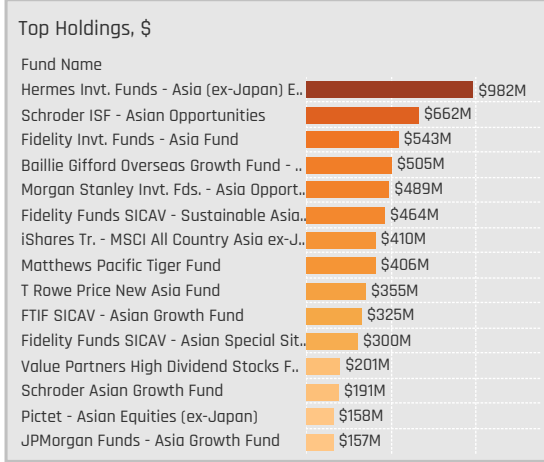
Largest Fund Level Stock Inflows/Outflows, \$

Fund Name	Stock Name	New..	Flow
iShares Tr. - MSCI All Country Asia ..	HDFC Bank Limited		\$27M
T Rowe Price New Asia Fund	Axis Bank Limited	New	\$26M
T Rowe Price New Asia Fund	Shriram Finance Limited	New	\$25M
T Rowe Price New Asia Fund	ICICI Bank Limited		\$23M
Fidelity Funds SICAV - Sustainable ..	ICICI Bank Limited		\$21M
Fidelity Invt. Funds - Asia Fund	ICICI Bank Limited		\$20M
Schroder ISF - Asian Opportunities	ICICI Bank Limited		\$20M
FTIF SICAV - Asian Growth Fund	Tata Consultancy Service..	Close	(\$22M)
Fidelity Invt. Funds - Asia Fund	Housing Development Fin..		(\$24M)
Fidelity Funds SICAV - Sustainable ..	HDFC Bank Limited		(\$29M)
iShares Tr. - MSCI All Country Asia ..	Housing Development Fin..		(\$32M)
Baillie Gifford Overseas Growth Fun..	AU Small Finance Bank Li..	Close	(\$32M)
Fidelity Invt. Funds - Asia Fund	Infosys Limited		(\$32M)
T Rowe Price New Asia Fund	Housing Development Fin..	Close	(\$35M)



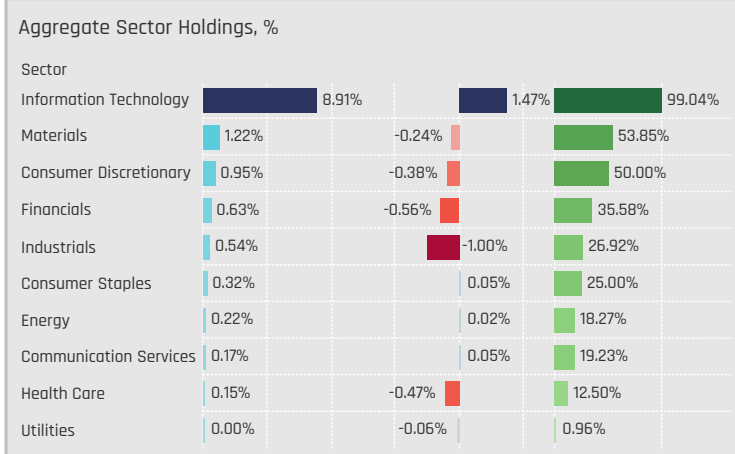
Aggregate Stock Holdings Data, Ranked by Most Widely Held.

Ticker	Stock Name	Funds Invested %	Average Weight	Vs Benchmark	Fund AUM, \$
005930-KR	Samsung Electronics Co., Ltd.	84.62%	5.46%	1.23%	\$3,986M
000660-KR	SK hynix Inc.	52.88%	1.43%	0.57%	\$607M
051910-KR	LG Chem Ltd.	35.58%	0.67%	0.27%	\$451M
006400-KR	Samsung SDI Co., Ltd	29.81%	0.51%	0.05%	\$263M
035420-KR	NAVER Corp.	21.15%	0.28%	-0.10%	\$458M
005935-KR	Samsung Electronics Co Ltd P..	19.23%	0.52%	-0.07%	\$377M
CPNG-US	Coupang, Inc. Class A	13.46%	0.19%	0.19%	\$313M
035720-KR	Kakao Corp.	13.46%	0.09%	-0.13%	\$23M
012330-KR	Hyundai Mobis Co., Ltd	13.46%	0.19%	0.01%	\$131M
005380-KR	Hyundai Motor Company	13.46%	0.15%	-0.19%	\$144M
000270-KR	Kia Corp.	13.46%	0.21%	-0.08%	\$79M
105560-KR	KB Financial Group Inc.	12.50%	0.18%	-0.07%	\$184M
051900-KR	LG H&H Co., Ltd.	11.54%	0.12%	0.07%	\$28M
058470-KR	Leeno Industrial Inc.	10.58%	0.13%	0.13%	\$29M
055550-KR	Shinhan Financial Group Co., ..	10.58%	0.09%	-0.10%	\$67M



Top Stock Holdings, %

Fund Name	Ticker	Stock Name	Weight
Baring AM (Japan) Asia Future Growth ..	005930-KR	Samsung Electronics ..	10.75%
Nordea Asian Stars Fund	005930-KR	Samsung Electronics ..	10.65%
Allianz Intl. Invt. Fds. - Total Return Asi..	005930-KR	Samsung Electronics ..	10.10%
Allianz Global Investors Fund - Total Re..	005930-KR	Samsung Electronics ..	10.09%
Allianz Global Investors Choice Fund - ..	005930-KR	Samsung Electronics ..	10.00%
Fidelity Funds SICAV - Asian Equity Fun..	005930-KR	Samsung Electronics ..	9.72%
Fidelity Funds SICAV - Sustainable Asia..	005930-KR	Samsung Electronics ..	9.71%
Allianz Global Investors Fund - Emergin..	005930-KR	Samsung Electronics ..	9.55%
Nordea 1 - Asian Stars Equity Fund	005930-KR	Samsung Electronics ..	9.52%
Fidelity Invt. Funds - Emerging Asia Fu..	005930-KR	Samsung Electronics ..	9.44%
JPM Asset GIM Asian Equity Active Ope..	005930-KR	Samsung Electronics ..	9.42%
FTIF SICAV - Asian Growth Fund	005930-KR	Samsung Electronics ..	9.30%
BlackRock Global Funds - Asian Growth..	005930-KR	Samsung Electronics ..	9.30%
Franklin Asian Equity Fund	005930-KR	Samsung Electronics ..	8.96%
JPM Asset GIM Asia Growth Equity Mat..	005930-KR	Samsung Electronics ..	8.50%



Top Sector Holdings, %

Fund Name	Sector	Weight
Baring AM (Japan) Asia Future Growth ..	Information Technology	16.27%
Nordea Asian Stars Fund	Information Technology	15.67%
Meiji Yasuda Asset Meiji Yasuda Asia E..	Information Technology	14.58%
JPM Asset GIM Asian Equity Active Ope..	Information Technology	14.47%
Nordea 1 - Asian Stars Equity Fund	Information Technology	14.33%
Franklin Asian Equity Fund	Information Technology	13.12%
Fidelity Japan Asian Equity Mother Fun..	Information Technology	13.11%
FTIF SICAV - Asian Growth Fund	Information Technology	12.77%
UBS (CH) Equity Fund - Emerging Asia (..	Information Technology	12.70%
GAM Multistock SICAV - Asia Focus Equ..	Information Technology	12.52%
JPM Asset GIM Asia Growth Equity Mat..	Information Technology	12.48%
Eastspring Investments - Asian Dynam..	Information Technology	12.36%
Fidelity Invt. Funds - Asia Fund	Information Technology	12.33%
Fidelity Funds SICAV - Asian Special Sit..	Information Technology	12.27%
UBS (Lux) Key Selection SICAV - Asian ..	Information Technology	12.22%

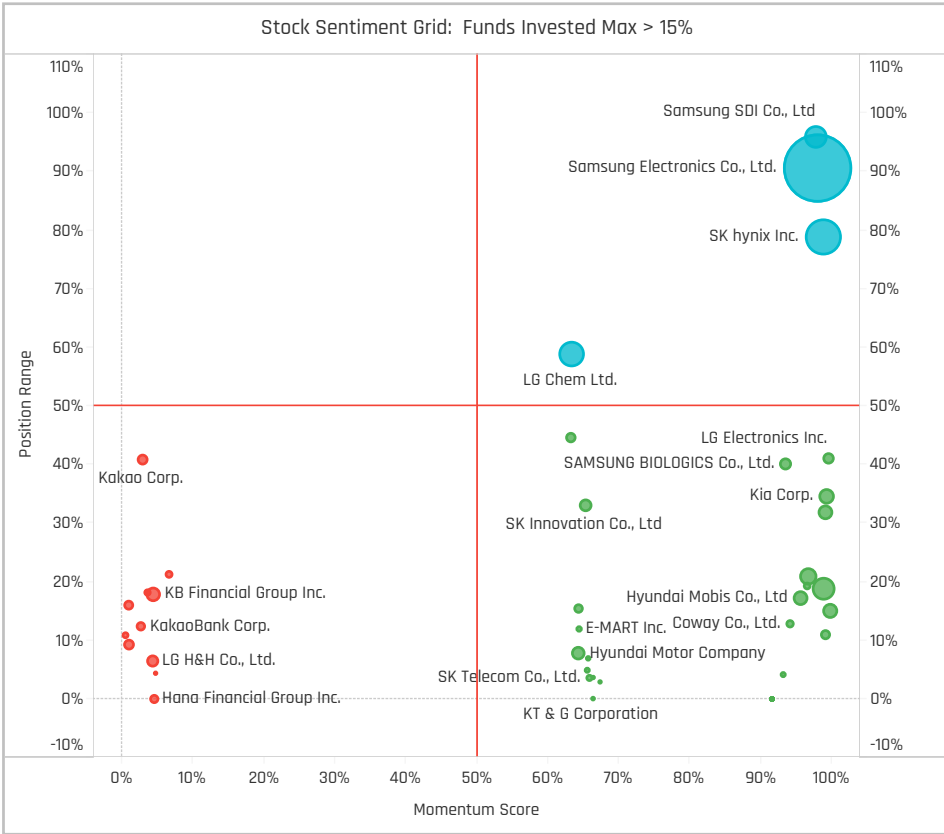
Top Stock Holdings, \$

Fund Name	Ticker	Stock Name	Value
Schroder ISF - Asian Opportunities	005930-..	Samsung Electronics Co...	\$500M
Fidelity Funds SICAV - Sustainable Asia..	005930-..	Samsung Electronics Co...	\$376M
Fidelity Invt. Funds - Asia Fund	005930-..	Samsung Electronics Co...	\$297M
Hermes Invt. Funds - Asia (ex-Japan) E..	005930-..	Samsung Electronics Co...	\$263M
Morgan Stanley Invt. Fds. - Asia Oppor..	CPNG-US	Coupang, Inc. Class A	\$238M
Matthews Pacific Tiger Fund	005930-..	Samsung Electronics Co...	\$224M
T Rowe Price New Asia Fund	005930-..	Samsung Electronics Co...	\$217M
FTIF SICAV - Asian Growth Fund	005930-..	Samsung Electronics Co...	\$192M
Fidelity Funds SICAV - Asian Special Sit..	005930-..	Samsung Electronics Co...	\$177M
Schroder ISF - Asian Opportunities	051910-KR	LG Chem Ltd.	\$162M
Morgan Stanley Invt. Fds. - Asia Oppor..	035420-..	NAVER Corp.	\$158M
Hermes Invt. Funds - Asia (ex-Japan) E..	000810-K..	Samsung Fire & Marine I..	\$127M
Schroder Asian Growth Fund	005930-..	Samsung Electronics Co...	\$127M
iShares Tr. - MSCI All Country Asia ex-J..	005930-..	Samsung Electronics Co...	\$122M
Fidelity Funds SICAV - Asian Equity Fun..	005930-..	Samsung Electronics Co...	\$103M

Largest Changes in Fund Weight, %

Fund Name	New or C..	Change
Swedbank Robur Asienfond		7.35%
Nomura Fds. Ireland Plc - Asia (e..		5.77%
Fidelity Asia Fund		5.46%
BNP Paribas Funds - Asia ex-Ja..		5.39%
AB FCP I - Asia (ex-Japan) Equit..		5.36%
LO Funds - Asia High Conviction		4.71%
Fullerton Lux Funds - Asia Focus..		4.67%
Comgest Growth Plc - Growth A..		-0.77%
Allianz Global Investors Fund - E..		-0.94%
Robeco Capital Gr. Fds. - Sustai..		-0.99%
Fidelity Invt. Funds - Emerging A..		-1.24%
Fidelity Funds SICAV - Asian Equ..		-1.26%
Fidelity Funds SICAV - Sustaina..		-1.42%
BL - Equities Asia		-1.88%

Ave Wgt Δ	Funds Invested Δ	Fund Flows, \$	Av Wgt vs AAXJ Δ	Funds O/W % Δ
1.35%	0.00%	\$168M	0.42%	8.65%



Aggregate Stock Holdings Changes

Ticker	Stock Name	Funds Invested % Δ	Average Weight Δ	Fund Flows, \$
066570-KR	LG Electronics Inc.	3.85%	0.04%	\$16M
005490-KR	POSCO Holdings Inc.	3.85%	0.15%	\$14M
006400-KR	Samsung SDI Co., Ltd	3.85%	0.06%	\$41M
005935-KR	Samsung Electronics Co Ltd Pf..	2.88%	0.06%	\$5M
000810-KR	Samsung Fire & Marine Insura..	2.88%	0.03%	\$29M
CPNG-US	Coupang, Inc. Class A	2.88%	0.04%	\$4M
000270-KR	Kia Corp.	2.88%	0.06%	\$5M
010780-KR	IS Dongseo Co., Ltd.	-1.92%	-0.01%	(\$2M)
005387-KR	Hyundai Motor Co Ltd Pfd. Shs..	-1.92%	0.00%	\$0M
055550-KR	Shinhan Financial Group Co., L..	-2.88%	-0.07%	(\$12M)
036570-KR	NCSoft Corporation	-2.88%	-0.08%	(\$8M)
316140-KR	Woori Financial Group, Inc.	-2.88%	-0.01%	(\$1M)
032640-KR	LG Uplus Corp	-2.88%	-0.03%	(\$4M)
030200-KR	KT Corporation	-3.85%	-0.08%	(\$29M)

Largest Fund Flows, \$

Fund Name	New or Cl..	Flow
Hermes Invt. Funds - Asia (ex-J..		\$120M
T Rowe Price New Asia Fund		\$68M
Baillie Gifford Overseas Growth ..		\$58M
Swedbank Robur Asienfond		\$37M
Fidelity Asia Fund		\$29M
AB FCP I - Asia (ex-Japan) Equi..		\$25M
Vontobel Fund - mtx Sustainab..		\$21M
JPMorgan Fund ICVC - Asia Gro..		(\$13M)
BNP Paribas Funds - Asia ex-Ja..		(\$13M)
FTIF SICAV - Asian Growth Fund		(\$15M)
BlackRock Global Funds - Asian ..		(\$20M)
Fidelity Funds SICAV - Asian Equ..		(\$28M)
iShares Tr. - MSCI All Country A..		(\$50M)
Fidelity Funds SICAV - Sustaina..		(\$51M)

Largest Fund Level Changes in Stock Weight, %

Fund Name	Stock Name	New ..	Change
AB FCP I - Asia (ex-Japan) Equity ..	Samsung Electronics Co...		5.66%
Nomura Fds. Ireland Plc - Asia (ex-..	POSCO Holdings Inc.	New	4.63%
Fidelity Asia Fund	Samsung Electronics Co...	New	4.27%
Prusik Asia Fund	POSCO Holdings Inc.		3.30%
Pictet - Asian Equities (ex-Japan)	SK hynix Inc.	New	3.29%
T Rowe Price New Asia Fund	Samsung Electronics Co...		2.98%
Fullerton Lux Funds - Asia Focus E..	POSCO Holdings Inc.	New	2.92%
Allianz Global Investors Fund - Em..	S-Oil Corporation		-1.84%
Robeco Capital Gr. Fds. - Sustaina..	KT Corporation		-1.85%
Robeco Capital Gr. Fds. - Asian Sta..	KB Financial Group Inc.	Close	-2.26%
Goldman Sachs Funds III - Asia Eq..	Shinhan Financial Group ..		-2.28%
Robeco Capital Gr. Fds. - Sustaina..	KB Financial Group Inc.	Close	-2.49%
Fullerton Lux Funds - Asia Focus E..	SK hynix Inc.	Close	-2.49%
Invesco Funds - Asia Opportunities..	Samsung Electronics Co...	Close	-2.87%

Aggregate Country Holding Changes

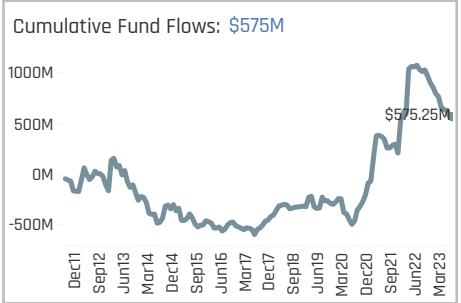
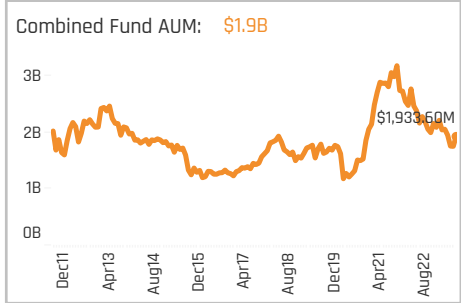
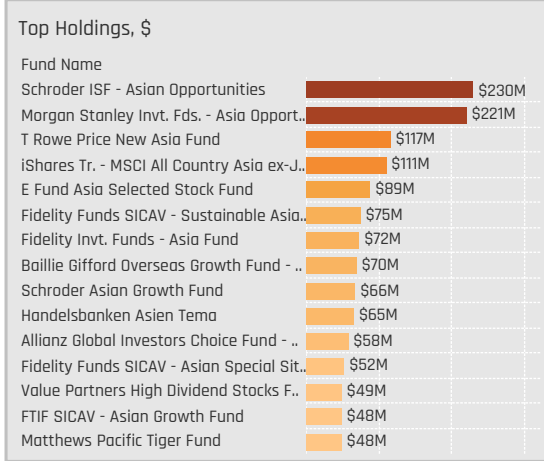
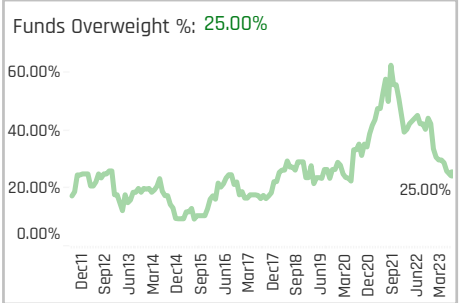
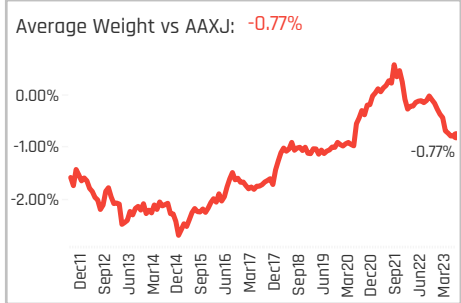
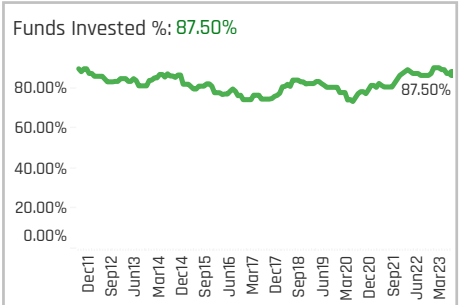
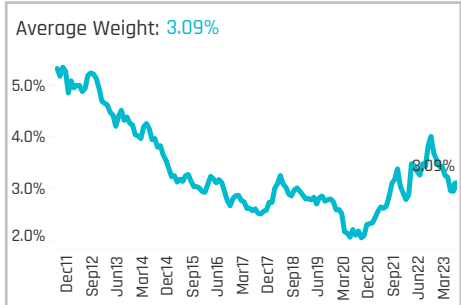
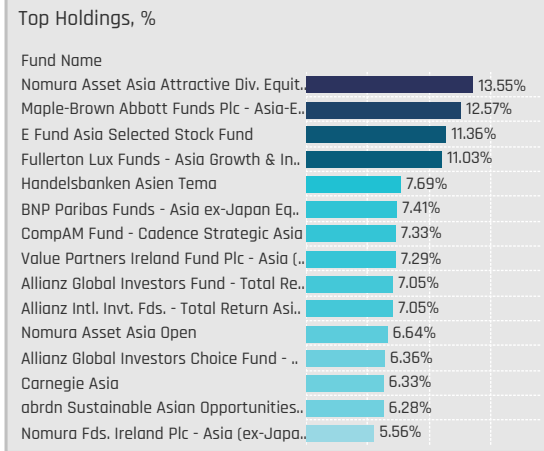
Sector	Change	Flow
Materials	5.77%	\$24M
Industrials	1.92%	(\$3M)
Consumer Discretionary	0.96%	\$49M
Utilities	0.00%	\$0M
Real Estate	0.00%	
Multi	0.00%	
Information Technology	1.32%	\$117M
Health Care	0.00%	\$3M
Energy	-0.02%	(\$11M)
Consumer Staples	-0.13%	(\$5M)
Financials	-6.73%	\$32M
Communication Services	-6.73%	(\$37M)

Largest Changes in Fund Country Weight, %

Fund Name	New o..	Sector	Change
AB FCP I - Asia (ex-Japan) Equity Pa..		Information Technology	6.91%
Fidelity Asia Fund		Information Technology	5.46%
Swedbank Robur Asienfond		Information Technology	4.65%
Nomura Fds. Ireland Plc - Asia (ex-J..	New	Materials	4.63%
BlackRock Asia Fund		Information Technology	3.71%
T Rowe Price New Asia Fund		Information Technology	3.43%
T. Rowe Price Funds SICAV - Asian e..		Information Technology	3.22%
SEB Asia (ex-Japan) Fund		Industrials	-1.91%
Robeco Capital Gr. Fds. - Asian Star..	Close	Financials	-2.26%
Goldman Sachs Funds III - Asia Equi..		Financials	-2.28%
CG Nouvelle Asie		Consumer Staples	-2.31%
Comgest Growth Plc - Growth Asia (..		Consumer Staples	-2.37%
Invesco Funds - Asia Opportunities ..		Information Technology	-2.41%
Robeco Capital Gr. Fds. - Sustainabl..	Close	Financials	-2.49%

Largest Fund Level Stock Inflows/Outflows, \$

Fund Name	Stock Name	New..	Flow
T Rowe Price New Asia Fund	Samsung Electronics Co...		\$56M
Baillie Gifford Overseas Growth Fun..	Samsung Electronics Co...	New	\$53M
Fidelity Asia Fund	Samsung Electronics Co...	New	\$34M
Hermes Invt. Funds - Asia (ex-Japa..	Samsung Electronics Co...		\$30M
Pictet - Asian Equities (ex-Japan)	SK hynix Inc.	New	\$30M
Hermes Invt. Funds - Asia (ex-Japa..	Samsung Fire & Marine I..		\$25M
Baillie Gifford Overseas Growth Fun..	SK hynix Inc.	New	\$23M
FTIF SICAV - Asian Growth Fund	LG Chem Ltd.		(\$18M)
FTIF SICAV - Asian Growth Fund	Samsung Electronics Co...		(\$19M)
Fidelity Funds SICAV - Sustainable ..	Samsung Electronics Co...		(\$20M)
Matthews Pacific Tiger Fund	Samsung Engineering Co..		(\$21M)
Pictet - Asian Equities (ex-Japan)	Samsung Electronics Co...		(\$23M)
Fidelity Funds SICAV - Sustainable ..	SK hynix Inc.	Close	(\$40M)
Schroder ISF - Asian Opportunities	NAVER Corp.	Close(\$41M)	

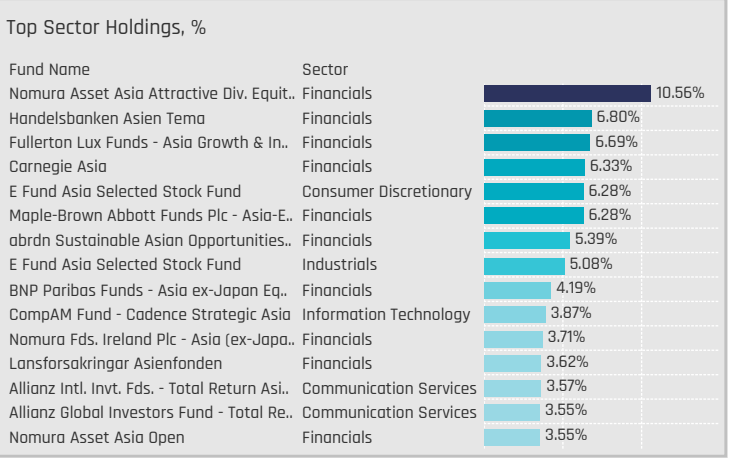
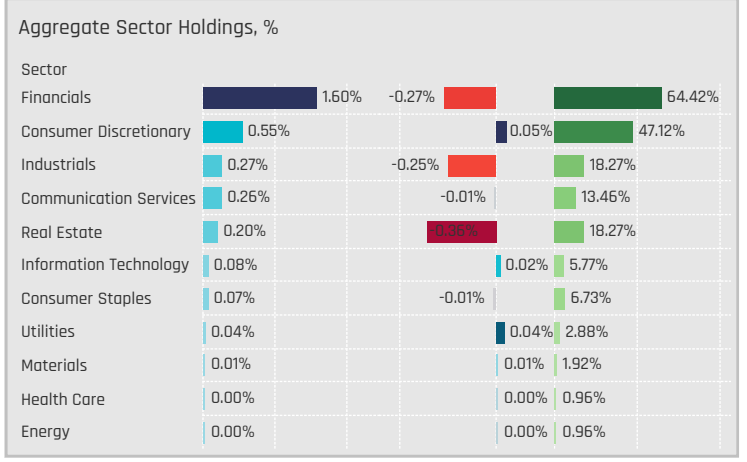


Aggregate Stock Holdings Data, Ranked by Most Widely Held.

Ticker	Stock Name	Funds Invested %	Average Weight	Vs Benchmark	Fund AUM, \$
SE-US	Sea Ltd. (Singapore) Sponsor..	45.19%	0.52%	0.12%	\$396M
D05-SG	DBS Group Holdings Ltd	43.27%	1.05%	0.30%	\$439M
U11-SG	United Overseas Bank Ltd. (Si..	20.19%	0.31%	-0.14%	\$225M
Z74-SG	Singapore Telecommunicatio..	12.50%	0.25%	-0.02%	\$102M
O39-SG	Oversea-Chinese Banking Cor..	11.54%	0.20%	-0.35%	\$285M
GRAB-US	Grab Holdings Ltd. (Singapore..	8.65%	0.17%	0.05%	\$265M
9C1-SG	CapitaLand Investment Limit..	6.73%	0.06%	-0.05%	\$38M
S58-SG	SATS Ltd	4.81%	0.05%	0.05%	\$19M
OVB-SG	Sheng Siong Group Ltd.	3.85%	0.05%	0.05%	\$9M
C38U-SG	CapitaLand Integrated Comm..	3.85%	0.04%	-0.09%	\$24M
A17U-SG	CapitaLand Ascendas REIT	3.85%	0.02%	-0.09%	\$8M
V03-SG	Venture Corporation Limited	2.88%	0.06%	0.01%	\$60M
U96-SG	Sembcorp Industries Ltd.	2.88%	0.04%	0.04%	\$6M
TDCX-US	TDCX, Inc. ADR	1.92%	0.00%	0.00%	\$0M
S68-SG	Singapore Exchange Ltd.	1.92%	0.02%	-0.08%	\$4M

Top Stock Holdings, %

Fund Name	Ticker	Stock Name	Percentage
E Fund Asia Selected Stock Fund	SE-US	Sea Ltd. (Singapore) ..	6.28%
Nomura Asset Asia Attractive Div. Equit..	D05-SG	DBS Group Holdings L..	5.45%
E Fund Asia Selected Stock Fund	GRAB-US	Grab Holdings Ltd. (Si..	5.08%
Handelsbanken Asien Tema	D05-SG	DBS Group Holdings L..	4.96%
Nomura Asset Asia Attractive Div. Equit..	U11-SG	United Overseas Bank..	4.24%
BNP Paribas Funds - Asia ex-Japan Eq..	D05-SG	DBS Group Holdings L..	4.19%
Carnegie Asia	D05-SG	DBS Group Holdings L..	4.09%
Maple-Brown Abbott Funds Plc - Asia-E..	D05-SG	DBS Group Holdings L..	3.91%
CompAM Fund - Cadence Strategic Asia	V03-SG	Venture Corporation L..	3.87%
Nomura Fds. Ireland Plc - Asia (ex-Japa..	D05-SG	DBS Group Holdings L..	3.71%
Fullerton Lux Funds - Asia Growth & In..	U11-SG	United Overseas Bank..	3.61%
Allianz Intl. Inv. Fds. - Total Return Asi..	Z74-SG	Singapore Telecommu..	3.57%
Allianz Global Investors Fund - Total Re..	Z74-SG	Singapore Telecommu..	3.55%
Nomura Asset Asia Open	D05-SG	DBS Group Holdings L..	3.55%
Allianz Global Investors Choice Fund - ..	Z74-SG	Singapore Telecommu..	3.47%



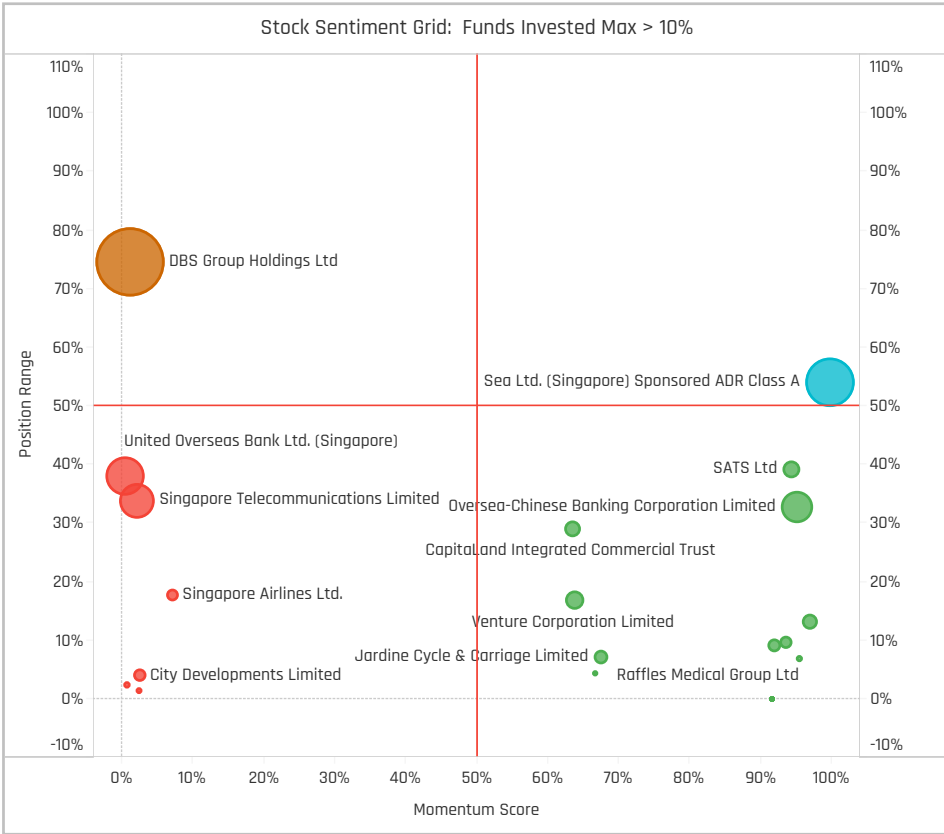
Top Stock Holdings, \$

Fund Name	Ticker	Stock Name	Value
Schroder ISF - Asian Opportunities	O39-SG	Oversea-Chinese Bankin..	\$172M
Morgan Stanley Inv. Fds. - Asia Opport..	GRAB-US	Grab Holdings Ltd. (Sing..	\$154M
T Rowe Price New Asia Fund	D05-SG	DBS Group Holdings Ltd	\$90M
Morgan Stanley Inv. Fds. - Asia Opport..	SE-US	Sea Ltd. (Singapore) Sp..	\$67M
Baillie Gifford Overseas Growth Fund - ..	SE-US	Sea Ltd. (Singapore) Sp..	\$64M
Fidelity Inv. Funds - Asia Fund	U11-SG	United Overseas Bank Lt..	\$59M
Schroder ISF - Asian Opportunities	SE-US	Sea Ltd. (Singapore) Sp..	\$57M
E Fund Asia Selected Stock Fund	SE-US	Sea Ltd. (Singapore) Sp..	\$49M
Matthews Pacific Tiger Fund	V03-SG	Venture Corporation Lim..	\$48M
Schroder Asian Growth Fund	O39-SG	Oversea-Chinese Bankin..	\$47M
Fidelity Funds SICAV - Sustainable Asia..	U11-SG	United Overseas Bank Lt..	\$46M
Handelsbanken Asien Tema	D05-SG	DBS Group Holdings Ltd	\$42M
E Fund Asia Selected Stock Fund	GRAB-US	Grab Holdings Ltd. (Sing..	\$40M
Fidelity Funds SICAV - Asian Special Sit..	U11-SG	United Overseas Bank Lt..	\$32M
Allianz Global Investors Choice Fund - ..	Z74-SG	Singapore Telecommuni..	\$32M

Largest Changes in Fund Weight, %

Fund Name	New or C..	Change
BNP Paribas Funds - Asia ex-Ja..		2.28%
Syinvest Fjernosten		1.95%
Carnegie Asia		1.56%
Allianz Global Investors Fund - T..		1.15%
Allianz Intl. Invst. Fds. - Total Ret..		1.10%
E Fund Asia Selected Stock Fund		1.05%
Natixis Intl. Fds. (Lux) I - Natixis ..		0.87%
Robeco Capital Gr. Fds. - Asian S..		-2.44%
Robeco Capital Gr. Fds. - Sustai..		-2.94%
BlackRock Global Funds - Asian ..		-3.12%
AB FCP I - Asia (ex-Japan) Equit.. Close		-3.55%
Allianz Global Investors Choice F..		-3.58%
Goldman Sachs Funds III - Asia .. Close		-6.38%
Fullerton Lux Funds - Asia Focus..		-6.89%

Ave Wgt Δ	Funds Invested Δ	Fund Flows, \$	Av Wgt vs AAXJ Δ	Funds O/W % Δ
-0.36%	-2.88%	(\$227M)	-0.41%	-5.77%



Aggregate Stock Holdings Changes

Ticker	Stock Name	Funds Invested % Δ	Average Weight Δ	Fund Flows, \$
SE-US	Sea Ltd. (Singapore) Sponsor..	4.81%	0.09%	\$32M
A17U-SG	CapitaLand Ascendas REIT	3.85%	0.02%	\$4M
U96-SG	Sembcorp Industries Ltd.	0.96%	0.02%	\$1M
S68-SG	Singapore Exchange Ltd.	0.96%	0.00%	\$1M
HMN-SG	Ascott Residence Trust	0.96%	0.00%	\$0M
BSL-SG	Raffles Medical Group Ltd	0.96%	0.00%	\$1M
Z77-SG	Singapore Telecommunication..	0.00%	0.00%	\$0M
Z74-SG	Singapore Telecommunication..	-1.92%	-0.05%	(\$25M)
C09-SG	City Developments Limited	-1.92%	-0.02%	(\$7M)
BN4-SG	Keppel Corporation Limited	-1.92%	-0.03%	(\$9M)
9CI-SG	CapitaLand Investment Limited	-1.92%	-0.04%	(\$22M)
D05-SG	DBS Group Holdings Ltd	-3.85%	-0.15%	(\$46M)
U11-SG	United Overseas Bank Ltd. (Sin..	-3.85%	-0.13%	(\$91M)
C52-SG	Comfortdelgro Corporation Li..	-4.81%	-0.03%	(\$19M)

Largest Fund Flows, \$

Fund Name	New or Cl..	Flow
Schroder ISF - Asian Opportunit..		\$8M
Syinvest Fjernosten		\$5M
Handelsbanken Asien Tema		\$3M
Carnegie Asia		\$2M
Morgan Stanley Instl. Fund - As..		\$1M
Pictet - Asian Equities (ex-Japa..		\$1M
Mirae Asset Gbl. Discovery Fd. -..		\$1M
Swedbank Robur Asienfond		(\$11M)
AB FCP I - Asia (ex-Japan) Equi.. Close		(\$12M)
Fullerton Lux Funds - Asia Focu..		(\$18M)
Fidelity Invst. Funds - Asia Fund		(\$22M)
BlackRock Global Funds - Asian ..		(\$26M)
T Rowe Price New Asia Fund		(\$26M)
Allianz Global Investors Choice ..		(\$39M)

Largest Fund Level Changes in Stock Weight, %

Fund Name	Stock Name	New ..	Change
GAM Multistock SICAV - Asia Focus..	Oversea-Chinese Banking..	New	2.45%
BNP Paribas Funds - Asia ex-Japa..	Sea Ltd. (Singapore) Spa..	New	1.44%
Syinvest Fjernosten	CapitaLand Ascendas REIT	New	1.39%
Fullerton Lux Funds - Asia Focus E..	Grab Holdings Ltd. (Singa..	New	1.19%
Carnegie Asia	Oversea-Chinese Banking..		1.17%
Invesco Funds - Asia Opportunitie..	Sea Ltd. (Singapore) Spa..	New	1.15%
Natixis Intl. Fds. (Lux) I - Natixis As..	CapitaLand Ascendas REIT	New	1.08%
Allianz Global Investors Choice Fu..	CapitaLand Investment L..		-1.99%
Baring International Umbrella Fun..	Grab Holdings Ltd. (Singa..	Close	-2.14%
Robeco Capital Gr. Fds. - Asian Sta..	DBS Group Holdings Ltd		-2.45%
Fullerton Lux Funds - Asia Focus E..	United Overseas Bank Lt..		-2.86%
Robeco Capital Gr. Fds. - Sustaina..	DBS Group Holdings Ltd		-2.94%
Goldman Sachs Funds III - Asia Eq..	United Overseas Bank Lt..	Close	-3.99%
Fullerton Lux Funds - Asia Focus E..	Singapore Telecommuni..	Close	-7.02%

Aggregate Country Holding Changes

Sector	Change	Flow
Consumer Discretionary	4.81%	\$31M
Utilities	0.96%	\$1M
Health Care	0.96%	\$1M
Real Estate	0.00%	(\$56M)
Multi	0.00%	\$0M
Materials	0.00%	\$0M
Information Technology	0.00%	\$0M
Energy	0.00%	\$2M
Consumer Staples	0.00%	(\$2M)
Financials	-1.92%	(\$144M)
Communication Services	-1.92%	(\$25M)
Industrials	-6.73%	(\$34M)

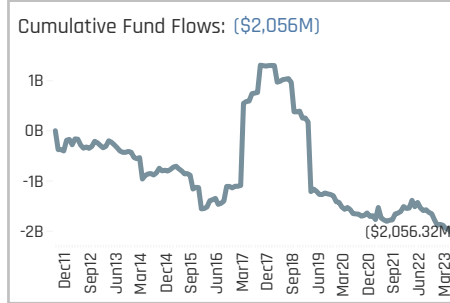
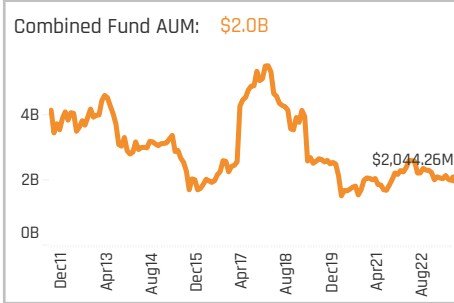
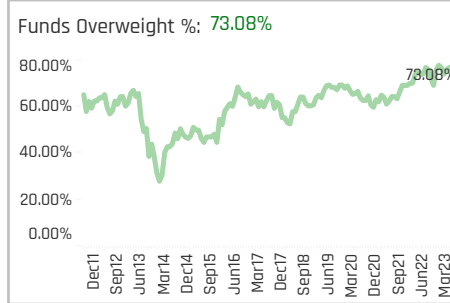
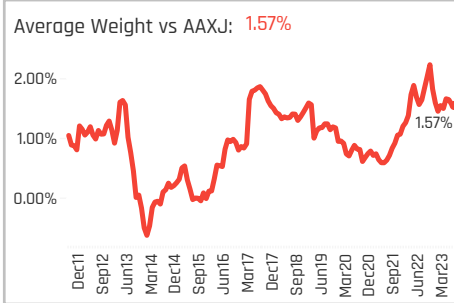
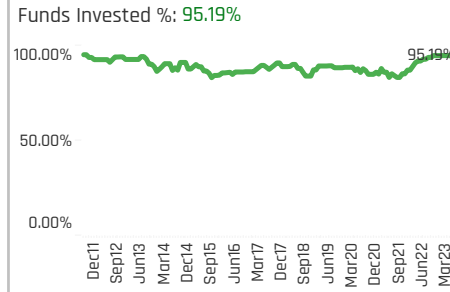
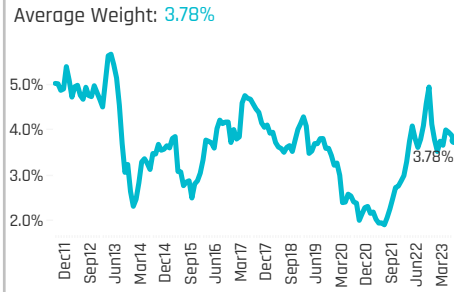
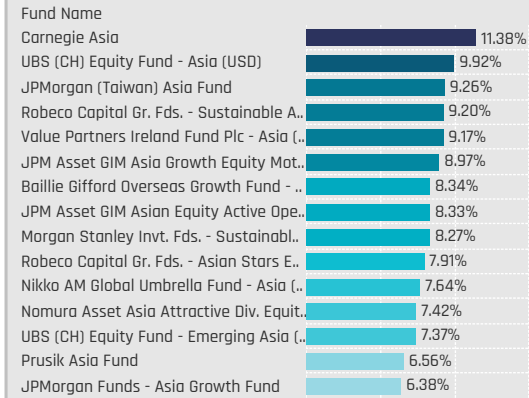
Largest Changes in Fund Country Weight, %

Fund Name	New o..	Sector	Change
GAM Multistock SICAV - Asia Focus ..	New	Financials	2.45%
Carnegie Asia		Financials	1.56%
BNP Paribas Funds - Asia ex-Japan ..	New	Consumer Discretionary	1.44%
Syinvest Fjernosten	New	Real Estate	1.39%
Fullerton Lux Funds - Asia Focus Eq..	New	Industrials	1.19%
Invesco Funds - Asia Opportunitie..	New	Consumer Discretionary	1.15%
Natixis Intl. Fds. (Lux) I - Natixis Asia..	New	Real Estate	1.08%
Allianz Global Investors Choice Fund..		Real Estate	-2.48%
GAM Multistock SICAV - Asia Focus ..	Close	Real Estate	-2.48%
Fullerton Lux Funds - Asia Focus Eq..		Financials	-2.86%
Robeco Capital Gr. Fds. - Sustainabl..		Financials	-2.94%
AB FCP I - Asia (ex-Japan) Equity Pa..	Close	Financials	-3.06%
Goldman Sachs Funds III - Asia Equi..	Close	Financials	-4.64%
Fullerton Lux Funds - Asia Focus Eq..	Close	Communication Services	-7.02%

Largest Fund Level Stock Inflows/Outflows, \$

Fund Name	Stock Name	New..	Flow
T Rowe Price New Asia Fund	DBS Group Holdings Ltd		\$8M
Schroder ISF - Asian Opportunities	Sea Ltd. (Singapore) Spa..		\$8M
FTIF SICAV - Asian Growth Fund	Sea Ltd. (Singapore) Spa..		\$7M
Invesco Funds - Asia Opportunitie..	Sea Ltd. (Singapore) Spa..	New	\$5M
BNP Paribas Funds - Asia ex-Japan..	Sea Ltd. (Singapore) Spa..	New	\$4M
Syinvest Fjernosten	CapitaLand Ascendas REIT	New	\$4M
GAM Multistock SICAV - Asia Focus ..	Oversea-Chinese Banking..	New	\$3M
T Rowe Price New Asia Fund	Comfortdelgro Corporati..	Close	(\$13M)
FTIF SICAV - Asian Growth Fund	DBS Group Holdings Ltd		(\$14M)
Fullerton Lux Funds - Asia Focus Eq..	Singapore Telecommuni..	Close	(\$14M)
Allianz Global Investors Choice Fun..	United Overseas Bank Lt..		(\$18M)
Allianz Global Investors Choice Fun..	CapitaLand Investment L..		(\$18M)
T Rowe Price New Asia Fund	CapitaLand Integrated C..		(\$22M)
Fidelity Invst. Funds - Asia Fund	United Overseas Bank Lt..		(\$22M)

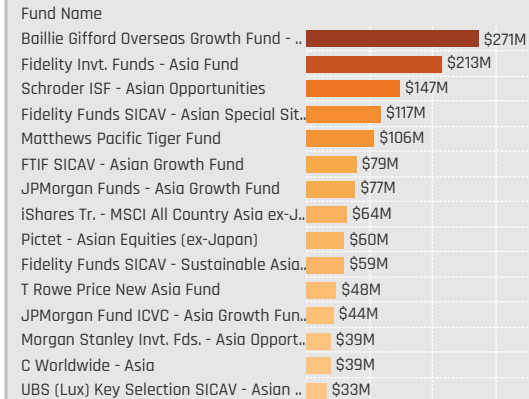
Top Holdings, %



Aggregate Stock Holdings Data, Ranked by Most Widely Held.

Ticker	Stock Name	Funds Invested %	Average Weight	Vs Benchmark	Fund AUM, \$
BBCA-ID	PT Bank Central Asia Tbk	50.96%	1.16%	0.62%	\$661M
BBRI-ID	PT Bank Rakyat Indonesia (Pe..	38.46%	0.87%	0.46%	\$415M
BMRI-ID	PT Bank Mandiri (Persero) Tbk	25.00%	0.51%	0.28%	\$408M
TLKM-ID	PT Telkom Indonesia (Persero..	17.31%	0.20%	0.01%	\$64M
ASII-ID	PT Astra International Tbk	12.50%	0.15%	0.00%	\$69M
AVIA-ID	PT Avia Avian Tbk	10.58%	0.06%	0.06%	\$92M
CMRY-ID	PT Cisarua Mountain Dairy Tbk	9.62%	0.08%	0.08%	\$16M
BBNI-ID	PT Bank Negara Indonesia (Pe..	9.62%	0.15%	0.08%	\$33M
UNVR-ID	PT Unilever Indonesia Tbk	7.69%	0.04%	0.01%	\$14M
AMRT-ID	PT Sumber Alfaria Trijaya	6.73%	0.06%	0.01%	\$19M
SMGR-ID	PT Semen Indonesia (Persero)..	4.81%	0.04%	0.01%	\$39M
MDKA-ID	PT Merdeka Copper Gold Tbk	4.81%	0.04%	-0.01%	\$84M
PWON-ID	PT Pakuwon Jati Tbk	3.85%	0.02%	0.02%	\$8M
MAPI-ID	PT Mitra Adiperkasa Tbk	3.85%	0.05%	0.05%	\$3M
ANTM-ID	PT Aneka Tambang Tbk	3.85%	0.03%	0.01%	\$9M

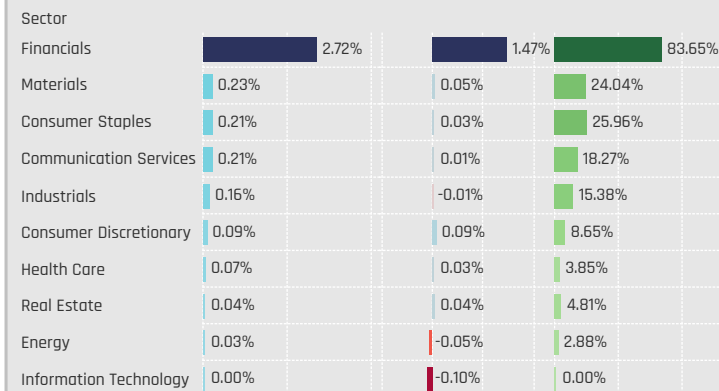
Top Holdings, \$



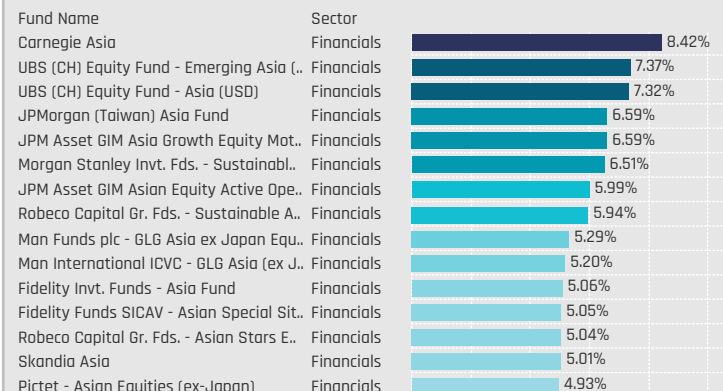
Top Stock Holdings, %

Fund Name	Ticker	Stock Name	Weight
Robeco Capital Gr. Fds. - Sustainable A..	BBRI-ID	PT Bank Rakyat Indon..	5.94%
UBS (CH) Equity Fund - Emerging Asia (..	BMRI-ID	PT Bank Mandiri (Pers..	5.11%
Robeco Capital Gr. Fds. - Asian Stars E..	BMRI-ID	PT Bank Mandiri (Pers..	5.04%
LUX IM - Pictet Asian Equities	BBRI-ID	PT Bank Rakyat Indon..	4.51%
Nikko AM Global Umbrella Fund - Asia (..	BBCA-ID	PT Bank Central Asia T..	4.46%
Nordea 1 - Asian Stars Equity Fund	BBRI-ID	PT Bank Rakyat Indon..	3.90%
JPMorgan (Taiwan) Asia Fund	BBCA-ID	PT Bank Central Asia T..	3.86%
Carnegie Asia	BBCA-ID	PT Bank Central Asia T..	3.85%
UBS (CH) Equity Fund - Asia (USD)	BMRI-ID	PT Bank Mandiri (Pers..	3.80%
BlackRock Global Funds - Asian Growth..	BBCA-ID	PT Bank Central Asia T..	3.69%
JPM Asset GIM Asia Growth Equity Mot..	BBCA-ID	PT Bank Central Asia T..	3.67%
Prusik Asia Fund	BBRI-ID	PT Bank Rakyat Indon..	3.63%
UBS (CH) Equity Fund - Asia (USD)	BBCA-ID	PT Bank Central Asia T..	3.52%
Nordea Asian Stars Fund	BBRI-ID	PT Bank Rakyat Indon..	3.51%
Nomura Asset Asia Attractive Div. Equit..	BBRI-ID	PT Bank Rakyat Indon..	3.46%

Aggregate Sector Holdings, %



Top Sector Holdings, %



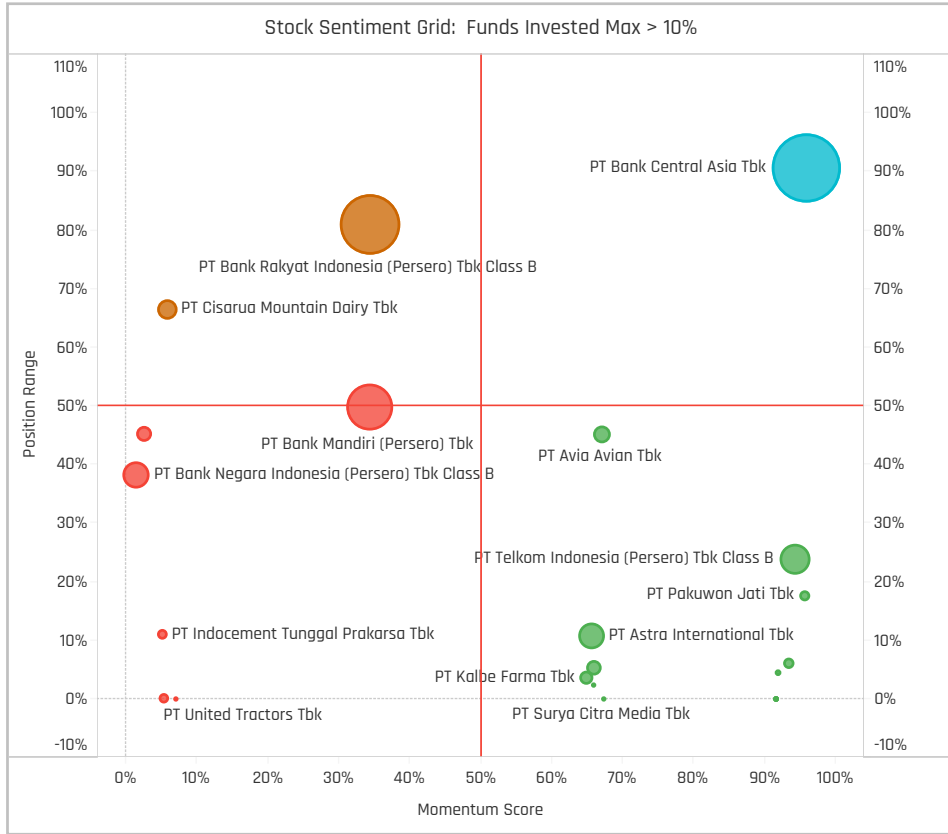
Top Stock Holdings, \$

Fund Name	Ticker	Stock Name	Value
Schroder ISF - Asian Opportunities	BMRI-ID	PT Bank Mandiri (Perser..	\$147M
Matthews Pacific Tiger Fund	BBCA-ID	PT Bank Central Asia Tbk	\$106M
Fidelity Inv. Funds - Asia Fund	BBCA-ID	PT Bank Central Asia Tbk	\$97M
Baillie Gifford Overseas Growth Fund - ..	MDKA-ID	PT Merdeka Copper Gold..	\$78M
Baillie Gifford Overseas Growth Fund - ..	BBRI-ID	PT Bank Rakyat Indonesi..	\$74M
Fidelity Inv. Funds - Asia Fund	BBRI-ID	PT Bank Rakyat Indonesi..	\$55M
Fidelity Funds SICAV - Asian Special Sit..	BBCA-ID	PT Bank Central Asia Tbk	\$53M
Baillie Gifford Overseas Growth Fund - ..	BMRI-ID	PT Bank Mandiri (Perser..	\$52M
T Rowe Price New Asia Fund	BBCA-ID	PT Bank Central Asia Tbk	\$48M
Baillie Gifford Overseas Growth Fund - ..	ASII-ID	PT Astra International T..	\$44M
Fidelity Inv. Funds - Asia Fund	BMRI-ID	PT Bank Mandiri (Perser..	\$40M
Morgan Stanley Inv. Fds. - Asia Oppor..	AVIA-ID	PT Avia Avian Tbk	\$39M
FTIF SICAV - Asian Growth Fund	BBCA-ID	PT Bank Central Asia Tbk	\$38M
Pictet - Asian Equities (ex-Japan)	BBRI-ID	PT Bank Rakyat Indonesi..	\$35M
Fidelity Funds SICAV - Sustainable Asia..	BBCA-ID	PT Bank Central Asia Tbk	\$32M

Largest Changes in Fund Weight, %

Fund Name	New or C..	Change
Carnegie Asia		2.73%
TT International Funds Plc - Asia..		2.56%
T. Rowe Price Funds SICAV - Asi..		2.22%
T Rowe Price Asia Opportunities ..		1.95%
T. Rowe Price Fds. OEIC - Asian O..		1.89%
Lansforsakringar Asienfonden		1.67%
Skandia Asia		1.57%
Fidelity Funds SICAV - Sustaina..		-1.34%
BNP Paribas Funds - Asia ex-Ja..		-1.50%
SEB Asia (ex-Japan) Fund		-1.63%
FTIF SICAV - Asian Growth Fund		-1.65%
SEB Fund 2 - Asia (ex-Japan) Fu..		-1.68%
JKC Fund - La Francaise JKC Asi..		-2.78%
Goldman Sachs Funds III - Asia ..		-3.36%

Ave Wgt Δ	Funds Invested Δ	Fund Flows, \$	Av Wgt vs AAXJ Δ	Funds O/W % Δ
0.24%	0.00%	(\$202M)	0.10%	-3.85%



Aggregate Stock Holdings Changes

Ticker	Stock Name	Funds Invested % Δ	Average Weight Δ	Fund Flows, \$
AMRT-ID	PT Sumber Alfaria Trijaya	4.81%	0.05%	\$15M
PWON-ID	PT Pakuwon Jati Tbk	0.96%	0.00%	\$0M
ADMR-ID	PT Adaro Minerals Indonesia T..	0.96%	0.00%	\$1M
Y7457QAA6	PT Bank Negara Indonesia (Per..	0.00%	0.00%	
WTON-ID	PT Wijaya Karya Beton Tbk	0.00%	0.00%	
WSKT-ID	PT Waskita Karya (Persero) Tb..	0.00%	0.00%	
WSBP-ID	PT Waskita Beton Precast Tbk	0.00%	0.00%	
MDKA-ID	PT Merdeka Copper Gold Tbk	-1.92%	-0.03%	(\$8M)
UNVR-ID	PT Unilever Indonesia Tbk	-1.92%	-0.02%	(\$21M)
MAPI-ID	PT Mitra Adiperkasa Tbk	-1.92%	0.01%	(\$2M)
CTRA-ID	PT Ciputra Development Tbk	-1.92%	0.01%	\$0M
BBNI-ID	PT Bank Negara Indonesia (Per..	-2.88%	-0.03%	(\$11M)
GOTO-ID	PT GoTo Gojek Tokopedia Tbk	-2.88%	-0.01%	(\$18M)
BMRI-ID	PT Bank Mandiri (Persero) Tbk	-2.88%	0.07%	\$14M

Largest Fund Flows, \$

Fund Name	New or Cl..	Flow
Schroder ISF - Asian Opportunit..		\$11M
Fidelity Asia Fund		\$8M
JPMorgan Funds - Asia Growth ..		\$5M
T. Rowe Price Funds SICAV - Asi..		\$4M
Skandia Asia		\$4M
LD Funds - Asia High Conviction		\$3M
Pictet - Asian Equities (ex-Japa..		\$2M
Allianz Global Investors Choice ..		(\$11M)
T Rowe Price New Asia Fund		(\$14M)
BNP Paribas Funds - Asia ex-Ja..		(\$16M)
Fidelity Funds SICAV - Asian Eq..		(\$17M)
Fidelity Inv. Funds - Asia Fund		(\$23M)
FTIF SICAV - Asian Growth Fund		(\$40M)
Fidelity Funds SICAV - Sustaina..		(\$65M)

Largest Fund Level Changes in Stock Weight, %

Fund Name	Stock Name	New ..	Change
Syinvest Fjernosten	PT Bank Central Asia Tbk	New	1.74%
Skandia Asia	PT Bank Rakyat Indonesi..	New	1.52%
Lansforsakringar Asienfonden	PT Bank Rakyat Indonesi..	New	1.40%
Carnegie Asia	PT Telkom Indonesia (Per..		1.38%
T. Rowe Price Funds SICAV - Asian ..	PT Sumber Alfaria Trijaya	New	1.33%
T Rowe Price Asia Opportunities F..	PT Sumber Alfaria Trijaya	New	1.24%
T. Rowe Price Fds. OEIC - Asian Op..	PT Sumber Alfaria Trijaya	New	1.23%
Syinvest Fjernosten	PT Merdeka Copper Gold ..	Close	-0.97%
FTIF SICAV - Asian Growth Fund	PT Bank Central Asia Tbk		-1.14%
Goldman Sachs Funds III - Asia Eq..	PT United Tractors Tbk	Close	-1.16%
Goldman Sachs Funds III - Asia Eq..	PT Bank Rakyat Indonesi..	Close	-1.37%
BNP Paribas Funds - Asia ex-Japa..	PT Bank Rakyat Indonesi..		-1.39%
Syinvest Fjernosten	PT Bank Negara Indonesi..	Close	-1.54%
JKC Fund - La Francaise JKC Asia ..	PT Bank BTPN Syariah Tbk	Close	-2.17%

Aggregate Country Holding Changes

Sector	Change	Flow
Consumer Staples	0.96%	(\$6M)
Utilities	0.00%	
Multi	0.00%	
Industrials	0.00%	(\$7M)
Health Care	0.00%	(\$3M)
Energy	-0.96%	\$6M
Communication Services	-0.96%	(\$3M)
Real Estate	-1.92%	\$0M
Materials	-1.92%	(\$30M)
Information Technology	-2.88%	(\$18M)
Financials	-2.88%	(\$137M)
Consumer Discretionary	-2.88%	(\$2M)

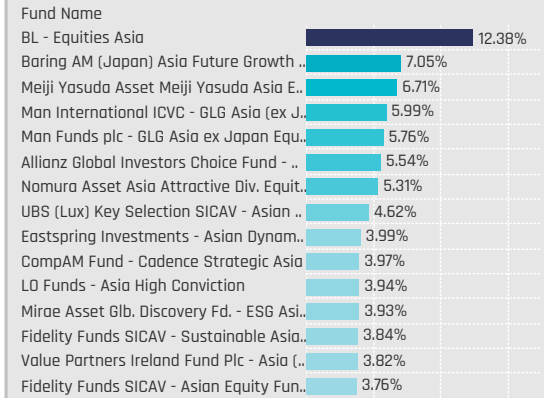
Largest Changes in Fund Country Weight, %

Fund Name	New o..	Sector	Change
Lansforsakringar Asienfonden		Financials	1.67%
Skandia Asia		Financials	1.57%
Carnegie Asia		Financials	1.53%
Carnegie Asia		Communication Services	1.38%
T. Rowe Price Funds SICAV - Asian O..	New	Consumer Staples	1.33%
T Rowe Price Asia Opportunities Fun..	New	Consumer Staples	1.24%
T. Rowe Price Fds. OEIC - Asian Oppo..	New	Consumer Staples	1.23%
FTIF SICAV - Asian Growth Fund		Financials	-1.14%
Goldman Sachs Funds III - Asia Equi..	Close	Energy	-1.16%
SEB Asia (ex-Japan) Fund	Close	Financials	-1.19%
SEB Fund 2 - Asia (ex-Japan) Fund	Close	Financials	-1.21%
Goldman Sachs Funds III - Asia Equi..	Close	Financials	-1.37%
BNP Paribas Funds - Asia ex-Japan ..		Financials	-1.39%
JKC Fund - La Francaise JKC Asia E..	Close	Financials	-2.17%

Largest Fund Level Stock Inflows/Outflows, \$

Fund Name	Stock Name	New..	Flow
Schroder ISF - Asian Opportunities	PT Bank Mandiri (Persero..		\$11M
FTIF SICAV - Asian Growth Fund	PT Sumber Alfaria Trijaya	New	\$10M
Fidelity Asia Fund	PT Indo Tambangraya Me..		\$8M
Pictet - Asian Equities (ex-Japan)	PT Bank Mandiri (Persero..		\$7M
Syinvest Fjernosten	PT Bank Central Asia Tbk	New	\$5M
Skandia Asia	PT Bank Rakyat Indonesi..	New	\$4M
iShares Tr. - MSCI All Country Asia ..	PT GoTo Gojek Tokopedia ..		\$4M
BNP Paribas Funds - Asia ex-Japan..	PT Bank Rakyat Indonesi..		(\$15M)
Fidelity Funds SICAV - Sustainable ..	PT GoTo Gojek Tokopedia ..	Close	(\$17M)
T Rowe Price New Asia Fund	PT Unilever Indonesia Tbk	Close	(\$17M)
Fidelity Inv. Funds - Asia Fund	PT Bank Central Asia Tbk		(\$17M)
FTIF SICAV - Asian Growth Fund	PT Indocement Tunggal P..	Close	(\$22M)
FTIF SICAV - Asian Growth Fund	PT Bank Central Asia Tbk		(\$29M)
Fidelity Funds SICAV - Sustainable ..	PT Bank Central Asia Tbk		(\$29M)

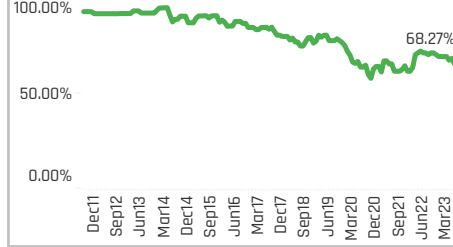
Top Holdings, %



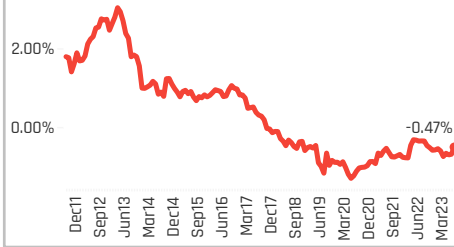
Average Weight: 1.80%



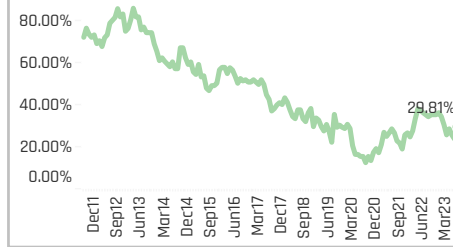
Funds Invested %: 68.27%



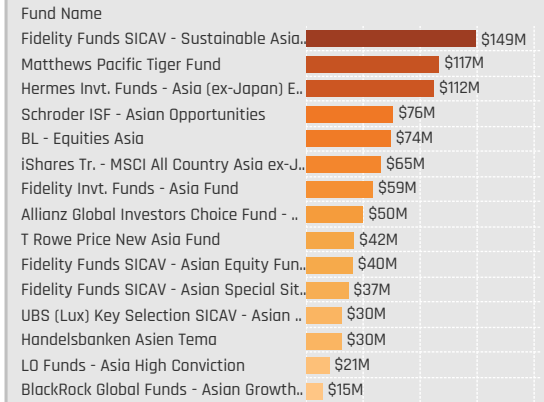
Average Weight vs AAXJ: -0.47%



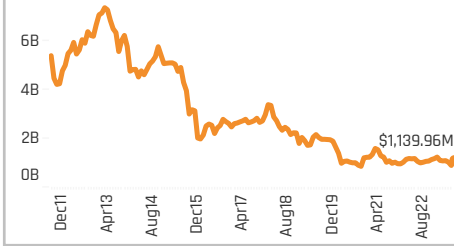
Funds Overweight %: 29.81%



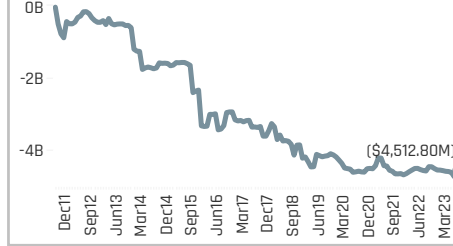
Top Holdings, \$



Combined Fund AUM: \$1.1B



Cumulative Fund Flows: (\$4,513M)



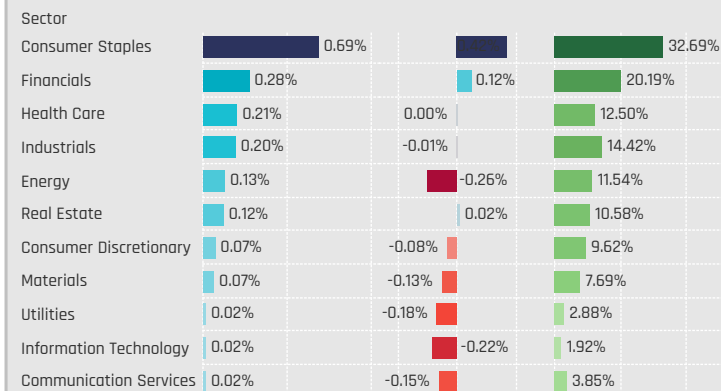
Aggregate Stock Holdings Data, Ranked by Most Widely Held.

Ticker	Stock Name	Funds Invested %	Average Weight	Vs Benchmark	Fund AUM, \$
CPALL-TH	CP All Public Co. Ltd.	21.15%	0.37%	0.19%	\$338M
AOT-TH	Airports of Thailand Public Co...	13.46%	0.16%	0.02%	\$52M
BDMS-TH	Bangkok Dusit Medical Servic...	12.50%	0.18%	0.04%	\$31M
Y92-SG	Thai Beverage Public Co., Ltd.	10.58%	0.23%	0.23%	\$126M
BBL-TH	Bangkok Bank Public Compan...	10.58%	0.17%	0.17%	\$120M
PTTEP-TH	PTT Exploration & Production ..	7.69%	0.08%	-0.03%	\$25M
KBANK-TH	Kasikornbank Public Co. Ltd.	7.69%	0.07%	0.04%	\$101M
CPN-TH	Central Pattana Public Co. Ltd.	5.77%	0.09%	0.02%	\$139M
SCC-TH	Siam Cement Public Co. Ltd.	4.81%	0.03%	-0.08%	\$39M
MINT-TH	Minor International Public Co....	4.81%	0.03%	-0.02%	\$14M
TISCO-TH	TISCO Financial Group Public ..	3.85%	0.03%	0.03%	\$4M
PTTGC-TH	PTT Global Chemical Public Co..	2.88%	0.02%	-0.03%	\$2M
LH-TH	Land & Houses Public Co., Ltd.	2.88%	0.01%	-0.02%	\$3M
ITC.F-TH	i-Tail Corporation Public Com..	2.88%	0.02%	0.02%	\$16M
SPALI-TH	Supalai Public Co., Ltd.	1.92%	0.01%	0.01%	\$1M

Top Stock Holdings, %

Fund Name	Ticker	Stock Name	Weight (%)
BL - Equities Asia	Y92-SG	Thai Beverage Public ..	4.19%
Eastspring Investments - Asian Dynam..	BBL-TH	Bangkok Bank Public ..	3.99%
CompAM Fund - Cadence Strategic Asia	Y92-SG	Thai Beverage Public ..	3.97%
Allianz Intl. Invnt. Fds. - Total Return Asi..	CPALL-TH	CP All Public Co. Ltd.	3.72%
Allianz Global Investors Fund - Total Re..	CPALL-TH	CP All Public Co. Ltd.	3.72%
Allianz Global Investors Choice Fund - ..	CPALL-TH	CP All Public Co. Ltd.	3.55%
Meiji Yasuda Asset Meiji Yasuda Asia E..	JMT.F-TH	JMT Network Services..	3.42%
Man International ICVC - GLG Asia (ex J..	BDMS-TH	Bangkok Dusit Medica..	3.22%
Maple-Brown Abbott Funds Plc - Asia-E..	Y92-SG	Thai Beverage Public ..	3.16%
Man Funds plc - GLG Asia ex Japan Equ..	BDMS-TH	Bangkok Dusit Medica..	3.15%
BL - Equities Asia	CPALL-TH	CP All Public Co. Ltd.	3.11%
Matthews Pacific Tiger Fund	CPN-TH	Central Pattana Publi..	2.98%
Matthews Asia Funds - Pacific Tiger Fu..	CPN-TH	Central Pattana Publi..	2.84%
Man International ICVC - GLG Asia (ex J..	Y92-SG	Thai Beverage Public ..	2.77%
Mirae Asset Glob. Discovery Fd. - ESG Asi..	BDMS-TH	Bangkok Dusit Medica..	2.72%

Aggregate Sector Holdings, %



Top Sector Holdings, %

Fund Name	Sector	Weight (%)
BL - Equities Asia	Consumer Staples	9.43%
Eastspring Investments - Asian Dynam..	Financials	3.99%
CompAM Fund - Cadence Strategic Asia	Consumer Staples	3.97%
Fidelity Funds SICAV - Sustainable Asia..	Consumer Staples	3.84%
Fidelity Funds SICAV - Asian Equity Fun..	Consumer Staples	3.76%
Allianz Intl. Invnt. Fds. - Total Return Asi..	Consumer Staples	3.72%
Allianz Global Investors Fund - Total Re..	Consumer Staples	3.72%
Fidelity Invnt. Funds - Emerging Asia Fu..	Consumer Staples	3.61%
Allianz Global Investors Choice Fund - ..	Consumer Staples	3.55%
Nomura Asset Asia Attractive Div. Equit..	Energy	3.44%
Meiji Yasuda Asset Meiji Yasuda Asia E..	Industrials	3.42%
Man International ICVC - GLG Asia (ex J..	Health Care	3.22%
Maple-Brown Abbott Funds Plc - Asia-E..	Consumer Staples	3.16%
Man Funds plc - GLG Asia ex Japan Equ..	Health Care	3.15%
Matthews Pacific Tiger Fund	Real Estate	2.98%

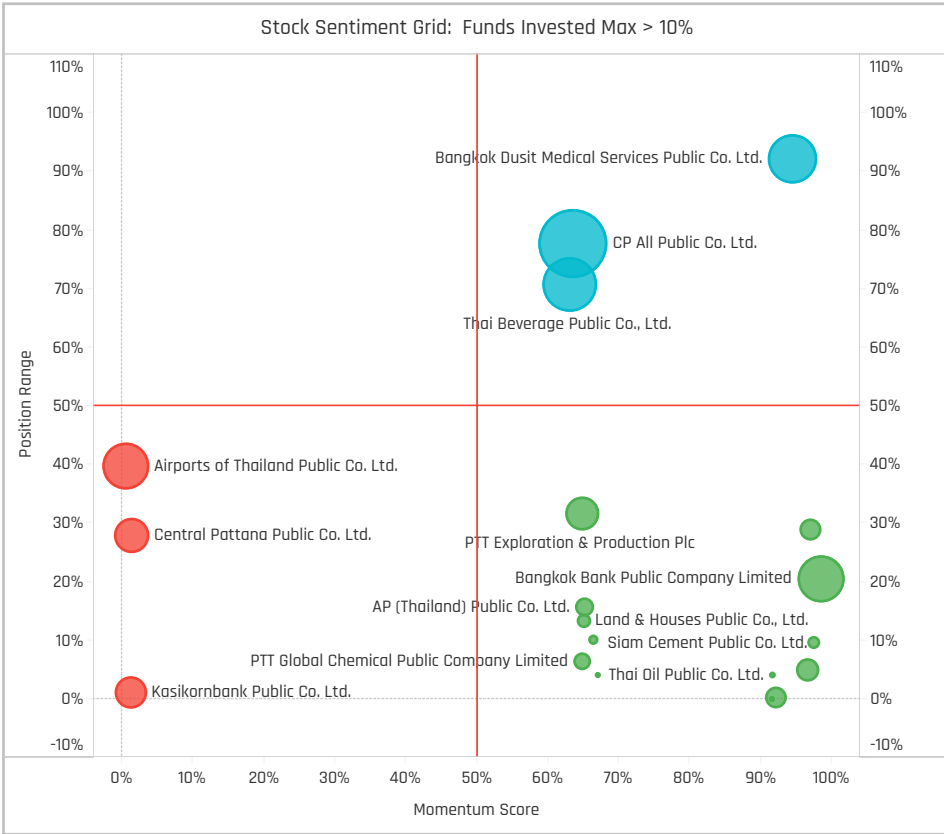
Top Stock Holdings, \$

Fund Name	Ticker	Stock Name	Value (\$)
Matthews Pacific Tiger Fund	CPN-TH	Central Pattana Public C..	\$117M
Fidelity Funds SICAV - Sustainable Asia..	CPALL-TH	CP All Public Co. Ltd.	\$88M
Hermes Invnt. Funds - Asia (ex-Japan) E..	BBL-TH	Bangkok Bank Public Co..	\$79M
Schroder ISF - Asian Opportunities	KBANK-TH	Kasikornbank Public Co. ..	\$76M
Fidelity Funds SICAV - Sustainable Asia..	Y92-SG	Thai Beverage Public Co...	\$61M
Fidelity Invnt. Funds - Asia Fund	CPALL-TH	CP All Public Co. Ltd.	\$59M
Hermes Invnt. Funds - Asia (ex-Japan) E..	AP-TH	AP (Thailand) Public Co. ..	\$33M
Allianz Global Investors Choice Fund - ..	CPALL-TH	CP All Public Co. Ltd.	\$32M
Fidelity Funds SICAV - Asian Special Sit..	CPALL-TH	CP All Public Co. Ltd.	\$30M
T Rowe Price New Asia Fund	SCC-TH	Siam Cement Public Co. ...	\$28M
BL - Equities Asia	Y92-SG	Thai Beverage Public Co...	\$25M
Fidelity Funds SICAV - Asian Equity Fun..	CPALL-TH	CP All Public Co. Ltd.	\$24M
BL - Equities Asia	CPALL-TH	CP All Public Co. Ltd.	\$19M
Allianz Global Investors Choice Fund - ..	KBANK-TH	Kasikornbank Public Co. ...	\$18M
Fidelity Funds SICAV - Asian Equity Fun..	Y92-SG	Thai Beverage Public Co...	\$16M

Largest Changes in Fund Weight, %

Fund Name	New or C..	Change
Meiji Yasuda Asset Meiji Yasuda..		3.93%
Mirae Asset Glob. Discovery Fd. - ..		1.41%
Mirae Asset Glob. Discovery Fd. - ..	New	0.70%
Nomura Asset Asia Attractive Di..		0.57%
Franklin Asian Equity Fund		0.48%
Morgan Stanley Invt. Fds. - Sust..		0.46%
JPMorgan Funds - Asia Growth ..	Close	-1.23%
JPMorgan Fund ICVC - Asia Gro..	Close	-1.25%
Baring AM (Japan) Asia Future ..		-1.41%
JPMorgan (Taiwan) Asia Domes..	Close	-1.42%
Goldman Sachs Funds III - Asia ..		-2.17%
SEB Fund 2 - Asia (ex-Japan) Fu..		-2.91%
SEB Asia (ex-Japan) Fund		-3.01%

Ave Wgt Δ	Funds Invested Δ	Fund Flows, \$	Av Wgt vs AAXJ Δ	Funds O/W % Δ
-0.10%	-0.96%	\$1M	0.04%	-4.81%



Aggregate Stock Holdings Changes

Ticker	Stock Name	Funds Invested % Δ	Average Weight Δ	Fund Flows, \$
SPALI-TH	Supalai Public Co., Ltd.	1.92%	0.01%	\$1M
MINT-TH	Minor International Public Co., ..	1.92%	0.01%	\$9M
BBL-TH	Bangkok Bank Public Company..	1.92%	0.02%	\$16M
WHA-TH	WHA Corporation Public Comp..	0.96%	0.01%	\$3M
TTB-TH	TMBThanachart Bank Public Co..	0.96%	0.00%	\$0M
TOA-TH	TOA Point (Thailand) Public Co..	0.96%	0.02%	\$14M
STA-TH	Sri Trang Agro-Industry Public ..	0.96%	0.01%	\$0M
M.R-TH	MK Restaurant Group PCL NVD..	-1.92%	0.00%	(\$1M)
IVL-TH	Indorama Ventures Public Co. ..	-1.92%	-0.02%	(\$3M)
KBANK-TH	Kasikornbank Public Co. Ltd.	-2.88%	-0.04%	\$3M
CPN-TH	Central Pattana Public Co. Ltd.	-2.88%	-0.03%	(\$12M)
MINT.W7-TH	Minor International Public Co L..	-2.88%	0.00%	\$0M
CRC.R-TH	Central Retail Corporation Pub..	-2.88%	-0.04%	(\$9M)
AOT-TH	Airports of Thailand Public Co. ..	-3.85%	-0.06%	(\$47M)

Largest Fund Flows, \$

Fund Name	New or Cl..	Flow
BL - Equities Asia		\$30M
Fidelity Funds SICAV - Sustaina..		\$23M
T Rowe Price New Asia Fund		\$7M
Schroder ISF - Asian Opportunit..		\$6M
Mirae Asset Glob. Discovery Fd. - ..		\$3M
Meiji Yasuda Asset Meiji Yasud..		\$3M
Fidelity Funds SICAV - Asian Eq..		\$2M
SEB Asia (ex-Japan) Fund		(\$6M)
iShares Tr. - MSCI All Country A..		(\$6M)
FTIF SICAV - Asian Growth Fund		(\$8M)
JPMorgan Fund ICVC - Asia Gro..	Close	(\$9M)
Fidelity Invt. Funds - Asia Fund		(\$11M)
BNP Paribas Funds - Asia ex-Ja..		(\$12M)
JPMorgan Funds - Asia Growth ..	Close	(\$14M)

Largest Fund Level Changes in Stock Weight, %

Fund Name	Stock Name	New ..	Change
Meiji Yasuda Asset Meiji Yasuda A..	JMT Network Services Pu..	New	3.42%
BL - Equities Asia	TOA Point (Thailand) Publ..	New	2.33%
BL - Equities Asia	Osotspa Public Co. Ltd.(Al..	New	2.12%
Invesco Funds - Asia Opportunitie..	Bangkok Bank Public Co..	New	1.63%
Mirae Asset Glob. Discovery Fd. - ES..	Bangkok Dusit Medical S..		1.57%
Meiji Yasuda Asset Meiji Yasuda A..	Asian Sea Corp. Public Co..	New	1.38%
Mirae Asset Glob. Discovery Fd. - ES..	CP All Public Co. Ltd.	New	1.21%
Invesco Funds - Asia Opportunitie..	Kasikornbank Public Co. L..	Close	-1.25%
Goldman Sachs Funds III - Asia Eq..	Airports of Thailand Publi..		-1.31%
Mirae Asset Glob. Discovery Fd. - ES..	Kasikornbank Public Co. L..	Close	-1.37%
JPMorgan (Taiwan) Asia Domestic ..	Airports of Thailand Publi..	Close	-1.42%
SEB Asia (ex-Japan) Fund	Central Retail Corporatio..	Close	-1.55%
SEB Fund 2 - Asia (ex-Japan) Fund	Central Retail Corporatio..	Close	-1.58%
BNP Paribas Funds - Asia ex-Japa..	Central Pattana Public C..	Close	-1.80%

Aggregate Country Holding Changes

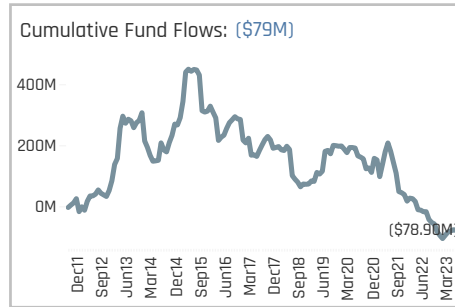
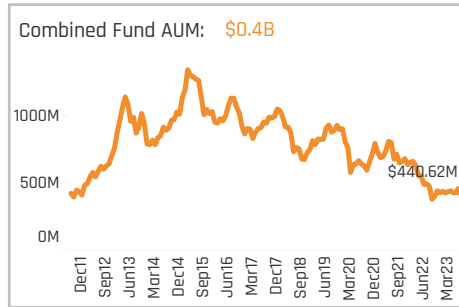
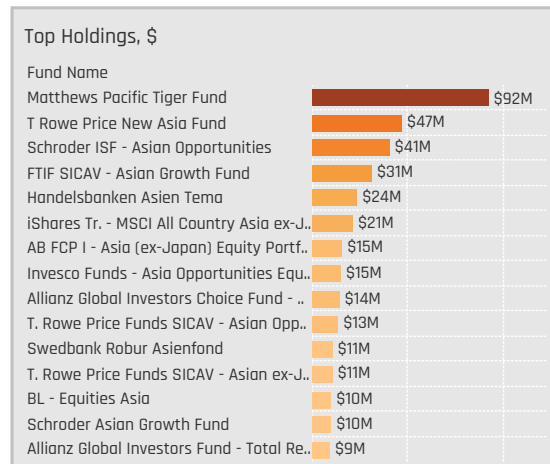
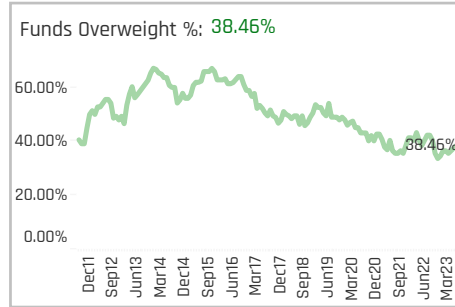
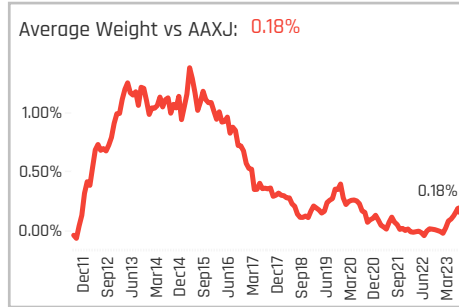
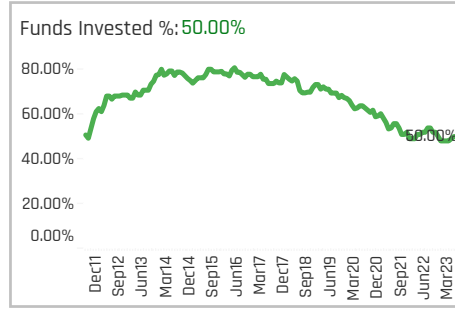
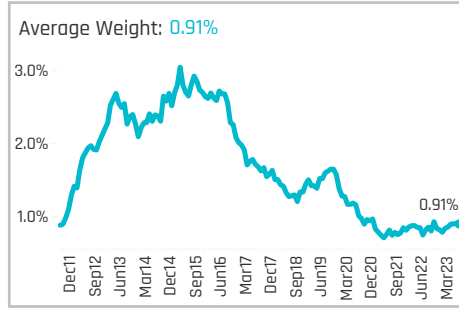
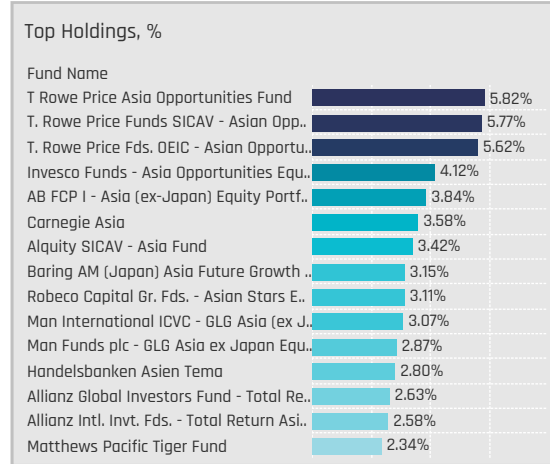
Sector	Change	Flow
Consumer Staples	2.88% -0.03%	\$9M
Materials	0.96%	\$28M
Information Technology	0.96%	(\$1M)
Communication Services	0.96%	\$4M
Real Estate	0.96%	(\$8M)
Utilities	0.00%	(\$1M)
Health Care	0.00%	\$4M
Energy	0.00%	\$0M
Consumer Discretionary	-0.95%	(\$7M)
Financials	-1.92%	\$19M
Industrials	-3.85%	(\$46M)

Largest Changes in Fund Country Weight, %

Fund Name	New o..	Sector	Change
Meiji Yasuda Asset Meiji Yasuda Asi..	New	Industrials	3.42%
BL - Equities Asia	New	Materials	2.33%
Mirae Asset Glob. Discovery Fd. - ESG ..		Health Care	1.57%
Meiji Yasuda Asset Meiji Yasuda Asi..	New	Consumer Staples	1.38%
Mirae Asset Glob. Discovery Fd. - ESG ..	New	Consumer Staples	1.21%
T Rowe Price New Asia Fund	New	Materials	1.01%
T. Rowe Price Funds SICAV - Asian e..	New	Materials	0.99%
JPMorgan Funds - Asia Growth Fund	Close	Industrials	-1.23%
JPMorgan Fund ICVC - Asia Growth ..	Close	Industrials	-1.25%
Goldman Sachs Funds III - Asia Equi..		Industrials	-1.31%
Mirae Asset Glob. Discovery Fd. - ESG ..	Close	Financials	-1.37%
JPMorgan (Taiwan) Asia Domestic O..	Close	Industrials	-1.42%
SEB Asia (ex-Japan) Fund		Consumer Discretionary	-1.72%
SEB Fund 2 - Asia (ex-Japan) Fund	Close	Consumer Discretionary	-1.81%

Largest Fund Level Stock Inflows/Outflows, \$

Fund Name	Stock Name	New..	Flow
T Rowe Price New Asia Fund	Siam Cement Public Co. ..	New	\$27M
Fidelity Funds SICAV - Sustainable ..	CP All Public Co. Ltd.		\$16M
BL - Equities Asia	TOA Point (Thailand) Publ..	New	\$14M
BL - Equities Asia	Osotspa Public Co. Ltd.(Al..	New	\$13M
FTIF SICAV - Asian Growth Fund	Minor International Publi..	New	\$8M
Fidelity Funds SICAV - Sustainable ..	Thai Beverage Public Co., ..		\$7M
Hermes Invt. Funds - Asia (ex-Japa..	Bangkok Bank Public Co..		\$7M
Hermes Invt. Funds - Asia (ex-Japa..	AP (Thailand) Public Co. L..		(\$5M)
JPMorgan Fund ICVC - Asia Growth..	Airports of Thailand Publi..	Close	(\$9M)
BNP Paribas Funds - Asia ex-Japan..	Central Pattana Public C..	Close	(\$11M)
Fidelity Invt. Funds - Asia Fund	Airports of Thailand Publi..	Close	(\$11M)
JPMorgan Funds - Asia Growth Fund	Airports of Thailand Publi..	Close	(\$14M)
FTIF SICAV - Asian Growth Fund	Siam Cement Public Co. ..	Close	(\$16M)
T Rowe Price New Asia Fund	CP All Public Co. Ltd.		(\$21M)

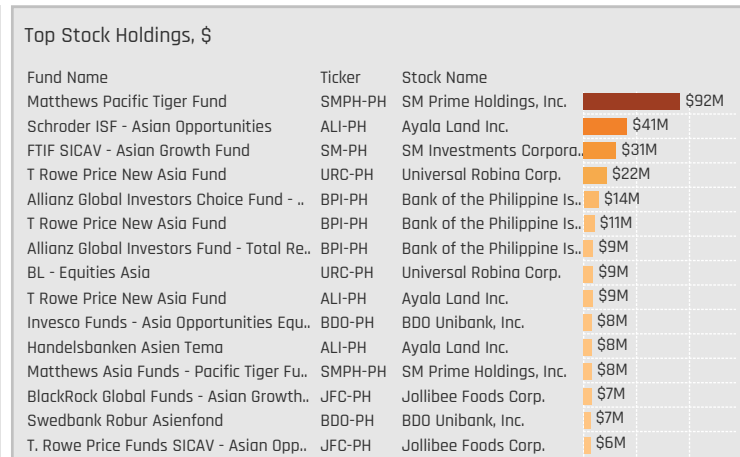
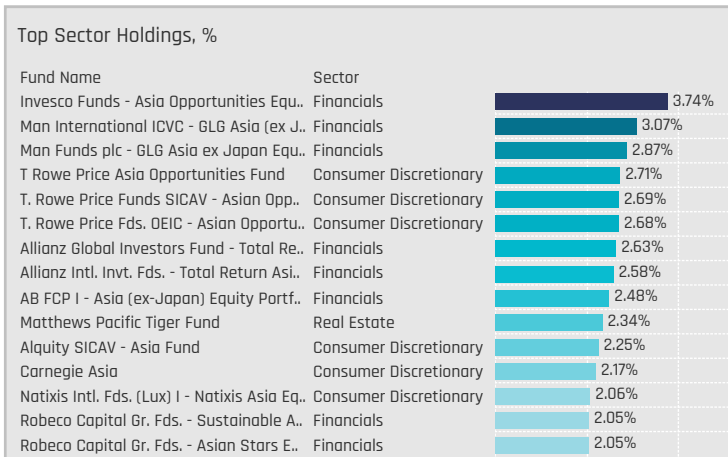
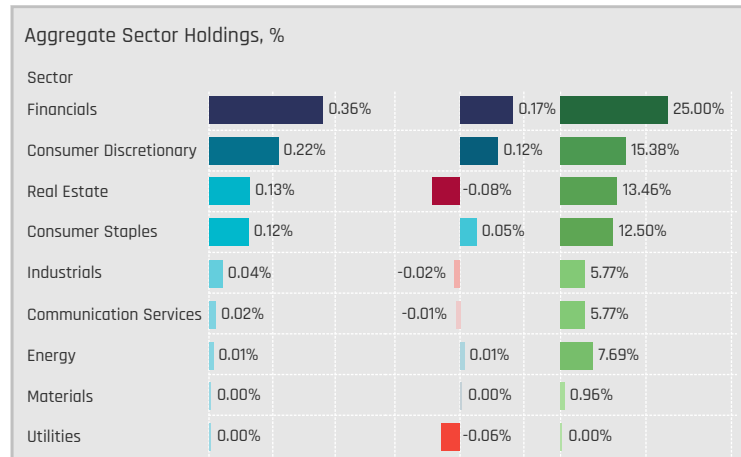


Aggregate Stock Holdings Data, Ranked by Most Widely Held.

Ticker	Stock Name	Funds Invested %	Average Weight	Vs Benchmark	Fund AUM, \$
BDO-PH	BDO Unibank, Inc.	14.42%	0.18%	0.08%	\$38M
BPI-PH	Bank of the Philippine Islands	9.62%	0.15%	0.09%	\$54M
JFC-PH	Jollibee Foods Corp.	7.69%	0.13%	0.10%	\$22M
ACEN-PH	AC Energy Corp.	7.69%	0.01%	0.01%	\$7M
ALI-PH	Ayala Land Inc.	6.73%	0.05%	-0.01%	\$71M
SM-PH	SM Investments Corporation	5.77%	0.06%	0.00%	\$42M
URC-PH	Universal Robina Corp.	4.81%	0.06%	0.02%	\$39M
SMPH-PH	SM Prime Holdings, Inc.	4.81%	0.05%	-0.05%	\$108M
ICT-PH	International Container Termi..	4.81%	0.03%	-0.03%	\$6M
SEVN-PH	Philippine Seven Corporation	3.85%	0.05%	0.05%	\$7M
MBT-PH	Metropolitan Bank & Trust Co.	2.88%	0.03%	-0.01%	\$7M
GLO-PH	Globe Telecom Inc.	2.88%	0.01%	0.01%	\$5M
CNVRG-PH	Converge Information & Com..	2.88%	0.01%	0.01%	\$13M
RFM-PH	RFM Corp.	1.92%	0.00%	0.00%	\$5M
BLOOM-PH	Bloomerry Resorts Corporati..	1.92%	0.02%	0.02%	\$3M

Top Stock Holdings, %

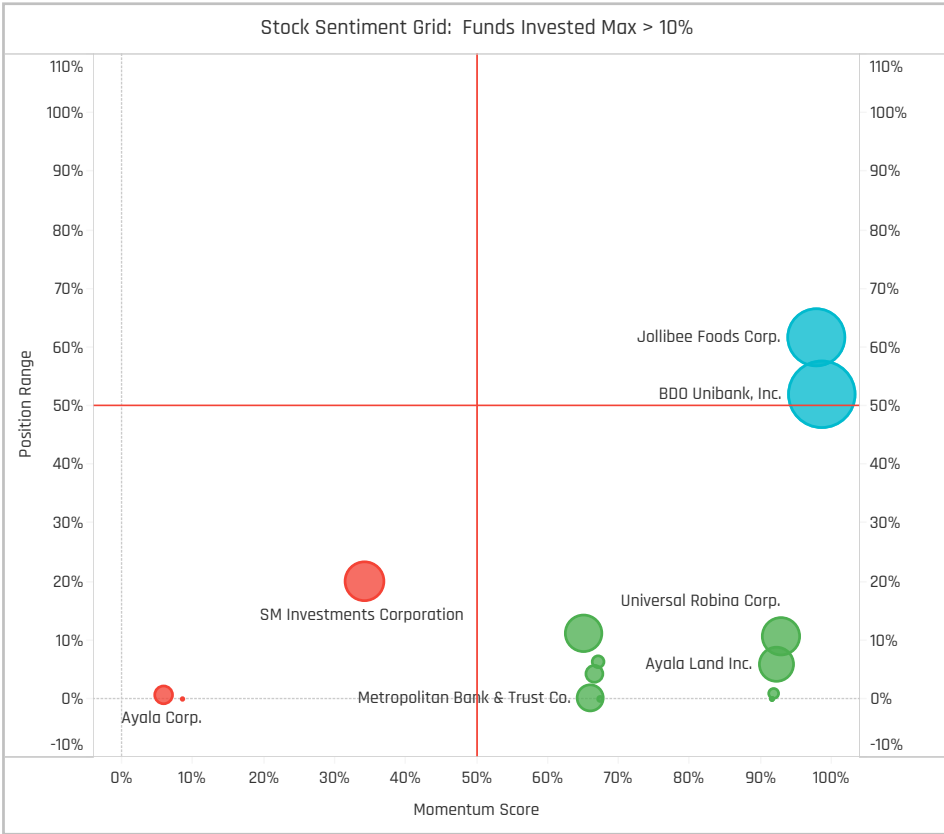
Fund Name	Ticker	Stock Name	Percentage
Man International ICVC - GLG Asia (ex J..	BDO-PH	BDO Unibank, Inc.	3.07%
Man Funds plc - GLG Asia ex Japan Equ..	BDO-PH	BDO Unibank, Inc.	2.87%
T Rowe Price Asia Opportunities Fund	JFC-PH	Jollibee Foods Corp.	2.71%
T. Rowe Price Funds SICAV - Asian Opp..	JFC-PH	Jollibee Foods Corp.	2.69%
T. Rowe Price Fds. OEIC - Asian Opportu..	JFC-PH	Jollibee Foods Corp.	2.68%
Allianz Global Investors Fund - Total Re..	BPI-PH	Bank of the Philippine..	2.63%
Allianz Intl. Inv. Fds. - Total Return Asi..	BPI-PH	Bank of the Philippine..	2.58%
Matthews Pacific Tiger Fund	SMPH-PH	SM Prime Holdings, Inc.	2.34%
Alquity SICAV - Asia Fund	SM-PH	SM Investments Corp..	2.25%
Carnegie Asia	JFC-PH	Jollibee Foods Corp.	2.17%
Invesco Funds - Asia Opportunities Equ..	BDO-PH	BDO Unibank, Inc.	2.12%
Natixis Intl. Fds. (Lux) I - Natixis Asia Eq..	JFC-PH	Jollibee Foods Corp.	2.06%
Robeco Capital Gr. Fds. - Sustainable A..	BPI-PH	Bank of the Philippine..	2.05%
Robeco Capital Gr. Fds. - Asian Stars E..	BPI-PH	Bank of the Philippine..	2.05%
Matthews Asia Funds - Pacific Tiger Fu..	SMPH-PH	SM Prime Holdings, Inc.	1.98%



Largest Changes in Fund Weight, %

Fund Name	New or C..	Change
Invesco Funds - Asia Opportuniti..		2.15%
T. Rowe Price Funds SICAV - Asi..		1.48%
T Rowe Price Asia Opportunities ..		1.23%
BlackRock Global Funds - Asian ..	New	1.08%
BlackRock Global Funds - Asian ..	New	1.08%
T. Rowe Price Fds. OEIC - Asian O..		0.95%
LO Funds - Asia High Conviction	New	0.85%
Carnegie Asia		0.75%
T Rowe Price New Asia Fund		-0.18%
T. Rowe Price Funds SICAV - Asi..		-0.18%
Value Partners Ireland Fund Plc ..		-0.19%
BL - Equities Asia		-0.22%
Schroder Asian Growth Fund		-0.25%
Nikko AM Global Umbrella Fund ..		-0.26%
AB FCP I - Asia (ex-Japan) Equit..		-0.36%

Ave Wgt Δ	Funds Invested Δ	Fund Flows, \$	Av Wgt vs AAXJ Δ	Funds O/W % Δ
0.11%	1.92%	\$26M	0.20%	1.92%



Aggregate Stock Holdings Changes

Ticker	Stock Name	Funds Invested % Δ	Average Weight Δ	Fund Flows, \$
BDO-PH	BDO Unibank, Inc.	2.88%	0.05%	\$7M
BPI-PH	Bank of the Philippine Islands	1.92%	0.04%	\$8M
JFC-PH	Jollibee Foods Corp.	0.96%	0.04%	\$5M
BLOOM-PH	Bloomberry Resorts Corporati..	0.96%	0.01%	(\$1M)
X-PH	Xurpas Inc	0.00%	0.00%	
WLCON-PH	Wilcon Depot, Inc.	0.00%	0.00%	\$0M
VLL-PH	Vista Land & Lifescapes, Inc.	0.00%	0.00%	
ACEN-PH	AC Energy Corp.	0.00%	-0.01%	(\$1M)
ABSP-PH	ABS-CBN Holdings Corporation..	0.00%	0.00%	
ABS-PH	ABS-CBN Corporation	0.00%	0.00%	
SM-PH	SM Investments Corporation	-0.96%	0.00%	\$1M
MPI-PH	Metro Pacific Investments Cor..	-0.96%	0.00%	(\$2M)
GTAP-PH	GT Capital Holdings, Inc.	-0.96%	0.00%	\$0M
AC-PH	Ayala Corp.	-0.96%	-0.01%	(\$1M)

Largest Fund Flows, \$

Fund Name	New or Cl..	Flow
Schroder ISF - Asian Opportuniti..		\$13M
BlackRock Global Funds - Asian ..	New	\$7M
Invesco Funds - Asia Opportuniti..		\$5M
LO Funds - Asia High Conviction	New	\$4M
FTIF SICAV - Asian Growth Fund		\$2M
Swedbank Robur Asienfond		\$1M
Sydinvest Fjernosten		\$1M
Eastspring Investments - Asian..		(\$1M)
Baring International Umbrella F..		(\$1M)
Fidelity Invt. Funds - Asia Fund		(\$1M)
T Rowe Price Asia Opportuniti..		(\$1M)
Natixis Intl. Fds. (Lux) I - Natixis..		(\$1M)
T Rowe Price New Asia Fund		(\$1M)
iShares Tr. - MSCI All Country A..		(\$5M)

Largest Fund Level Changes in Stock Weight, %

Fund Name	Stock Name	New ..	Change
Invesco Funds - Asia Opportunities..	Bank of the Philippine Isl..	New	1.53%
Baring International Umbrella Fun..	Bloomberry Resorts Corp..	New	1.42%
BlackRock Global Funds - Asian Gr..	Jollibee Foods Corp.	New	1.08%
LO Funds - Asia High Conviction	BDO Unibank, Inc.	New	0.85%
Sydinvest Fjernosten	Bank of the Philippine Isl..	New	0.82%
T Rowe Price Asia Opportunities F..	Jollibee Foods Corp.		0.70%
T. Rowe Price Funds SICAV - Asian ..	Jollibee Foods Corp.		0.69%
Schroder Asian Growth Fund	Converge Information & ..		-0.23%
Nikko AM Global Umbrella Fund - A..	AC Energy Corp.		-0.25%
AB FCP I - Asia (ex-Japan) Equity ..	Ayala Corp.	Close	-0.45%
Baring International Umbrella Fun..	SM Investments Corpora..	Close	-0.51%
AB FCP I - Asia (ex-Japan) Equity ..	Metro Pacific Investmen..	Close	-0.52%
Sydinvest Fjernosten	Bloomberry Resorts Corp..		-0.54%
Baring International Umbrella Fun..	International Container T..	Close	-0.93%

Aggregate Country Holding Changes

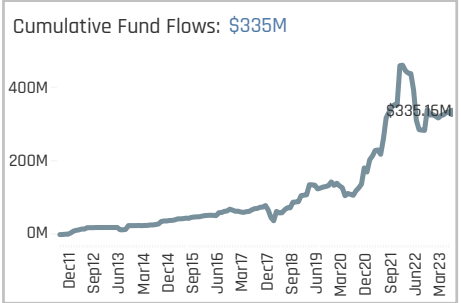
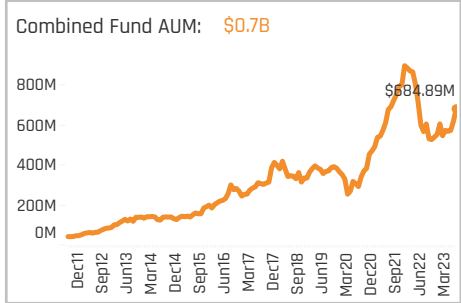
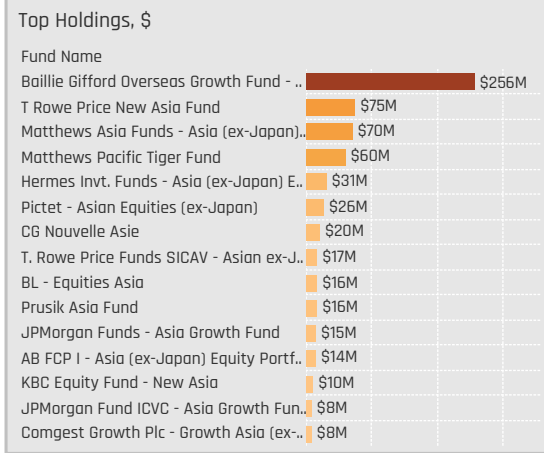
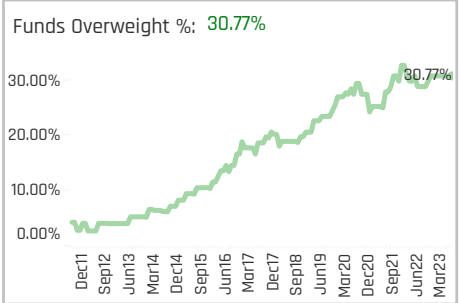
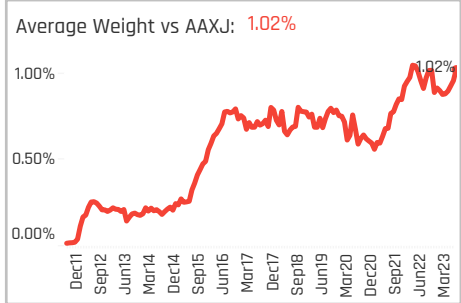
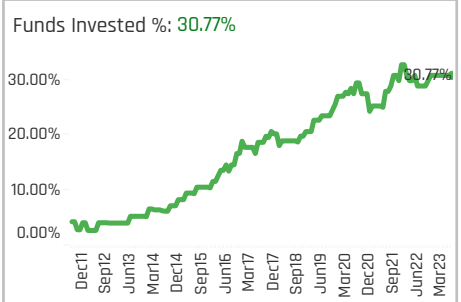
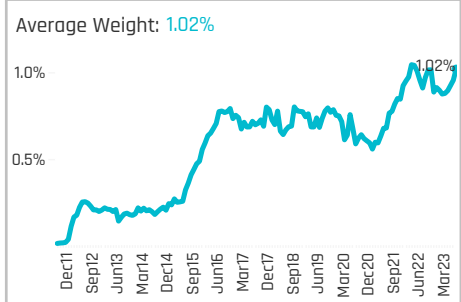
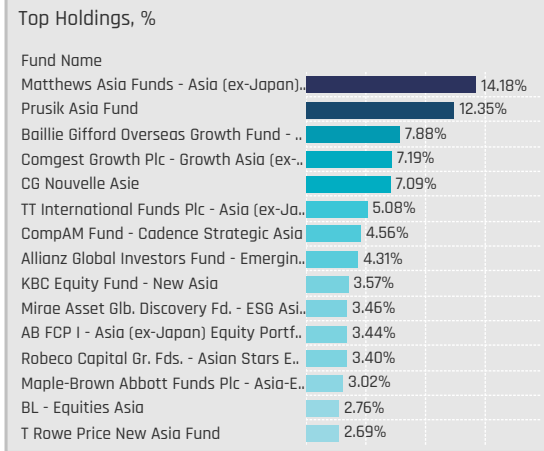
Sector	Change	Flow
Financials	2.88%	\$14M
Real Estate	-0.01%	\$12M
Multi	0.00%	
Materials	0.00%	\$0M
Information Technology	0.00%	
Industrials	0.00%	(\$1M)
Energy	-0.01%	(\$1M)
Consumer Staples	0.01%	\$2M
Consumer Discretionary	0.04%	\$6M
Communication Services	-0.01%	(\$4M)
Utilities	-0.96%	(\$2M)

Largest Changes in Fund Country Weight, %

Fund Name	New o..	Sector	Change
Invesco Funds - Asia Opportunities ..		Financials	2.08%
BlackRock Global Funds - Asian Gro..	New	Consumer Discretionary	1.08%
Baring International Umbrella Fund ..		Consumer Discretionary	0.91%
LO Funds - Asia High Conviction	New	Financials	0.85%
Sydinvest Fjernosten	New	Financials	0.82%
T Rowe Price Asia Opportuniti..		Consumer Discretionary	0.70%
T. Rowe Price Funds SICAV - Asian O..		Consumer Discretionary	0.69%
T. Rowe Price Funds SICAV - Asian e..		Communication Services	-0.23%
Schroder Asian Growth Fund		Communication Services	-0.23%
Nikko AM Global Umbrella Fund - Asi..		Energy	-0.25%
AB FCP I - Asia (ex-Japan) Equity Pa..		Real Estate	-0.48%
AB FCP I - Asia (ex-Japan) Equity Pa..	Close	Utilities	-0.52%
Sydinvest Fjernosten		Consumer Discretionary	-0.54%
Baring International Umbrella Fund ..	Close	Industrials	-0.93%

Largest Fund Level Stock Inflows/Outflows, \$

Fund Name	Stock Name	New..	Flow
Schroder ISF - Asian Opportunities	Ayala Land Inc.		\$13M
BlackRock Global Funds - Asian Gro..	Jollibee Foods Corp.	New	\$7M
Invesco Funds - Asia Opportuniti..	Bank of the Philippine Isl..	New	\$5M
LO Funds - Asia High Conviction	BDO Unibank, Inc.	New	\$4M
Sydinvest Fjernosten	Bank of the Philippine Isl..	New	\$2M
FTIF SICAV - Asian Growth Fund	SM Investments Corpora..		\$2M
AB FCP I - Asia (ex-Japan) Equity P..	BDO Unibank, Inc.	New	\$2M
Baring International Umbrella Fund..	SM Investments Corpora..	Close	(\$1M)
Natixis Intl. Fds. (Lux) I - Natixis Asi..	Jollibee Foods Corp.		(\$1M)
AB FCP I - Asia (ex-Japan) Equity P..	Ayala Corp.	Close	(\$1M)
Baring International Umbrella Fund..	International Container T..	Close	(\$1M)
AB FCP I - Asia (ex-Japan) Equity P..	Metro Pacific Investmen..	Close	(\$2M)
Sydinvest Fjernosten	Bloomberry Resorts Corp..		(\$2M)
T Rowe Price New Asia Fund	Converge Information & ..		(\$2M)

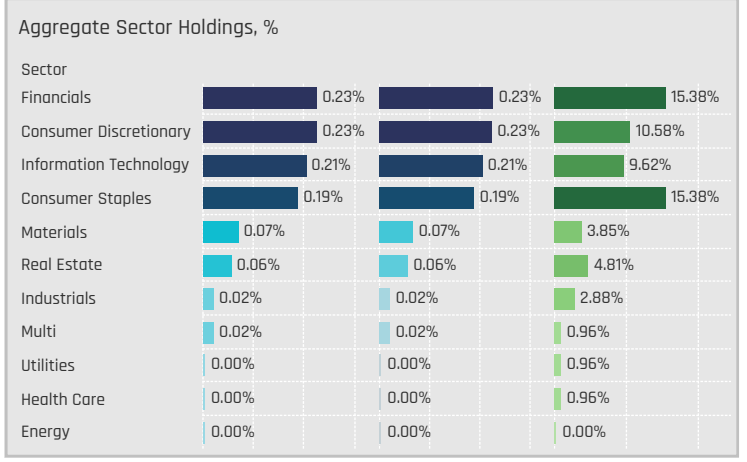


Aggregate Stock Holdings Data, Ranked by Most Widely Held.

Ticker	Stock Name	Funds Invested %	Average Weight	Vs Benchmark	Fund AUM, \$
VNM-VN	Vietnam Dairy Products Corp.	9.62%	0.13%	0.13%	\$120M
FPT-VN	FPT Corp.	9.62%	0.21%	0.21%	\$41M
MWG-VN	Mobile World Investment Corp	8.65%	0.15%	0.15%	\$36M
TCB-VN	Vietnam Technological & Com..	6.73%	0.04%	0.04%	\$17M
VCB-VN	Joint Stock Commercial Bank ..	5.77%	0.05%	0.05%	\$69M
MBB-VN	Military Commercial Joint Sto..	4.81%	0.05%	0.05%	\$43M
MSN-VN	Masan Group Corporation	3.85%	0.04%	0.04%	\$13M
HPG-VN	Hoa Phat Group JSC	3.85%	0.07%	0.07%	\$102M
VHM-VN	Vinhomes JSC	2.88%	0.02%	0.02%	\$9M
PNJ-VN	Phu Nhuan Jewelry JSC	2.88%	0.07%	0.07%	\$17M
VRE-VN	Vincom Retail JSC	1.92%	0.01%	0.01%	\$2M
VPB-VN	Vietnam Prosperity Joint-Sto..	1.92%	0.02%	0.02%	\$20M
VIC-VN	Vingroup Joint Stock Company	1.92%	0.00%	0.00%	\$1M
SAB-VN	Saigon Beer Alcohol Beverage..	1.92%	0.01%	0.01%	\$1M
NLG-VN	Nam Long Investment Corp.	1.92%	0.03%	0.03%	\$12M

Top Stock Holdings, %

Fund Name	Ticker	Stock Name	Percentage
CompAM Fund - Cadence Strategic Asia	FPT-VN	FPT Corp.	4.56%
Prusik Asia Fund	PNJ-VN	Phu Nhuan Jewelry J..	3.99%
Allianz Global Investors Fund - Emergen..	MWG-VN	Mobile World Investm..	3.71%
Prusik Asia Fund	MWG-VN	Mobile World Investm..	3.42%
Robeco Capital Gr. Fds. - Asian Stars E..	FPT-VN	FPT Corp.	3.40%
Comgest Growth Plc - Growth Asia (ex-..	MWG-VN	Mobile World Investm..	3.08%
Matthews Asia Funds - Asia (ex-Japan) ..	FPT-VN	FPT Corp.	3.06%
CG Nouvelle Asie	MWG-VN	Mobile World Investm..	3.02%
Maple-Brown Abbott Funds Plc - Asia-E..	VNM-VN	Vietnam Dairy Product..	3.02%
Prusik Asia Fund	MSN-VN	Masan Group Corpora..	2.84%
BL - Equities Asia	VNM-VN	Vietnam Dairy Product..	2.76%
Matthews Asia Funds - Asia (ex-Japan) ..	ACB-VN	Asia Commercial Joint..	2.62%
Comgest Growth Plc - Growth Asia (ex-..	FPT-VN	FPT Corp.	2.55%
CG Nouvelle Asie	FPT-VN	FPT Corp.	2.49%
Mirae Asset Glob. Discovery Fd. - ESG Asi..	HPG-VN	Hoa Phat Group JSC	2.42%



Top Sector Holdings, %

Fund Name	Sector	Percentage
Prusik Asia Fund	Consumer Discretionary	7.41%
CompAM Fund - Cadence Strategic Asia	Information Technology	4.56%
Matthews Asia Funds - Asia (ex-Japan) ..	Financials	3.89%
Matthews Asia Funds - Asia (ex-Japan) ..	Consumer Discretionary	3.71%
Allianz Global Investors Fund - Emergen..	Consumer Discretionary	3.71%
Baillie Gifford Overseas Growth Fund - ..	Financials	3.47%
Robeco Capital Gr. Fds. - Asian Stars E..	Information Technology	3.40%
TT International Funds Plc - Asia (ex-Ja..	Financials	3.12%
Comgest Growth Plc - Growth Asia (ex-..	Consumer Discretionary	3.08%
Matthews Asia Funds - Asia (ex-Japan) ..	Information Technology	3.06%
CG Nouvelle Asie	Consumer Discretionary	3.02%
Maple-Brown Abbott Funds Plc - Asia-E..	Consumer Staples	3.02%
Prusik Asia Fund	Consumer Staples	2.84%
BL - Equities Asia	Consumer Staples	2.76%
Comgest Growth Plc - Growth Asia (ex-..	Information Technology	2.55%

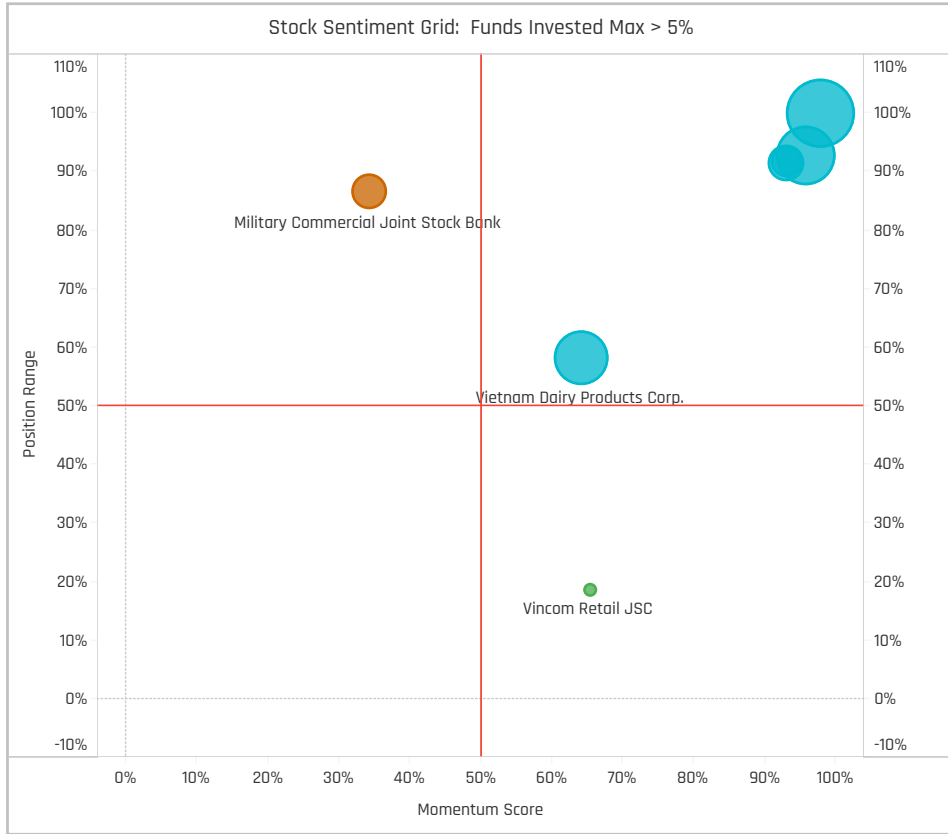
Top Stock Holdings, \$

Fund Name	Ticker	Stock Name	Amount
Baillie Gifford Overseas Growth Fund - ..	VEIL-GB	Vietnam Enterprise Inve..	\$76M
Matthews Pacific Tiger Fund	VNM-VN	Vietnam Dairy Products ..	\$60M
Baillie Gifford Overseas Growth Fund - ..	HDB-VN	Ho Chi Minh City Develo..	\$49M
T Rowe Price New Asia Fund	HPG-VN	Hoa Phat Group JSC	\$49M
Baillie Gifford Overseas Growth Fund - ..	HPG-VN	Hoa Phat Group JSC	\$37M
Baillie Gifford Overseas Growth Fund - ..	MBB-VN	Military Commercial Joi..	\$34M
Hermes Inv. Funds - Asia (ex-Japan) E..	VNM-VN	Vietnam Dairy Products ..	\$31M
Pictet - Asian Equities (ex-Japan)	VCB-VN	Joint Stock Commercial ..	\$26M
T Rowe Price New Asia Fund	VCB-VN	Joint Stock Commercial ..	\$20M
BL - Equities Asia	VNM-VN	Vietnam Dairy Products ..	\$16M
Baillie Gifford Overseas Growth Fund - ..	VCB-VN	Joint Stock Commercial ..	\$16M
Matthews Asia Funds - Asia (ex-Japan) ..	FPT-VN	FPT Corp.	\$15M
Baillie Gifford Overseas Growth Fund - ..	VGC-VN	Viglacera Corp.	\$14M
Baillie Gifford Overseas Growth Fund - ..	VPB-VN	Vietnam Prosperity Join..	\$14M
Matthews Asia Funds - Asia (ex-Japan) ..	ACB-VN	Asia Commercial Joint S..	\$13M

Largest Changes in Fund Weight, %

Fund Name	New or C..	Change
Matthews Asia Funds - Asia (ex-..		2.01%
Mirae Asset Glb. Discovery Fd. - ..		1.68%
CG Nouvelle Asie		1.46%
Comgest Growth Plc - Growth A..		1.27%
TT International Funds Plc - Asia..		1.23%
T Rowe Price New Asia Fund		1.05%
T. Rowe Price Funds SICAV - Asi..		0.98%
Fidelity Funds SICAV - Asian Equ..		0.00%
Baring International Umbrella F..		0.00%
Maple-Brown Abbott Funds Plc - ..		-0.06%
Baring AM (Japan) Asia Future ..		-0.11%
Hermes Inv. Funds - Asia (ex-Ja..		-0.16%
Prusik Asia Fund		-0.44%
Mirae Asset Glb. Discovery Fd. - ..		-1.31%

Ave Wgt Δ	Funds Invested Δ	Fund Flows, \$	Av Wgt vs AAXJ Δ	Funds O/W % Δ
0.12%	0.00%	\$10M	0.12%	0.00%



Aggregate Stock Holdings Changes

Ticker	Stock Name	Funds Invested % Δ	Average Weight Δ	Fund Flows, \$
FPT-VN	FPT Corp.	0.96%	0.04%	\$2M
TLG-VN	Thien Long Group Corp.	0.96%	0.00%	\$0M
SSI-VN	SSI Securities Corp.	0.96%	0.01%	\$1M
TCB-VN	Vietnam Technological & Com..	0.96%	0.00%	\$5M
MWG-VN	Mobile World Investment Corp	0.96%	0.04%	\$5M
YEG-VN	Yeah1 Group Corp.	0.00%	0.00%	
VSH-VN	Vinh Son-Song Hinh Hydropow..	0.00%	0.00%	\$0M
BMP-VN	Binh Minh Plastics JSC	0.00%	0.00%	\$0M
BID-VN	Joint Stock Commercial Bank f..	0.00%	0.00%	\$0M
BHN-VN	Hanoi Beer Alcohol and Bever..	0.00%	0.00%	\$0M
AGR-VN	AgriBank Securities JSC	0.00%	0.00%	\$0M
ACB-VN	Asia Commercial Joint Stock B..	0.00%	0.01%	(\$1M)
116461-LU	Vietnam Resource Investment..	0.00%	0.00%	
MBB-VN	Military Commercial Joint Stoc..	-0.96%	0.00%	(\$2M)

Largest Fund Flows, \$

Fund Name	New or Cl..	Flow
T Rowe Price New Asia Fund		\$12M
JPMorgan Funds - Asia Growth ..		\$4M
T. Rowe Price Funds SICAV - Asi..		\$3M
Mirae Asset Glb. Discovery Fd. - ..		\$2M
CG Nouvelle Asie		\$1M
JPMorgan Fund ICVC - Asia Gro..		\$1M
AB FCP I - Asia (ex-Japan) Equi..		\$0M
Alquity SICAV - Asia Fund		\$0M
Allianz Global Investors Fund - ..		\$0M
TT International Funds Plc - Asi..		\$0M
Handelsbanken Asien Tema		\$0M
Mirae Asset Glb. Discovery Fd. - ..		(\$2M)
Hermes Inv. Funds - Asia (ex-J..		(\$3M)
Baillie Gifford Overseas Growth ..		(\$9M)

Largest Fund Level Changes in Stock Weight, %

Fund Name	Stock Name	New ..	Change
T Rowe Price New Asia Fund	Hoa Phat Group JSC		1.09%
T. Rowe Price Funds SICAV - Asian ..	Hoa Phat Group JSC		1.07%
TT International Funds Plc - Asia (e..	Asia Commercial Joint St..	New	1.04%
CG Nouvelle Asie	Mobile World Investment..		1.04%
Comgest Growth Plc - Growth Asia..	Mobile World Investment..		0.99%
Mirae Asset Glb. Discovery Fd. - ES..	SSI Securities Corp.	New	0.93%
AB FCP I - Asia (ex-Japan) Equity ..	Vinhomes JSC		0.88%
AB FCP I - Asia (ex-Japan) Equity ..	Asia Commercial Joint St..	Close	-0.34%
CG Nouvelle Asie	Vietnam Dairy Products C..		-0.39%
Comgest Growth Plc - Growth Asia..	Vietnam Dairy Products C..		-0.48%
Prusik Asia Fund	Phu Nhuan Jewelry JSC		-0.49%
Prusik Asia Fund	Masan Group Corporation		-0.56%
Mirae Asset Glb. Discovery Fd. - ES..	Phu Nhuan Jewelry JSC		-0.61%
Mirae Asset Glb. Discovery Fd. - ES..	Vietnam Technological & ..		-0.70%

Aggregate Country Holding Changes

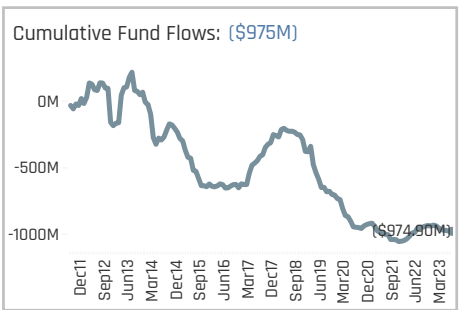
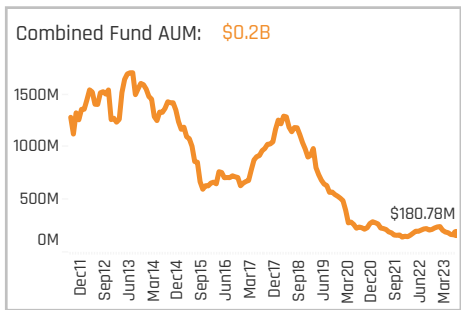
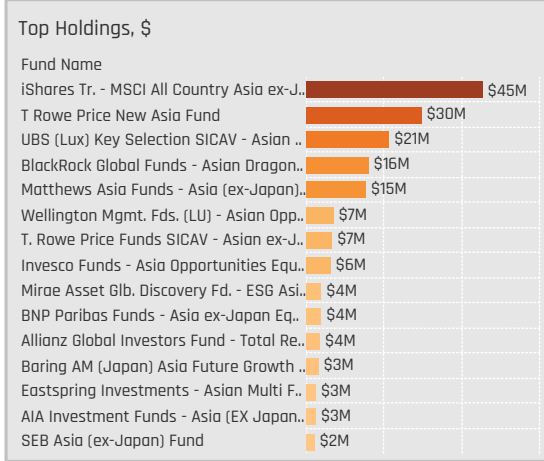
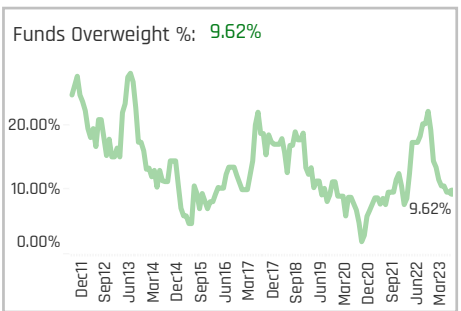
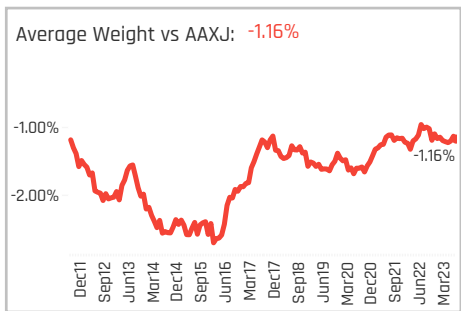
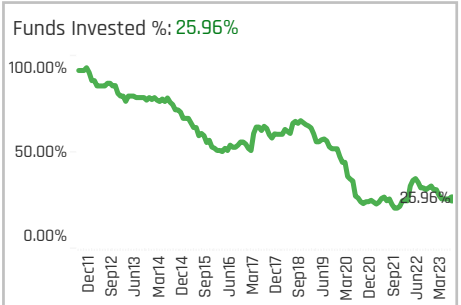
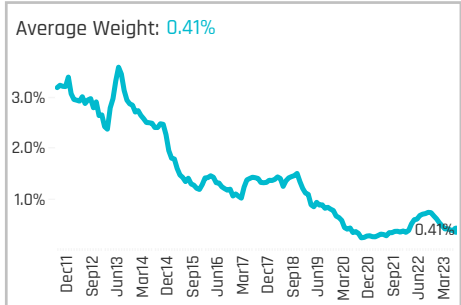
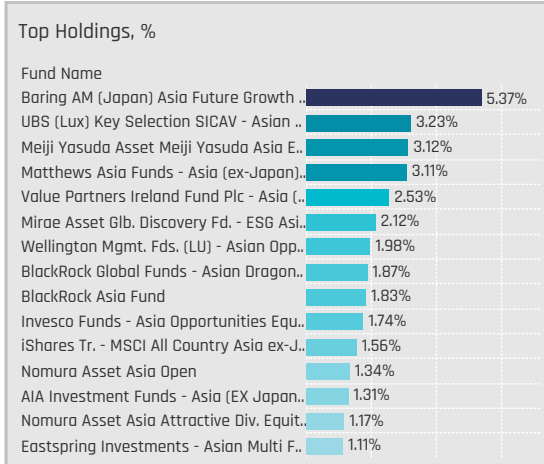
Sector	Change	Flow
Information Technology	0.96%	\$2M
Consumer Discretionary	0.96%	\$4M
Utilities	0.00%	\$0M
Real Estate	0.00%	\$2M
Multi	0.00%	(\$2M)
Materials	0.00%	\$22M
Industrials	0.00%	\$0M
Health Care	0.00%	\$0M
Financials	0.00%	(\$10M)
Energy	0.00%	\$0M
Consumer Staples	-0.02%	(\$6M)

Largest Changes in Fund Country Weight, %

Fund Name	New o..	Sector	Change
T Rowe Price New Asia Fund		Materials	1.09%
T. Rowe Price Funds SICAV - Asian e..		Materials	1.07%
Mirae Asset Glb. Discovery Fd. - ESG ..	New	Financials	1.04%
CG Nouvelle Asie		Consumer Discretionary	1.04%
Comgest Growth Plc - Growth Asia (..		Consumer Discretionary	0.99%
CG Nouvelle Asie		Information Technology	0.82%
CompAM Fund - Cadence Strategic ..		Information Technology	0.80%
T. Rowe Price Funds SICAV - Asian e..		Financials	-0.18%
CG Nouvelle Asie		Consumer Staples	-0.39%
Comgest Growth Plc - Growth Asia (..		Consumer Staples	-0.48%
AB FCP I - Asia (ex-Japan) Equity Pa..	Close	Financials	-0.53%
Prusik Asia Fund		Consumer Staples	-0.56%
Mirae Asset Glb. Discovery Fd. - ESG ..		Consumer Discretionary	-0.61%
Mirae Asset Glb. Discovery Fd. - ESG ..		Financials	-0.70%

Largest Fund Level Stock Inflows/Outflows, \$

Fund Name	Stock Name	New..	Flow
T Rowe Price New Asia Fund	Hoa Phat Group JSC		\$19M
T. Rowe Price Funds SICAV - Asian ..	Hoa Phat Group JSC		\$4M
JPMorgan Funds - Asia Growth Fund	Vietnam Technological & ..		\$4M
AB FCP I - Asia (ex-Japan) Equity P..	Vinhomes JSC		\$3M
T Rowe Price New Asia Fund	Mobile World Investment..		\$2M
JPMorgan Fund ICVC - Asia Growth..	Vietnam Technological & ..		\$2M
CG Nouvelle Asie	Mobile World Investment..		\$2M
Mirae Asset Glb. Discovery Fd. - ES..	Vietnam Technological & ..		(\$1M)
Baillie Gifford Overseas Growth Fun..	Military Commercial Join..		(\$2M)
T. Rowe Price Funds SICAV - Asian ..	Joint Stock Commercial ..		(\$2M)
Baillie Gifford Overseas Growth Fun..	Ho Chi Minh City Develop..		(\$2M)
Baillie Gifford Overseas Growth Fun..	Vietnam Enterprise Inves..		(\$2M)
Hermes Inv. Funds - Asia (ex-Japa..	Vietnam Dairy Products C..		(\$3M)
T Rowe Price New Asia Fund	Joint Stock Commercial ..		(\$9M)

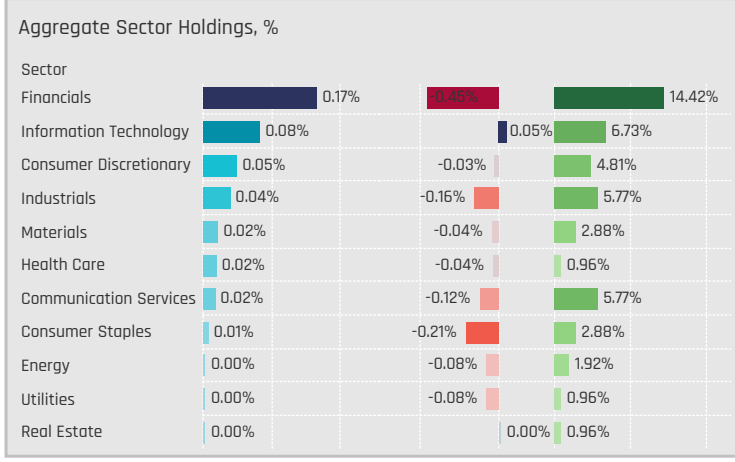


Aggregate Stock Holdings Data, Ranked by Most Widely Held.

Ticker	Stock Name	Funds Invested %	Average Weight	Vs Benchmark	Fund AUM, \$
1023-MY	CIMB Group Holdings Bhd	7.69%	0.08%	-0.04%	\$53M
1295-MY	Public Bank Bhd	3.85%	0.03%	-0.19%	\$17M
1155-MY	Malayan Banking Bhd.	3.85%	0.05%	-0.12%	\$21M
5183-MY	PETRONAS Chemicals Group B..	2.88%	0.02%	-0.04%	\$4M
0128-MY	Frontken Corp. Bhd.	2.88%	0.05%	0.05%	\$12M
8869-MY	Press Metal Aluminium Holdin..	1.92%	0.03%	-0.04%	\$7M
6947-MY	DiGi.Com Bhd	1.92%	0.01%	-0.05%	\$3M
5819-MY	Hong Leong Bank Bhd.	1.92%	0.01%	-0.03%	\$5M
5031-MY	TIME dotCom Bhd.	1.92%	0.01%	0.01%	\$1M
4863-MY	Telekom Malaysia Bhd.	1.92%	0.00%	-0.02%	\$2M
3182-MY	Genting Bhd.	1.92%	0.02%	-0.01%	\$5M
0166-MY	Inari Amertron Berhad	1.92%	0.01%	-0.03%	\$2M
0128WB-MY	Frontken Corporation Bhd Wa..	1.92%	0.00%	0.00%	\$0M
7277-MY	Dialog Group Bhd.	0.95%	0.00%	-0.03%	\$1M
6742-MY	YTL Power International Bhd.	0.95%	0.00%	0.00%	\$1M

Top Stock Holdings, %

Fund Name	Ticker	Stock Name	Percentage
Meiji Yasuda Asset Meiji Yasuda Asia E..	0128-MY	Frontken Corp. Bhd.	2.77%
Mirae Asset Glb. Discovery Fd. - ESG Asi..	5225-MY	IHH Healthcare Bhd.	2.12%
Matthews Asia Funds - Asia (ex-Japan)..	0128-MY	Frontken Corp. Bhd.	2.07%
Wellington Mgmt. Fds. (LU) - Asian Opp..	1155-MY	Malayan Banking Bhd.	1.98%
Baring AM (Japan) Asia Future Growth ..	0097-MY	Vitrox Corp. Bhd.	1.85%
Baring AM (Japan) Asia Future Growth ..	5183-MY	PETRONAS Chemicals ..	1.82%
Baring AM (Japan) Asia Future Growth ..	8869-MY	Press Metal Aluminiiu..	1.70%
AIA Investment Funds - Asia (EX Japan..	1023-MY	CIMB Group Holdings ..	1.31%
Value Partners Ireland Fund Plc - Asia (...)	4715-MY	Genting Malaysia Bhd.	1.30%
UBS (Lux) Key Selection SICAV - Asian ..	1023-MY	CIMB Group Holdings ..	1.29%
Value Partners Ireland Fund Plc - Asia (...)	1023-MY	CIMB Group Holdings ..	1.24%
T Rowe Price New Asia Fund	1023-MY	CIMB Group Holdings ..	1.07%
T. Rowe Price Funds SICAV - Asian ex-J..	1023-MY	CIMB Group Holdings ..	1.05%
BNP Paribas Funds - Asia ex-Japan Eq..	8869-MY	Press Metal Aluminiiu..	1.04%
Matthews Asia Funds - Asia (ex-Japan)..	5296-MY	MR. D.I.Y. Group (M) Bh..	1.04%



Top Sector Holdings, %

Fund Name	Sector	Percentage
Meiji Yasuda Asset Meiji Yasuda Asia E..	Information Technology	2.77%
Mirae Asset Glb. Discovery Fd. - ESG Asi..	Health Care	2.12%
Matthews Asia Funds - Asia (ex-Japan)..	Information Technology	2.07%
Wellington Mgmt. Fds. (LU) - Asian Opp..	Financials	1.98%
UBS (Lux) Key Selection SICAV - Asian ..	Financials	1.95%
BlackRock Global Funds - Asian Dragon..	Financials	1.87%
Baring AM (Japan) Asia Future Growth ..	Information Technology	1.85%
BlackRock Asia Fund	Financials	1.83%
Baring AM (Japan) Asia Future Growth ..	Materials	1.82%
Invesco Funds - Asia Opportunities Equ..	Financials	1.74%
Baring AM (Japan) Asia Future Growth ..	Industrials	1.70%
AIA Investment Funds - Asia (EX Japan..	Financials	1.31%
Value Partners Ireland Fund Plc - Asia (...)	Consumer Discretionary	1.30%
Value Partners Ireland Fund Plc - Asia (...)	Financials	1.24%
T Rowe Price New Asia Fund	Financials	1.07%

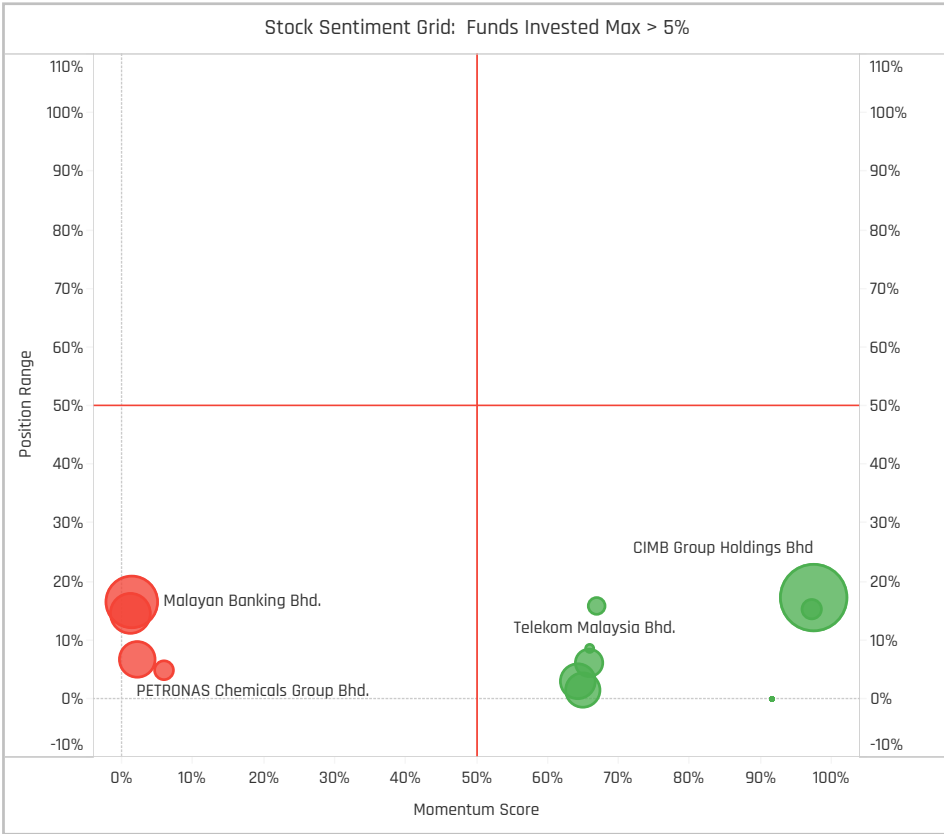
Top Stock Holdings, \$

Fund Name	Ticker	Stock Name	Value
T Rowe Price New Asia Fund	1023-MY	CIMB Group Holdings Bhd	\$30M
Matthews Asia Funds - Asia (ex-Japan)..	0128-MY	Frontken Corp. Bhd.	\$10M
BlackRock Global Funds - Asian Dragon..	1155-MY	Malayan Banking Bhd.	\$9M
UBS (Lux) Key Selection SICAV - Asian ..	1023-MY	CIMB Group Holdings Bhd	\$8M
BlackRock Global Funds - Asian Dragon..	1295-MY	Public Bank Bhd	\$7M
Wellington Mgmt. Fds. (LU) - Asian Opp..	1155-MY	Malayan Banking Bhd.	\$7M
T. Rowe Price Funds SICAV - Asian ex-J..	1023-MY	CIMB Group Holdings Bhd	\$7M
iShares Tr. - MSCI All Country Asia ex-J..	1295-MY	Public Bank Bhd	\$6M
Matthews Asia Funds - Asia (ex-Japan)..	5296-MY	MR. D.I.Y. Group (M) Bhd.	\$5M
iShares Tr. - MSCI All Country Asia ex-J..	1155-MY	Malayan Banking Bhd.	\$5M
UBS (Lux) Key Selection SICAV - Asian ..	5301-MY	CTOS Digital Bhd	\$4M
Mirae Asset Glb. Discovery Fd. - ESG Asi..	5225-MY	IHH Healthcare Bhd.	\$4M
BNP Paribas Funds - Asia ex-Japan Eq..	8869-MY	Press Metal Aluminium ..	\$4M
Allianz Global Investors Fund - Total Re..	3182-MY	Genting Bhd.	\$4M
Invesco Funds - Asia Opportunities Equ..	5819-MY	Hong Leong Bank Bhd.	\$4M

Largest Changes in Fund Weight, %

Fund Name	New or C..	Change
T Rowe Price New Asia Fund		0.13%
T. Rowe Price Funds SICAV - Asi..		0.10%
BlackRock Asia Fund		0.03%
BlackRock Global Funds - Asian ..		0.02%
Morgan Stanley Inv. Fds. - Sust..		0.02%
Vontobel Fund - mtx Sustainabl..		0.00%
Value Partners High Dividend St..		0.00%
Allianz Intl. Inv. Fds. - Total Ret..		-0.89%
Mirae Asset Glb. Discovery Fd. - ..		-0.90%
Allianz Global Investors Fund - T..		-0.91%
Invesco Funds - Asia Opportuniti..		-1.00%
Allianz Global Investors Choice F.. Close		-1.02%
BNP Paribas Funds - Asia ex-Ja..		-2.18%
Goldman Sachs Funds III - Asia .. Close		-2.52%

Ave Wgt Δ	Funds Invested Δ	Fund Flows, \$	Av Wgt vs AAXJ Δ	Funds O/W % Δ
-0.14%	-4.81%	(\$41M)	-0.03%	-3.85%



Aggregate Stock Holdings Changes

Ticker	Stock Name	Funds Invested % Δ	Average Weight Δ	Fund Flows, \$
6947-MY	DiGi.Com Bhd	1.92%	0.01%	\$1M
1023-MY	CIMB Group Holdings Bhd	1.92%	0.01%	\$7M
6742-MY	YTL Power International Bhd.	0.96%	0.00%	\$0M
5210-MY	Bumi Armada Bhd.	0.96%	0.00%	\$0M
3255-MY	Heineken Malaysia Bhd.	0.96%	0.00%	\$1M
0128-MY	Frontken Corp. Bhd.	0.96%	0.00%	\$1M
XGSLW5.W-MY	IJM Land Bhd Warrants 2008-1..	0.00%	0.00%	
5301-MY	CTOS Digital Bhd	-0.96%	0.00%	\$0M
5199-MY	Hibiscus Petroleum Bhd.	-0.96%	0.00%	\$0M
5014-MY	Malaysia Airports Holdings Bhd.	-0.96%	-0.01%	(\$2M)
4456-MY	Dagang NeXchange Berhad	-0.96%	0.00%	\$0M
5183-MY	PETRONAS Chemicals Group B..	-1.92%	-0.04%	(\$18M)
1295-MY	Public Bank Bhd	-2.88%	-0.04%	(\$11M)
1155-MY	Malayan Banking Bhd.	-2.88%	-0.03%	(\$4M)

Largest Fund Flows, \$

Fund Name	New or Cl..	Flow
T Rowe Price New Asia Fund		\$5M
T. Rowe Price Funds SICAV - Asi..		\$1M
BlackRock Global Funds - Asian ..		\$0M
Wellington Mgmt. Fds. (LU) - As..		\$0M
Value Partners Ireland Fund Plc..		\$0M
UBS (Lux) Key Selection SICAV ..		\$0M
Nomura Asset Asia Open		\$0M
Goldman Sachs Funds III - Asia .. Close		(\$3M)
Allianz Global Investors Fund - ..		(\$3M)
Invesco Funds - Asia Opportuni..		(\$4M)
iShares Tr. - MSCI All Country A..		(\$4M)
LO Funds - Asia High Conviction Close		(\$4M)
Allianz Global Investors Choice .. Close		(\$8M)
BNP Paribas Funds - Asia ex-Ja..		(\$13M)

Largest Fund Level Changes in Stock Weight, %

Fund Name	Stock Name	New ..	Change
Baring International Umbrella Fun..	Frontken Corp. Bhd.	New	0.55%
SEB Asia (ex-Japan) Fund	CIMB Group Holdings Bhd	New	0.49%
SEB Fund 2 - Asia (ex-Japan) Fund	CIMB Group Holdings Bhd	New	0.48%
SEB Asia (ex-Japan) Fund	DiGi.Com Bhd	New	0.35%
Sydinvest Fjernosten	Heineken Malaysia Bhd.	New	0.34%
SEB Fund 2 - Asia (ex-Japan) Fund	DiGi.Com Bhd	New	0.29%
Eastspring Investments - Asian M..	YTL Power Internationa ..	New	0.22%
Baring International Umbrella Fun..	Press Metal Aluminium H..	Close	-0.89%
Mirae Asset Glb. Discovery Fd. - ES..	IHH Healthcare Bhd.		-0.90%
Allianz Global Investors Choice Fu..	PETRONAS Chemicals Gro..	Close	-1.02%
SEB Asia (ex-Japan) Fund	Public Bank Bhd	Close	-1.25%
SEB Fund 2 - Asia (ex-Japan) Fund	Public Bank Bhd	Close	-1.28%
BNP Paribas Funds - Asia ex-Japan..	PETRONAS Chemicals Gro..	Close	-1.61%
Goldman Sachs Funds III - Asia Eq..	Malayan Banking Bhd.	Close	-2.52%

Aggregate Country Holding Changes

Sector	Change	Fund Flows, \$
Communication Services	1.92%	\$0M
Utilities	0.96%	\$0M
Consumer Staples	0.96%	\$0M
Real Estate	0.00%	\$0M
Multi	0.00%	\$0M
Information Technology	0.00%	\$0M
Health Care	-0.01%	(\$2M)
Energy	0.00%	(\$1M)
Consumer Discretionary	-0.01%	(\$1M)
Materials	-1.92%	(\$18M)
Industrials	-1.92%	(\$8M)
Financials	-3.85%	(\$12M)

Largest Changes in Fund Country Weight, %

Fund Name	New o..	Sector	Change
Baring International Umbrella Fund ..	New	Information Technology	0.55%
SEB Asia (ex-Japan) Fund	New	Communication Services	0.35%
Sydinvest Fjernosten	New	Consumer Staples	0.34%
SEB Fund 2 - Asia (ex-Japan) Fund	New	Communication Services	0.29%
Eastspring Investments - Asian Mul..	New	Utilities	0.22%
SEB Asia (ex-Japan) Fund	New	Materials	0.20%
SEB Fund 2 - Asia (ex-Japan) Fund	New	Materials	0.20%
SEB Fund 2 - Asia (ex-Japan) Fund		Financials	-0.81%
Baring International Umbrella Fund ..	Close	Industrials	-0.89%
Mirae Asset Glb. Discovery Fd. - ESG ..		Health Care	-0.90%
Invesco Funds - Asia Opportunities ..		Financials	-1.00%
Allianz Global Investors Choice Fund..	Close	Materials	-1.02%
BNP Paribas Funds - Asia ex-Japan ..	Close	Materials	-1.61%
Goldman Sachs Funds III - Asia Equi..	Close	Financials	-2.52%

Largest Fund Level Stock Inflows/Outflows, \$

Fund Name	Stock Name	New..	Flow
T Rowe Price New Asia Fund	CIMB Group Holdings Bhd		\$5M
Sydinvest Fjernosten	Heineken Malaysia Bhd.	New	\$1M
SEB Asia (ex-Japan) Fund	CIMB Group Holdings Bhd	New	\$1M
T. Rowe Price Funds SICAV - Asian ..	CIMB Group Holdings Bhd		\$1M
iShares Tr. - MSCI All Country Asia ..	Gamuda Bhd.		\$1M
Baring International Umbrella Fund..	Frontken Corp. Bhd.	New	\$1M
SEB Asia (ex-Japan) Fund	DiGi.Com Bhd	New	\$1M
Allianz Global Investors Fund - Tota..	PETRONAS Chemicals Gro..	Close	(\$2M)
SEB Asia (ex-Japan) Fund	Public Bank Bhd	Close	(\$3M)
Goldman Sachs Funds III - Asia Equ..	Malayan Banking Bhd.	Close	(\$3M)
LO Funds - Asia High Conviction	Public Bank Bhd	Close	(\$4M)
BNP Paribas Funds - Asia ex-Japan..	Press Metal Aluminium H..		(\$5M)
BNP Paribas Funds - Asia ex-Japan..	PETRONAS Chemicals Gro..	Close	(\$8M)
Allianz Global Investors Choice Fun..	PETRONAS Chemicals Gro..	Close	(\$8M)

DISCLAIMER

This report is published by, and remains the copyright of, Copley Fund Research Limited. Unless otherwise agreed with Copley Fund Research Limited, this report may only be used by the permitted recipients and shall not be provided to any third parties. Receipt of this report should not be taken as permission to reproduce, copy or use any of the charts or data in internal or external presentations. To do so requires separate permission from Copley Fund Research Limited.

Copley Fund Research Limited uses reasonable efforts to obtain information from reliable sources, but all Publications are provided on an "as is" basis without representation or warranty of any kind (neither express nor implied) and Copley Fund Research disclaims liability for any Publication not being complete, accurate, suitable and relevant for the recipient.

The comments in this publication are for general information purposes only and do not constitute personalised financial advice. No consideration has been taken of your personal financial situation or investment goals in preparing this publication and the distribution of this publication is not a personalised service under the Financial Advisers Act 2008. If you wish to receive personalised financial advice, please contact your Investment Advisor.

Further, nothing in this report shall constitute or be deemed to constitute investment advice or a recommendation or an offer or solicitation and is not the basis for any contract to purchase or sell any security or other instrument. Should you undertake any such activity based on information contained in this report, you do so entirely at your own risk and Copley Fund Research shall have no liability whatsoever for any loss, damage, costs or expenses incurred or suffered by you as a result.

For US Investors this report is solely for Institutional use – not for public distribution.

For Canadian investors this report is solely for use by accredited investors.

