



Global Equity
Active Fund Ownership Report
6/30/2023

Global Equity Active Fund Ownership Report 6/30/2023

Introduction

In this data report, we analyse the holdings of actively managed Global Equity Funds. The current fund sample spans 352 funds with a combined AUM of \$962.10Bn. The majority of strategies benchmark the MSCI All Country World Index

We analyse the latest published filings for all funds and aggregate together as of 6/30/2023. We show the most recent snapshot in positioning, time series data going back to 9/30/2012 and recent allocation shifts by the managers in our analysis.

Relative benchmark positioning is measured against the SPDR MSCI ACWI UCITS ETF (ACWI) - proportionally adjusted to remove any cash holdings to better replicate the index.

All Cash Flow calculations are on a best estimates basis. We use monthly position changes and month end prices to estimate the net buying and selling value for each stock within each fund in our analysis.

Contents

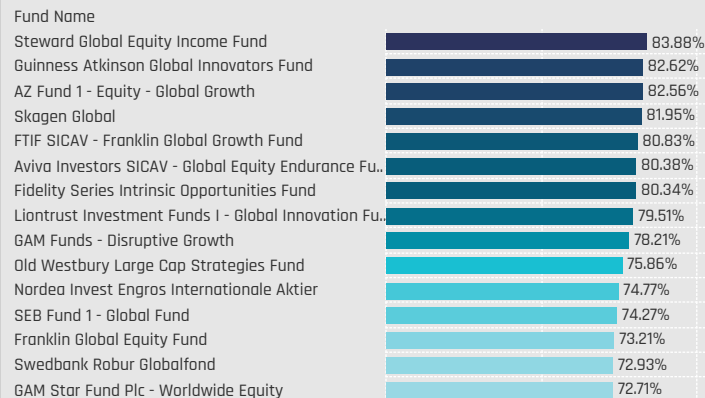
Regional Allocations	3
Country Allocations	7
Sector Group Allocations	13
Sector Allocations	17
Country / Sector Allocations	23
Stock Allocations	29
Sector Profiles	39
Country Profiles	62

Regional Allocations

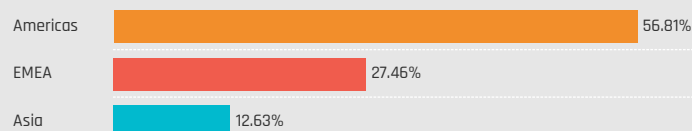


Regional Allocations

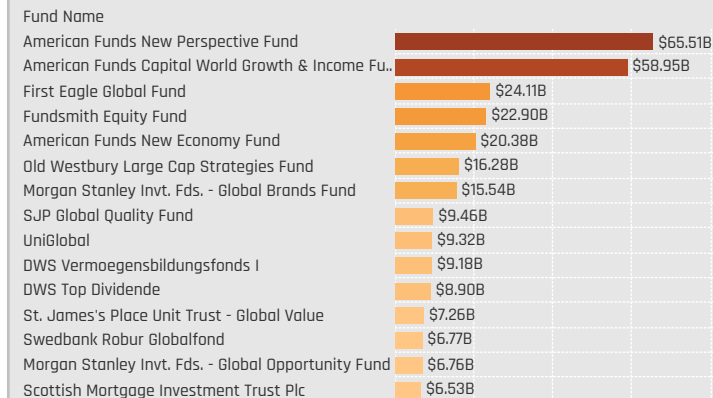
Americas: Largest Fund Weights, %



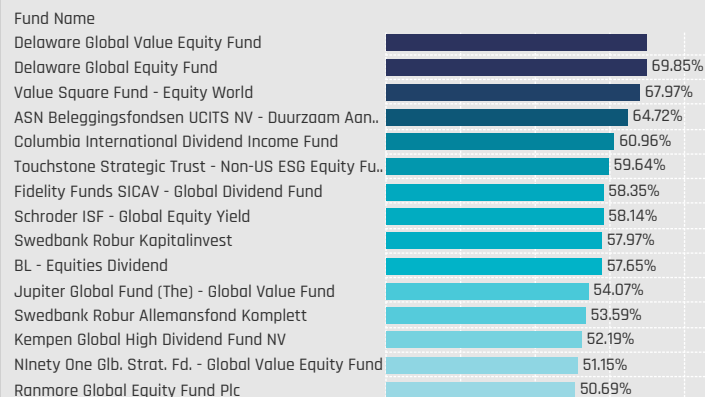
Average Fund Weight by Region



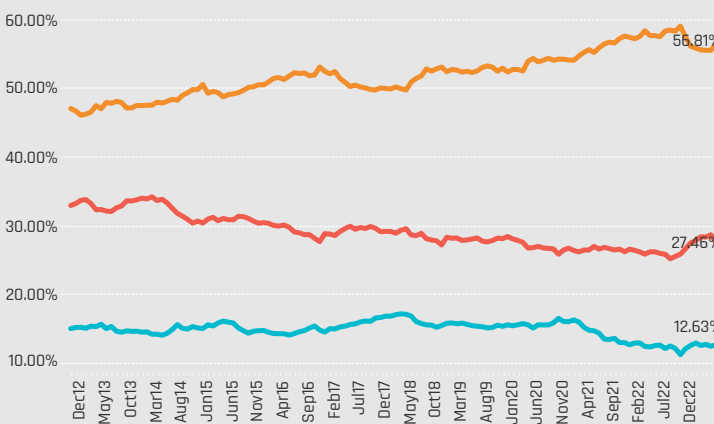
Americas: Largest Fund AUM, \$



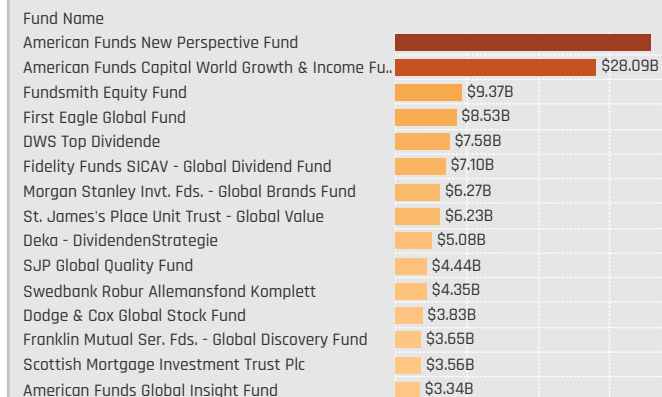
EMEA: Largest Fund Weights, %



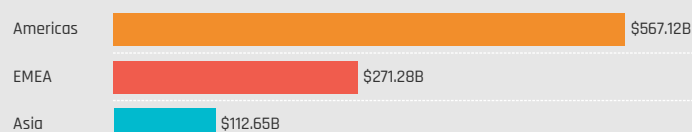
Average Fund Weight Time-Series by Region



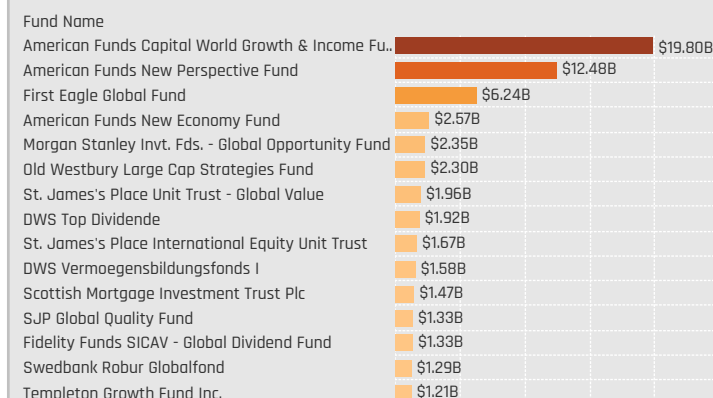
EMEA: Largest Fund AUM, \$



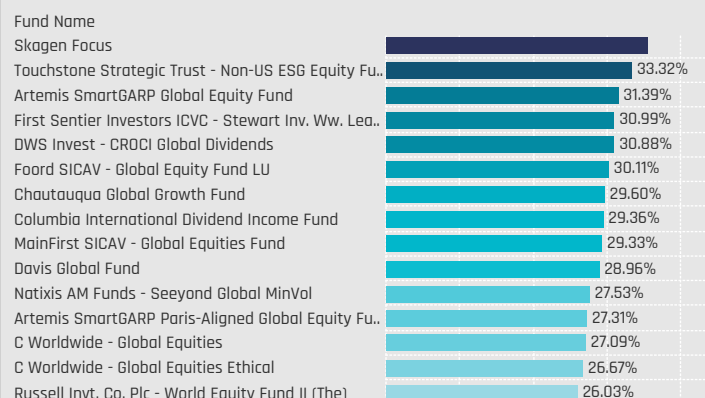
Combined Fund AUM, \$ by Region



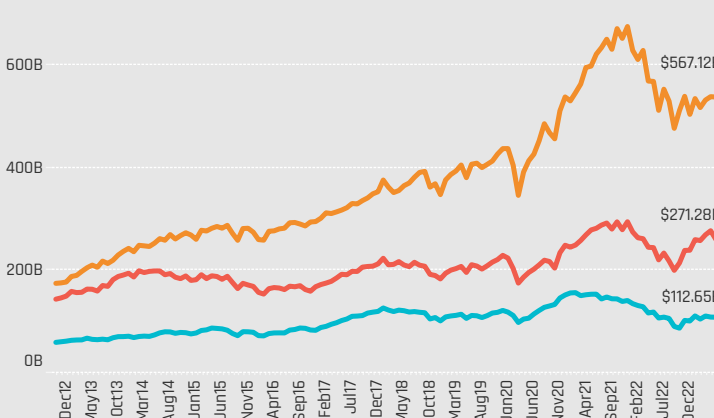
Asia: Largest Fund AUM, \$



Asia: Largest Fund Weights, %

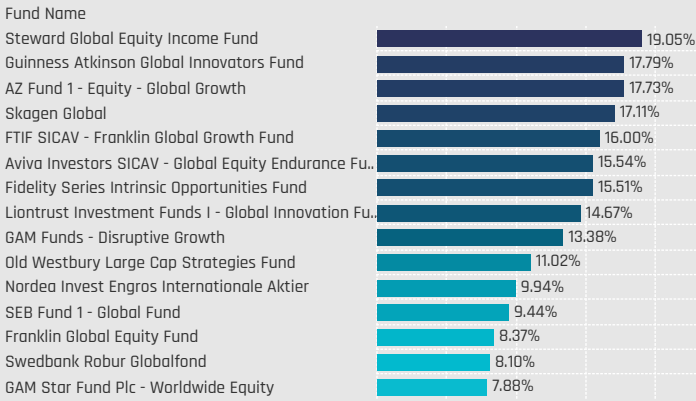


Combined Fund AUM, \$ Time-Series by Region

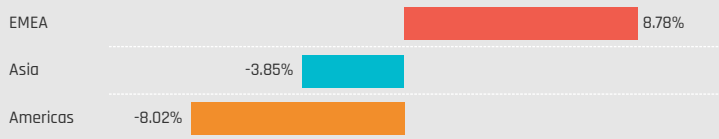


Regional Allocations Relative to Benchmark

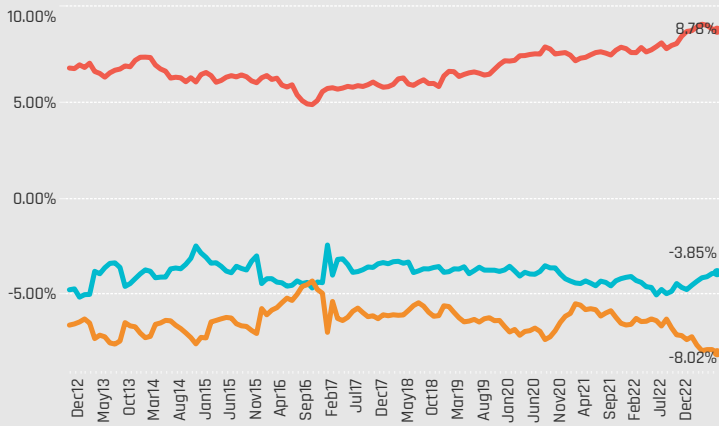
Americas: Largest Overweight Allocations, %



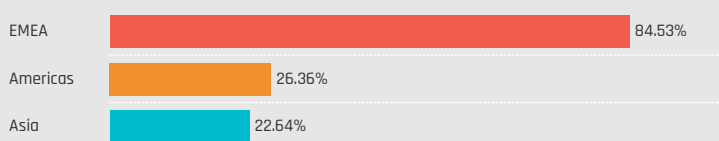
Average Fund Weight vs ACWI by Region



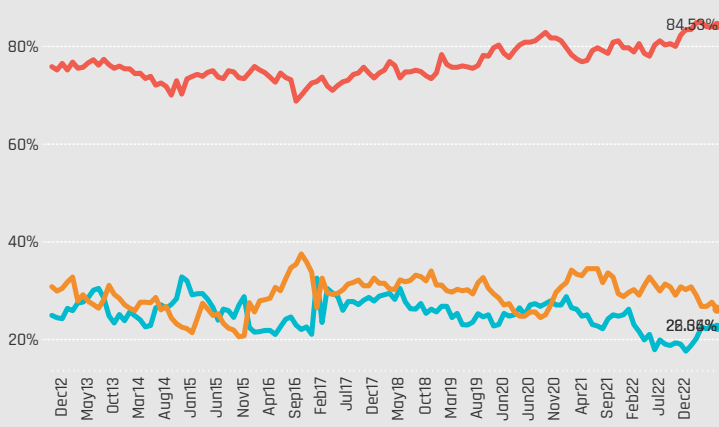
Average Fund Weight vs ACWI Time-Series by Region



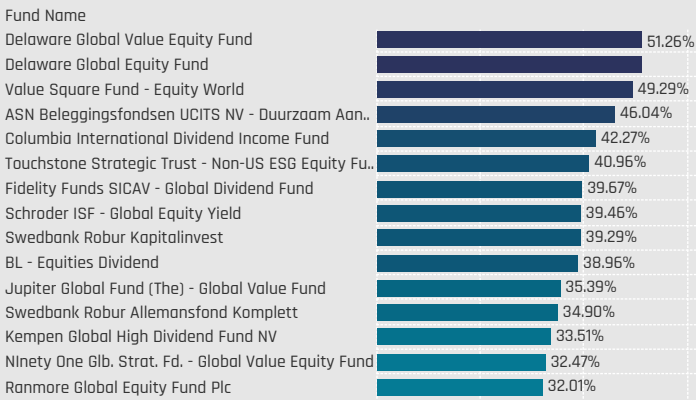
Percentage of Funds Overweight the ACWI by Region



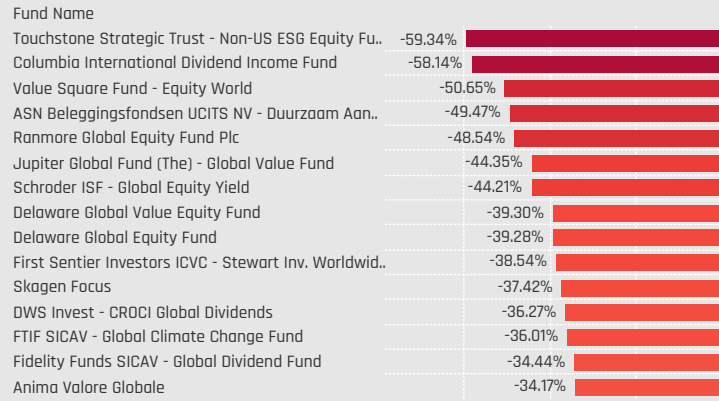
Percentage of Funds Overweight the ACWI Time-Series by Region



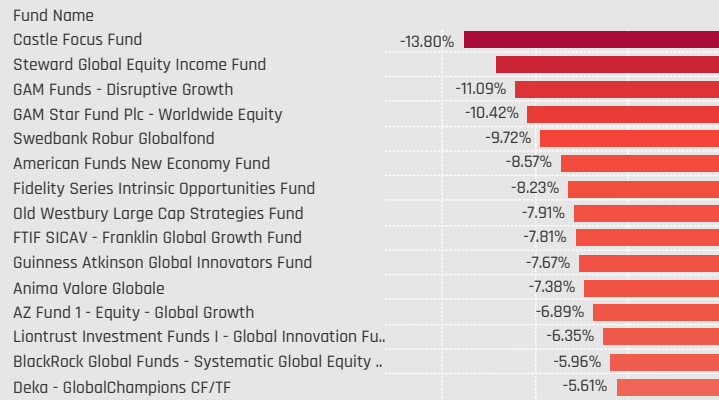
EMEA: Largest Overweight Allocations, %



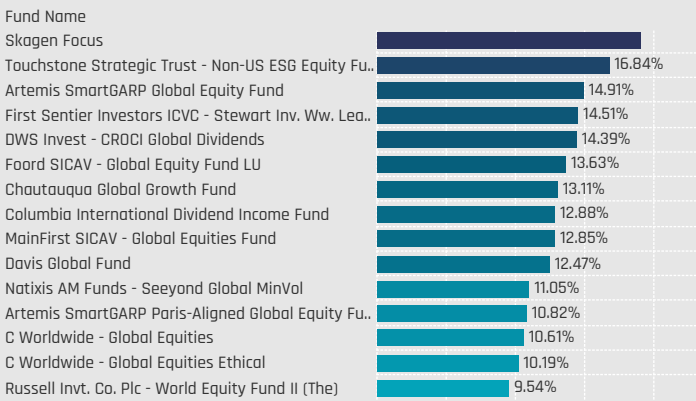
Americas: Largest Underweight Allocations, %



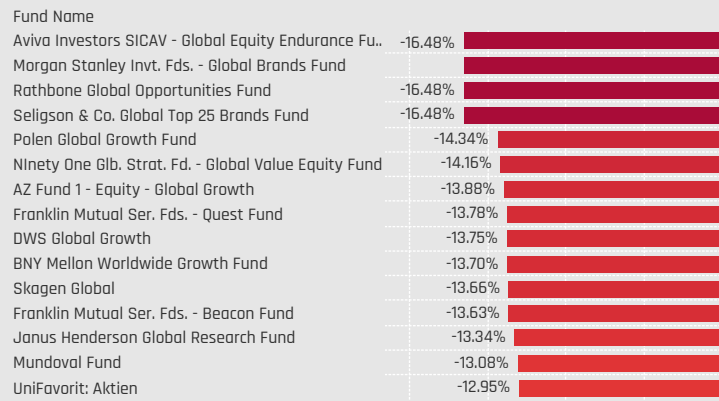
EMEA: Largest Underweight Allocations, %



Asia: Largest Overweight Allocations, %



Asia: Largest Underweight Allocations, %



Regional Allocation Changes [Fund Level]

Americas: Largest Changes in Weight, %. 12/31/2022 - 6/30/2023

Fund Name	New or Closed	Fund Weight, %	Weight Change, %
Baillie Gifford Investment Funds ICVC - Long Term Global Gr.		58.54%	10.25%
DWS Concept DJE Globale Aktien		37.55%	9.74%
Davis Global Fund		51.75%	9.38%
Ninety One Glb. Strat. Fd. - Global Strategic Equity Fund		61.47%	9.19%
DWS Global Growth		64.76%	8.84%
Swedbank Robur Globalfond		72.93%	8.42%
Invesco Global Invnt. Ser. - Global Focus Fund (UK)		62.35%	8.01%
Templeton Growth Fund Inc.		42.98%	-6.62%
St. James's Place International Equity Unit Trust		59.44%	-6.98%
UniFavorit: Aktien		62.77%	-7.27%
Causeway Global Value Fund		31.26%	-7.32%
Delaware Ivy Global Growth Fund		57.84%	-8.90%
Castle Focus Fund		71.32%	-12.24%
Delaware Global Value Equity Fund		25.53%	-13.89%

Americas: Largest Fund Flows, \$. 12/31/2022 - 6/30/2023

Fund Name	New or Closed	Fund AUM, \$	Fund Flows, \$
SJP Global Quality Fund		\$9,460M	\$1,101.1M
St. James's Place Unit Trust - Global Value		\$7,257M	\$1,089.5M
Swedbank Robur Globalfond		\$6,765M	\$665.5M
Guinness Asset Mgmt. Fund Plc - Global Equity Income Fund		\$2,878M	\$502.1M
UniNachhaltig Aktien Global		\$3,083M	\$455.7M
UniGlobal		\$9,318M	\$324.4M
JPMorgan Investment Funds - Global Select Equity Fund		\$2,317M	\$320.7M
UniFavorit: Aktien		\$5,956M	(\$532.6M)
Fidelity Series Intrinsic Opportunities Fund		\$2,230M	(\$559.0M)
American Funds New Perspective Fund		\$65,507M	(\$634.1M)
St. James's Place International Equity Unit Trust		\$5,783M	(\$850.3M)
Old Westbury Large Cap Strategies Fund		\$16,283M	(\$1,024.7M)
First Eagle Global Fund		\$24,113M	(\$1,191.1M)
American Funds Capital World Growth & Income Fund		\$58,946M	(\$1,970.6M)

EMEA: Largest Changes in Weight, %. 12/31/2022 - 6/30/2023

Fund Name	New or Closed	Fund Weight, %	Weight Change, %
Delaware Global Value Equity Fund		69.95%	17.00%
Robeco Capital Gr. Fds. - BP Global Premium Equities		48.82%	6.90%
SVS Aubrey Capital Mgmt. Invnt. Funds - Global Conviction F..		42.20%	5.77%
Delaware Global Equity Fund		69.85%	5.59%
Comgest Growth Plc - Global Flex		30.59%	5.57%
Janus Henderson Global Select Fund		32.25%	5.11%
abrdrn Dynamic Dividend Fund		35.63%	4.65%
Franklin Mutual Ser. Fds. - Quest Fund		25.99%	-7.40%
JPMorgan Funds - Global Focus Fund		17.29%	-8.07%
BlackRock Global Dividend Portfolio		37.65%	-8.09%
Causeway Global Value Fund		42.57%	-8.51%
BNY Mellon Investment Fds. - Global Equity Fund		27.12%	-9.28%
Ninety One Glb. Strat. Fd. - Global Strategic Equity Fund		20.32%	-9.86%
Virtus NFJ Global Sustainability Fund		29.45%	-12.06%

EMEA: Largest Fund Flows, \$. 12/31/2022 - 6/30/2023

Fund Name	New or Closed	Fund AUM, \$	Fund Flows, \$
St. James's Place Unit Trust - Global Value		\$6,230M	\$1,415.2M
American Funds Capital World Growth & Income Fund		\$28,086M	\$921.2M
UniFavorit: Aktien		\$2,533M	\$612.8M
Fidelity Funds SICAV - Global Dividend Fund		\$7,102M	\$490.4M
UniGlobal		\$3,057M	\$483.9M
Robeco Capital Gr. Fds. - BP Global Premium Equities		\$2,772M	\$475.3M
DWS Top Dividende		\$7,575M	\$454.0M
Franklin Mutual Ser. Fds. - Beacon Fund		\$1,263M	(\$213.9M)
St. James's Place International Equity Unit Trust		\$1,659M	(\$217.4M)
Swedbank Robur Kapitalinvest		\$3,063M	(\$229.4M)
T Rowe Price Global Stock Fund		\$1,023M	(\$233.9M)
PGIM Jennison Global Opportunities Fund		\$2,151M	(\$253.5M)
Franklin Mutual Ser. Fds. - Global Discovery Fund		\$3,648M	(\$281.4M)
Swedbank Robur Allemansfond Komplet		\$4,354M	(\$422.7M)

Asia: Largest Changes in Weight, %. 12/31/2022 - 6/30/2023

Fund Name	New or Closed	Fund Weight, %	Weight Change, %
Delaware Ivy Global Growth Fund		16.37%	7.24%
Artisan Global Equity Fund		21.12%	5.82%
Virtus NFJ Global Sustainability Fund		12.81%	5.62%
Threadneedle (Lux) - Global Focus Fund		21.34%	5.09%
Premier Miton Global Sustainable Growth Fund		22.01%	5.02%
DWS Invest - CROCI Global Dividends		30.88%	4.77%
Fidelity Funds SICAV - Global Thematic Opportunities Fund		17.07%	4.47%
Natixis AM Funds - Seeyond Global MinVal		27.53%	-4.71%
Invesco Global Invnt. Ser. - Global Focus Fund (UK)		10.05%	-5.33%
Baillie Gifford Investment Funds II ICVC - Sustainable Growth		21.29%	-5.93%
Morgan Stanley Invnt. Fds. - Global Opportunity Fund		20.50%	-6.08%
SVS Aubrey Capital Mgmt. Invnt. Funds - Global Conviction Fun..		7.53%	-6.09%
Baillie Gifford Investment Funds ICVC - Long Term Global Gr.		19.19%	-8.06%
Davis Global Fund		28.96%	-8.38%

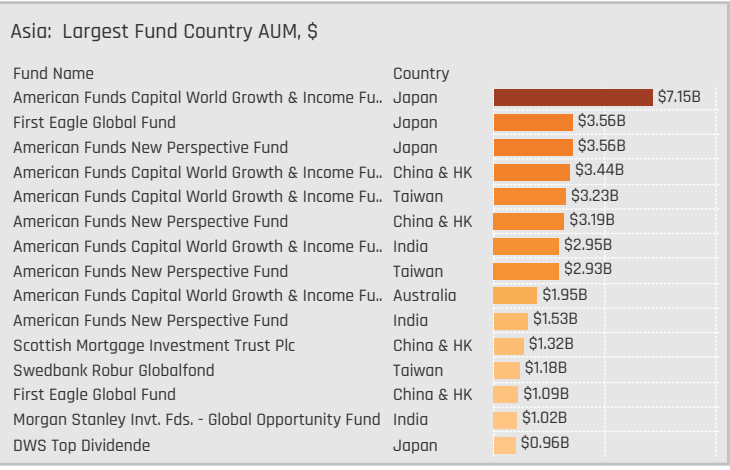
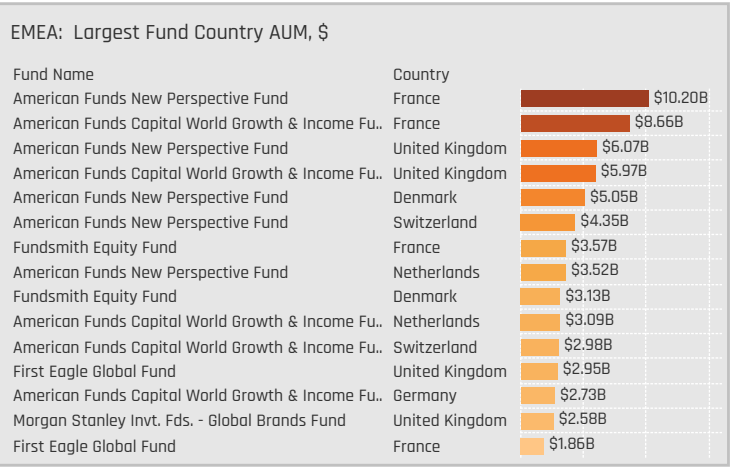
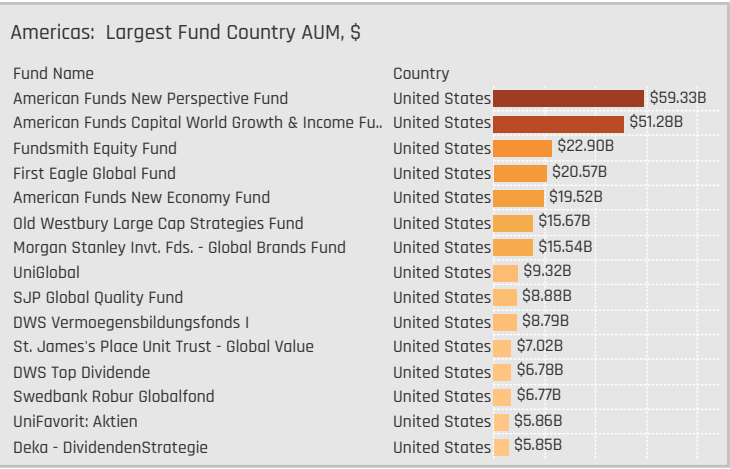
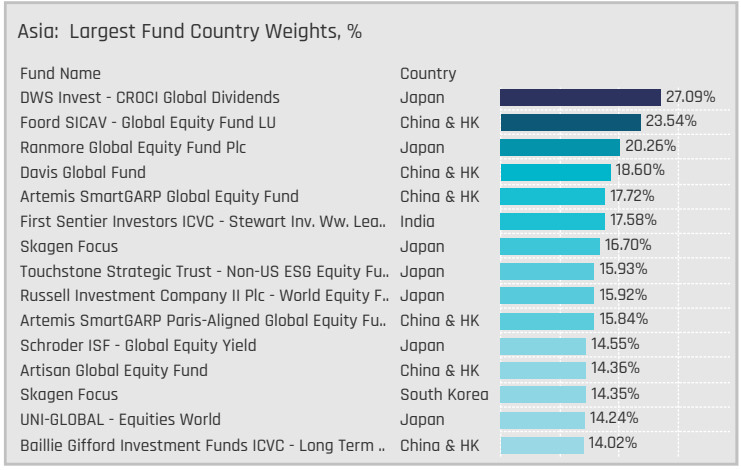
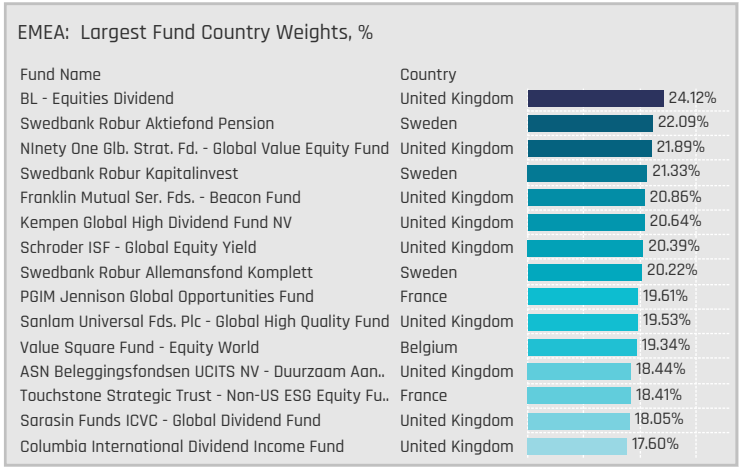
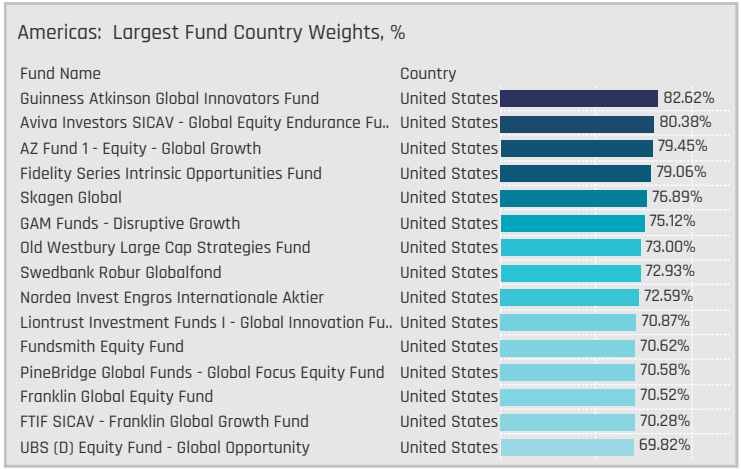
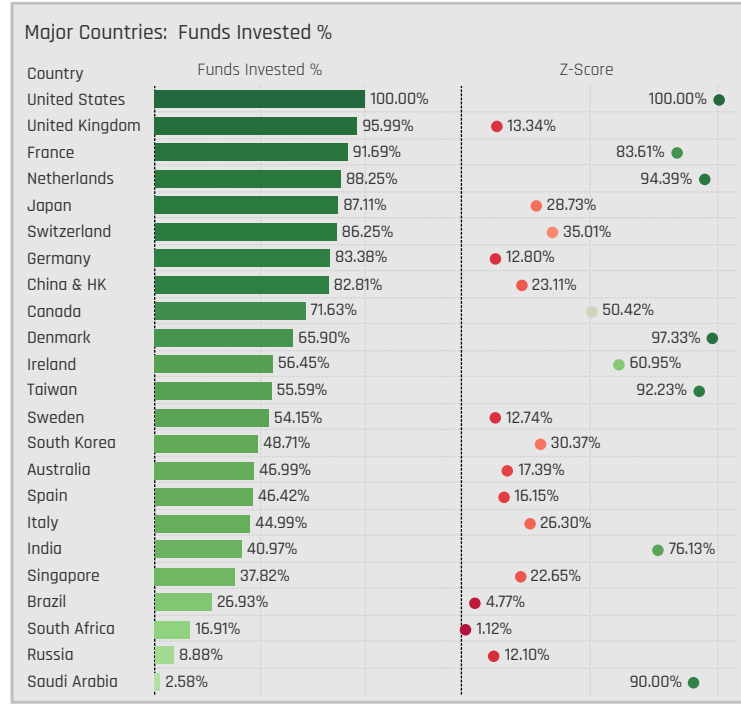
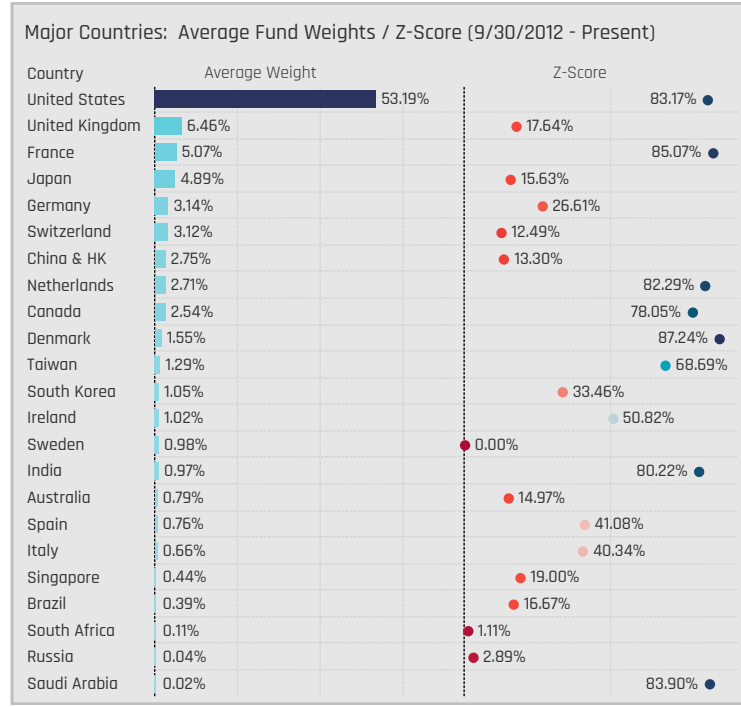
Asia: Largest Fund Flows, \$. 12/31/2022 - 6/30/2023

Fund Name	New or Closed	Fund AUM, \$	Fund Flows, \$
UniGlobal		\$1,139M	\$582.2M
American Funds Capital World Growth & Income Fund		\$19,801M	\$573.5M
Old Westbury Large Cap Strategies Fund		\$2,296M	\$270.4M
UniGlobal - net -		\$502M	\$262.3M
St. James's Place Unit Trust - Global Value		\$1,961M	\$247.5M
St. James's Place International Equity Unit Trust		\$1,667M	\$222.8M
Swedbank Robur Allemansfond Komplet		\$739M	\$196.6M
DWS Top Dividende		\$1,919M	(\$79.7M)
Folksams LO Varlden		\$524M	(\$81.7M)
Baillie Gifford Investment Funds ICVC - Long Term Global Gr.		\$533M	(\$86.0M)
Dodge & Cox Global Stock Fund		\$1,058M	(\$112.1M)
First Eagle Global Fund		\$6,241M	(\$112.4M)
Swedbank Robur Globalfond		\$1,293M	(\$147.7M)
American Funds New Perspective Fund		\$12,484M	(\$265.8M)

Country Allocations

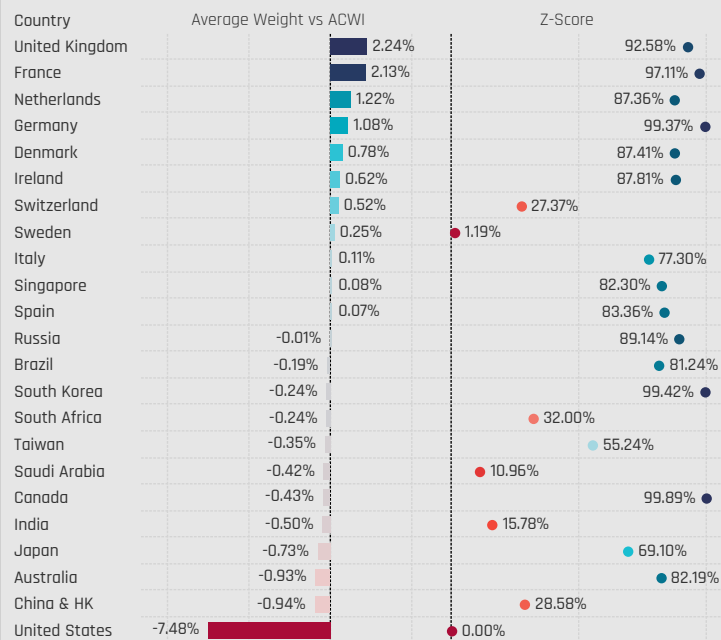


Country Allocations

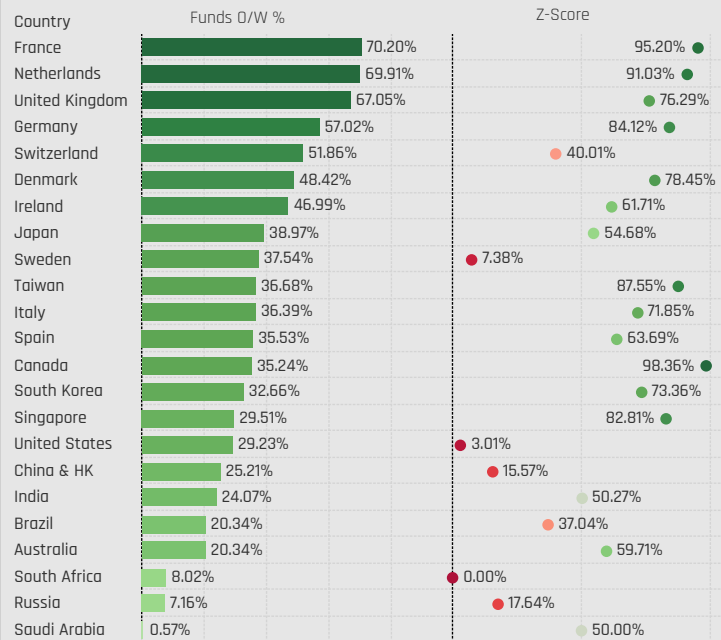


Country Allocations Relative to Benchmark

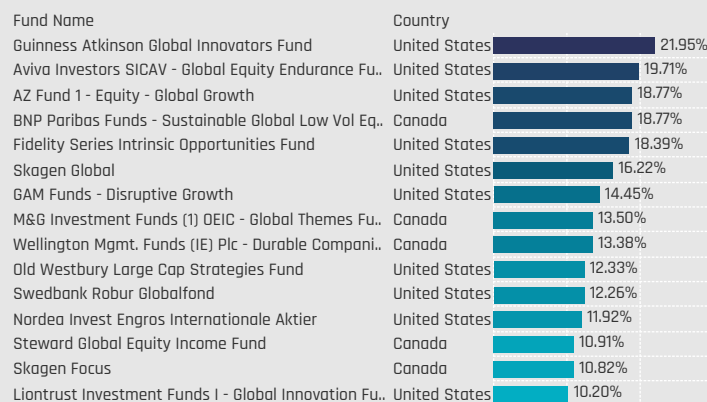
Major Countries: Average Weight vs ACWI / Z-Score (9/30/2012 - Present)



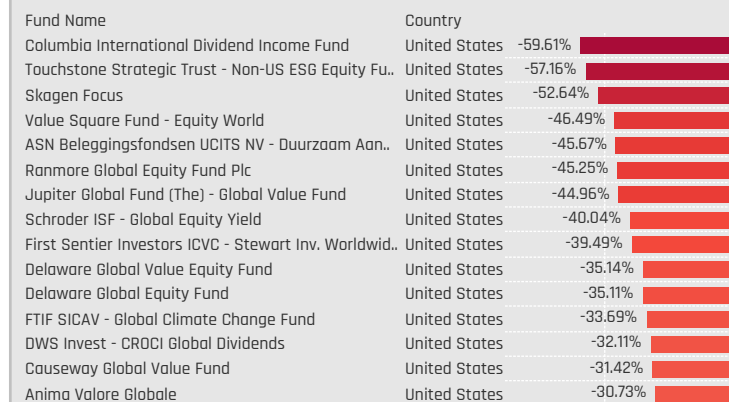
Major Countries: Funds Overweight % / Z-Score (9/30/2012 - Present)



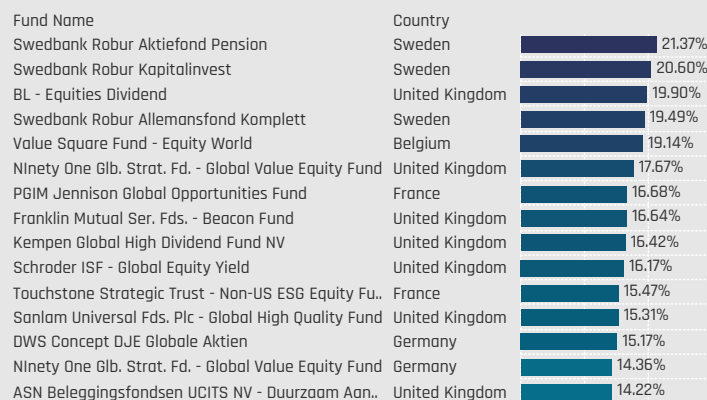
Americas: Largest Fund Country Overweights, %



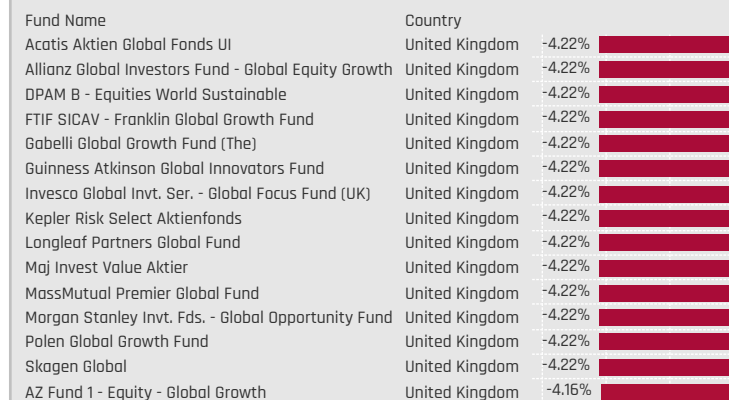
Americas: Largest Fund Country Underweights, %



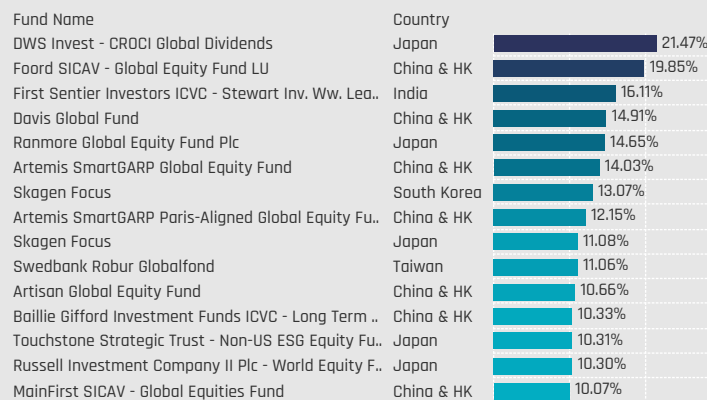
EMEA: Largest Fund Country Overweights, %



EMEA: Largest Fund Country Underweights, %



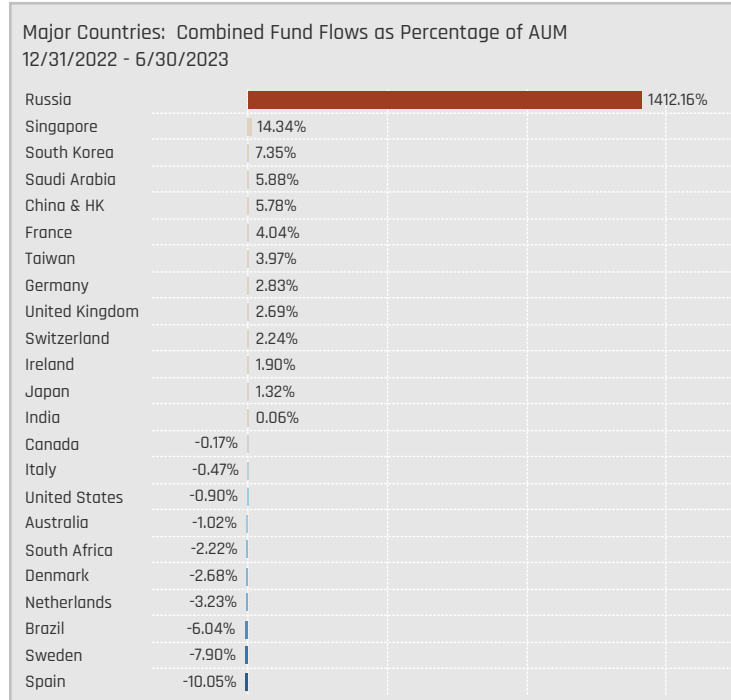
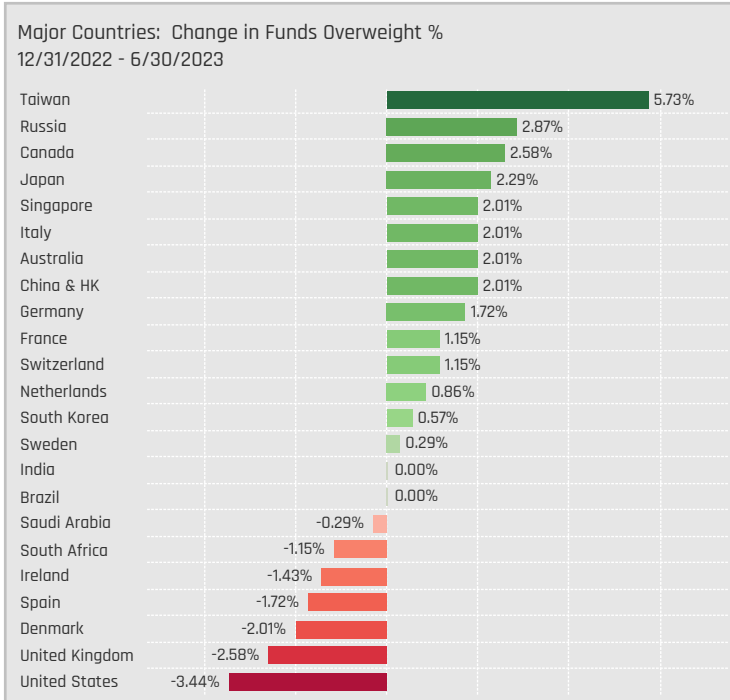
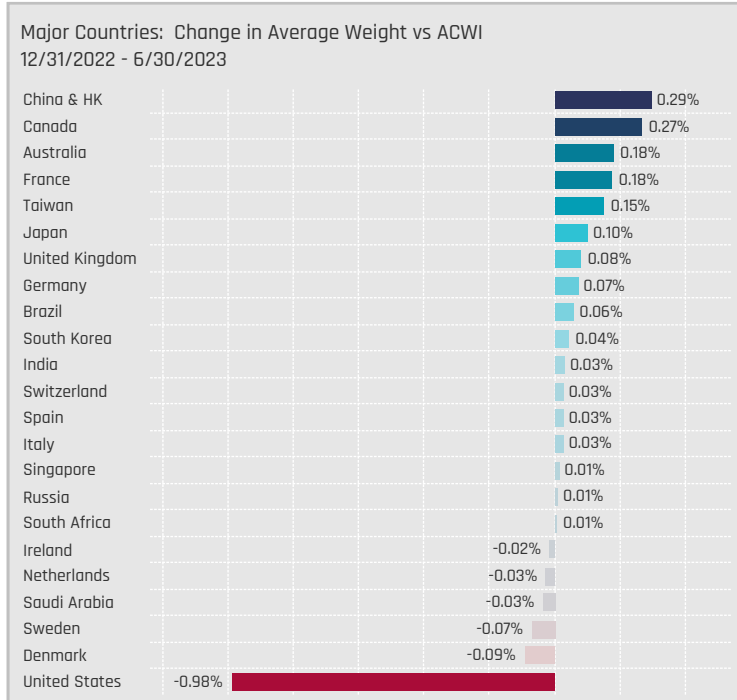
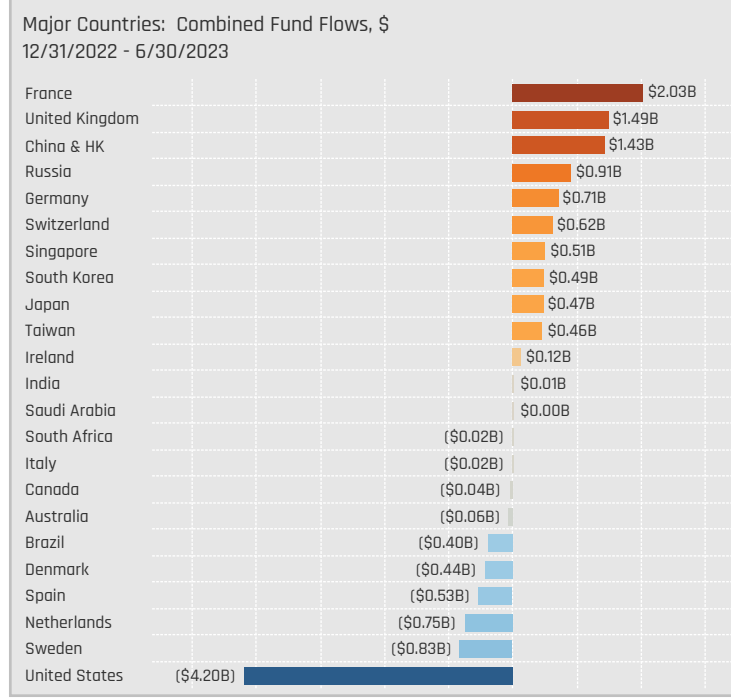
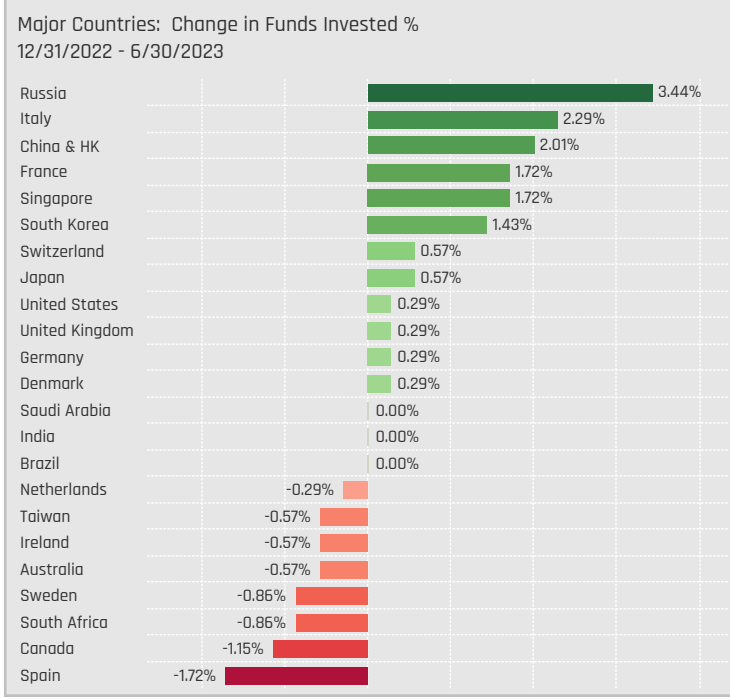
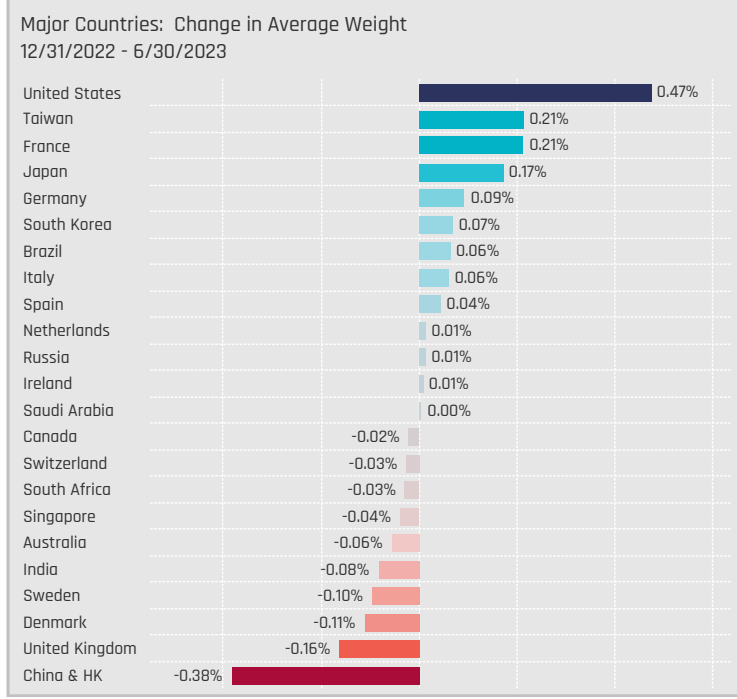
Asia: Largest Fund Country Overweights, %



Asia: Largest Fund Country Underweights, %



Country Allocation Changes [Aggregate]



Country Allocation Changes [Fund Level]

Americas: Largest Changes in Country Weight, % 12/31/2022 - 6/30/2023

Fund Name	New or Closed	Country	Fund Weight, %	Weight Change, %
DWS Concept DJE Globale Aktien		United States	36.66%	10.37%
Davis Global Fund		United States	46.93%	9.71%
Baillie Gifford Investment Funds ICVC - Long Te..		United States	54.20%	9.19%
DWS Global Growth		United States	64.76%	8.84%
Swedbank Robur Globalfond		United States	72.93%	8.42%
Invesco Global Inv. Ser. - Global Focus Fund (UK)		United States	62.35%	8.01%
Ninety One Glb. Strat. Fd. - Global Strategic Equ..		United States	55.93%	7.73%
Covea Actions Monde		United States	56.22%	-6.41%
Templeton Growth Fund Inc.		United States	42.98%	-6.62%
BNY Mellon Investment Fds. - Global Income Fu..		United States	41.90%	-6.80%
Causeway Global Value Fund		United States	29.25%	-7.88%
Delaware Ivy Global Growth Fund		United States	54.87%	-8.22%
Castle Focus Fund		United States	58.98%	-9.95%
Delaware Global Value Equity Fund		United States	25.53%	-13.89%

Americas: Largest Country Level Fund Flows, \$ 12/31/2022 - 6/30/2023

Fund Name	New or Closed	Country	Fund AUM, \$	Fund Flows, \$
SJP Global Quality Fund		United States	\$8,883M	\$1,125.0M
St. James's Place Unit Trust - Global Value		United States	\$7,017M	\$1,105.1M
Swedbank Robur Globalfond		United States	\$6,765M	\$665.5M
UniGlobal		United States	\$9,318M	\$507.9M
Guinness Asset Mgmt. Fund Plc - Global Equity I..		United States	\$2,878M	\$502.1M
UniNachhaltig Aktien Global		United States	\$3,026M	\$459.3M
UniGlobal - net -		United States	\$4,106M	\$363.3M
DWS Top Dividende		United States	\$6,783M	(\$562.9M)
Fidelity Series Intrinsic Opportunities Fund		United States	\$2,195M	(\$565.7M)
American Funds New Perspective Fund		United States	\$59,332M	(\$572.8M)
St. James's Place International Equity Unit Trust		United States	\$5,458M	(\$775.7M)
Old Westbury Large Cap Strategies Fund		United States	\$15,670M	(\$1,022.4M)
First Eagle Global Fund		United States	\$20,566M	(\$1,198.4M)
American Funds Capital World Growth & Incom..		United States	\$51,277M	(\$1,645.9M)

EMEA: Largest Changes in Country Weight, % 12/31/2022 - 6/30/2023

Fund Name	New or Closed	Country	Fund Weight, %	Weight Change, %
Langleaf Partners Global Fund		Netherlands	14.25%	8.21%
Delaware Global Value Equity Fund		United Kingdom	13.11%	6.27%
AB Sustainable Global Thematic Fund		United Kingdom	11.99%	6.01%
RBC Global Opportunities Fund	New	France	5.78%	5.78%
Delaware Global Value Equity Fund		Germany	12.75%	5.18%
Janus Henderson Global Equity Fund	New	Netherlands	4.64%	4.64%
Janus Henderson Global Equity Fund	New	France	4.44%	4.44%
Virtus NFJ Global Sustainability Fund		Germany	1.30%	-5.17%
Swedbank Robur Kapitalinvest		Sweden	21.33%	-5.33%
Franklin Mutual Ser. Fds. - Beacon Fund		Netherlands	3.14%	-5.88%
Swedbank Robur Allemansfond Komplet		Sweden	20.22%	-5.94%
Causeway Global Value Fund		United Kingdom	12.28%	-5.96%
Ninety One Glb. Strat. Fd. - Global Value Equity ..		Netherlands	6.67%	-5.96%
Janus Henderson Global Equity Fund		United Kingdom	11.12%	-8.24%

EMEA: Largest Country Level Fund Flows, \$ 12/31/2022 - 6/30/2023

Fund Name	New or Closed	Country	Fund AUM, \$	Fund Flows, \$
American Funds Capital World Growth & Incom..		France	\$8,659M	\$746.5M
St. James's Place Unit Trust - Global Value		France	\$1,199M	\$614.6M
American Funds New Perspective Fund	New	Russia	\$489M	\$489.1M
American Funds Capital World Growth & Incom..	New	Russia	\$405M	\$405.4M
St. James's Place Unit Trust - Global Value		United Kingdom	\$1,641M	\$326.4M
SJP Global Quality Fund		Netherlands	\$707M	\$305.4M
Robeco Capital Gr. Fds. - BP Global Premium Eq..		United Kingdom	\$777M	\$223.1M
Swedbank Robur Globalfond		Denmark	\$39M	(\$184.5M)
Franklin Mutual Ser. Fds. - Beacon Fund		Netherlands	\$93M	(\$212.1M)
SJP Global Quality Fund		Spain	\$87M	(\$212.4M)
Franklin Mutual Ser. Fds. - Global Discovery Fund		Germany	\$749M	(\$221.1M)
Swedbank Robur Allemansfond Komplet		Sweden	\$1,643M	(\$381.9M)
American Funds Capital World Growth & Incom..		Norway	\$342M	(\$384.6M)
American Funds New Perspective Fund		Netherlands	\$3,523M	(\$487.0M)

Asia: Largest Changes in Country Weight, % 12/31/2022 - 6/30/2023

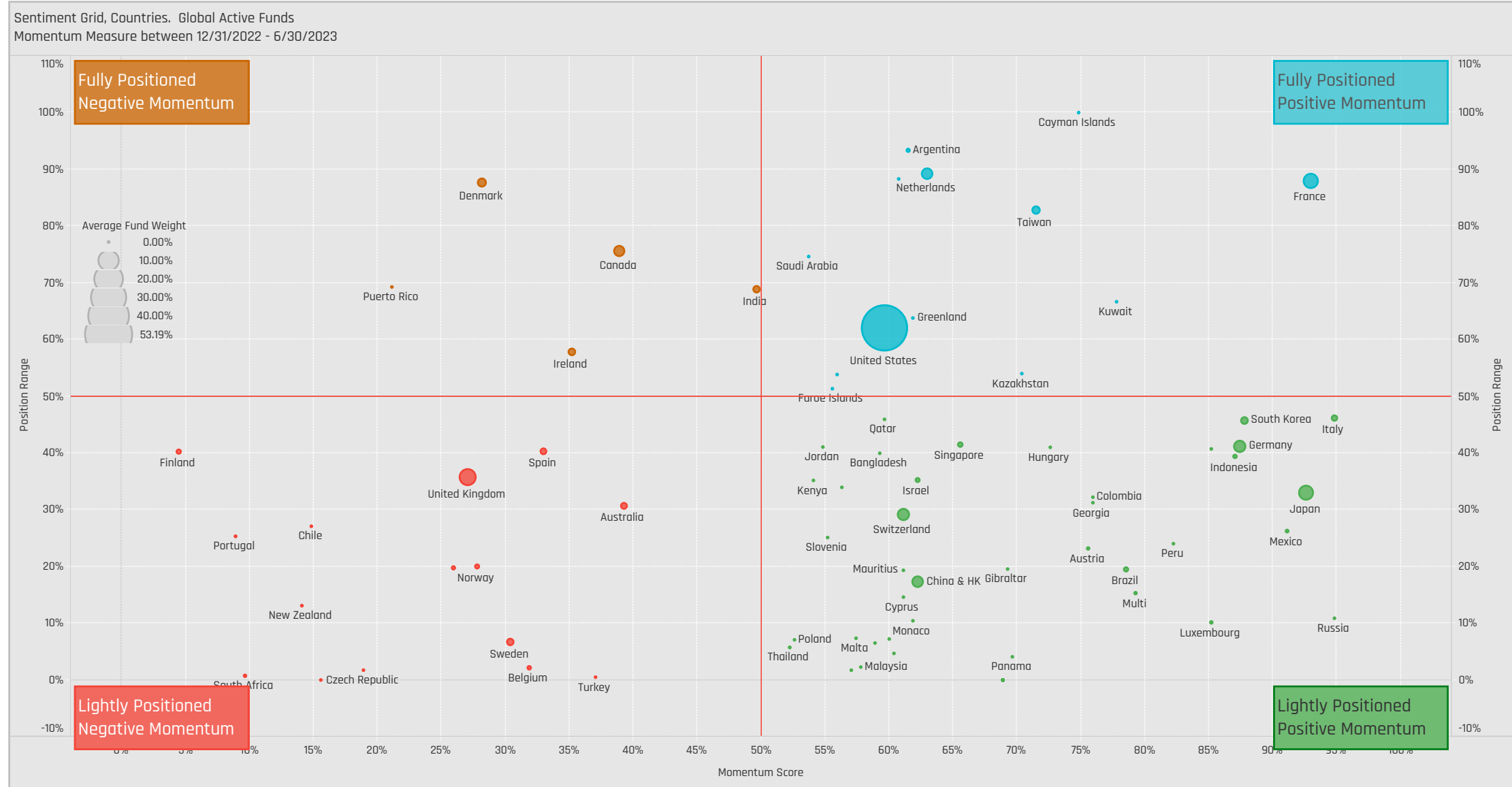
Fund Name	New or Closed	Country	Fund Weight, %	Weight Change, %
DWS Invest - CROCI Global Dividends		Japan	27.09%	6.94%
SEB Fund 1 - Global Climate Opportunity Fund		Taiwan	6.29%	5.19%
Premier Miton Global Sustainable Growth Fund		Japan	6.74%	4.56%
Janus Henderson Global Equity Fund	New	China & HK	4.08%	4.08%
Artisan Global Equity Fund		China & HK	14.36%	3.69%
Threadneedle (Lux) - Global Focus Fund		Japan	8.13%	3.62%
Covea Actions Monde		Japan	10.76%	3.57%
SEB Fund 1 - Global Climate Opportunity Fund		China & HK	5.97%	-3.94%
Robeco Capital Gr. Fds. - QI Global Momentum E..		Japan	5.82%	-3.97%
MainFirst SICAV - Global Equities Fund		China & HK	13.76%	-4.13%
Invesco Global Inv. Ser. - Global Focus Fund (UK)		China & HK	10.05%	-5.33%
Davis Global Fund		China & HK	18.60%	-6.34%
Baillie Gifford Investment Funds ICVC - Long Te..		China & HK	14.02%	-7.33%
SVS Aubrey Capital Mgmt. Inv. Funds - Global ..	Close	India	0.00%	-8.49%

Asia: Largest Country Level Fund Flows, \$ 12/31/2022 - 6/30/2023

Fund Name	New or Closed	Country	Fund AUM, \$	Fund Flows, \$
American Funds Capital World Growth & Incom..		Japan	\$7,154M	\$460.6M
UniGlobal		Japan	\$804M	\$375.9M
UniGlobal	New	China & HK	\$311M	\$336.7M
American Funds Global Insight Fund		Japan	\$609M	\$238.1M
American Funds Capital World Growth & Incom..		Taiwan	\$3,228M	\$194.5M
Franklin Mutual Ser. Fds. - Global Discovery Fund	New	Singapore	\$153M	\$176.3M
UniGlobal - net -		Japan	\$355M	\$168.4M
St. James's Place Unit Trust - Sust. & Responsi..	Close	Taiwan		(\$114.3M)
SJP Global Quality Fund		Japan	\$375M	(\$115.7M)
Franklin Mutual Ser. Fds. - Global Discovery Fund		Japan	\$514M	(\$118.3M)
UniGlobal		Australia	\$24M	(\$130.4M)
American Funds Capital World Growth & Incom..		India	\$2,954M	(\$131.3M)
Dodge & Cox Global Stock Fund		China & HK	\$339M	(\$134.0M)
American Funds New Perspective Fund		Japan	\$3,560M	(\$371.3M)

Country Sentiment Grid

We combine the latest Country positioning, long-term positioning and short-term fund activity in the 'Sentiment Grid', below. The Y-Axis measures where today's ownership levels in each Country sit relative to the long-term range. We calculate the Z-Score of today's average weight, funds invested % and funds O/W %, relative to all monthly observations in our fund history (going back to 9/30/2012). A figure close to 100% would indicate today's positioning is close to its maximum ever level, a figure close to zero, the lowest. The X-axis provides a measure of short-term fund activity, or 'Momentum', by looking at the changes in average weight, funds invested % and funds o/w % between 12/31/2022 and 6/30/2023, relative to each Country. A figure above 50% means a Country has seen relative increases in ownership, a figure below 50% indicates a relative decrease in positioning. The size of the bubble represents the average weight of each Country.



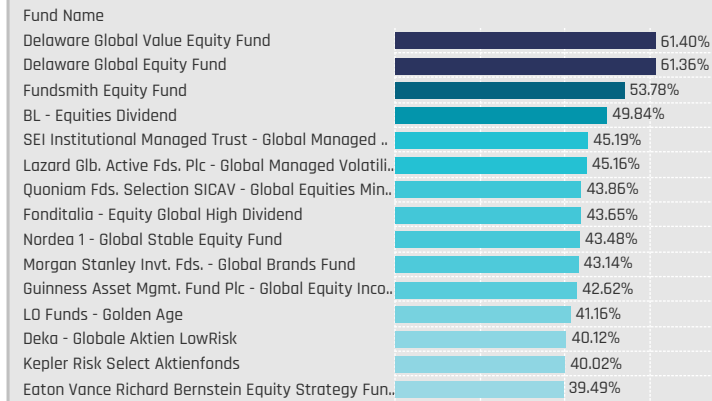
Position Range: Average of:
Z-Score Average Weight vs history
Z-Score Funds Invested % vs history
Z-Score Funds O/W % vs history

Momentum Score: Average of:
Change in Average Weight (Percentile vs Peers)
Change in Funds Invested % (Percentile vs Peers)
Change in Funds O/W % (Percentile vs Peers)

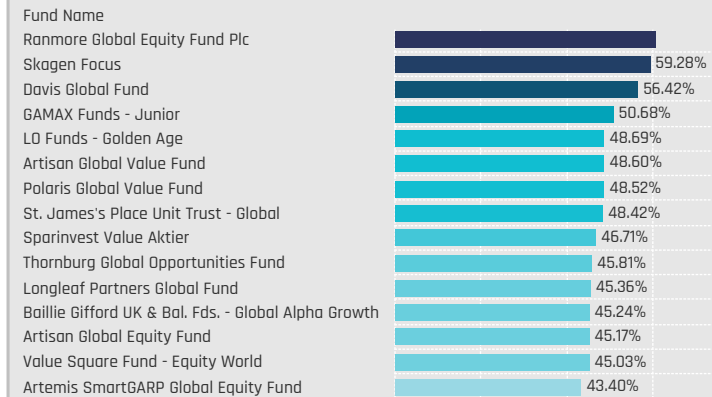
Sector Group Allocations

Sector Group Allocations

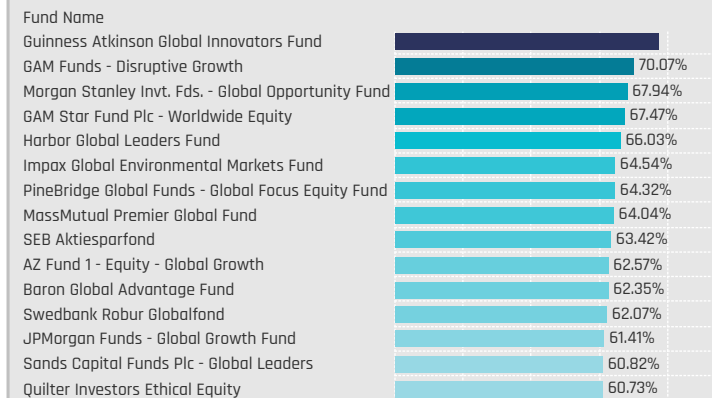
Defensive: Largest Fund Weights, %



Cyclical: Largest Fund Weights, %

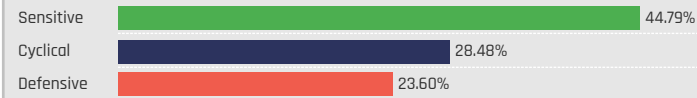


Sensitive: Largest Fund Weights, %

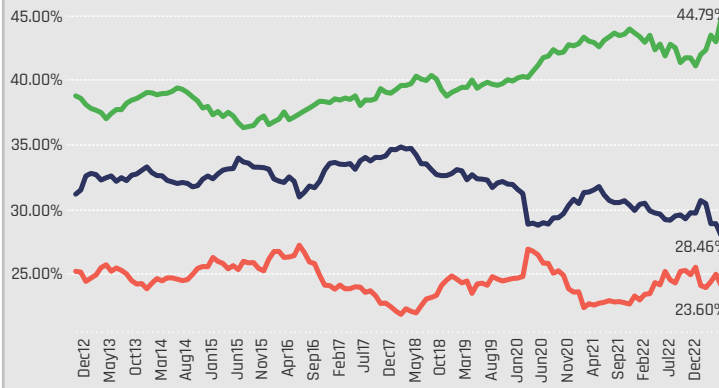


Defensives: Consumer Staples, Health Care, Utilities
 Cyclical: Consumer Discretionary, Financials, Materials, Real Estate
 Sensitive: Communication Services, Energy, Industrials, Information Technology

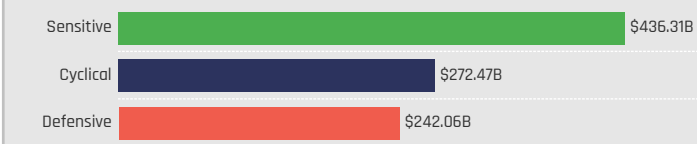
Average Fund Weight by Sector Group



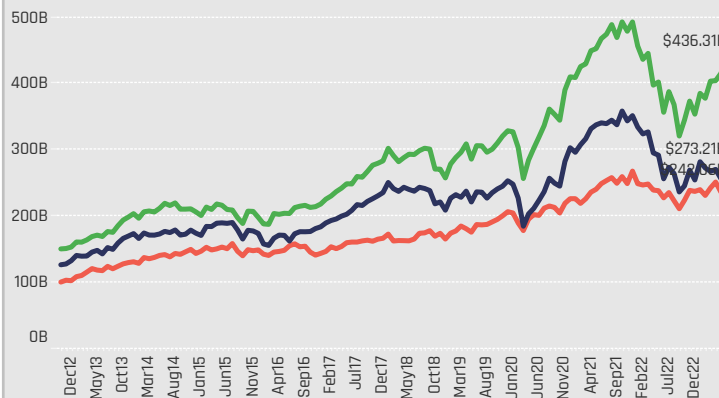
Average Fund Weight Time-Series by Sector Group



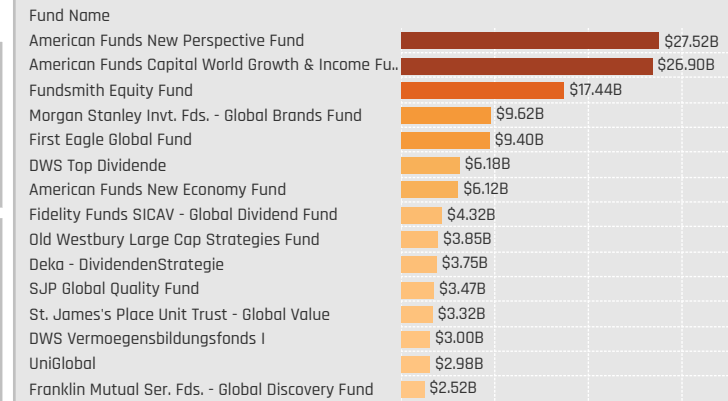
Combined Fund AUM, \$ by Sector Group



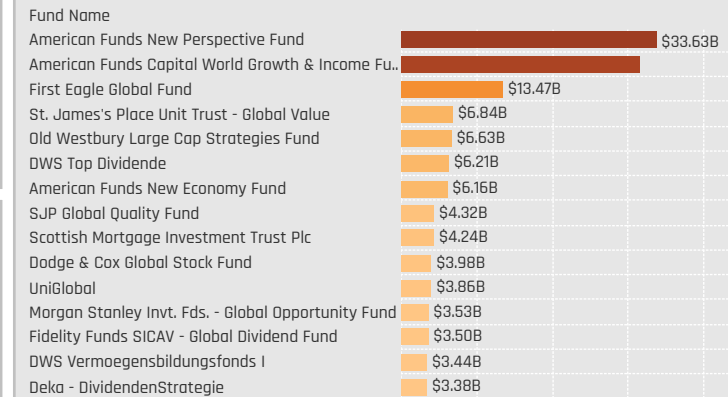
Combined Fund AUM, \$ Time-Series by Sector Group



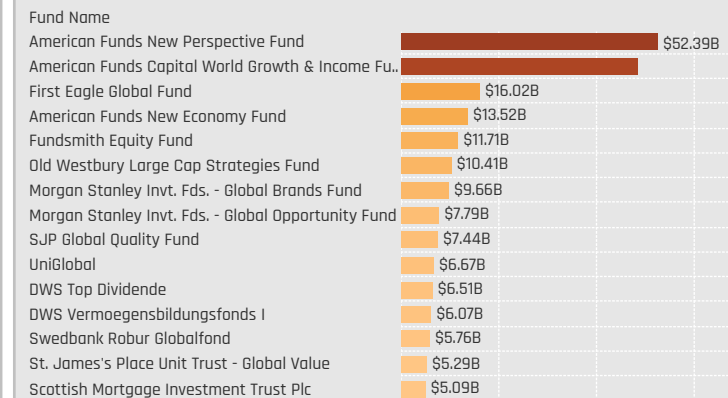
Defensive: Largest Fund AUM, \$



Cyclical: Largest Fund AUM, \$

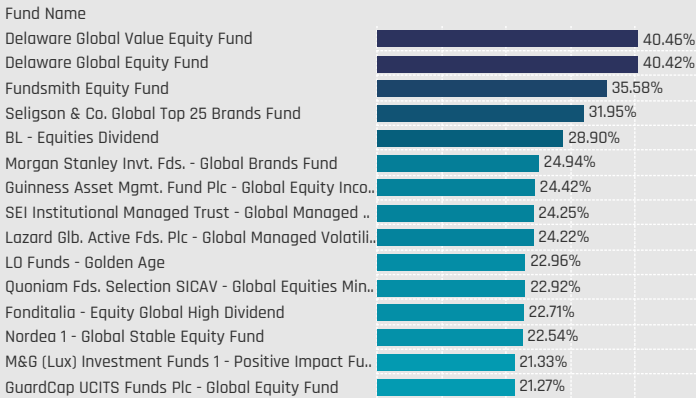


Sensitive: Largest Fund AUM, \$

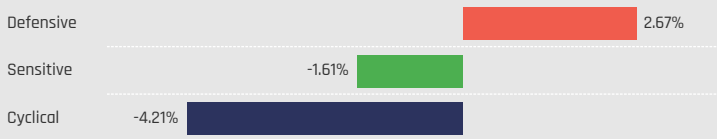


Sector Group Allocations Relative to Benchmark

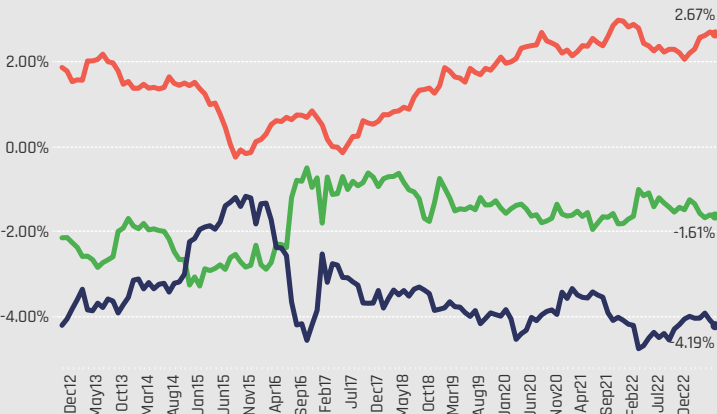
Defensive: Largest Overweight Allocations, %



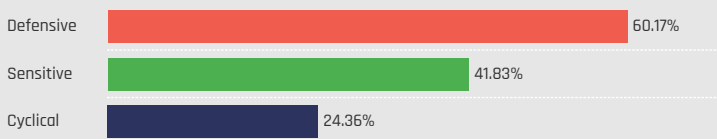
Average Fund Weight vs ACWI by Sector Group



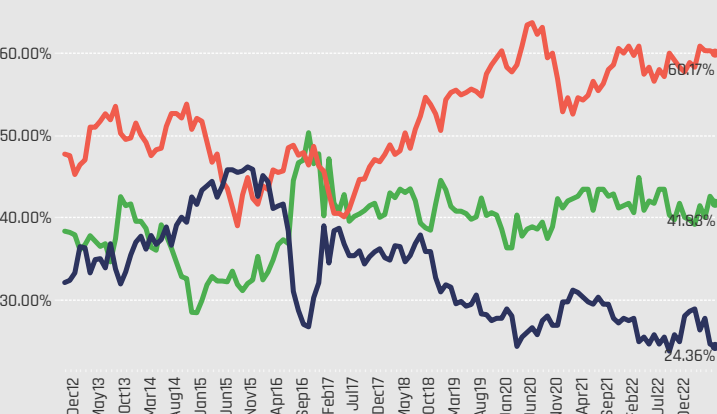
Average Fund Weight vs ACWI Time-Series by Sector Group



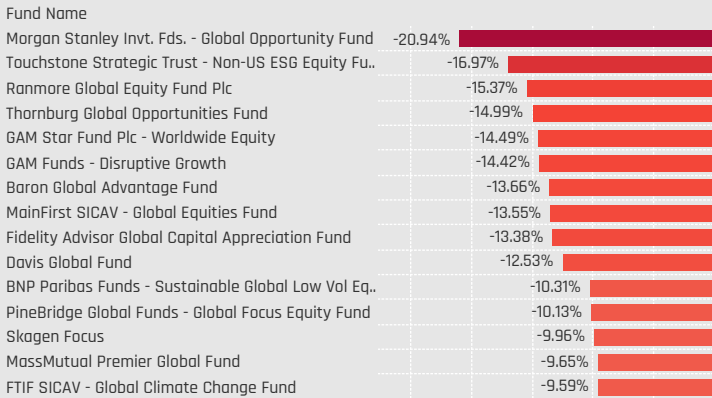
Percentage of Funds Overweight the ACWI by Sector Group



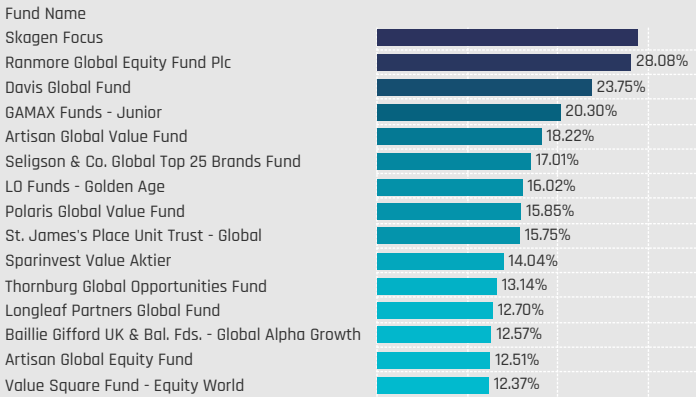
Percentage of Funds Overweight the ACWI Time-Series by Sector Group



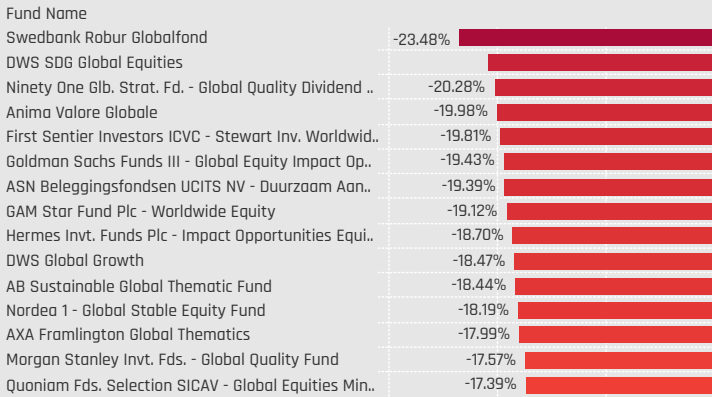
Defensive: Largest Underweight Allocations, %



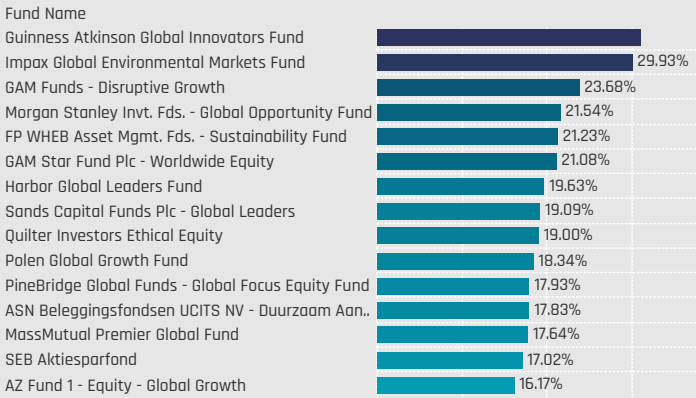
Cyclical: Largest Overweight Allocations, %



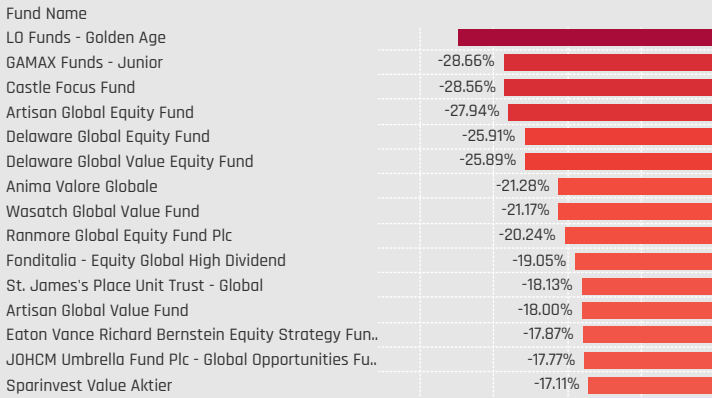
Cyclical: Largest Underweight Allocations, %



Sensitive: Largest Overweight Allocations, %



Sensitive: Largest Underweight Allocations, %



Sector Group Allocation Changes [Fund Level]

Defensives: Largest Changes in Fund Weight, %. 12/31/2022 - 6/30/2023

Fund Name	New or Closed	Fund Weight, %	Weight Change, %
Franklin Mutual Ser. Fds. - Quest Fund		25.34%	8.59%
Artisan Global Equity Fund		33.42%	8.04%
Delaware Ivy Global Growth Fund		22.93%	6.30%
Quilter Investors Series I - Global Unconstrained Equity Fund		18.28%	5.24%
Invesco Global Invnt. Ser. - Global Equity Income Fund (UK)		14.30%	5.02%
Aviva Investors SICAV - Global Equity Endurance Fund		14.51%	4.48%
JPMorgan Funds - Global Focus Fund		22.32%	4.09%
UniGlobal - net -		20.78%	-7.88%
Artemis Global Select Fund		24.85%	-8.00%
Fidelity Inv. Trust - Worldwide Fund		15.22%	-8.12%
Delaware Global Value Equity Fund		61.40%	-8.86%
Baillie Gifford Investment Funds ICVC - Positive Change Fund		26.49%	-9.00%
JPMorgan Funds - Global Growth Fund		17.30%	-9.16%
PGIM Jennison Global Opportunities Fund		18.47%	-15.19%

Defensives: Largest Fund Flows, \$. 12/31/2022 - 6/30/2023

Fund Name	New or Closed	Fund AUM, \$	Fund Flows, \$
SJP Global Quality Fund		\$3,470M	\$864.4M
Swedbank Robur Globalfond		\$2,280M	\$696.0M
St. James's Place Unit Trust - Global Value		\$3,318M	\$548.8M
Guinness Asset Mgmt. Fund Plc - Global Equity Income Fund		\$2,049M	\$340.7M
American Funds Capital World Growth & Income Fund		\$26,896M	\$304.9M
American Funds New Economy Fund		\$6,120M	\$303.2M
JPMorgan Funds - Global Focus Fund		\$715M	\$263.5M
Fidelity Series Intrinsic Opportunities Fund		\$480M	(\$259.4M)
St. James's Place International Equity Unit Trust		\$1,712M	(\$259.5M)
Templeton Growth Fund Inc.		\$1,848M	(\$284.8M)
Scottish Mortgage Investment Trust Plc		\$2,224M	(\$332.5M)
American Funds New Perspective Fund		\$27,516M	(\$370.6M)
Morgan Stanley Invnt. Fds. - Global Brands Fund		\$9,622M	(\$428.1M)
PGIM Jennison Global Opportunities Fund		\$959M	(\$602.0M)

Cyclicals: Largest Changes in Fund Weight, %. 12/31/2022 - 6/30/2023

Fund Name	New or Closed	Fund Weight, %	Weight Change, %
Artemis Global Income Fund		41.22%	9.11%
Robeco Capital Gr. Fds. - QI Global Momentum Equities		36.22%	7.71%
Artisan Global Equity Fund		45.17%	7.67%
Artemis SmartGARP Global Equity Fund		43.40%	6.57%
Fidelity Series Intrinsic Opportunities Fund		40.23%	5.39%
Delaware Global Value Equity Fund		18.16%	5.04%
UniNachhaltig Aktien Global		26.60%	4.56%
UniValueFonds: Global		29.57%	-7.58%
Covea Actions Monde		26.02%	-7.94%
Quilter Investors Series I - Global Unconstrained Equity Fund		36.08%	-7.98%
T Rowe Price Global Stock Fund		25.24%	-8.59%
Causeway Global Value Fund		19.92%	-8.80%
Baillie Gifford Investment Funds II ICVC - Sustainable Growth		26.32%	-8.83%
Franklin Mutual Ser. Fds. - Quest Fund		30.09%	-12.47%

Cyclicals: Largest Fund Flows, \$. 12/31/2022 - 6/30/2023

Fund Name	New or Closed	Fund AUM, \$	Fund Flows, \$
St. James's Place Unit Trust - Global Value		\$6,844M	\$1,337.4M
UniGlobal		\$3,860M	\$696.0M
DWS Top Dividende		\$6,214M	\$637.8M
UniGlobal - net -		\$1,717M	\$357.2M
Morgan Stanley Invnt. Fds. - Global Brands Fund		\$2,533M	\$329.1M
UniNachhaltig Aktien Global		\$1,317M	\$319.4M
Robeco Capital Gr. Fds. - BP Global Premium Equities		\$1,681M	\$308.9M
Franklin Mutual Ser. Fds. - Global Discovery Fund		\$2,524M	(\$255.0M)
Franklin Mutual Ser. Fds. - Beacon Fund		\$833M	(\$256.2M)
St. James's Place International Equity Unit Trust		\$3,076M	(\$270.3M)
T Rowe Price Global Stock Fund		\$1,328M	(\$273.4M)
Swedbank Robur Allemansfond Komplet		\$1,494M	(\$330.7M)
American Funds Capital World Growth & Income Fund		\$31,471M	(\$1,607.7M)
American Funds New Perspective Fund		\$33,627M	(\$2,214.4M)

Sensitives: Largest Changes in Fund Weight, %. 12/31/2022 - 6/30/2023

Fund Name	New or Closed	Fund Weight, %	Weight Change, %
DWS Concept DJE Globale Aktien		49.39%	16.17%
Covea Actions Monde		47.82%	13.74%
DWS Global Growth		57.80%	12.27%
JPMorgan Funds - Global Growth Fund		61.41%	11.59%
SEB Aktiesparfond		63.42%	11.33%
Fidelity Inv. Trust - Worldwide Fund		52.58%	11.19%
T Rowe Price Global Stock Fund		56.34%	11.18%
Longleaf Partners Global Fund		36.26%	-3.80%
Artemis Global Income Fund		40.72%	-4.04%
Delaware Ivy Global Growth Fund		50.16%	-4.28%
Alger Global Focus Fund		49.60%	-4.42%
DWS Invest - CROCI Global Dividends		47.02%	-4.69%
BNY Mellon Investment Fds. - Global Income Fund		33.89%	-5.33%
Artisan Global Equity Fund		18.45%	-15.30%

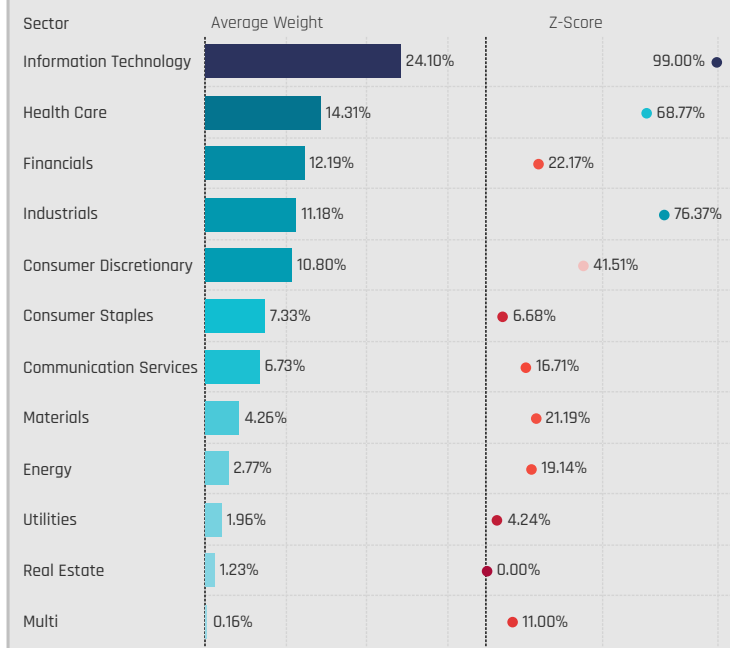
Sensitives: Largest Fund Flows, \$. 12/31/2022 - 6/30/2023

Fund Name	New or Closed	Fund AUM, \$	Fund Flows, \$
American Funds New Perspective Fund		\$52,386M	\$1,830.1M
St. James's Place Unit Trust - Global Value		\$5,285M	\$866.0M
UniGlobal		\$6,670M	\$845.9M
American Funds Capital World Growth & Income Fund		\$48,466M	\$826.9M
SJP Global Quality Fund		\$7,435M	\$553.6M
UniGlobal - net -		\$2,947M	\$470.1M
Robeco Capital Gr. Fds. - BP Global Premium Equities		\$2,448M	\$390.9M
Delaware Ivy Global Growth Fund		\$273M	(\$229.5M)
BNY Mellon Investment Fds. - Global Income Fund		\$1,540M	(\$252.2M)
St. James's Place International Equity Unit Trust		\$4,321M	(\$315.0M)
Old Westbury Large Cap Strategies Fund		\$10,405M	(\$382.7M)
Franklin Mutual Ser. Fds. - Global Discovery Fund		\$3,499M	(\$420.7M)
DWS Top Dividende		\$6,510M	(\$577.3M)
First Eagle Global Fund		\$16,017M	(\$1,290.6M)

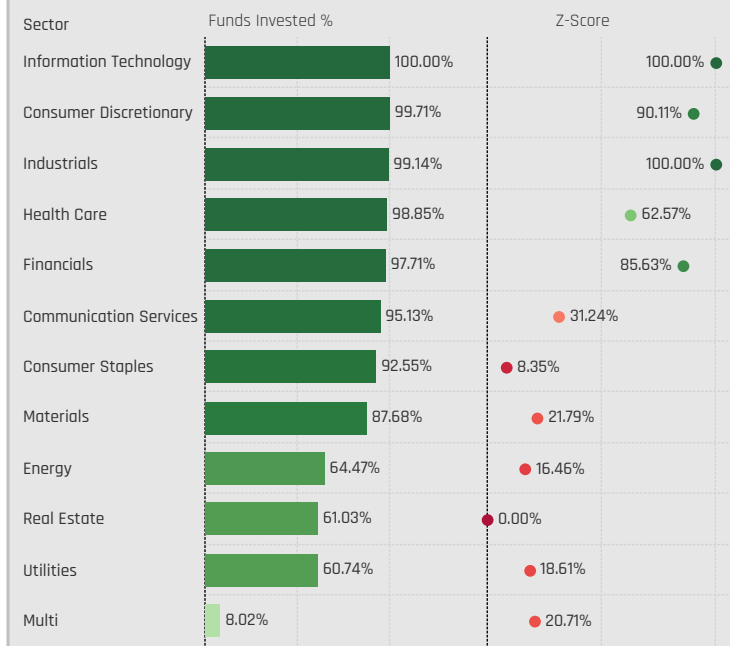
Sector Allocations

Sector Allocations

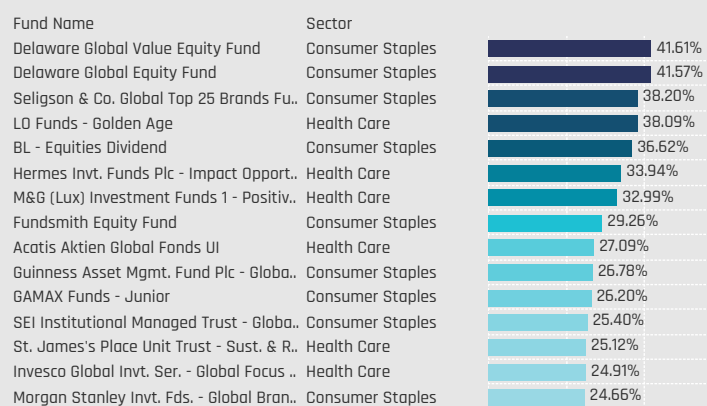
Sectors: Average Fund Weights / Z-Score (9/30/2012 - Present)



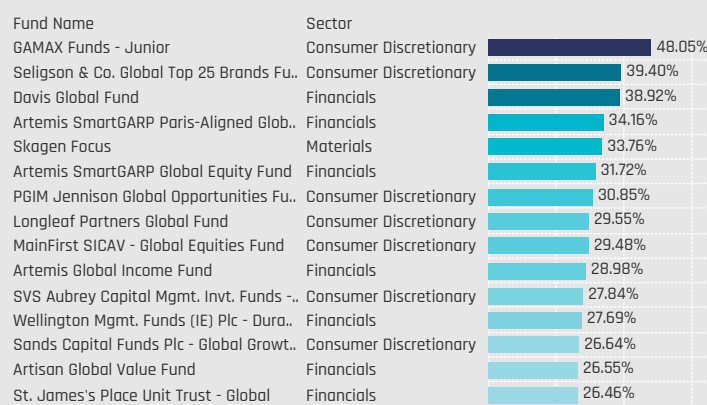
Sectors: Funds Invested %



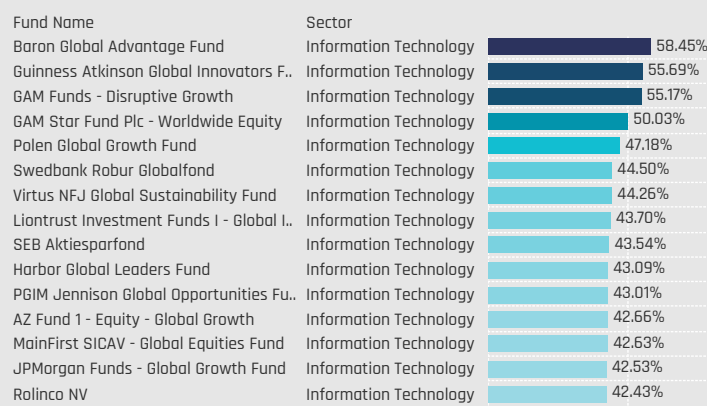
Defensive Sectors: Largest Fund Weights, %



Cyclical Sectors: Largest Fund Weights, %



Sensitive Sectors: Largest Fund Weights, %



Defensive Sectors: Largest Fund AUM, \$



Cyclical Sectors: Largest Fund AUM, \$

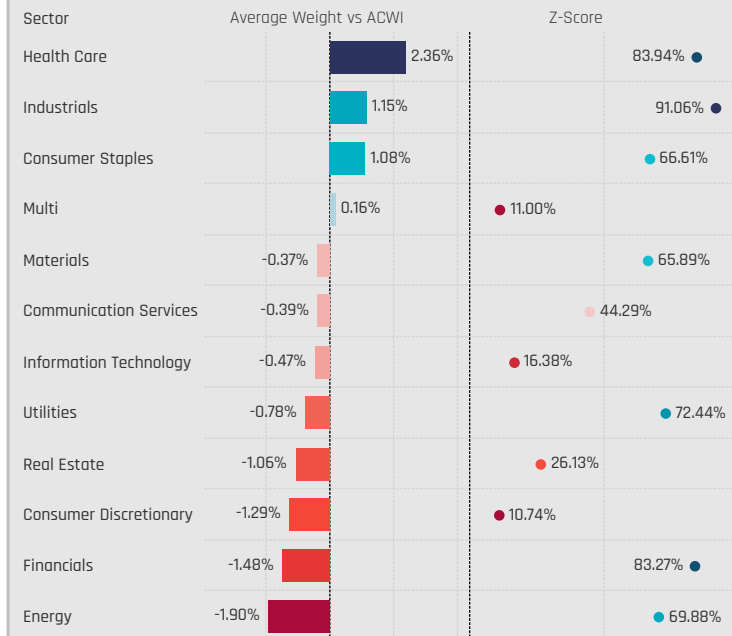


Sensitive Sectors: Largest Fund AUM, \$

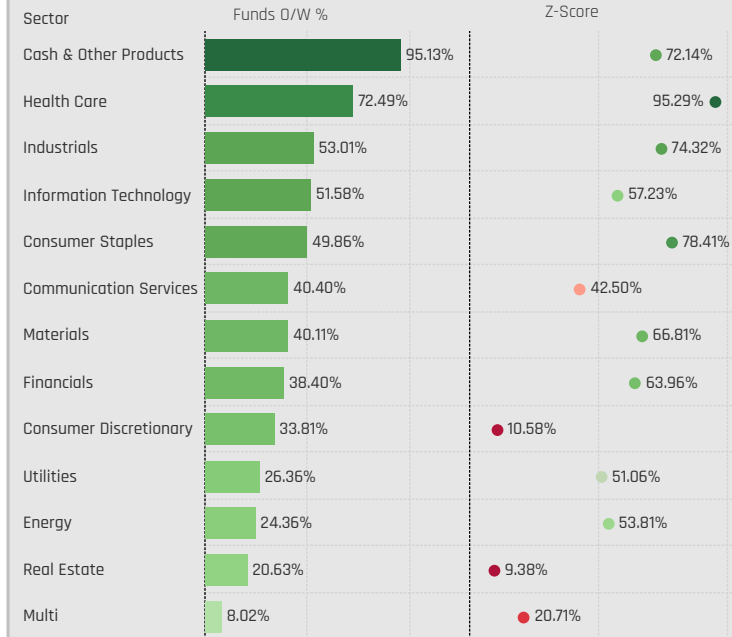


Sector Allocations Relative to Benchmark

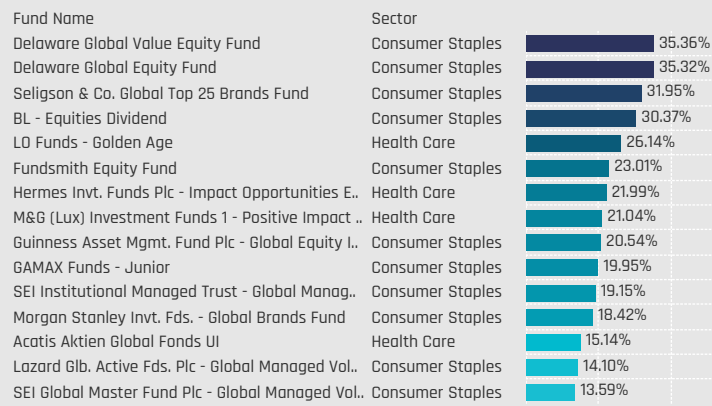
Sectors: Average Weight vs ACWI / Z-Score (9/30/2012 - Present)



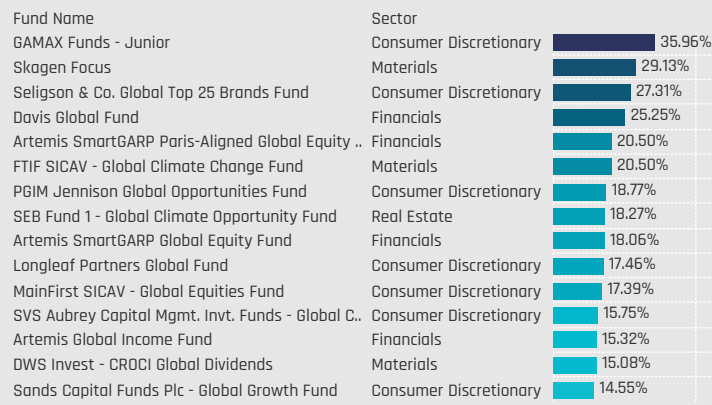
Sectors: Funds Overweight % / Z-Score (9/30/2012 - Present)



Defensive Sectors: Largest Fund Overweights, %



Cyclical Sectors: Largest Fund Overweights, %



Sensitive Sectors: Largest Fund Overweights, %



Defensive Sectors: Largest Fund Underweights, %



Cyclical Sectors: Largest Fund Underweights, %

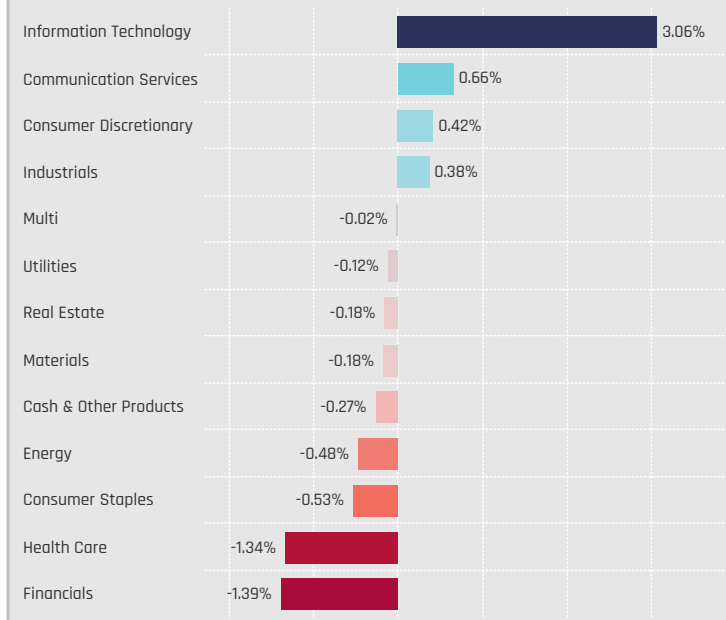


Sensitive Sectors: Largest Fund Underweights, %

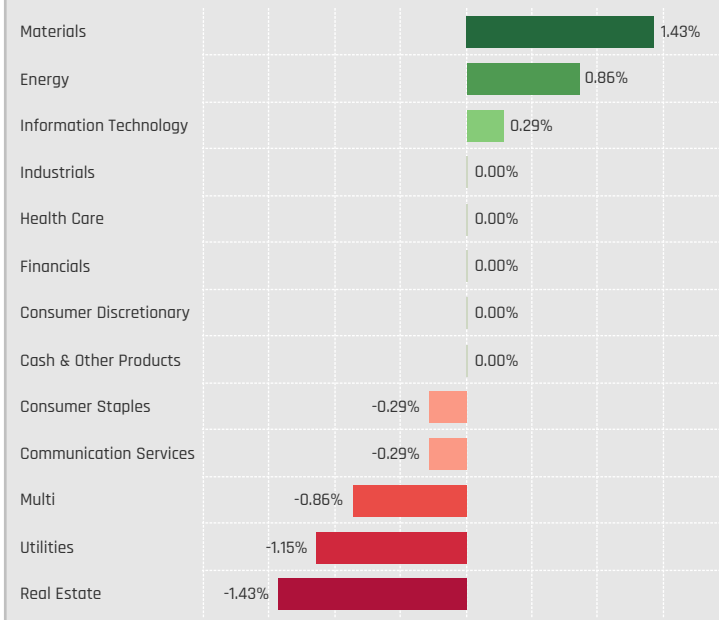


Sector Allocation Changes [Aggregate]

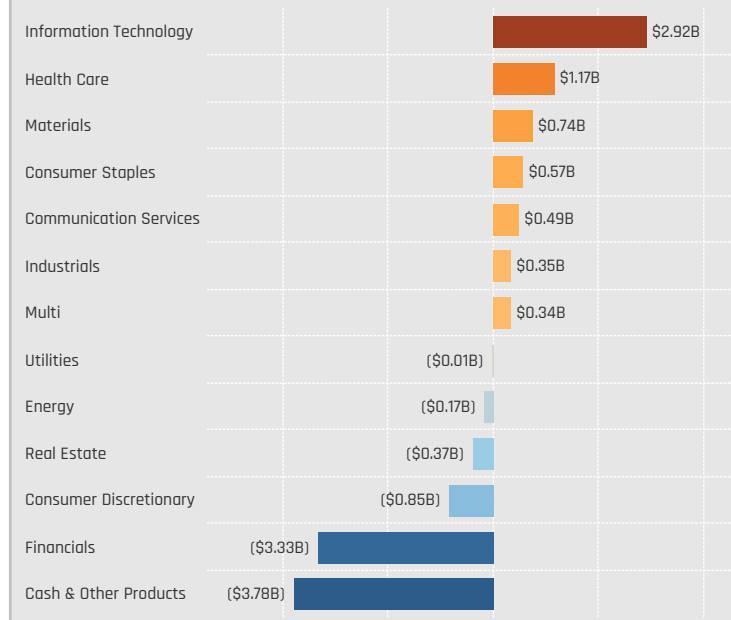
Sectors: Change in Average Weight
12/31/2022 - 6/30/2023



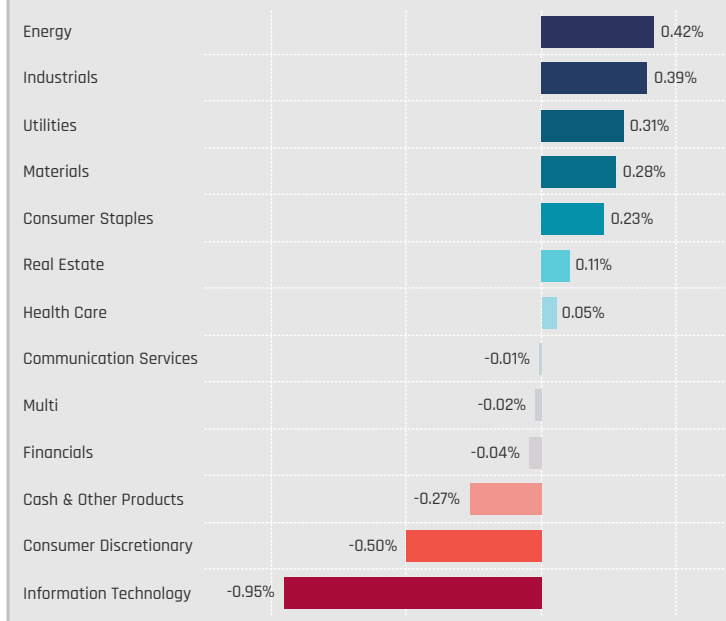
Sectors: Change in Funds Invested %
12/31/2022 - 6/30/2023



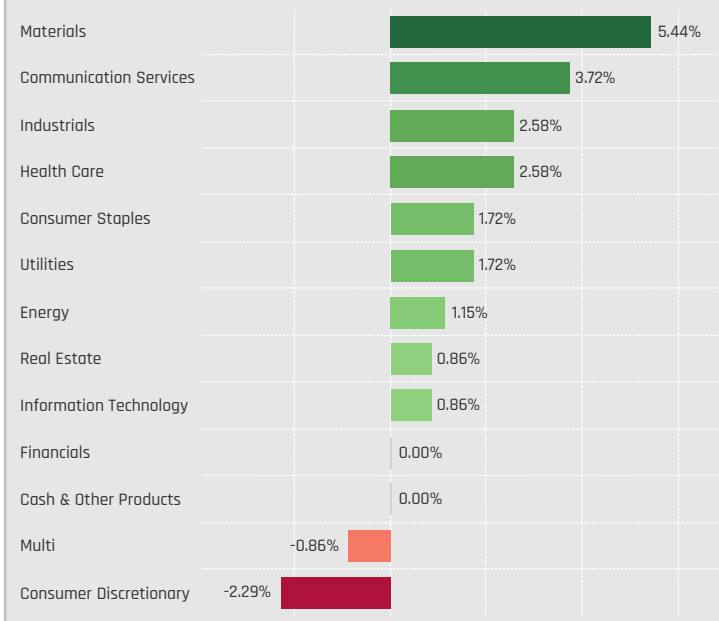
Sectors: Combined Fund Flows, \$
12/31/2022 - 6/30/2023



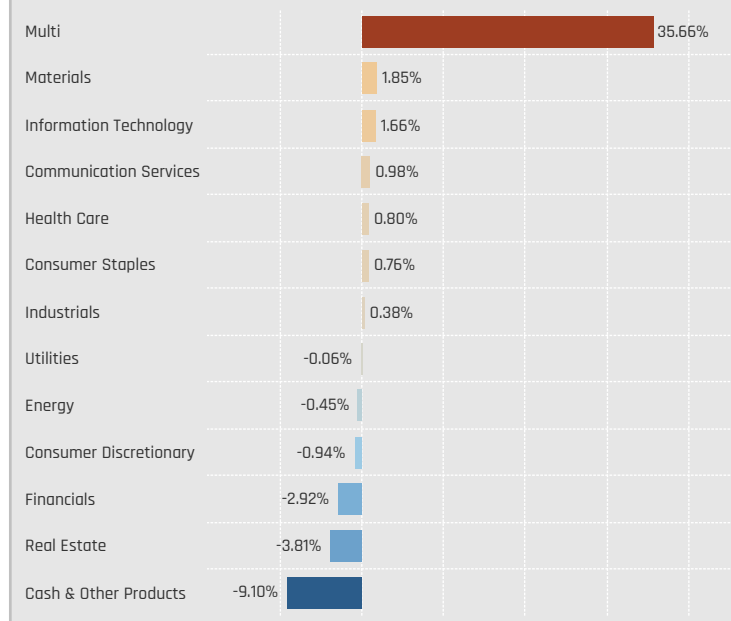
Sectors: Change in Average Weight vs ACWI
12/31/2022 - 6/30/2023



Sectors: Change in Funds Overweight %
12/31/2022 - 6/30/2023



Sectors: Combined Fund Flows as Percentage of AUM
12/31/2022 - 6/30/2023



Sector Allocation Changes [Fund Level]

Defensive Sectors: Largest Changes in Fund Weight, %, 12/31/2022 - 6/30/2023

Fund Name	New or C.	Sector	Fund Weight, %	Weight Change, %
Franklin Mutual Ser. Fds. - Quest Fund		Health Care	16.71%	6.49%
Artisan Global Equity Fund		Consumer Staples	9.79%	4.62%
Aviva Investors SICAV - Global Equity Enduranc..		Health Care	14.51%	4.48%
Artisan Global Equity Fund		Health Care	23.63%	4.35%
Delaware Ivy Global Growth Fund		Consumer Staples	6.59%	4.18%
AB Sustainable Global Thematic Fund		Health Care	19.94%	3.63%
Alger Global Focus Fund		Health Care	11.98%	3.52%
UniGlobal - net -		Health Care	14.30%	-6.64%
JPMorgan Funds - Global Growth Fund		Health Care	11.45%	-6.96%
Invesco Global Invnt. Ser. - Global Focus Fund (UK)		Health Care	24.91%	-7.00%
Baillie Gifford Investment Funds ICVC - Positive..		Health Care	20.41%	-8.37%
Robeco Capital Gr. Fds. - BP Global Premium Eq..		Health Care	15.30%	-8.59%
Robeco Capital Gr. Fds. - QI Global Momentum E..		Health Care	7.03%	-9.71%
PGIM Jennison Global Opportunities Fund		Health Care	11.49%	-13.89%

Defensive Sectors: Largest Fund Flows, \$, 12/31/2022 - 6/30/2023

Fund Name	New or Cl.	Sector	Fund AUM, \$	Fund Flows, \$
American Funds Capital World Growth & Incom..		Health Care	\$16,438M	\$870.2M
Swedbank Robur Globalfond		Health Care	\$2,280M	\$735.3M
St. James's Place Unit Trust - Global Value		Health Care	\$2,035M	\$429.8M
SJP Global Quality Fund		Consumer Staples	\$957M	\$420.4M
American Funds New Economy Fund		Health Care	\$5,711M	\$364.0M
DWS Top Dividende		Health Care	\$3,447M	\$261.1M
SJP Global Quality Fund		Health Care	\$1,910M	\$260.9M
Morgan Stanley Invnt. Fds. - Global Brands Fund		Health Care	\$4,121M	(\$286.9M)
Robeco Capital Gr. Fds. - BP Global Premium Eq..		Health Care	\$869M	(\$289.9M)
St. James's Place International Equity Unit Trust		Consumer Staples	\$290M	(\$291.4M)
UniGlobal		Health Care	\$2,057M	(\$299.3M)
Scottish Mortgage Investment Trust Plc		Health Care	\$2,128M	(\$332.5M)
American Funds Capital World Growth & Incom..		Utilities	\$2,779M	(\$401.4M)
PGIM Jennison Global Opportunities Fund		Health Care	\$597M	(\$566.6M)

Cyclical Sectors: Largest Changes in Fund Weight, %, 12/31/2022 - 6/30/2023

Fund Name	New or C.	Sector	Fund Weight, %	Weight Change, %
Artemis Global Income Fund		Financials	28.98%	9.42%
UniNachhaltig Aktien Global		Consumer Discretionary	9.92%	7.95%
SVS Aubrey Capital Mgmt. Invnt. Funds - Global ..		Consumer Discretionary	27.84%	6.47%
BlackRock Strategic Fds. - Systematic Global Eq..		Consumer Discretionary	13.39%	6.15%
Ninety One Glb. Strat. Fd. - Global Strategic Equ..		Consumer Discretionary	17.21%	5.78%
Calamos Global Equity Fund		Consumer Discretionary	17.86%	5.77%
Robeco Capital Gr. Fds. - QI Global Momentum E..		Consumer Discretionary	16.86%	5.65%
Fidelity Inv. Trust - Worldwide Fund		Financials	12.07%	-7.14%
Ninety One Glb. Strat. Fd. - Global Dynamic Fund		Financials	9.30%	-7.46%
UniValueFonds: Global		Financials	16.26%	-8.02%
Baillie Gifford Investment Funds II ICVC - Sustai..		Financials	7.97%	-8.16%
SEB Aktiesparfond		Financials	9.98%	-8.91%
Skagen Focus		Financials	13.39%	-10.25%
Franklin Mutual Ser. Fds. - Quest Fund		Financials	13.03%	-13.59%

Cyclical Sectors: Largest Fund Flows, \$, 12/31/2022 - 6/30/2023

Fund Name	New or Cla..	Sector	Fund AUM, \$	Fund Flows, \$
St. James's Place Unit Trust - Global Value		Financials	\$3,638M	\$866.8M
Morgan Stanley Invnt. Fds. - Global Brands Fund		Financials	\$1,821M	\$568.1M
UniGlobal		Consumer Discretionary	\$1,688M	\$516.7M
UniNachhaltig Aktien Global		Consumer Discretionary	\$491M	\$377.7M
UniGlobal		Materials	\$762M	\$283.7M
St. James's Place Unit Trust - Global Value		Materials	\$657M	\$280.7M
DWS Top Dividende		Financials	\$3,118M	\$269.8M
Franklin Mutual Ser. Fds. - Quest Fund		Financials	\$276M	(\$243.9M)
Old Westbury Large Cap Strategies Fund		Financials	\$2,399M	(\$326.1M)
Swedbank Robur Allemansfond Komplet		Financials	\$537M	(\$463.3M)
American Funds New Perspective Fund		Consumer Discretionary	\$15,983M	(\$556.5M)
American Funds New Perspective Fund		Financials	\$11,424M	(\$701.6M)
American Funds New Perspective Fund		Materials	\$5,534M	(\$956.3M)
American Funds Capital World Growth & Incom..		Financials	\$11,650M	(\$1,803.8M)

Sensitive Sectors: Largest Changes in Fund Weight, %, 12/31/2022 - 6/30/2023

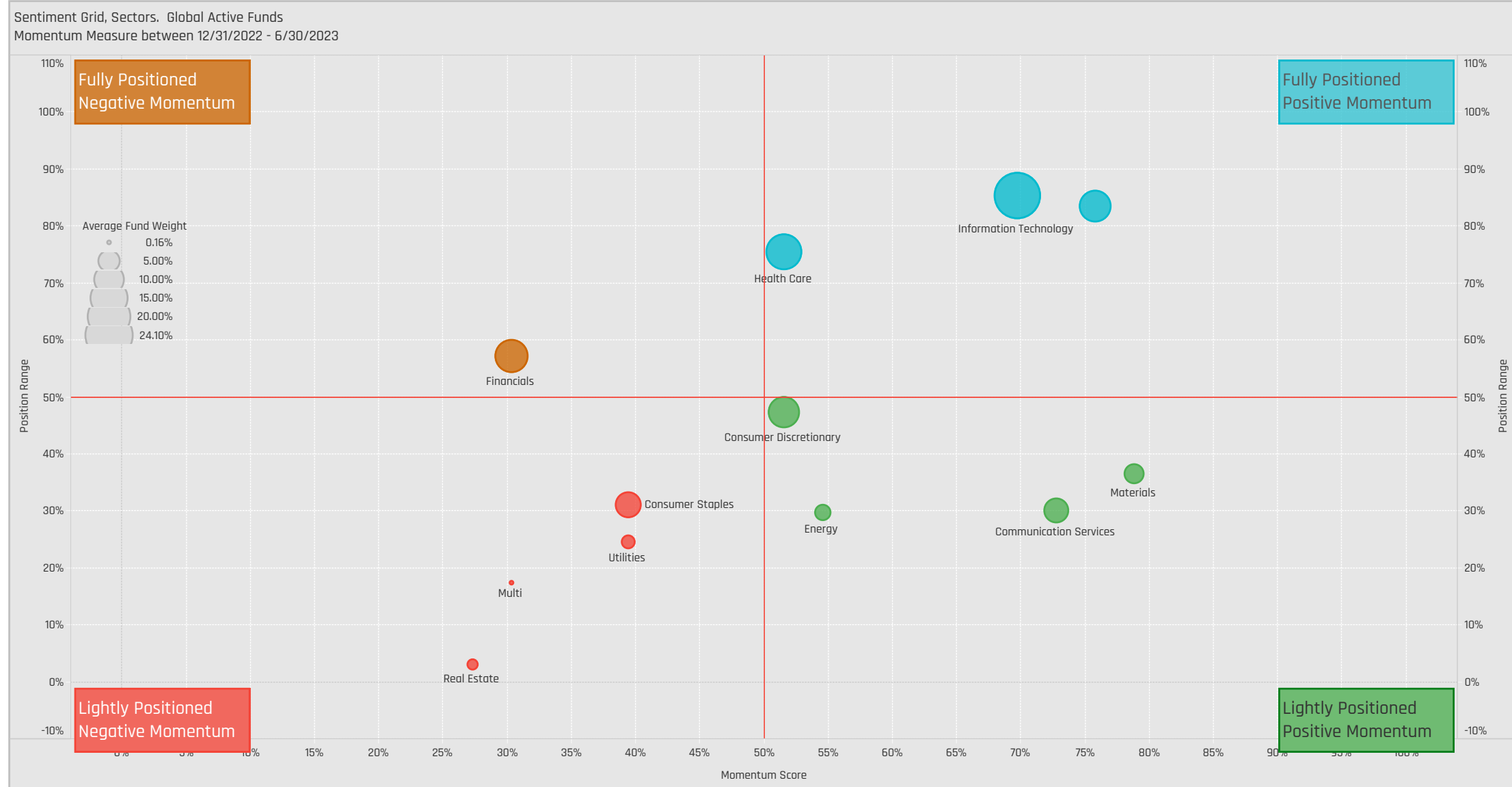
Fund Name	New or C.	Sector	Fund Weight, %	Weight Change, %
DWS Concept DJE Globale Aktien		Information Technology	32.42%	14.85%
PGIM Jennison Global Opportunities Fund		Information Technology	43.01%	11.95%
Virtus NFJ Global Sustainability Fund		Information Technology	44.26%	11.63%
DWS Global Growth		Information Technology	36.83%	10.92%
Covea Actions Monde		Information Technology	27.43%	10.65%
T Rowe Price Global Stock Fund		Information Technology	33.69%	10.56%
RBC Funds (Lux) - Global Equity Focus Fund		Information Technology	27.15%	9.82%
JPMorgan Investment Funds - Global Dividend ..		Industrials	9.87%	-5.83%
BNY Mellon Investment Fds. - Global Income Fu..		Information Technology	14.28%	-6.31%
BlackRock Global Funds - Systematic Global Eq..		Communication Services	7.26%	-6.91%
Artisan Global Equity Fund		Industrials	6.82%	-7.28%
Langleaf Partners Global Fund		Communication Services	14.37%	-8.68%
Artisan Global Equity Fund		Energy	0.31%	-10.34%
Janus Henderson Global Equity Fund		Information Technology	17.99%	-11.14%

Sensitive Sectors: Largest Fund Flows, \$, 12/31/2022 - 6/30/2023

Fund Name	New or Cla..	Sector	Fund AUM, \$	Fund Flows, \$
American Funds New Perspective Fund		Information Technology	\$25,391M	\$1,148.1M
St. James's Place Unit Trust - Global Value		Information Technology	\$2,610M	\$681.0M
American Funds Capital World Growth & Incom..		Information Technology	\$22,524M	\$464.8M
American Funds New Perspective Fund		Energy	\$5,094M	\$415.2M
SJP Global Quality Fund		Information Technology	\$4,774M	\$328.9M
UniGlobal		Information Technology	\$3,704M	\$325.4M
American Funds New Economy Fund		Information Technology	\$8,988M	\$302.8M
Old Westbury Large Cap Strategies Fund		Information Technology	\$5,554M	(\$273.0M)
BNY Mellon Investment Fds. - Global Income Fu..		Information Technology	\$649M	(\$296.2M)
BlackRock Global Funds - Systematic Global Eq..		Communication Services	\$335M	(\$304.5M)
DWS Top Dividende		Information Technology	\$947M	(\$308.6M)
DWS Top Dividende		Industrials	\$1,333M	(\$339.0M)
First Eagle Global Fund		Energy	\$2,967M	(\$571.1M)
First Eagle Global Fund		Information Technology	\$5,098M	(\$586.1M)

Sector Sentiment Grid

We combine the latest Sector positioning, long-term positioning and short-term fund activity in the 'Sentiment Grid', below. The Y-Axis measures where today's ownership levels in each Sector sit relative to the long-term range. We calculate the Z-Score of today's average weight, funds invested % and funds O/W %, relative to all monthly observations in our fund history (going back to 9/30/2012). A figure close to 100% would indicate today's positioning is close to its maximum ever level, a figure close to zero, the lowest. The X-axis provides a measure of short-term fund activity, or 'Momentum', by looking at the changes in average weight, funds invested % and funds o/w % between 12/31/2022 and 6/30/2023, relative to each Sector. A figure above 50% means a Sector has seen relative increases in ownership, a figure below 50% indicates a relative decrease in positioning. The size of the bubble represents the average weight of each Sector.



Position Range: Average of:
Z-Score Average Weight vs history
Z-Score Funds Invested % vs history
Z-Score Funds O/W % vs history

Momentum Score: Average of:
Change in Average Weight (Percentile vs Peers)
Change in Funds Invested % (Percentile vs Peers)
Change in Funds O/W % (Percentile vs Peers)

Country / Sector Allocations



Country/Sector Allocations

Country Sectors: Average Fund Weights												
Region	Country	Defensive			Cyclical			Sensitive				
		Consumer Staples	Health Care	Utilities	Consumer Discretion.	Financials	Materials	Real Estate	Information Technol.	Communication Ser.	Energy	Industrials
Americas	United States	3.12%	8.85%	0.88%	5.54%	5.14%	1.39%	0.84%	11.00%	4.42%	1.15%	4.69%
	Canada	0.09%	0.01%	0.05%	0.29%	0.57%	0.34%	0.01%	0.39%	0.09%	0.28%	0.41%
	Brazil	0.05%	0.01%	0.02%	0.03%	0.14%	0.03%	0.00%	0.02%	0.02%	0.03%	0.04%
EMEA	United Kingdom	1.37%	0.92%	0.22%	0.40%	0.87%	0.74%	0.05%	0.42%	0.19%	0.45%	0.84%
	Switzerland	0.58%	1.35%	0.00%	0.19%	0.34%	0.17%	0.01%	0.21%	0.05%		0.22%
	France	0.67%	0.60%	0.12%	1.15%	0.42%	0.22%	0.02%	0.23%	0.18%	0.25%	1.21%
	Germany	0.10%	0.57%	0.10%	0.59%	0.46%	0.19%	0.02%	0.59%	0.20%	0.01%	0.32%
	Netherlands	0.30%	0.14%		0.15%	0.27%	0.08%		1.23%	0.21%	0.15%	0.18%
	Sweden	0.03%	0.01%	0.00%	0.12%	0.15%	0.05%	0.00%	0.12%	0.01%		0.49%
	Denmark	0.08%	1.00%	0.09%	0.01%	0.08%	0.05%	0.00%	0.01%			0.23%
	Spain		0.02%	0.17%	0.13%	0.14%	0.02%	0.00%	0.12%	0.02%	0.05%	0.10%
	Italy	0.02%	0.02%	0.11%	0.19%	0.18%	0.04%		0.00%	0.00%	0.05%	0.05%
	Ireland	0.07%	0.01%	0.01%	0.22%	0.06%	0.15%	0.00%	0.00%			0.49%
	Russia	0.03%			0.00%	0.00%	0.01%			0.00%	0.00%	0.00%
	Saudi Arabia	0.00%	0.00%	0.00%	0.00%	0.00%	0.00%	0.00%	0.00%	0.01%	0.00%	0.00%
	South Africa	0.01%	0.00%	0.00%	0.01%	0.03%	0.02%	0.00%	0.00%	0.04%	0.00%	0.00%
Asia	Japan	0.27%	0.44%	0.03%	0.66%	0.40%	0.27%	0.11%	1.20%	0.37%	0.02%	1.11%
	China & HK	0.11%	0.07%	0.05%	0.69%	0.90%	0.03%	0.08%	0.05%	0.46%	0.02%	0.25%
	Taiwan	0.00%	0.00%		0.01%	0.01%	0.00%		1.22%	0.01%	0.00%	0.02%
	Australia	0.02%	0.18%	0.01%	0.03%	0.09%	0.21%	0.03%	0.01%	0.04%	0.05%	0.12%
	South Korea	0.04%	0.00%	0.00%	0.07%	0.10%	0.03%		0.73%	0.04%	0.00%	0.02%
	India	0.02%	0.01%	0.02%	0.05%	0.69%	0.02%	0.01%	0.05%	0.01%	0.05%	0.01%
	Singapore	0.01%		0.00%	0.04%	0.31%	0.00%	0.03%	0.01%	0.02%		0.02%

Country Sectors: Funds Invested %												
Region	Country	Defensive			Cyclical			Sensitive				
		Consumer Staples	Health Care	Utilities	Consumer Discretion.	Financials	Materials	Real Estate	Information Technol.	Communication Ser.	Energy	Industrials
Americas	United States	79.37%	96.28%	47.85%	92.84%	89.68%	61.60%	47.85%	98.80%	86.82%	47.56%	92.26%
	Canada	13.75%	1.43%	11.75%	28.65%	36.10%	29.23%	4.30%	25.21%	12.32%	23.78%	32.95%
	Brazil	6.30%	3.44%	4.30%	4.87%	13.75%	6.30%	0.86%	2.58%	3.44%	4.30%	6.30%
EMEA	United Kingdom	62.18%	55.30%	21.20%	33.81%	50.43%	49.57%	10.32%	34.38%	25.21%	32.38%	51.86%
	Switzerland	36.68%	65.04%	0.57%	18.05%	31.23%	17.19%	4.58%	20.06%	9.46%		25.50%
	France	39.54%	45.27%	12.61%	57.02%	36.39%	20.92%	6.59%	26.93%	19.20%	22.06%	61.03%
	Germany	10.60%	44.70%	12.03%	39.54%	32.66%	18.62%	6.59%	35.24%	21.49%	1.72%	30.09%
	Netherlands	24.36%	16.62%		16.91%	25.50%	14.04%		54.44%	20.92%	9.74%	20.92%
	Sweden	5.44%	3.15%	0.29%	16.62%	15.47%	12.03%	2.01%	14.90%	5.44%		36.10%
	Denmark	8.88%	49.00%	7.45%	5.44%	8.60%	6.02%	0.29%	2.87%			24.07%
	Spain		2.87%	18.05%	14.61%	18.05%	3.15%	0.57%	8.31%	3.15%	9.46%	16.91%
	Italy	4.87%	6.30%	15.76%	14.04%	22.06%	4.87%		0.29%	2.01%	11.75%	8.88%
	Ireland	7.16%	5.16%	1.72%	18.05%	6.59%	14.33%	0.29%	0.29%			31.52%
	Russia	5.73%			0.57%	0.57%	2.29%			0.29%	0.57%	0.29%
	Saudi Arabia	0.00%	0.00%	0.57%	0.00%	1.72%	0.86%	0.57%	0.29%	0.86%	0.86%	0.29%
	South Africa	2.87%	0.29%	0.29%	2.58%	6.59%	7.45%	0.29%	0.29%	4.58%	0.00%	0.29%
Asia	Japan	29.80%	40.97%	8.88%	46.13%	35.53%	28.65%	20.92%	61.32%	32.38%	8.31%	61.03%
	China & HK	19.48%	12.32%	13.47%	47.28%	54.73%	7.74%	18.91%	11.75%	35.24%	3.72%	33.81%
	Taiwan	1.15%	1.15%		3.44%	4.01%	2.29%		55.01%	2.01%	0.00%	5.73%
	Australia	7.16%	18.05%	1.15%	9.17%	16.33%	23.78%	9.46%	4.01%	9.46%	11.46%	19.48%
	South Korea	5.73%	2.58%	0.29%	9.74%	11.75%	5.44%		42.69%	8.31%	0.86%	6.30%
	India	3.15%	3.15%	3.44%	4.87%	32.66%	3.44%	1.72%	8.88%	3.44%	6.02%	4.01%
	Singapore	5.44%		0.57%	10.60%	28.37%	0.57%	7.74%	4.87%	6.59%		7.45%

Defensive Country/Sectors: Largest Fund Weights, %		
Fund Name	Country Sector	Weight
LO Funds - Golden Age	United States Health Care	26.62%
Seligson & Co. Global Top 25 Brands Fu..	United States Consumer St..	22.45%
Goldman Sachs Funds III - Global Equit..	United States Health Care	22.19%
M&G (Lux) Investment Funds 1 - Positiv..	United States Health Care	21.53%
Swedbank Robur Globalfond	United States Health Care	20.94%
Fundsmith Equity Fund	United States Consumer St..	19.66%
AXA Framlington Global Thematics	United States Health Care	18.80%
JOHCM Umbrella Fund Plc - Global Sele..	United States Health Care	18.71%
Nordea Invest Globale UdbytteAktier	United States Health Care	17.98%
Morgan Stanley Invnt. Fds. - Global Quali..	United States Health Care	17.92%
Baillie Gifford Investment Funds ICVC - ..	United States Health Care	17.52%
Deka - Globale Aktien LowRisk	United States Health Care	17.48%
DPAM B - Equities World Sustainable	United States Health Care	17.32%
St. James's Place Unit Trust - Sust. & R..	United States Health Care	17.21%
Fidelity Funds SICAV - Global Demogra..	United States Health Care	17.17%

Cyclical Country/Sectors: Largest Fund Weights, %		
Fund Name	Country Sector	Weight
GAMAX Funds - Junior	United States Consumer Dis..	29.92%
Skagen Global	United States Financials	23.36%
Artisan Global Value Fund	United States Financials	18.98%
St. James's Place Unit Trust - Global	United States Financials	18.92%
Castle Focus Fund	United States Financials	18.58%
Maj Invest Value Aktier	United States Consumer Dis..	17.70%
Longleaf Partners Global Fund	United States Consumer Dis..	17.22%
Invesco Global Invnt. Ser. - Global Equity..	United States Financials	16.43%
Fidelity Funds SICAV - Global Focus Fu..	United States Financials	16.08%
Fidelity Series Intrinsic Opportunities F..	United States Consumer Dis..	14.65%
BNP Paribas Funds - Sustainable Globa..	Canada Financials	14.39%
Foord SICAV - Global Equity Fund LU	China & HK Consumer Discre..	14.14%
Skagen Focus	Canada Materials	13.79%
AZ Fund 1 - Equity - Global Growth	United States Consumer Dis..	13.75%
Liontrust Investment Funds I - Global I..	United States Consumer Dis..	13.60%

Sensitive Country/Sectors: Largest Fund Weights, %		
Fund Name	Country Sector	Weight
Guinness Atkinson Global Innovators F..	United States Information T..	49.21%
GAM Funds - Disruptive Growth	United States Information T..	48.23%
Polen Global Growth Fund	United States Information T..	42.06%
GAM Star Fund Plc - Worldwide Equity	United States Information T..	41.65%
AZ Fund 1 - Equity - Global Growth	United States Information T..	39.07%
Artisan Global Discovery Fund	United States Information T..	34.34%
FTIF SICAV - Franklin Global Growth Fu..	United States Information T..	34.02%
PGIM Jennison Global Opportunities Fu..	United States Information T..	33.92%
Baron Global Advantage Fund	United States Information T..	33.71%
Liontrust Investment Funds I - Global I..	United States Information T..	33.44%
Virtus NFJ Global Sustainability Fund	United States Information T..	32.93%
UBS (D) Equity Fund - Global Opportuni..	United States Information T..	32.65%
Ninety One Glob. Strat. Fd. - Global Fran..	United States Information T..	32.07%
Swedbank Robur Globalfond	United States Information T..	31.90%
DWS Global Growth	United States Information T..	31.78%

Country/Sector Allocations Relative to Benchmark

Country Sectors: Average Fund Weights vs ACWI

Region	Country	Defensive			Cyclical			Sensitive				
		Consumer Staples	Health Care	Utilities	Consumer Discretionary	Financials	Materials	Real Estate	Information Technology	Communication Services	Energy	Industrials
Americas	United States	0.01%	-0.70%	-0.66%	-1.90%	-0.74%	0.09%	-0.66%	-2.22%	-0.66%	-1.24%	-0.29%
	Canada	0.01%	0.01%	-0.03%	0.04%	-0.45%	0.04%	0.01%	0.18%	0.04%	-0.24%	-0.02%
	Brazil	0.00%	0.00%	-0.03%	0.00%	-0.01%	-0.07%	0.00%	0.01%	0.01%	-0.08%	-0.01%
EMEA	United Kingdom	0.03%	0.35%	0.07%	0.18%	0.19%	0.16%	0.01%	0.23%	0.06%	-0.07%	0.36%
	Switzerland	0.02%	0.44%	0.00%	0.01%	-0.04%	0.00%	0.01%	0.07%	0.03%		-0.01%
	France	0.36%	0.30%	0.03%	0.49%	0.11%	0.07%	-0.02%	0.08%	0.09%	0.04%	0.63%
	Germany	0.05%	0.16%	0.01%	0.20%	0.12%	0.05%	-0.01%	0.28%	0.08%	0.01%	0.13%
	Netherlands	0.17%	0.06%		-0.01%	0.12%	0.01%		0.57%	0.13%	0.04%	0.13%
	Sweden	0.01%	-0.01%	0.00%	0.03%	-0.03%	0.02%	-0.01%	0.06%	-0.01%		0.19%
	Denmark	0.02%	0.53%	0.06%	0.00%	0.03%	0.04%	0.00%	0.01%			0.09%
	Spain		0.01%	0.01%	0.07%	-0.07%	0.02%	0.00%	0.07%	-0.03%	0.01%	-0.01%
	Italy	0.01%	0.00%	0.00%	0.11%	-0.03%	0.03%		0.00%	0.00%	-0.03%	0.04%
	Ireland	0.04%	0.00%	0.00%	0.14%	0.04%	0.08%	0.00%	0.00%			0.32%
	Russia	-0.02%			0.00%	0.00%	0.01%		0.00%	0.00%		0.00%
	South Africa	0.01%	0.00%	0.00%	-0.02%	-0.08%	-0.08%	-0.01%	0.00%	-0.05%	0.00%	0.00%
	Saudi Arabia	-0.01%	-0.01%	-0.02%	0.00%	-0.19%	-0.09%	-0.01%	0.00%	-0.04%	-0.04%	0.00%
Asia	Japan	-0.03%	-0.07%	-0.02%	-0.33%	-0.24%	-0.08%	-0.05%	0.26%	0.04%	-0.02%	-0.19%
	China & HK	-0.08%	-0.11%	-0.10%	-0.11%	0.15%	-0.04%	-0.19%	-0.16%	-0.17%	-0.11%	-0.07%
	Taiwan	-0.04%	0.00%		-0.01%	-0.18%	-0.14%		0.11%	-0.03%	0.00%	-0.07%
	Australia	-0.08%	0.01%	0.00%	-0.06%	-0.52%	-0.18%	-0.05%	0.00%	0.01%	-0.06%	0.02%
	South Korea	0.01%	-0.05%	0.00%	-0.08%	0.01%	-0.09%		0.03%	0.03%	-0.01%	-0.08%
	India	-0.12%	-0.03%	-0.05%	-0.10%	0.32%	-0.16%	0.01%	-0.16%	-0.02%	-0.10%	-0.09%
	Singapore	0.00%		0.00%	0.00%	0.14%	0.00%	-0.03%	0.01%	0.00%		-0.04%

Country Sectors: Percentage of Funds Overweight the ACWI

Region	Country	Defensive			Cyclical			Sensitive				
		Consumer Staples	Health Care	Utilities	Consumer Discretionary	Financials	Materials	Real Estate	Information Technology	Communication Services	Energy	Industrials
Americas	United States	39.83%	53.09%	21.49%	27.22%	40.40%	41.26%	24.07%	38.40%	37.54%	20.63%	41.55%
	Canada	12.32%	1.43%	9.17%	23.50%	20.34%	20.92%	4.30%	21.20%	11.75%	14.90%	24.64%
	Brazil	6.02%	2.29%	3.15%	4.87%	11.17%	4.87%	0.86%	2.29%	3.44%	3.44%	6.02%
EMEA	United Kingdom	53.58%	45.27%	17.77%	28.37%	40.11%	36.96%	9.46%	28.94%	20.92%	25.21%	38.97%
	Switzerland	30.09%	51.86%	0.57%	13.75%	22.06%	12.03%	4.58%	15.76%	8.60%		19.48%
	France	34.38%	39.26%	12.32%	48.14%	29.80%	17.19%	4.87%	22.35%	17.48%	20.34%	49.28%
	Germany	9.74%	34.67%	10.03%	32.38%	27.51%	14.90%	4.87%	29.51%	18.91%	1.72%	24.36%
	Netherlands	23.21%	14.04%		14.90%	21.78%	12.32%		45.27%	19.77%	9.46%	19.20%
	Sweden	4.58%	2.58%	0.29%	12.61%	11.75%	10.03%	1.15%	10.89%	4.30%		28.08%
	Denmark	8.02%	42.12%	7.45%	5.16%	6.59%	5.44%	0.29%	2.87%			20.92%
	Spain		2.58%	15.47%	13.75%	12.61%	3.15%	0.57%	8.31%	2.01%	8.60%	13.18%
	Italy	4.58%	5.44%	13.75%	11.75%	16.33%	4.87%		0.29%	2.01%	8.88%	7.74%
	Ireland	6.88%	4.58%	1.72%	17.19%	6.59%	13.47%	0.29%	0.29%			28.37%
	Russia	4.30%			0.57%	0.57%	2.29%			0.29%	0.57%	0.29%
	Saudi Arabia	0.00%	0.00%	0.57%	0.00%	0.29%	0.00%	0.57%	0.29%	0.86%	0.86%	0.29%
	South Africa	2.58%	0.29%	0.29%	2.58%	3.72%	3.44%	0.29%	0.29%	4.01%	0.00%	0.29%
Asia	Japan	22.35%	30.66%	6.59%	24.93%	22.35%	22.06%	15.76%	47.56%	24.64%	7.16%	35.53%
	China & HK	11.75%	7.45%	7.45%	26.36%	40.97%	5.73%	8.02%	6.59%	20.92%	2.29%	18.05%
	Australia	4.87%	12.89%	1.15%	5.73%	4.58%	16.91%	6.59%	3.72%	8.88%	8.02%	14.90%
	Taiwan	0.29%	1.15%		3.15%	2.29%	0.29%		44.70%	1.43%	0.00%	4.01%
	South Korea	4.30%	1.72%	0.29%	7.16%	9.74%	4.01%		33.52%	8.02%	0.57%	3.72%
	India	2.01%	2.87%	2.29%	2.87%	28.65%	1.43%	1.72%	5.73%	2.58%	5.16%	2.01%
	Singapore	5.16%		0.57%	8.88%	24.64%	0.57%	4.58%	4.58%	5.16%		4.58%

Defensive Country/Sectors: Largest Over/Underweights, %

Fund Name	Country Sector	Weight
Seligson & Co. Global Top 25 Br.	United States Consumer Staples	19.34%
LO Funds - Golden Age	United States Health Care	18.55%
Fundsmith Equity Fund	United States Consumer Staples	16.56%
Goldman Sachs Funds III - Globa..	United States Health Care	14.11%
M&G (Lux) Investment Funds 1 - ...	United States Health Care	13.45%
JOHCM Umbrella Fund Plc - Glob..	United States Utilities	12.92%
Swedbank Robur Globalfond	United States Health Care	12.86%
SEI Institutional Managed Trust ..	United States Consumer Staples	12.11%
Morgan Stanley Invst. Fds. - Glob..	United States Health Care	-8.08%
MainFirst SICAV - Global Equitie..	United States Health Care	-8.08%
Longleaf Partners Global Fund	United States Health Care	-8.08%
Jupiter Global Fund (The) - Glob..	United States Health Care	-8.08%
FTIF SICAV - Global Climate Cha..	United States Health Care	-8.08%
First Sentier Investors ICVC - St..	United States Health Care	-8.08%
BL - Equities Dividend	United States Health Care	-8.08%
Aberdeen Standard SICAV I - GI..	United States Health Care	-8.08%

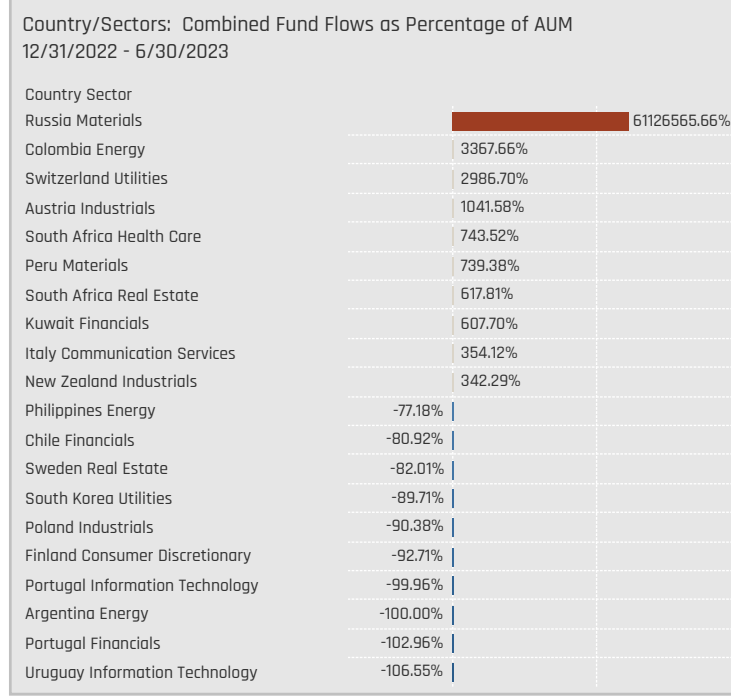
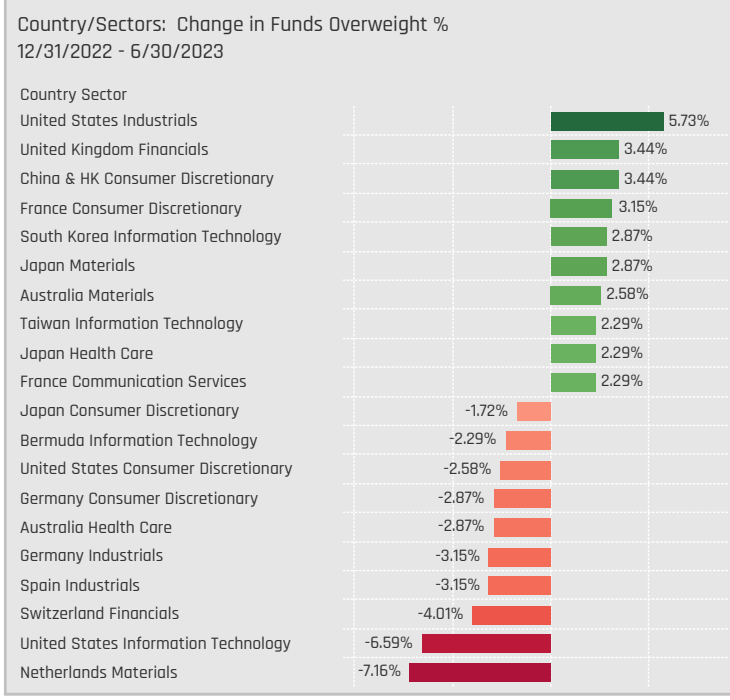
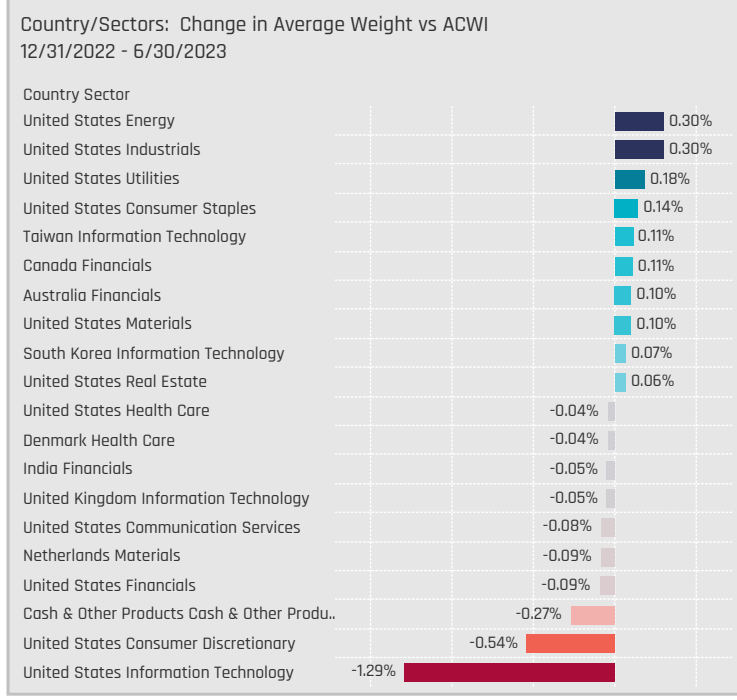
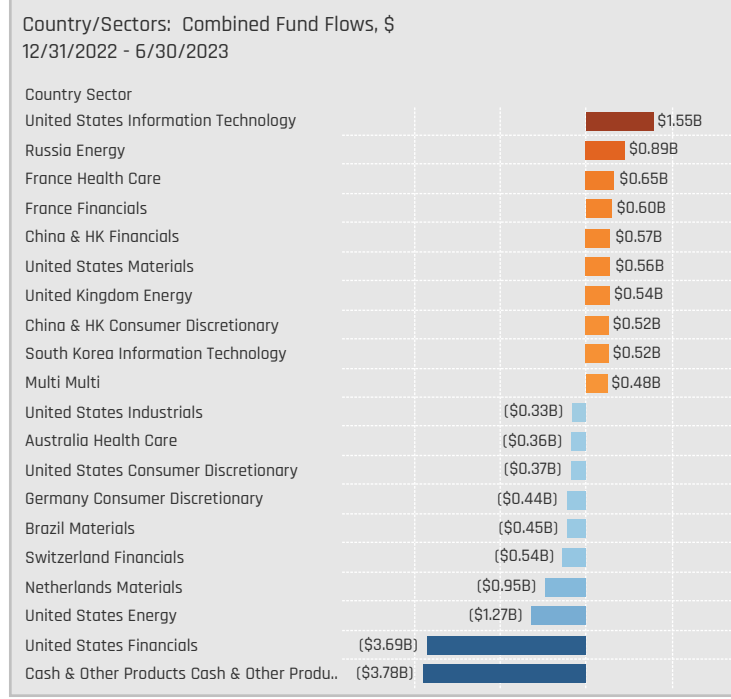
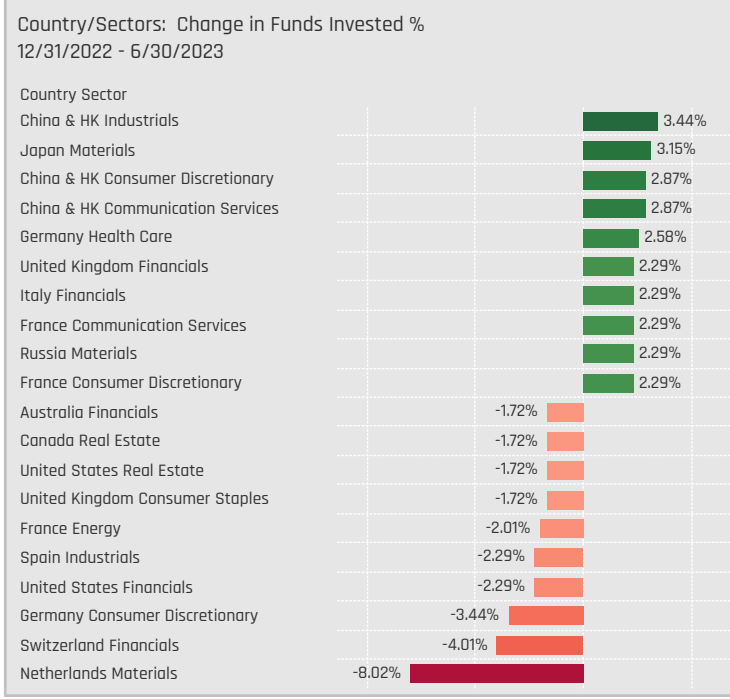
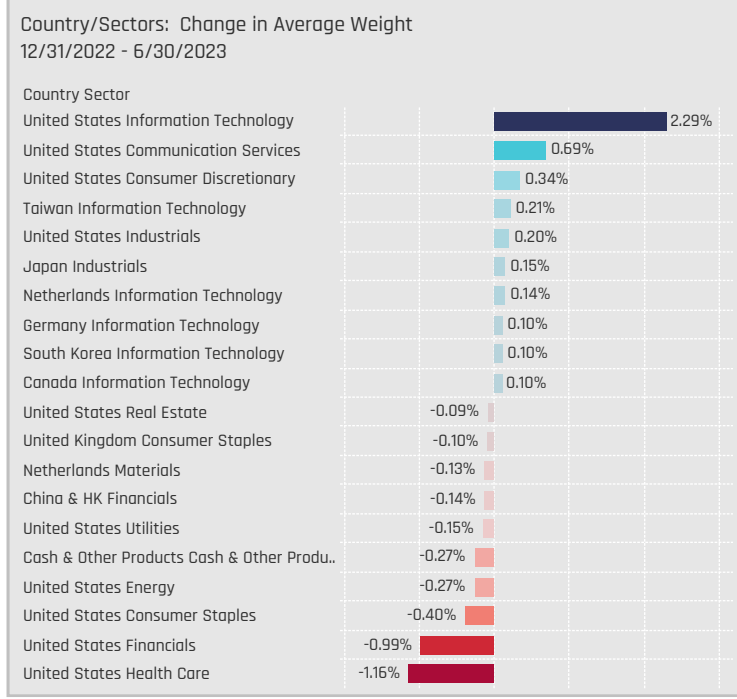
Cyclical Country/Sectors: Largest Over/Underweights, %

Fund Name	Country Sector	Weight
GAMAX Funds - Junior	United States Consumer Discretionary	17.49%
Skagen Global	United States Financials	17.49%
Skagen Focus	Canada Materials	13.48%
BNP Paribas Funds - Sustainable ..	Canada Financials	13.37%
Foord SICAV - Global Equity Fund ..	China & HK Consumer Discretionary	13.35%
Artisan Global Value Fund	United States Financials	13.11%
St. James's Place Unit Trust - Glo..	United States Financials	13.05%
Castle Focus Fund	United States Financials	12.71%
BNY Mellon Investment Fds. - Glo..	United States Consumer Discretionary	-7.44%
BNY Mellon Global Equity Income ..	United States Consumer Discretionary	-7.44%
BlackRock Global Dividend Portfoli..	United States Consumer Discretionary	-7.44%
Baillie Gifford UK & Bal. Fds. - Glo..	United States Consumer Discretionary	-7.44%
ASN Beleggingsfondsen UCITS NV..	United States Consumer Discretionary	-7.44%
Artemis Global Income Fund	United States Consumer Discretionary	-7.44%
American Century Focused Global..	United States Consumer Discretionary	-7.44%
AEGON ASSET Mgmt. Invst. Co. (Irel..	United States Consumer Discretionary	-7.44%

Sensitive Country/Sectors: Largest Over/Underweights, %

Fund Name	Country Sector	Weight
Guinness Atkinson Global Innovato..	United States Information Technology	29.83%
GAM Funds - Disruptive Growth	United States Information Technology	28.85%
Polen Global Growth Fund	United States Information Technology	22.67%
GAM Star Fund Plc - Worldwide Eq..	United States Information Technology	22.28%
AZ Fund 1 - Equity - Global Growth	United States Information Technology	19.69%
Impax Global Environmental Mark..	United States Industrials	16.90%
Artisan Global Discovery Fund	United States Information Technology	14.96%
FTIF SICAV - Franklin Global Growt..	United States Information Technology	14.64%
Artisan Global Value Fund	United States Information Technology	-16.92%
St. James's Place Unit Trust - Glob..	United States Information Technology	-16.94%
Delaware Global Equity Fund	United States Information Technology	-17.15%
Delaware Global Value Equity Fund	United States Information Technology	-17.16%
LO Funds - Golden Age	United States Information Technology	-17.35%
Artemis Global Income Fund	United States Information Technology	-17.41%
Davis Global Fund	United States Information Technology	-17.71%
Longleaf Partners Global Fund	United States Information Technology	-18.13%

Country/Sector Allocation Changes [Aggregate]



Country/Sector Allocation Changes [Fund Level]

Defensive Country/Sectors: Largest Changes in Fund Weight, %, 12/31/2022 - 6/30/2023

Fund Name	New or C.	Country Sector	Fund Weight, %	Weight Change, %
Franklin Mutual Ser. Fds. - Quest Fund		United States Health Care	12.72%	9.65%
Aviva Investors SICAV - Global Equity Enduranc..		United States Health Care	14.51%	4.48%
Alger Global Focus Fund		United States Health Care	8.05%	4.30%
Swedbank Robur Globalfond		United States Health Care	20.94%	4.02%
Longleaf Partners Global Fund	New	United States Consumer Staples	3.54%	3.54%
Delaware Global Value Equity Fund		United Kingdom Consumer Staples	7.32%	3.50%
Artisan Global Equity Fund	New	Japan Health Care	3.39%	3.39%
Fidelity Funds SICAV - Global Demographics Fu..		United States Health Care	17.17%	-5.60%
JPMorgan Funds - Global Growth Fund		United States Health Care	6.76%	-5.68%
Robeco Capital Gr. Fds. - BP Global Premium Eq..		United States Health Care	10.95%	-6.02%
Scottish Mortgage Investment Trust Plc		United States Health Care	12.56%	-6.21%
Baillie Gifford Investment Funds ICVC - Positive..		United States Health Care	17.52%	-7.14%
PGIM Jennison Global Opportunities Fund		United States Health Care	4.52%	-9.12%
Delaware Global Value Equity Fund		United States Consumer Staples	12.69%	-9.90%

Defensive Country/Sectors: Largest Fund Flows, \$, 12/31/2022 - 6/30/2023

Fund Name	New or Cl.	Country Sector	Fund AUM, \$	Fund Flows, \$
Swedbank Robur Globalfond		United States Health Care	\$1,942M	\$738.6M
American Funds Capital World Growth & Incom..		Japan Health Care	\$1,662M	\$408.7M
American Funds Capital World Growth & Incom..		United States Health Care	\$10,601M	\$298.8M
SJP Global Quality Fund		United States Health Care	\$1,276M	\$297.6M
SJP Global Quality Fund		United States Utilities	\$570M	\$295.6M
American Funds New Economy Fund		United States Health Care	\$4,734M	\$281.8M
Franklin Mutual Ser. Fds. - Global Discovery Fund		United States Health Care	\$837M	\$261.2M
St. James's Place International Equity Unit Trust		United States Consumer Staples	\$235M	(\$289.2M)
Templeton Growth Fund Inc.		United States Health Care	\$850M	(\$297.5M)
American Funds Capital World Growth & Incom..		United States Consumer Staples	\$3,352M	(\$308.7M)
Morgan Stanley Inv. Fds. - Global Brands Fund		United States Consumer Staples	\$2,429M	(\$316.1M)
Morgan Stanley Inv. Fds. - Global Brands Fund		United States Health Care	\$3,809M	(\$326.2M)
Scottish Mortgage Investment Trust Plc		United States Health Care	\$2,128M	(\$332.5M)
PGIM Jennison Global Opportunities Fund		United States Health Care	\$235M	(\$391.1M)

Cyclical Country/Sectors: Largest Changes in Fund Weight, %, 12/31/2022 - 6/30/2023

Fund Name	New or C.	Country Sector	Fund Weight, %	Weight Change, %
Janus Henderson Global Equity Fund		United States Consumer Discretion..	9.59%	7.28%
Longleaf Partners Global Fund	New	Netherlands Financials	5.91%	5.91%
Gabelli Global Growth Fund (The)		United States Consumer Discretion..	11.33%	4.90%
Robeco Capital Gr. Fds. - QI Global Momentum E..		United States Consumer Discretion..	9.56%	4.61%
Ninety One Glb. Strat. Fd. - Global Strategic Equ..		United States Consumer Discretion..	8.73%	4.51%
Alger Global Focus Fund		United States Consumer Discretion..	7.47%	4.35%
UniNachhaltig Aktien Global		United States Consumer Discretion..	4.94%	4.35%
UniGlobal II		United States Financials	4.96%	-5.21%
Janus Henderson Global Equity Fund	Close	United Kingdom Consumer Discretio..	0.00%	-5.58%
Fidelity Inv. Trust - Worldwide Fund		United States Financials	5.85%	-6.58%
Franklin Mutual Ser. Fds. - Quest Fund		United States Financials	5.65%	-7.30%
Liontrust Investment Funds I - Global Innovatio..		United States Financials	1.63%	-7.81%
Janus Henderson Global Equity Fund		United States Financials	4.26%	-7.87%
Delaware Ivy Global Growth Fund		United States Financials	2.45%	-8.43%

Cyclical Country/Sectors: Largest Fund Flows, \$, 12/31/2022 - 6/30/2023

Fund Name	New or Clo.	Country Sector	Fund AUM, \$	Fund Flows, \$
Morgan Stanley Inv. Fds. - Global Brands Fund		United States Financials	\$1,821M	\$568.1M
St. James's Place Unit Trust - Global Value		United States Financials	\$1,803M	\$371.6M
American Funds Capital World Growth & Incom..		Netherlands Financials	\$629M	\$276.1M
American Funds Capital World Growth & Incom..		France Materials	\$345M	\$270.7M
American Funds Capital World Growth & Incom..		United Kingdom Consumer Discretio..	\$698M	\$235.1M
UniGlobal		United States Consumer Discretion..	\$1,280M	\$224.5M
UniGlobal	New	China & HK Financials	\$196M	\$204.7M
Old Westbury Large Cap Strategies Fund		United States Financials	\$1,789M	(\$330.5M)
American Funds New Perspective Fund		Japan Materials	\$1,125M	(\$356.3M)
UniGlobal		United States Financials	\$739M	(\$378.7M)
American Funds New Perspective Fund	Close	Netherlands Materials		(\$498.0M)
American Funds New Perspective Fund		United States Financials	\$5,034M	(\$573.0M)
American Funds New Perspective Fund		United States Consumer Discretion..	\$8,543M	(\$583.4M)
American Funds Capital World Growth & Incom..		United States Financials	\$3,872M	(\$1,256.7M)

Sensitive Country/Sectors: Largest Changes in Fund Weight, %, 12/31/2022 - 6/30/2023

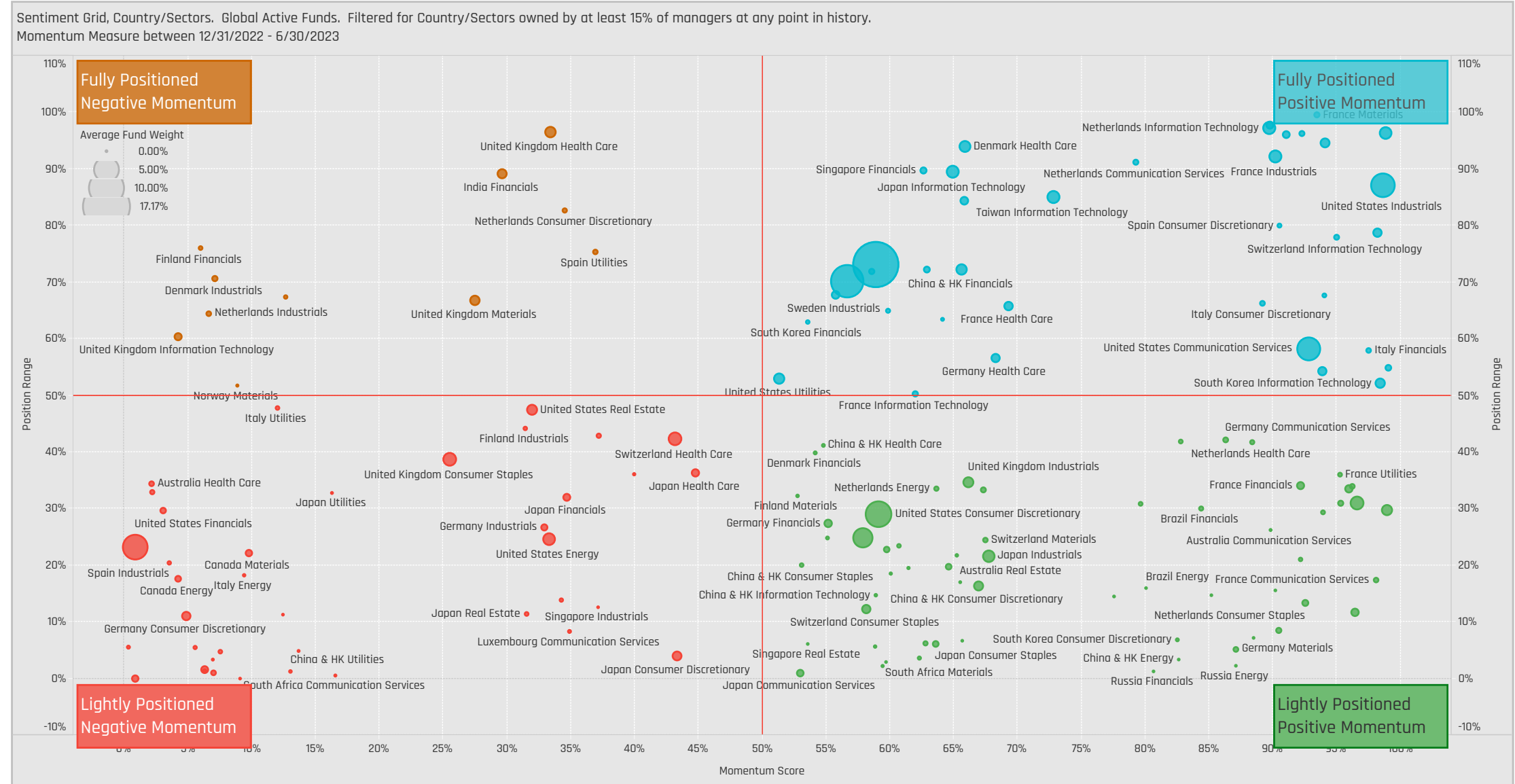
Fund Name	New or C.	Country Sector	Fund Weight, %	Weight Change, %
PGIM Jennison Global Opportunities Fund		United States Information Technolog..	33.92%	13.93%
DWS Concept DJE Globale Aktien		United States Information Technolog..	23.59%	12.31%
Virtus NFJ Global Sustainability Fund		United States Information Technolog..	32.93%	11.85%
DWS Global Growth		United States Information Technolog..	31.78%	10.21%
Liontrust Investment Funds I - Global Innovatio..		United States Information Technolog..	33.44%	9.68%
Covea Actions Monde		United States Information Technolog..	19.76%	9.57%
RBC Funds (Lux) - Global Equity Focus Fund		United States Information Technolog..	21.38%	8.79%
SVS Aubrey Capital Mgmt. Inv. Funds - Global ..		United States Information Technolog..	3.32%	-4.38%
Janus Henderson Global Equity Fund	Close	United Kingdom Information Technol..	0.00%	-4.67%
Longleaf Partners Global Fund	Close	Luxembourg Communication Services	0.00%	-4.73%
BNP Paribas Funds - Sustainable Global Low Vo..		United States Information Technolog..	12.87%	-5.33%
BlackRock Global Funds - Systematic Global Eq..		United States Communication Servic..	2.12%	-5.69%
Artisan Global Equity Fund		United States Energy	0.31%	-6.26%
Janus Henderson Global Equity Fund		United States Information Technolog..	9.07%	-12.72%

Sensitive Country/Sectors: Largest Fund Flows, \$, 12/31/2022 - 6/30/2023

Fund Name	New or Clo.	Country Sector	Fund AUM, \$	Fund Flows, \$
American Funds New Perspective Fund		United States Information Technology	\$15,057M	\$799.5M
St. James's Place Unit Trust - Global Value		United States Information Technology	\$1,522M	\$492.4M
American Funds New Perspective Fund	New	Russia Energy	\$489M	\$489.1M
American Funds Capital World Growth & Incom..		United States Information Technology	\$13,802M	\$421.1M
American Funds Capital World Growth & Incom..	New	Russia Energy	\$405M	\$405.4M
PGIM Jennison Global Opportunities Fund		United States Information Technology	\$1,762M	\$384.4M
American Funds Capital World Growth & Incom..		Germany Industrials	\$537M	\$261.9M
Old Westbury Large Cap Strategies Fund		United States Information Technology	\$4,605M	(\$285.0M)
Old Westbury Large Cap Strategies Fund		United States Industrials	\$1,580M	(\$308.3M)
St. James's Place International Equity Unit Trust		United States Information Technology	\$1,555M	(\$317.6M)
DWS Top Dividende		United States Industrials	\$272M	(\$348.3M)
American Funds Capital World Growth & Incom..		United States Industrials	\$6,590M	(\$451.3M)
First Eagle Global Fund		United States Information Technology	\$3,927M	(\$518.1M)
First Eagle Global Fund		United States Energy	\$2,412M	(\$571.1M)

Country/Sector Sentiment Grid

We combine the latest country/sector positioning, long-term positioning and short-term fund activity in the 'Sentiment Grid', below. The Y-Axis measures where today's ownership levels in each country/sector sit relative to the long-term range. We calculate the Z-Score of today's average weight, funds invested % and funds O/W %, relative to all monthly observations in our fund history (going back to 9/30/2012). A figure close to 100% would indicate today's positioning is close to its maximum ever level, a figure close to zero, the lowest. The X-axis provides a measure of short-term fund activity, or 'Momentum', by looking at the changes in average weight, funds invested % and funds o/w % between 12/31/2022 and 6/30/2023, relative to each country/sector. A figure above 50% means a country/sector has seen relative increases in ownership, a figure below 50% indicates a relative decrease in positioning. The size of the bubble represents the average weight of each country/sector.



Position Range: Average of:
 Z-Score Average Weight vs history
 Z-Score Funds Invested % vs history
 Z-Score Funds O/W % vs history

Momentum Score: Average of:
 Change in Average Weight (Percentile vs Peers)
 Change in Funds Invested % (Percentile vs Peers)
 Change in Funds O/W % (Percentile vs Peers)

Stock Allocations

Stock Holdings Snapshot, Americas

Americas: Aggregate Stock Holdings Data, Ranked by Most Widely Held.

Ticker	Stock Name	Funds Invested %	Average Weight	Vs Benchmark	Fund AUM, \$
MSFT-US	Microsoft Corporation	75.07%	3.42%	-0.36%	\$37,557.50M
GOOGL-US	Alphabet Inc. Class A	50.43%	1.24%	0.11%	\$10,677.50M
UNH-US	UnitedHealth Group Incorporated	46.70%	0.78%	0.08%	\$8,028.34M
AMZN-US	Amazon.com, Inc.	45.56%	1.17%	-0.69%	\$10,125.24M
V-US	Visa Inc. Class A	45.27%	0.99%	0.37%	\$9,758.01M
AAPL-US	Apple Inc.	42.69%	1.57%	-3.25%	\$13,529.91M
MA-US	Mastercard Incorporated Class A	38.97%	0.77%	0.23%	\$5,876.17M
TMO-US	Thermo Fisher Scientific Inc.	36.39%	0.55%	0.23%	\$5,854.20M
MRK-US	Merck & Co., Inc.	34.38%	0.50%	0.05%	\$3,141.91M
NVDA-US	NVIDIA Corporation	33.52%	0.91%	-0.69%	\$8,171.67M
ADBE-US	Adobe Incorporated	32.38%	0.54%	0.19%	\$3,886.74M
ACN-US	Accenture Plc Class A	31.52%	0.44%	0.14%	\$3,702.27M
META-US	Meta Platforms Inc. Class A	30.95%	0.71%	-0.29%	\$11,724.71M
JPM-US	JPMorgan Chase & Co.	30.66%	0.43%	-0.22%	\$5,656.16M
JNJ-US	Johnson & Johnson	29.51%	0.42%	-0.26%	\$3,405.99M
GOOG-US	Alphabet Inc. Class C	28.94%	0.68%	-0.37%	\$7,976.82M
CSCO-US	Cisco Systems, Inc.	28.94%	0.38%	0.04%	\$2,425.67M
PG-US	Procter & Gamble Company	28.65%	0.35%	-0.21%	\$2,746.77M
LLY-US	Eli Lilly and Company	27.79%	0.44%	-0.15%	\$6,908.89M
ABBV-US	AbbVie, Inc.	27.22%	0.28%	-0.10%	\$2,359.37M
BMJ-US	Bristol-Myers Squibb Company	26.65%	0.27%	0.05%	\$2,271.77M
ELV-US	Elevance Health, Inc.	26.07%	0.31%	0.13%	\$3,041.08M
PEP-US	PepsiCo, Inc.	25.79%	0.33%	-0.07%	\$3,047.65M
TXN-US	Texas Instruments Incorporated	25.50%	0.29%	0.03%	\$2,100.69M
INTU-US	Intuit Inc.	25.50%	0.43%	0.24%	\$2,996.00M

Americas: Top Stock Holdings, %

Fund Name	Ticker	Stock Name	Value
Invesco Global Inv. Ser. - Global Focus Fund (UK)	META-US	Meta Platforms Inc. Class A	13.15%
Mundoval Fund	MA-US	Mastercard Incorporated Class A	11.28%
UBS (D) Equity Fund - Global Opportunity	MSFT-US	Microsoft Corporation	11.06%
Mundoval Fund	AAPL-US	Apple Inc.	11.04%
MassMutual Premier Global Fund	GOOGL-US	Alphabet Inc. Class A	10.97%
Davis Global Fund	META-US	Meta Platforms Inc. Class A	10.86%
Morgan Stanley Inv. Fds. - Global Brands Fund	MSFT-US	Microsoft Corporation	10.72%
Morgan Stanley Inv. Fds. - Global Opportunity Fund	UBER-US	Uber Technologies, Inc.	10.31%
AZ Fund 1 - Equity - Global Growth	AAPL-US	Apple Inc.	9.89%
Castle Focus Fund	BRK.B-US	Berkshire Hathaway Inc. Class B	9.88%
GAM Funds - Disruptive Growth	MSFT-US	Microsoft Corporation	9.84%
Fundsmith Equity Fund	MSFT-US	Microsoft Corporation	9.79%
GAM Star Fund Plc - Worldwide Equity	MSFT-US	Microsoft Corporation	9.68%
Polen Global Growth Fund	MSFT-US	Microsoft Corporation	9.67%
Ninety One Glb. Strat. Fd. - Global Quality Equity Fund	V-US	Visa Inc. Class A	9.64%
JPMorgan Funds - Global Growth Fund	MSFT-US	Microsoft Corporation	9.55%
Ariel Global Fund	MSFT-US	Microsoft Corporation	9.40%
Ninety One Glb. Strat. Fd. - Global Franchise Fund	V-US	Visa Inc. Class A	9.32%
Threadneedle (Lux) - Global Focus Fund	MSFT-US	Microsoft Corporation	9.25%
Brown Advisory Funds Plc - Global Leaders	MSFT-US	Microsoft Corporation	9.17%
Danske Invest Global Sustainable Future - Akkumulierende	MSFT-US	Microsoft Corporation	9.09%
AZ Fund 1 - Equity - Global Growth	MSFT-US	Microsoft Corporation	9.06%
BNY Mellon Worldwide Growth Fund	MSFT-US	Microsoft Corporation	8.96%
Brown Advisory Global Leaders Fund	MSFT-US	Microsoft Corporation	8.95%
Columbia Select Global Equity Fund	MSFT-US	Microsoft Corporation	8.77%

Americas: Aggregate Stock Holdings Data, Largest Overweight Holdings

Ticker	Stock Name	Vs Benchmark	Average Weight	Funds Invested %	Fund AUM, \$
V-US	Visa Inc. Class A	0.37%	0.99%	45.27%	\$9,758.01M
INTU-US	Intuit Inc.	0.24%	0.43%	25.50%	\$2,996.00M
TMO-US	Thermo Fisher Scientific Inc.	0.23%	0.55%	36.39%	\$5,854.20M
MA-US	Mastercard Incorporated Class A	0.23%	0.77%	38.97%	\$5,876.17M
ADBE-US	Adobe Incorporated	0.19%	0.54%	32.38%	\$3,886.74M
ICE-US	Intercontinental Exchange, Inc.	0.16%	0.26%	16.62%	\$2,103.85M
ACN-US	Accenture Plc Class A	0.14%	0.44%	31.52%	\$3,702.27M
BSX-US	Boston Scientific Corporation	0.14%	0.25%	14.04%	\$1,669.11M
ELV-US	Elevance Health, Inc.	0.13%	0.31%	26.07%	\$3,041.08M
CME-US	CME Group Inc. Class A	0.12%	0.22%	14.90%	\$2,251.30M

Americas: Top Stock Holdings, \$

Fund Name	Ticker	Stock Name	Value
American Funds New Perspective Fund	MSFT-US	Microsoft Corporation	\$5,621M
American Funds Capital World Growth & Income Fund	AVGO-US	Broadcom Inc.	\$4,250M
American Funds Capital World Growth & Income Fund	MSFT-US	Microsoft Corporation	\$3,871M
Fundsmith Equity Fund	MSFT-US	Microsoft Corporation	\$3,174M
American Funds New Perspective Fund	TSLA-US	Tesla Inc	\$2,945M
American Funds New Perspective Fund	META-US	Meta Platforms Inc. Class A	\$2,915M
Morgan Stanley Inv. Fds. - Global Brands Fund	MSFT-US	Microsoft Corporation	\$2,390M
American Funds New Perspective Fund	AVGO-US	Broadcom Inc.	\$2,372M
American Funds Capital World Growth & Income Fund	UNH-US	UnitedHealth Group Incorporated	\$1,979M
American Funds New Perspective Fund	LLY-US	Eli Lilly and Company	\$1,894M
American Funds Capital World Growth & Income Fund	VALE3-BR	Vale S.A.	\$1,772M
American Funds Capital World Growth & Income Fund	PM-US	Philip Morris International Inc.	\$1,725M
First Eagle Global Fund	ORCL-US	Oracle Corporation	\$1,720M
Fundsmith Equity Fund	IDXX-US	IDEXX Laboratories, Inc.	\$1,686M
Fundsmith Equity Fund	SYK-US	Stryker Corporation	\$1,674M
American Funds Capital World Growth & Income Fund	LLY-US	Eli Lilly and Company	\$1,577M
American Funds Capital World Growth & Income Fund	ABT-US	Abbott Laboratories	\$1,536M
Fundsmith Equity Fund	PM-US	Philip Morris International Inc.	\$1,519M
Morgan Stanley Inv. Fds. - Global Brands Fund	PM-US	Philip Morris International Inc.	\$1,478M
Fundsmith Equity Fund	META-US	Meta Platforms Inc. Class A	\$1,473M
American Funds Capital World Growth & Income Fund	GOOG-US	Alphabet Inc. Class C	\$1,472M
American Funds New Economy Fund	AVGO-US	Broadcom Inc.	\$1,404M
American Funds Capital World Growth & Income Fund	GE-US	General Electric Company	\$1,372M
American Funds Capital World Growth & Income Fund	CNQ-CA	Canadian Natural Resources Limited	\$1,352M

Americas: Aggregate Stock Holdings Data, Largest Underweight Holdings

Ticker	Stock Name	Vs Benchmark	Average Weight	Funds Invested %	Fund AUM, \$
AAPL-US	Apple Inc.	-3.25%	1.57%	42.69%	\$13,529.91M
TSLA-US	Tesla Inc	-0.81%	0.29%	20.06%	\$6,213.65M
AMZN-US	Amazon.com, Inc.	-0.69%	1.17%	45.56%	\$10,125.24M
NVDA-US	NVIDIA Corporation	-0.69%	0.91%	33.52%	\$8,171.67M
XOM-US	Exxon Mobil Corporation	-0.52%	0.18%	16.05%	\$2,577.85M
BRK.B-US	Berkshire Hathaway Inc. Class B	-0.49%	0.21%	13.75%	\$1,743.13M
CVX-US	Chevron Corporation	-0.37%	0.11%	11.17%	\$1,394.21M
GOOG-US	Alphabet Inc. Class C	-0.37%	0.68%	28.94%	\$7,976.82M
MSFT-US	Microsoft Corporation	-0.36%	3.42%	75.07%	\$37,557.50M
HD-US	Home Depot, Inc.	-0.31%	0.19%	20.63%	\$3,338.27M

Stock Holdings Activity, Americas

Americas: Aggregate Stock Holdings Changes - Largest Increases in Funds Invested %, 12/31/2022 - 6/30/2023

Ticker	Stock Name	Funds Invested % Δ	Average Weight Δ	Average Wgt vs Benchmark Δ	Fund Flows, \$
NFLX-US	Netflix, Inc.	4.01%	0.06%	0.00%	(\$55.33M)
CAT-US	Caterpillar Inc.	4.01%	0.02%	0.04%	\$441.92M
GEHC-US	GE Healthcare Technologies Inc.	3.44%	0.02%	-0.03%	\$889.75M
NVDA-US	NVIDIA Corporation	3.44%	0.53%	-0.43%	\$51.07M
DE-US	Deere & Company	2.58%	-0.04%	0.00%	(\$255.43M)
LMN-CA	Lumine Group Inc	2.58%	0.00%	0.00%	\$3.20M
META-US	Meta Platforms Inc. Class A	2.29%	0.41%	-0.12%	\$345.57M
FCX-US	Freeport-McMoRan, Inc.	2.29%	0.01%	0.02%	\$34.05M
EW-US	Edwards Lifesciences Corporation	2.29%	0.04%	0.03%	\$364.99M
GILD-US	Gilead Sciences, Inc.	2.01%	-0.01%	0.03%	\$106.87M
SLB-US	Schlumberger NV	2.01%	-0.01%	0.01%	\$122.75M
NVR-US	NVR, Inc.	2.01%	0.01%	0.01%	\$12.42M
CTAS-US	Cintas Corporation	2.01%	0.01%	0.01%	\$147.81M
HUM-US	Humana Inc.	2.01%	0.00%	0.03%	\$149.92M
XYL-US	Xylem Inc.	1.72%	0.02%	0.02%	\$161.63M
MCHP-US	Microchip Technology Incorporated	1.72%	0.01%	0.01%	\$5.51M
YELP-US	Yelp Inc	1.72%	0.00%	0.00%	\$2.54M
PPG-US	PPG Industries, Inc.	1.72%	0.01%	0.01%	\$136.45M
UBER-US	Uber Technologies, Inc.	1.72%	0.05%	0.01%	\$34.92M
PGR-US	Progressive Corporation	1.72%	0.00%	0.01%	\$357.54M
ON-US	ON Semiconductor Corporation	1.72%	0.03%	-0.01%	\$27.19M
GIB.A-CA	CGI Inc. Class A	1.72%	0.01%	0.01%	\$10.13M
GE-US	General Electric Company	1.72%	0.01%	-0.01%	\$69.44M
CAH-US	Cardinal Health, Inc.	1.72%	0.01%	0.01%	\$24.44M
BK-US	Bank of New York Mellon Corp	1.72%	0.00%	0.01%	\$29.90M

Americas: Largest Fund Level Changes in Stock Weight, %, 12/31/2022 - 6/30/2023

Fund Name	Ticker	Stock Name	New or Close..	Change
Davis Global Fund	META-US	Meta Platforms Inc. Class A		6.80%
Invesco Global Inv. Ser. - Global Focus Fund (UK)	META-US	Meta Platforms Inc. Class A		6.22%
Janus Henderson Global Equity Fund	MPC-US	Marathon Petroleum Corpa..	New	5.57%
PGIM Jennison Global Opportunities Fund	NVDA-US	NVIDIA Corporation		5.29%
Covea Actions Monde	MSFT-US	Microsoft Corporation		5.09%
DWS Global Growth	AAPL-US	Apple Inc.		4.97%
Ninety One Glb. Strat. Fd. - Global Value Equity Fund	XP-US	XP Inc. Class A	New	4.90%
JPMorgan Funds - Global Growth Fund	META-US	Meta Platforms Inc. Class A	New	4.89%
Alger Global Focus Fund	LLY-US	Eli Lilly and Company	New	4.71%
Fidelity Inv. Trust - Worldwide Fund	META-US	Meta Platforms Inc. Class A	New	4.64%
abrdn Global Sust. and Resp. Investment Equity Fu..	NVDA-US	NVIDIA Corporation		4.64%
Baron Global Advantage Fund	NVDA-US	NVIDIA Corporation		4.59%
SVS Aubrey Capital Mgmt. Inv. Funds - Global Con..	ODFL-US	Old Dominion Freight Line, I..	Close	-3.60%
SVS Aubrey Capital Mgmt. Inv. Funds - Global Con..	SITM-US	SiTime Corporation	Close	-3.66%
American Century Focused Global Growth Fund	AMZN-US	Amazon.com, Inc.	Close	-3.73%
Scottish Mortgage Investment Trust Plc	MRNA-US	Moderna, Inc.		-4.00%
Delaware Global Value Equity Fund	GIS-US	General Mills, Inc.	Close	-4.06%
Janus Henderson Global Equity Fund	BRK.B-US	Berkshire Hathaway Inc. Cl..	Close	-4.11%
Baron Global Advantage Fund	AMZN-US	Amazon.com, Inc.	Close	-4.13%
RBC Funds (Lux) - Global Equity Focus Fund	SCHW-US	Charles Schwab Corp	Close	-4.39%
Longleaf Partners Global Fund	LUMN-US	Lumen Technologies, Inc.		-4.49%
Delaware Global Value Equity Fund	LW-US	Lamb Weston Holdings, Inc.		-4.82%
Artisan Global Equity Fund	SLB-US	Schlumberger NV		-4.90%
Franklin Mutual Ser. Fds. - Quest Fund	FHN-US	First Horizon Corporation	Close	-4.90%

Americas: Aggregate Stock Holdings Changes - Largest Decreases in Funds Invested %, 12/31/2022 - 6/30/2023

Ticker	Stock Name	Funds Invested % Δ	Average Weight Δ	Average Wgt vs Benchmark Δ	Fund Flows, \$
FRCB-US	First Republic Bank	-7.74%	-0.10%	-0.06%	(\$387.28M)
SIVBQ-US	SVB Financial Group	-5.73%	-0.07%	-0.05%	(\$282.35M)
JNJ-US	Johnson & Johnson	-3.44%	-0.12%	0.01%	(\$387.77M)
PFE-US	Pfizer Inc.	-3.44%	-0.11%	0.08%	(\$247.71M)
WFC-US	Wells Fargo & Company	-2.87%	-0.04%	-0.02%	(\$535.03M)
CVS-US	CVS Health Corporation	-2.58%	-0.07%	0.01%	(\$327.36M)
CVX-US	Chevron Corporation	-2.58%	-0.05%	0.10%	(\$150.06M)
PYPL-US	PayPal Holdings, Inc.	-2.58%	-0.04%	-0.02%	(\$246.25M)
ADP-US	Automatic Data Processing, Inc.	-2.29%	-0.06%	-0.02%	\$38.66M
SBNY-US	Signature Bank	-2.29%	-0.01%	0.01%	(\$18.13M)
ALL-US	Allstate Corporation	-2.29%	-0.03%	0.00%	(\$187.22M)
ALLY-US	Ally Financial Inc	-2.29%	0.00%	0.00%	(\$18.46M)
FIS-US	Fidelity National Information Services, Inc.	-2.29%	-0.05%	-0.02%	(\$325.02M)
NTR-CA	Nutrien Ltd.	-2.29%	-0.02%	0.00%	(\$14.96M)
UNP-US	Union Pacific Corporation	-2.01%	-0.04%	-0.01%	(\$372.17M)
BAX-US	Baxter International Inc.	-2.01%	-0.04%	-0.03%	(\$414.73M)
NSC-US	Norfolk Southern Corporation	-2.01%	-0.04%	-0.01%	(\$85.57M)
PSA-US	Public Storage	-2.01%	-0.01%	0.00%	(\$27.15M)
SJR.B-CA	Shaw Communications Inc. Class B	-2.01%	-0.01%	0.04%	(\$28.49M)
EQT-US	EQT Corporation	-2.01%	0.00%	-0.01%	(\$21.78M)
GOOG-US	Alphabet Inc. Class C	-1.72%	0.09%	-0.09%	(\$410.19M)
TSLA-US	Tesla Inc	-1.72%	0.13%	-0.40%	(\$177.21M)
AMT-US	American Tower Corporation	-1.72%	-0.03%	-0.01%	(\$61.79M)
BCE-CA	BCE Inc.	-1.72%	-0.01%	-0.01%	(\$12.85M)
DG-US	Dollar General Corporation	-1.72%	-0.04%	-0.01%	(\$2.02M)

Americas: Largest Fund Level Stock Inflows/Outflows, \$, 12/31/2022 - 6/30/2023

Fund Name	Ticker	Stock Name	New or Close..	Change
Morgan Stanley Inv. Fds. - Global Brands Fund	AON-US	Aon Plc Class A	New	\$501M
American Funds New Perspective Fund	CRM-US	Salesforce, Inc.	New	\$489M
American Funds Capital World Growth & Income Fu..	GEHC-US	GE Healthcare Technologies ..	New	\$485M
Swedbank Robur Globalfond	CNC-US	Centene Corporation		\$326M
Morgan Stanley Inv. Fds. - Global Brands Fund	CDW-US	CDW Corp.	New	\$311M
UniGlobal	MSFT-US	Microsoft Corporation		\$241M
American Funds Capital World Growth & Income Fu..	INTC-US	Intel Corporation	New	\$235M
American Funds Capital World Growth & Income Fu..	CRM-US	Salesforce, Inc.	New	\$220M
American Funds New Perspective Fund	GS-US	Goldman Sachs Group, Inc.		\$204M
American Funds New Perspective Fund	AVGO-US	Broadcom Inc.		\$202M
St. James's Place International Equity Unit Trust	CAT-US	Caterpillar Inc.	New	\$193M
Swedbank Robur Globalfond	ADI-US	Analog Devices, Inc.	New	\$187M
American Funds Capital World Growth & Income Fu..	VALE3-BR	Vale S.A.		(\$258M)
Morgan Stanley Inv. Fds. - Global Brands Fund	EL-US	Estee Lauder Companies Inc..	Close	(\$282M)
Old Westbury Large Cap Strategies Fund	XLF-US	Financial Select Sector SPD..		(\$301M)
American Funds Capital World Growth & Income Fu..	AVGO-US	Broadcom Inc.		(\$303M)
American Funds Capital World Growth & Income Fu..	PNC-US	PNC Financial Services Grou..		(\$324M)
Scottish Mortgage Investment Trust Plc	ILMN-US	Illumina, Inc.		(\$332M)
Morgan Stanley Inv. Fds. - Global Brands Fund	BAX-US	Baxter International Inc.		(\$334M)
American Funds New Perspective Fund	TSLA-US	Tesla Inc		(\$336M)
First Eagle Global Fund	ORCL-US	Oracle Corporation		(\$341M)
American Funds Capital World Growth & Income Fu..	TD-CA	Toronto-Dominion Bank		(\$397M)
American Funds New Perspective Fund	JPM-US	JPMorgan Chase & Co.		(\$460M)
First Eagle Global Fund	XOM-US	Exxon Mobil Corporation		(\$571M)

Stock Sentiment Grid, Americas

We combine the latest Americas stock positioning, long-term positioning and short-term fund activity in the 'Sentiment Grid', below. The Y-Axis measures where today's ownership levels in each stock sit relative to the long-term range. We calculate the Z-Score of today's average weight, funds invested % and funds O/W %, relative to all monthly observations in our fund history (going back to 9/30/2012). A figure close to 100% would indicate today's positioning is close to its maximum ever level, a figure close to zero, the lowest. The X-axis provides a measure of short-term fund activity, or 'Momentum', by looking at the changes in average weight, funds invested % and funds o/w % between 12/31/2022 and 6/30/2023, relative to each stock. A figure above 50% means a stock has seen relative increases in ownership, a figure below 50% indicates a relative decrease in positioning. The size of the bubble represents the average weight of each stock.



Stock Holdings Snapshot, EMEA

EMEA: Aggregate Stock Holdings Data, Ranked by Most Widely Held.

Ticker	Stock Name	Funds Invested %	Average Weight	Vs Benchmark	Fund AUM, \$
ASML-NL	ASML Holding NV	42.12%	0.84%	0.37%	\$12,397.58M
NOVO.B-DK	Novo Nordisk A/S Class B	40.11%	0.81%	0.41%	\$10,292.47M
ROG-CH	Roche Holding Ltd Dividend Right Cert.	37.54%	0.52%	0.18%	\$4,207.67M
NESN-CH	Nestle S.A.	35.24%	0.57%	0.05%	\$6,483.19M
MC-FR	LVMH Moet Hennessy Louis Vuitton SE	34.38%	0.64%	0.24%	\$9,316.34M
ULVR-GB	Unilever PLC	33.52%	0.51%	0.31%	\$4,638.96M
AZN-GB	AstraZeneca PLC	32.09%	0.47%	0.12%	\$6,529.37M
SAN-FR	Sanofi	28.65%	0.33%	0.14%	\$3,778.29M
SU-FR	Schneider Electric SE	26.07%	0.43%	0.28%	\$3,519.64M
NOVN-CH	Novartis AG	25.79%	0.37%	0.04%	\$3,453.56M
LIN-US	Linde plc	25.50%	0.41%	0.09%	\$4,062.45M
SHEL-GB	Shell PLC	24.93%	0.31%	-0.03%	\$3,721.77M
OR-FR	L'Oreal S.A.	24.36%	0.39%	0.21%	\$4,278.57M
TTE-FR	TotalEnergies SE	21.49%	0.25%	0.04%	\$3,362.84M
GSK-GB	GSK plc	21.49%	0.18%	0.07%	\$1,166.52M
RKT-GB	Reckitt Benckiser Group plc	21.20%	0.28%	0.20%	\$3,125.00M
DGE-GB	Diageo plc	20.92%	0.22%	0.05%	\$1,491.74M
SIE-DE	Siemens AG	20.34%	0.23%	0.04%	\$2,690.95M
SAP-DE	SAP SE	20.34%	0.33%	0.12%	\$3,906.48M
BNP-FR	BNP Paribas S.A. Class A	18.91%	0.16%	0.05%	\$1,723.21M
REL-GB	RELX PLC	18.05%	0.24%	0.13%	\$2,763.48M
IFX-DE	Infineon Technologies AG	17.19%	0.21%	0.13%	\$1,283.04M
EL-FR	EssilorLuxottica SA	16.91%	0.21%	0.12%	\$2,233.65M
DTE-DE	Deutsche Telekom AG	16.62%	0.17%	0.06%	\$1,672.74M
AI-FR	Air Liquide SA	16.62%	0.18%	0.04%	\$1,474.29M

EMEA: Top Stock Holdings, %

Fund Name	Ticker	Stock Name	Weight %
Mundoval Fund	LVMUY-US	LVMH Moet Hennessy Louis Vuitton SE Unsp..	8.56%
Scottish Mortgage Investment Trust Plc	ASML-NL	ASML Holding NV	8.30%
GuardCap UCITS Funds Plc - Global Equity Fund	NOVO.B-DK	Novo Nordisk A/S Class B	7.81%
C Worldwide - Global Equities	NOVO.B-DK	Novo Nordisk A/S Class B	7.74%
Fundsmith Equity Fund	NOVO.B-DK	Novo Nordisk A/S Class B	7.72%
C Worldwide - Global Equities Ethical	NOVO.B-DK	Novo Nordisk A/S Class B	7.56%
Ninety One Glb. Strat. Fd. - Global Franchise Fund	ASML-NL	ASML Holding NV	7.40%
Baillie Gifford Investment Funds ICVC - Positive Change Fund	ASML-NL	ASML Holding NV	7.39%
Davis Global Fund	DANSKE-DK	Danske Bank A/S	7.35%
Mundoval Fund	NOVO.B-DK	Novo Nordisk A/S Class B	7.31%
GuardCap UCITS Funds Plc - Global Equity Fund	EL-FR	EssilorLuxottica SA	7.12%
Allianz Global Investors Fund - Global Equity Growth	ASML-NL	ASML Holding NV	7.12%
Ninety One Glb. Strat. Fd. - Global Value Equity Fund	VTSC-DE	Vitesco Technologies Group AG	7.11%
Invesco Global Invnt. Ser. - Global Equity Income Fund (UK)	III-GB	3i Group plc	7.03%
Ninety One Glb. Strat. Fd. - Global Quality Equity Fund	ASML-NL	ASML Holding NV	6.98%
M&G (Lux) Investment Funds 1 - Positive Impact Fund	NOVO.B-DK	Novo Nordisk A/S Class B	6.77%
Morgan Stanley Invnt. Fds. - Global Opportunity Fund	DSV-DK	DSV A/S	6.68%
PGIM Jennison Global Opportunities Fund	RMS-FR	Hermes International SCA	6.57%
Invesco Global Invnt. Ser. - Global Focus Fund (UK)	RMS-FR	Hermes International SCA	6.40%
Gabelli Global Growth Fund (The)	MC-FR	LVMH Moet Hennessy Louis Vuitton SE	6.24%
Polen Global Growth Fund	ICLR-US	ICON Plc	6.23%
Sands Capital Funds Plc - Global Growth Fund	ASML-NL	ASML Holding NV	6.21%
Skagen Global	DSV-DK	DSV A/S	6.16%
PGIM Jennison Global Opportunities Fund	MC-FR	LVMH Moet Hennessy Louis Vuitton SE	6.07%
BL - Equities Dividend	ULVR-GB	Unilever PLC	6.06%

EMEA: Aggregate Stock Holdings Data, Largest Overweight Holdings

Ticker	Stock Name	Vs Benchmark	Average Weight	Funds Invested %	Fund AUM, \$
NOVO.B-DK	Novo Nordisk A/S Class B	0.41%	0.81%	40.11%	\$10,292.47M
ASML-NL	ASML Holding NV	0.37%	0.84%	42.12%	\$12,397.58M
ULVR-GB	Unilever PLC	0.31%	0.51%	33.52%	\$4,638.96M
SU-FR	Schneider Electric SE	0.28%	0.43%	26.07%	\$3,519.64M
MC-FR	LVMH Moet Hennessy Louis Vuitton SE	0.24%	0.64%	34.38%	\$9,316.34M
OR-FR	L'Oreal S.A.	0.21%	0.39%	24.36%	\$4,278.57M
RKT-GB	Reckitt Benckiser Group plc	0.20%	0.28%	21.20%	\$3,125.00M
LSEG-GB	London Stock Exchange Group plc	0.18%	0.23%	11.46%	\$2,081.32M
ROG-CH	Roche Holding Ltd Dividend Right Cert.	0.18%	0.52%	37.54%	\$4,207.67M
ADYEN-NL	Adyen NV	0.15%	0.20%	16.05%	\$1,665.79M

EMEA: Top Stock Holdings, \$

Fund Name	Ticker	Stock Name	Value (\$)
American Funds New Perspective Fund	NOVO.B-DK	Novo Nordisk A/S Class B	\$2,957M
American Funds New Perspective Fund	ASML-NL	ASML Holding NV	\$2,676M
Fundsmith Equity Fund	NOVO.B-DK	Novo Nordisk A/S Class B	\$2,503M
American Funds Capital World Growth & Income Fund	MC-FR	LVMH Moet Hennessy Louis Vuitton SE	\$2,276M
American Funds Capital World Growth & Income Fund	ASML-NL	ASML Holding NV	\$2,001M
Fundsmith Equity Fund	OR-FR	L'Oreal S.A.	\$1,953M
American Funds New Perspective Fund	AZN-GB	AstraZeneca PLC	\$1,703M
Fundsmith Equity Fund	MC-FR	LVMH Moet Hennessy Louis Vuitton SE	\$1,616M
American Funds New Perspective Fund	MC-FR	LVMH Moet Hennessy Louis Vuitton SE	\$1,585M
American Funds New Perspective Fund	NESN-CH	Nestle S.A.	\$1,477M
Scottish Mortgage Investment Trust Plc	ASML-NL	ASML Holding NV	\$1,406M
American Funds Capital World Growth & Income Fund	AIR-FR	Airbus SE	\$1,397M
Morgan Stanley Invnt. Fds. - Global Brands Fund	SAP-DE	SAP SE	\$1,343M
Morgan Stanley Invnt. Fds. - Global Brands Fund	RKT-GB	Reckitt Benckiser Group plc	\$1,240M
American Funds New Perspective Fund	DSV-DK	DSV A/S	\$1,168M
American Funds Capital World Growth & Income Fund	AZN-GB	AstraZeneca PLC	\$1,008M
American Funds New Perspective Fund	AIR-FR	Airbus SE	\$969M
Fundsmith Equity Fund	AMS-ES	Amadeus IT Group SA Class A	\$952M
American Funds Capital World Growth & Income Fund	ZURN-CH	Zurich Insurance Group Ltd	\$943M
First Eagle Global Fund	CFR-CH	Compagnie Financiere Richemont SA	\$853M
American Funds Capital World Growth & Income Fund	NOVO.B-DK	Novo Nordisk A/S Class B	\$810M
American Funds New Perspective Fund	LSEG-GB	London Stock Exchange Group plc	\$782M
American Funds New Perspective Fund	SAF-FR	Safran S.A.	\$768M
American Funds Capital World Growth & Income Fund	NESN-CH	Nestle S.A.	\$768M

EMEA: Aggregate Stock Holdings Data, Largest Underweight Holdings

Ticker	Stock Name	Vs Benchmark	Average Weight	Funds Invested %	Fund AUM, \$
HSBA-GB	HSBC Holdings Plc	-0.16%	0.08%	11.17%	\$407.27M
1120-SA	Al Rajhi Bank	-0.07%	0.00%	0.57%	\$2.20M
SAN-ES	Banco Santander, S.A.	-0.07%	0.03%	5.16%	\$471.19M
BP-GB	BP p.l.c.	-0.06%	0.12%	13.75%	\$1,954.12M
NBK-KW	National Bank of Kuwait K.S.C.	-0.05%	0.00%	0.00%	\$1.49M
GLEN-GB	Glencore plc	-0.05%	0.04%	6.30%	\$602.91M
1180-SA	Saudi National Bank	-0.04%	0.00%	0.29%	\$2.25M
ISP-IT	Intesa Sanpaolo S.p.A.	-0.04%	0.02%	4.30%	\$87.62M
EAND-AE	Emirates Telecommunications Group Compa..	-0.04%	0.00%	0.00%	\$1.12M
FSR-ZA	FirstRand Limited	-0.04%	0.00%	1.15%	\$2.80M

Stock Holdings Activity, EMEA

EMEA: Aggregate Stock Holdings Changes - Largest Increases in Funds Invested %, 12/31/2022 - 6/30/2023

Ticker	Stock Name	Funds Invested % Δ	Average Weight Δ	Average Wgt vs Benchmark Δ	Fund Flows, \$
ADYEN-NL	Adyen NV	3.72%	0.04%	0.02%	\$107.85M
IFX-DE	Infineon Technologies AG	2.87%	0.04%	0.03%	\$213.32M
SAN-FR	Sanofi	2.58%	0.03%	0.03%	\$611.75M
KER-FR	Kering SA	2.58%	0.02%	0.03%	\$175.21M
DSFIR-NL	DSM-Firmenich AG	2.58%	0.04%	0.00%	\$145.97M
UCG-IT	UniCredit S.p.A.	2.29%	0.03%	0.00%	\$80.56M
BVI-FR	Bureau Veritas SA	2.01%	0.00%	0.00%	\$56.42M
NOVN-CH	Novartis AG	2.01%	0.01%	0.02%	(\$81.01M)
HOLN-CH	Holcim Ltd	1.72%	0.01%	0.00%	(\$3.64M)
LR-FR	Legrand SA	1.72%	0.02%	0.02%	\$112.45M
ASML-NL	ASML Holding NV	1.72%	0.14%	0.07%	\$28.13M
ABN-NL	ABN AMRO Bank N.V. Depository receipts	1.43%	0.00%	0.00%	(\$0.89M)
UHR-CH	Swatch Group Ltd. Bearer	1.43%	-0.01%	0.00%	(\$15.16M)
PRU-GB	Prudential plc	1.43%	0.00%	0.00%	(\$49.94M)
MT-NL	ArcelorMittal SA	1.43%	0.01%	0.01%	\$70.55M
LIN-US	Linde plc	1.43%	0.05%	0.05%	\$299.22M
BBVA-ES	Banco Bilbao Vizcaya Argentaria, S.A.	1.43%	0.02%	0.01%	(\$22.56M)
ALV-DE	Allianz SE	1.43%	0.01%	0.02%	\$371.17M
SIE-DE	Siemens AG	1.15%	0.02%	0.01%	(\$46.84M)
SHEL-GB	Shell PLC	1.15%	0.02%	0.05%	\$673.59M
SAP-DE	SAP SE	1.15%	0.05%	0.02%	\$205.29M
PUB-FR	Publicis Groupe SA	1.15%	0.02%	0.00%	\$252.96M
LONN-CH	Lonza Group AG	1.15%	0.04%	0.04%	\$290.61M
HEN3-DE	Henkel AG & Co. KGaA Pref	1.15%	0.01%	0.01%	\$36.28M
BP-GB	BP p.l.c.	1.15%	-0.01%	0.01%	(\$171.33M)

EMEA: Aggregate Stock Holdings Changes - Largest Decreases in Funds Invested %, 12/31/2022 - 6/30/2023

Ticker	Stock Name	Funds Invested % Δ	Average Weight Δ	Average Wgt vs Benchmark Δ	Fund Flows, \$
DSM-NL	Koninklijke DSM N.V.	-9.46%	-0.13%	-0.09%	(\$1,022.37M)
ROG-CH	Roche Holding Ltd Dividend Right Cert.	-4.01%	-0.03%	-0.03%	\$70.90M
RKT-GB	Reckitt Benckiser Group plc	-3.15%	-0.03%	-0.03%	(\$239.98M)
DGE-GB	Diageo plc	-2.58%	-0.07%	-0.04%	(\$279.89M)
UBSG-CH	UBS Group AG	-2.29%	-0.03%	-0.03%	(\$274.33M)
TTE-FR	TotalEnergies SE	-2.01%	-0.07%	-0.02%	(\$38.51M)
ZURN-CH	Zurich Insurance Group Ltd	-2.01%	-0.02%	0.00%	(\$194.44M)
BAYN-DE	Bayer AG	-1.72%	-0.01%	0.00%	(\$16.57M)
DB1-DE	Deutsche Boerse AG	-1.72%	-0.03%	-0.03%	\$12.78M
EQNR-NO	Equinor ASA	-1.72%	-0.05%	-0.03%	(\$44.98M)
RED-ES	Red Electrica Corp. SA	-1.72%	-0.01%	-0.01%	(\$5.25M)
STLAM-IT	Stellantis N.V.	-1.43%	0.00%	-0.01%	(\$16.34M)
FR-FR	Valeo SE	-1.43%	0.00%	0.00%	(\$7.12M)
ELI-BE	Elia Group SA/NV	-1.43%	0.00%	0.00%	(\$2.57M)
ENEL-IT	Enel SpA	-1.43%	0.00%	-0.01%	(\$63.64M)
ERIC-B-SE	Telefonaktiebolaget LM Ericsson Class B	-1.43%	-0.01%	0.00%	(\$105.68M)
NOKIA-FI	Nokia Oyj	-1.43%	-0.01%	0.00%	\$19.21M
SAMPO-FI	Sampo Oyj Class A	-1.43%	-0.02%	0.00%	(\$26.52M)
AAL-GB	Anglo American plc	-1.15%	-0.05%	-0.03%	(\$84.13M)
ALC-CH	Alcon, Inc.	-1.15%	0.00%	0.00%	(\$125.76M)
GLEN-GB	Glencore plc	-1.15%	-0.02%	-0.01%	\$42.23M
OCI-NL	OCI NV	-1.15%	-0.01%	-0.01%	(\$3.66M)
RIO-GB	Rio Tinto plc	-1.15%	-0.02%	0.01%	(\$75.48M)
SDON-CH	Sonova Holding AG	-1.15%	0.00%	0.00%	(\$0.43M)
ORNBV-FI	Orion Oyj Class B	-1.15%	0.00%	0.00%	(\$1.67M)

EMEA: Largest Fund Level Changes in Stock Weight, %, 12/31/2022 - 6/30/2023

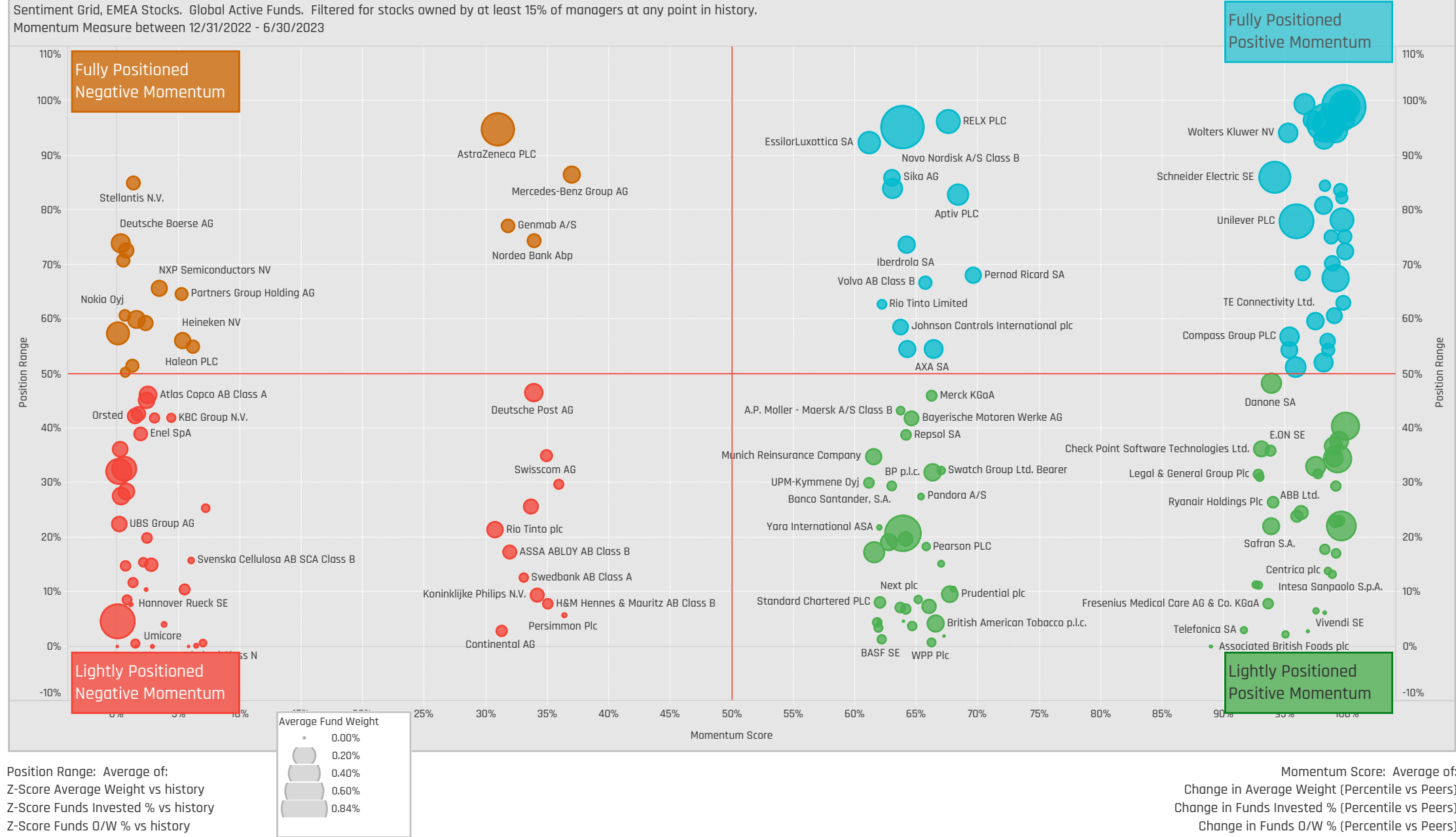
Fund Name	Ticker	Stock Name	New or Close..	Weight Change
Longleaf Partners Global Fund	EXO-NL	EXOR N.V.	New	5.91%
SVS Aubrey Capital Mgmt. Inv. Funds - Global Con..	RACE-IT	Ferrari NV	New	4.31%
Comgest Growth Plc - Global Flex	LIN-US	Linde plc	New	4.19%
Delaware Global Value Equity Fund	ULVR-GB	Unilever PLC		3.79%
Janus Henderson Global Equity Fund	FERG-US	Ferguson Plc	New	3.32%
Sanlam Universal Fds. Plc - Sustainable Global Divi..	COLO.B-DK	Coloplast A/S Class B	New	3.09%
Artemis Global Income Fund	HSBA-GB	HSBC Holdings Plc	New	2.98%
Brown Advisory Funds Plc - Global Leaders	LSEG-GB	London Stock Exchange Gro..	New	2.98%
Artisan Global Equity Fund	NESN-CH	Nestle S.A.	New	2.91%
Covea Actions Monde	SHEL-GB	Shell PLC	New	2.91%
Brown Advisory Global Leaders Fund	LSEG-GB	London Stock Exchange Gro..	New	2.91%
Janus Henderson Global Select Fund	BA-GB	BAE Systems plc	New	2.90%
Franklin Mutual Ser. Fds. - Beacon Fund	ST-US	Sensata Technologies Holdi..	Close	-2.86%
St. James's Place Unit Trust - Sust. & Responsible ..	DSM-NL	Koninklijke DSM N.V.	Close	-2.98%
Artemis Global Income Fund	RWE-DE	RWE AG	Close	-3.01%
Janus Henderson Global Equity Fund	REL-GB	RELX PLC	Close	-3.11%
FTIF SICAV - Franklin Global Growth Fund	DSM-NL	Koninklijke DSM N.V.	Close	-3.19%
SVS Aubrey Capital Mgmt. Inv. Funds - Global Con..	JCI-US	Johnson Controls Internati..	Close	-3.27%
Hermes Inv. Funds Plc - Impact Opportunities Equi..	DSM-NL	Koninklijke DSM N.V.	Close	-3.45%
Janus Henderson Global Equity Fund	CPG-GB	Compass Group PLC	Close	-3.61%
Franklin Mutual Ser. Fds. - Quest Fund	DLG-GB	Direct Line Insurance Group..	Close	-3.74%
SEB Aktiefonders	BNP-FR	BNP Paribas S.A. Class A	Close	-4.17%
Longleaf Partners Global Fund	TIGO-SE	Millicom International Cellul..	Close	-4.73%
Janus Henderson Global Equity Fund	NOVO.B-DK	Novo Nordisk A/S Class B	Close	-4.81%

EMEA: Largest Fund Level Stock Inflows/Outflows, \$, 12/31/2022 - 6/30/2023

Fund Name	Ticker	Stock Name	New or Close..	Inflow/Outflow
American Funds Capital World Growth & Income Fu..	GAZP-RU	Gazprom PJSC	New	\$405M
American Funds Capital World Growth & Income Fu..	INGA-NL	ING Groep NV		\$276M
American Funds Capital World Growth & Income Fu..	AI-FR	Air Liquide SA		\$271M
American Funds New Perspective Fund	GAZP-RU	Gazprom PJSC	New	\$267M
American Funds New Perspective Fund	ROSN-RU	Rosneft Oil Co.	New	\$223M
American Funds Capital World Growth & Income Fu..	SAN-FR	Sanofi	New	\$222M
American Funds Capital World Growth & Income Fu..	DPW-DE	Deutsche Post AG		\$215M
American Funds Capital World Growth & Income Fu..	TEL-US	TE Connectivity Ltd.		\$200M
Franklin Mutual Ser. Fds. - Global Discovery Fund	BNP-FR	BNP Paribas S.A. Class A	New	\$162M
American Funds Capital World Growth & Income Fu..	MRO-GB	Melrose Industries PLC		\$156M
UniGlobal	ALV-DE	Allianz SE	New	\$155M
St. James's Place Unit Trust - Global Value	SAN-FR	Sanofi	New	\$149M
Morgan Stanley Inv. Fds. - Global Brands Fund	MC-FR	LVMH Moet Hennessy Louis ..		(\$134M)
St. James's Place International Equity Unit Trust	BP-GB	BP p.l.c.	Close	(\$138M)
Swedbank Robur Allemansfond Komplet	SEB.A-SE	Skandinaviska Enskilda Ban..		(\$155M)
Franklin Mutual Ser. Fds. - Global Discovery Fund	INGA-NL	ING Groep NV	Close	(\$162M)
Swedbank Robur Globalfond	MAERSK.B-DK	A.P. Moller - Maersk A/S Cla..	Close	(\$162M)
American Funds Capital World Growth & Income Fu..	NOVN-CH	Novartis AG		(\$165M)
American Funds New Perspective Fund	RMS-FR	Hermes International SCA		(\$167M)
St. James's Place Unit Trust - Sust. & Responsible ..	DSM-NL	Koninklijke DSM N.V.	Close	(\$172M)
American Funds Capital World Growth & Income Fu..	ZURN-CH	Zurich Insurance Group Ltd		(\$197M)
American Funds Capital World Growth & Income Fu..	DNB-NO	DNB Bank ASA		(\$237M)
American Funds Capital World Growth & Income Fu..	BA-GB	BAE Systems plc		(\$343M)
American Funds New Perspective Fund	DSM-NL	Koninklijke DSM N.V.	Close	(\$498M)

Stock Sentiment Grid, EMEA

We combine the latest EMEA stock positioning, long-term positioning and short-term fund activity in the 'Sentiment Grid', below. The Y-Axis measures where today's ownership levels in each stock sit relative to the long-term range. We calculate the Z-Score of today's average weight, funds invested % and funds O/W %, relative to all monthly observations in our fund history (going back to 9/30/2012). A figure close to 100% would indicate today's positioning is close to its maximum ever level, a figure close to zero, the lowest. The X-axis provides a measure of short-term fund activity, or 'Momentum', by looking at the changes in average weight, funds invested % and funds o/w % between 12/31/2022 and 6/30/2023, relative to each stock. A figure above 50% means a stock has seen relative increases in ownership, a figure below 50% indicates a relative decrease in positioning. The size of the bubble represents the average weight of each stock.



Stock Holdings Snapshot, Asia

Asia: Aggregate Stock Holdings Data, Ranked by Most Widely Held.

Ticker	Stock Name	Funds Invested %	Average Weight	Vs Benchmark	Fund AUM, \$
2330-TW	Taiwan Semiconductor Manufacturing Co., L.	47.85%	0.97%	0.24%	\$12,965.48M
1299-HK	AIA Group Limited	38.68%	0.61%	0.42%	\$5,893.92M
6861-JP	Keyence Corporation	26.36%	0.39%	0.23%	\$3,401.84M
005930-KR	Samsung Electronics Co., Ltd.	25.21%	0.40%	-0.02%	\$3,741.45M
6758-JP	Sony Group Corporation	22.64%	0.27%	0.10%	\$2,091.74M
700-HK	Tencent Holdings Ltd.	21.78%	0.26%	-0.16%	\$2,344.61M
500180-IN	HDFC Bank Limited	21.49%	0.38%	0.38%	\$2,805.86M
9432-JP	Nippon Telegraph and Telephone Corporation	20.06%	0.12%	0.07%	\$1,060.75M
9988-HK	Alibaba Group Holding Ltd.	19.77%	0.22%	-0.03%	\$2,120.46M
005-SG	DBS Group Holdings Ltd	18.62%	0.17%	0.11%	\$1,589.96M
9433-JP	KDDI Corporation	16.33%	0.12%	0.03%	\$812.57M
3690-HK	Meituan Class B	14.04%	0.07%	-0.05%	\$922.00M
BHP-AU	BHP Group Ltd	13.75%	0.10%	-0.16%	\$1,477.10M
4063-JP	Shin-Etsu Chemical Co Ltd	13.47%	0.12%	0.04%	\$1,876.84M
7741-JP	HOYA CORPORATION	13.18%	0.14%	0.08%	\$730.60M
8001-JP	Itochu Corporation	12.03%	0.07%	-0.01%	\$305.02M
7974-JP	Nintendo Co., Ltd.	12.03%	0.08%	-0.01%	\$426.12M
CSL-AU	CSL Limited	11.46%	0.12%	-0.02%	\$506.53M
8316-JP	Sumitomo Mitsui Financial Group, Inc.	11.17%	0.08%	0.01%	\$382.48M
8035-JP	Tokyo Electron Ltd.	11.17%	0.10%	-0.01%	\$1,496.99M
4503-JP	Astellas Pharma Inc.	11.17%	0.04%	0.00%	\$257.37M
4502-JP	Takeda Pharmaceutical Co. Ltd.	11.17%	0.07%	-0.01%	\$930.69M
U11-SG	United Overseas Bank Ltd. (Singapore)	10.89%	0.06%	0.01%	\$488.03M
6367-JP	DAIKIN INDUSTRIES, LTD.	10.89%	0.11%	0.02%	\$1,725.81M
6098-JP	Recruit Holdings Co., Ltd.	10.32%	0.08%	0.01%	\$1,018.17M

Asia: Top Stock Holdings, %

Fund Name	Ticker	Stock Name	Weight %
First Sentier Investors ICVC - Stewart Inv. Ww. Leaders Sust.	500520-IN	Mahindra & Mahindra Ltd.	7.63%
Swedbank Robur Globalfond	2330-TW	Taiwan Semiconductor Manufacturing Co., Lt.	7.16%
Eaton Vance Richard Bernstein Equity Strategy Fund	MCHI-US	iShares MSCI China ETF	7.06%
C Worldwide - Global Equities Ethical	500010-IN	Housing Development Finance Corporation Li.	6.69%
C Worldwide - Global Equities	500010-IN	Housing Development Finance Corporation Li.	6.68%
Morgan Stanley Invt. Fds. - Global Opportunity Fund	500180-IN	HDFC Bank Limited	6.06%
Ariel Global Fund	BIDU-US	Baidu Inc Sponsored ADR Class A	5.77%
Scharf Global Opportunity Fund	005935-KR	Samsung Electronics Co Ltd Pfd Non-Voting	5.66%
Baillie Gifford Investment Funds ICVC - Positive Change Fund	2330-TW	Taiwan Semiconductor Manufacturing Co., Lt.	5.59%
Davis Global Fund	2318-HK	Ping An Insurance (Group) Company of China..	5.41%
M&G (Lux) Investment Funds 1 - Positive Impact Fund	500180-IN	HDFC Bank Limited	5.28%
Artisan Global Value Fund	005930-KR	Samsung Electronics Co., Ltd.	5.10%
St. James's Place Unit Trust - Global	005930-KR	Samsung Electronics Co., Ltd.	5.09%
Vanguard Global ESG Select Stock Fund	2330-TW	Taiwan Semiconductor Manufacturing Co., Lt.	5.08%
Maj Invest Value Aktier	005930-KR	Samsung Electronics Co., Ltd.	4.98%
Foord SICAV - Global Equity Fund LU	700-HK	Tencent Holdings Ltd.	4.90%
RBC Global Opportunities Fund	2330-TW	Taiwan Semiconductor Manufacturing Co., Lt.	4.88%
First Sentier Investors ICVC - Stewart Inv. Ww. Leaders Sust.	500010-IN	Housing Development Finance Corporation Li.	4.72%
Threadneedle (Lux) - Global Focus Fund	500180-IN	HDFC Bank Limited	4.70%
Columbia Select Global Equity Fund	500180-IN	HDFC Bank Limited	4.63%
Sanlam Universal Fds. Plc - Global High Quality Fund	005930-KR	Samsung Electronics Co., Ltd.	4.56%
MainFirst SICAV - Global Equities Fund	2330-TW	Taiwan Semiconductor Manufacturing Co., Lt.	4.56%
FTIF SICAV - Global Climate Change Fund	2330-TW	Taiwan Semiconductor Manufacturing Co., Lt.	4.53%
Holberg Global	2318-HK	Ping An Insurance (Group) Company of China..	4.48%
GuardCap UCITS Funds Plc - Global Equity Fund	YUMC-US	Yum China Holdings, Inc.	4.47%

Asia: Aggregate Stock Holdings Data, Largest Overweight Holdings

Ticker	Stock Name	Vs Benchmark	Average Weight	Funds Invested %	Fund AUM, \$
1299-HK	AIA Group Limited	0.42%	0.61%	38.68%	\$5,893.92M
500180-IN	HDFC Bank Limited	0.38%	0.38%	21.49%	\$2,805.86M
2330-TW	Taiwan Semiconductor Manufacturing Co., L.	0.24%	0.97%	47.85%	\$12,965.48M
6861-JP	Keyence Corporation	0.23%	0.39%	26.36%	\$3,401.84M
005-SG	DBS Group Holdings Ltd	0.11%	0.17%	18.62%	\$1,589.96M
6758-JP	Sony Group Corporation	0.10%	0.27%	22.64%	\$2,091.74M
005935-KR	Samsung Electronics Co Ltd Pfd Non-Voting	0.08%	0.14%	10.03%	\$972.93M
7741-JP	HOYA CORPORATION	0.08%	0.14%	13.18%	\$730.60M
500010-IN	Housing Development Finance Corporation L.	0.08%	0.17%	6.59%	\$1,245.93M
9432-JP	Nippon Telegraph and Telephone Corporation	0.07%	0.12%	20.06%	\$1,060.75M

Asia: Top Stock Holdings, \$

Fund Name	Ticker	Stock Name	Value (\$)
American Funds Capital World Growth & Income Fund	2330-TW	Taiwan Semiconductor Manufacturing Co., Lt.	\$2,798M
American Funds New Perspective Fund	2330-TW	Taiwan Semiconductor Manufacturing Co., Lt.	\$2,798M
American Funds New Perspective Fund	1299-HK	AIA Group Limited	\$1,452M
American Funds Capital World Growth & Income Fund	FMG-AU	Fortescue Metals Group Ltd	\$1,080M
American Funds Capital World Growth & Income Fund	8035-JP	Tokyo Electron Ltd.	\$912M
American Funds Capital World Growth & Income Fund	1299-HK	AIA Group Limited	\$864M
American Funds New Perspective Fund	500325-IN	Reliance Industries Limited	\$836M
American Funds Capital World Growth & Income Fund	4063-JP	Shin-Etsu Chemical Co Ltd	\$717M
American Funds Capital World Growth & Income Fund	500247-IN	Kotak Mahindra Bank Limited	\$717M
Morgan Stanley Invt. Fds. - Global Opportunity Fund	500180-IN	HDFC Bank Limited	\$694M
American Funds Capital World Growth & Income Fund	4502-JP	Takeda Pharmaceutical Co. Ltd.	\$674M
Swedbank Robur Globalfond	2330-TW	Taiwan Semiconductor Manufacturing Co., Lt.	\$664M
American Funds Capital World Growth & Income Fund	4568-JP	Daiichi Sankyo Company, Limited	\$656M
American Funds New Perspective Fund	6367-JP	DAIKIN INDUSTRIES, LTD.	\$617M
American Funds Capital World Growth & Income Fund	6098-JP	Recruit Holdings Co., Ltd.	\$601M
American Funds Capital World Growth & Income Fund	500180-IN	HDFC Bank Limited	\$589M
American Funds New Perspective Fund	532174-IN	ICICI Bank Limited	\$501M
First Eagle Global Fund	6954-JP	Fanuc Corporation	\$473M
DWS Top Dividende	BHP-AU	BHP Group Ltd	\$471M
First Eagle Global Fund	2330-TW	Taiwan Semiconductor Manufacturing Co., Lt.	\$464M
American Funds Capital World Growth & Income Fund	3382-JP	Seven & I Holdings Co., Ltd.	\$458M
American Funds New Perspective Fund	8GNE-US	BeiGene Ltd Sponsored ADR	\$436M
DWS Top Dividende	9432-JP	Nippon Telegraph and Telephone Corporation	\$432M
Morgan Stanley Invt. Fds. - Global Opportunity Fund	CPNG-US	Coupage, Inc. Class A	\$431M

Asia: Aggregate Stock Holdings Data, Largest Underweight Holdings

Ticker	Stock Name	Vs Benchmark	Average Weight	Funds Invested %	Fund AUM, \$
7203-JP	Toyota Motor Corp.	-0.20%	0.07%	9.17%	\$652.86M
CBA-AU	Commonwealth Bank of Australia	-0.17%	0.01%	4.58%	\$29.12M
700-HK	Tencent Holdings Ltd.	-0.16%	0.26%	21.78%	\$2,344.61M
BHP-AU	BHP Group Ltd	-0.16%	0.10%	13.75%	\$1,477.10M
4661-JP	Oriental Land Co., Ltd.	-0.09%	0.01%	2.01%	\$49.64M
NAB-AU	National Australia Bank Limited	-0.08%	0.01%	3.44%	\$17.66M
8058-JP	Mitsubishi Corporation	-0.08%	0.02%	6.30%	\$70.34M
500325-IN	Reliance Industries Limited	-0.08%	0.05%	5.16%	\$1,848.65M
ANZ-AU	Australia and New Zealand Banking Group Li.	-0.07%	0.01%	3.72%	\$14.01M
WBC-AU	Westpac Banking Corporation	-0.07%	0.01%	2.58%	\$7.62M

Stock Holdings Activity, Asia

Asia: Aggregate Stock Holdings Changes - Largest Increases in Funds Invested %, 12/31/2022 - 6/30/2023

Ticker	Stock Name	Funds Invested % Δ	Average Weight Δ	Average Wgt vs Benchmark Δ	Fund Flows, \$
3690-HK	Meituan Class B	6.59%	-0.02%	0.01%	\$47.42M
700-HK	Tencent Holdings Ltd.	2.87%	-0.01%	0.02%	\$250.05M
QAN-AU	Qantas Airways Limited	2.58%	0.01%	0.01%	\$12.56M
4063-JP	Shin-Etsu Chemical Co Ltd	2.29%	0.04%	0.02%	\$268.92M
1299-HK	AIA Group Limited	2.29%	-0.10%	-0.06%	\$513.58M
VIPS-US	Vipshop Holdings Ltd Sponsored ADR	1.72%	0.01%	0.01%	\$4.50M
ANZ-AU	Australia and New Zealand Banking Group Li.	1.72%	0.00%	0.01%	\$6.04M
2502-JP	Asahi Group Holdings,Ltd.	1.72%	0.02%	0.02%	\$113.10M
500180-IN	HDFC Bank Limited	1.72%	-0.01%	-0.01%	\$114.56M
005930-KR	Samsung Electronics Co., Ltd.	1.72%	0.08%	0.04%	\$369.60M
613-SG	Genting Singapore Limited	1.43%	0.00%	0.00%	\$13.84M
D05-SG	DBS Group Holdings Ltd	1.43%	-0.01%	0.00%	\$351.80M
1211-HK	BYD Company Limited Class H	1.43%	0.01%	-0.01%	\$36.31M
TLS-AU	Telstra Group Limited	1.15%	0.01%	0.01%	\$12.67M
9147-JP	NIPPON EXPRESS HOLDINGS,INC.	1.15%	0.00%	0.00%	\$2.44M
2345-TW	Accton Technology Corp.	1.15%	0.00%	0.00%	\$4.27M
YUMC-US	Yum China Holdings, Inc.	1.15%	0.00%	0.01%	\$80.96M
BMRI-ID	PT Bank Mandiri (Persero) Tbk	1.15%	0.01%	0.01%	\$41.48M
9983-JP	FAST RETAILING CO., LTD.	1.15%	0.01%	0.00%	\$143.51M
4568-JP	Daiichi Sankyo Company, Limited	1.15%	0.01%	0.01%	\$42.89M
3092-JP	ZOZO, Inc.	1.15%	0.00%	0.00%	\$8.60M
8001-JP	Itochu Corporation	1.15%	0.02%	0.01%	\$67.01M
274-SG	Singapore Telecommunications Limited	0.86%	0.00%	0.01%	\$25.69M
6326-JP	Kubota Corporation	0.86%	0.00%	0.00%	\$23.66M
4901-JP	FUJIFILM Holdings Corp	0.86%	0.00%	0.00%	\$0.44M

Asia: Largest Fund Level Changes in Stock Weight, %, 12/31/2022 - 6/30/2023

Fund Name	Ticker	Stock Name	New or Close..	Weight Change
Threadneedle (Lux) - Global Focus Fund	500180-IN	HDFC Bank Limited	New	4.70%
Columbia Select Global Equity Fund	500180-IN	HDFC Bank Limited	New	4.63%
Artisan Global Equity Fund	4568-JP	Daiichi Sankyo Company, Li.	New	3.39%
Virtus NFJ Global Sustainability Fund	3064-JP	MonotoRO Co., Ltd.	New	3.08%
Premier Miton Global Sustainable Growth Fund	4063-JP	Shin-Etsu Chemical Co Ltd	New	3.06%
Skagen Focus	012330-KR	Hyundai Mobis Co., Ltd	New	3.05%
Franklin Mutual Ser. Fds. - Beacon Fund	D05-SG	DBS Group Holdings Ltd	New	2.86%
Artisan Global Equity Fund	2423-HK	KE Holdings Inc Class A	New	2.57%
JPMorgan Investment Funds - Global Dividend Fund	005930-KR	Samsung Electronics Co., Lt.	New	2.44%
JPMorgan Funds - Global Growth Fund	005930-KR	Samsung Electronics Co., Lt.	New	2.33%
Waverton Inv. Fds. Plc - Global Equity Fund	8316-JP	Sumitomo Mitsui Financial ..	New	2.27%
Baillie Gifford Investment Funds ICVC - Positive Ch..	6367-JP	DAIKIN INDUSTRIES, LTD.	New	2.21%
AB SICAV I - Concentrated Global Equity Portfolio	6098-JP	Recruit Holdings Co., Ltd.	Close	-2.30%
FTIF SICAV - Global Climate Change Fund	7203-JP	Toyota Motor Corp.	Close	-2.35%
MassMutual Premier Global Fund	9618-HK	JD.com, Inc. Class A	Close	-2.39%
Touchstone Strategic Trust - Non-US ESG Equity Fu..	6752-JP	Panasonic Holdings Corpor.	Close	-2.47%
Davis Global Fund	D05-SG	DBS Group Holdings Ltd	Close	-2.56%
SVS Aubrey Capital Mgmt. Inv. Funds - Global Con..	543287-IN	Macrotech Developers Ltd.	Close	-2.70%
Thornburg Global Opportunities Fund	FXI-US	iShares China Large-Cap ETF	Close	-2.76%
SVS Aubrey Capital Mgmt. Inv. Funds - Global Con..	532500-IN	Maruti Suzuki India Limited	Close	-2.76%
Davis Global Fund	9618-HK	JD.com, Inc. Class A	Close	-2.81%
Skagen Focus	005830-KR	DB INSURANCE CO. LTD	Close	-2.96%
SVS Aubrey Capital Mgmt. Inv. Funds - Global Con..	532174-IN	ICICI Bank Limited	Close	-3.02%
Janus Henderson Global Equity Fund	500010-IN	Housing Development Fina..	Close	-3.83%

Asia: Aggregate Stock Holdings Changes - Largest Decreases in Funds Invested %, 12/31/2022 - 6/30/2023

Ticker	Stock Name	Funds Invested % Δ	Average Weight Δ	Average Wgt vs Benchmark Δ	Fund Flows, \$
6098-JP	Recruit Holdings Co., Ltd.	-2.29%	-0.03%	-0.02%	(\$13.01M)
823-HK	Link Real Estate Investment Trust	-2.01%	-0.01%	-0.01%	(\$15.50M)
7733-JP	Olympus Corp.	-1.72%	-0.01%	0.00%	(\$40.45M)
916-HK	China Longyuan Power Group Corporation L..	-1.43%	-0.01%	0.00%	(\$3.34M)
ANZDA-AU	Australia & New Zealand Banking Group Ltd ..	-1.43%	0.00%	0.00%	(\$7.04M)
7203-JP	Toyota Motor Corp.	-1.43%	-0.01%	-0.02%	(\$121.78M)
7267-JP	Honda Motor Co., Ltd.	-1.43%	0.01%	0.00%	(\$121.08M)
5334-JP	NGK SPARK PLUG CO., LTD.	-1.15%	0.00%	0.00%	(\$1.35M)
6460-JP	Sega Sammy Holdings Inc.	-1.15%	0.00%	0.00%	(\$0.82M)
7701-JP	Shimadzu Corporation	-1.15%	0.00%	0.00%	\$9.90M
8308-JP	Resona Holdings, Inc.	-1.15%	0.00%	0.00%	\$118.50M
ASX-AU	ASX Limited	-1.15%	0.00%	0.00%	(\$0.69M)
CPU-AU	Computershare Limited	-1.15%	-0.01%	-0.01%	\$0.04M
6178-JP	JAPAN POST HOLDINGS Co., Ltd.	-1.15%	-0.01%	-0.01%	(\$21.04M)
J36-SG	Jardine Matheson Holdings Limited	-1.15%	0.00%	0.00%	(\$16.02M)
669-HK	Techtronic Industries Co., Ltd.	-0.86%	-0.02%	-0.01%	\$54.48M
017670-KR	SK Telecom Co., Ltd.	-0.86%	-0.01%	-0.01%	(\$27.82M)
1605-JP	Ipex Corporation	-0.86%	-0.01%	-0.00%	(\$10.08M)
MPL-AU	Medibank Private Ltd.	-0.86%	0.00%	0.00%	\$21.36M
S68-SG	Singapore Exchange Ltd.	-0.86%	0.00%	0.00%	\$1.42M
1772-HK	Ganfeng Lithium Group Co., Ltd. Class H	-0.86%	-0.01%	-0.01%	(\$3.76M)
3231-JP	Nomura Real Estate Holdings, Inc.	-0.86%	0.00%	0.00%	(\$2.07M)
4980-JP	Dexerials Corp.	-0.86%	0.00%	0.00%	(\$0.07M)
6594-JP	Nidec Corporation	-0.86%	0.00%	0.00%	(\$95.53M)
6806-JP	HIROSE ELECTRIC CO., LTD.	-0.86%	0.00%	0.00%	(\$1.40M)

Asia: Largest Fund Level Stock Inflows/Outflows, \$, 12/31/2022 - 6/30/2023

Fund Name	Ticker	Stock Name	New or Close..	Inflow/Outflow
American Funds Capital World Growth & Income Fu..	4502-JP	Takeda Pharmaceutical Co. ..		\$417M
UniGlobal	1299-HK	AIA Group Limited	New	\$205M
Franklin Mutual Ser. Fds. - Global Discovery Fund	D05-SG	DBS Group Holdings Ltd	New	\$176M
American Funds Capital World Growth & Income Fu..	2330-TW	Taiwan Semiconductor Man..		\$176M
UniGlobal	4063-JP	Shin-Etsu Chemical Co Ltd	New	\$143M
St. James's Place Unit Trust - Global Value	8308-JP	Resona Holdings, Inc.	New	\$133M
UniGlobal	700-HK	Tencent Holdings Ltd.	New	\$132M
Templeton Growth Fund Inc.	500325-IN	Reliance Industries Limited	New	\$128M
Old Westbury Large Cap Strategies Fund	BHP-AU	BHP Group Ltd		\$119M
American Funds Capital World Growth & Income Fu..	669-HK	Techtronic Industries Co., Ltd.	New	\$111M
Swedbank Robur Allemansfond Komplet	2330-TW	Taiwan Semiconductor Man..		\$109M
St. James's Place International Equity Unit Trust	005930-KR	Samsung Electronics Co., Ltd.	New	\$108M
Dodge & Cox Global Stock Fund	BIDU-US	Baidu Inc Sponsored ADR Cl..		(\$84M)
Folksams LO Varlden	7203-JP	Toyota Motor Corp.	Close	(\$86M)
UniFavorit: Aktien	CSL-AU	CSL Limited		(\$87M)
American Funds New Economy Fund	500247-IN	Kotak Mahindra Bank Limite..		(\$97M)
St. James's Place Unit Trust - Global Value	6752-JP	Panasonic Holdings Corpora..	Close	(\$104M)
Franklin Mutual Ser. Fds. - Global Discovery Fund	6723-JP	Renesas Electronics Corpora..		(\$105M)
American Funds Capital World Growth & Income Fu..	532174-IN	ICICI Bank Limited		(\$105M)
St. James's Place Unit Trust - Sust. & Responsible ..	2330-TW	Taiwan Semiconductor Man..	Close	(\$114M)
American Funds Capital World Growth & Income Fu..	500247-IN	Kotak Mahindra Bank Limite..		(\$123M)
UniGlobal	CSL-AU	CSL Limited		(\$130M)
American Funds Capital World Growth & Income Fu..	6758-JP	Sony Group Corporation		(\$144M)
American Funds New Perspective Fund	8031-JP	Mitsui & Co.,Ltd		(\$373M)

Stock Sentiment Grid, Asia

We combine the latest Asian stock positioning, long-term positioning and short-term fund activity in the 'Sentiment Grid', below. The Y-Axis measures where today's ownership levels in each stock sit relative to the long-term range. We calculate the Z-Score of today's average weight, funds invested % and funds O/W %, relative to all monthly observations in our fund history (going back to 9/30/2012). A figure close to 100% would indicate today's positioning is close to its maximum ever level, a figure close to zero, the lowest. The X-axis provides a measure of short-term fund activity, or 'Momentum', by looking at the changes in average weight, funds invested % and funds O/W % between 12/31/2022 and 6/30/2023, relative to each stock. A figure above 50% means a stock has seen relative increases in ownership, a figure below 50% indicates a relative decrease in positioning. The size of the bubble represents the average weight of each stock.



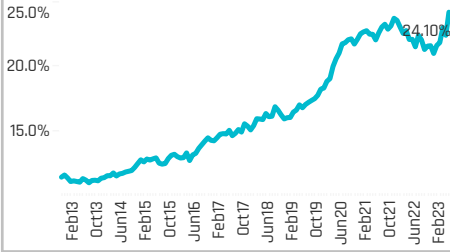


Sector Profiles

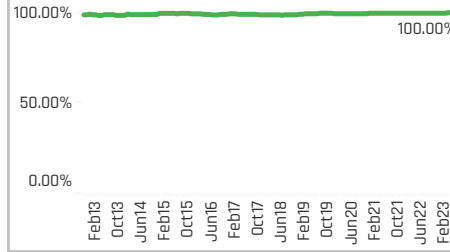
Top Holdings, %

Fund Name	Weight (%)
Baron Global Advantage Fund	58.45%
Guinness Atkinson Global Innovators F..	55.69%
GAM Funds - Disruptive Growth	55.17%
GAM Star Fund Plc - Worldwide Equity	50.03%
Polen Global Growth Fund	47.18%
Swedbank Robur Globalfond	44.50%
Virtus NFJ Global Sustainability Fund	44.26%
Liontrust Investment Funds I - Global I..	43.70%
SEB Aktiesparfond	43.54%
Harbor Global Leaders Fund	43.09%
PGIM Jennison Global Opportunities Fu..	43.01%
AZ Fund 1 - Equity - Global Growth	42.66%
MainFirst SICAV - Global Equities Fund	42.63%
JPMorgan Funds - Global Growth Fund	42.53%
Rolinco NV	42.43%

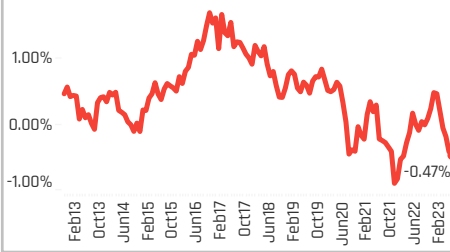
Average Weight: 24.10%



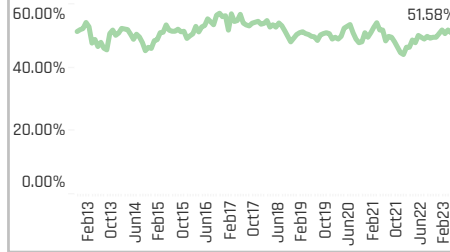
Funds Invested %: 100.00%



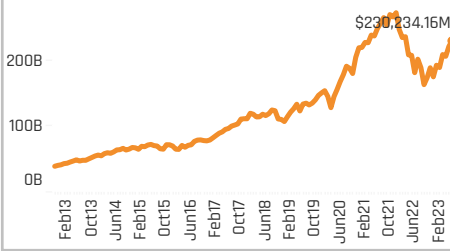
Average Weight vs ACWI: -0.47%



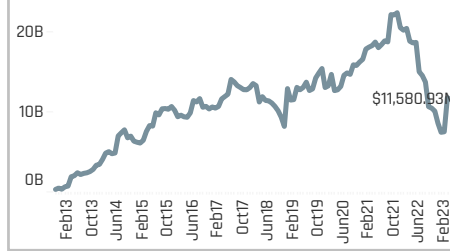
Funds Overweight %: 51.58%



Combined Fund AUM: \$230.2B



Cumulative Fund Flows: \$11,581M



Aggregate Stock Holdings Data, Ranked by Most Widely Held.

Ticker	Stock Name	Funds Invested %	Average Weight	Vs Benchmark	Fund AUM, \$
MSFT-US	Microsoft Corporation	75.07%	3.42%	-0.36%	\$37,558M
2330-TW	Taiwan Semiconductor Manuf..	47.85%	0.97%	0.24%	\$12,965M
V-US	Visa Inc. Class A	45.27%	0.99%	0.37%	\$9,758M
AAPL-US	Apple Inc.	42.69%	1.57%	-3.25%	\$13,530M
ASML-NL	ASML Holding NV	42.12%	0.84%	0.37%	\$12,398M
MA-US	Mastercard Incorporated Clas..	38.97%	0.77%	0.23%	\$5,876M
NVDA-US	NVIDIA Corporation	33.52%	0.91%	-0.69%	\$8,172M
ADBE-US	Adobe Incorporated	32.38%	0.54%	0.19%	\$3,887M
ACN-US	Accenture Plc Class A	31.52%	0.44%	0.14%	\$3,702M
CSCO-US	Cisco Systems, Inc.	28.94%	0.38%	0.04%	\$2,426M
6861-JP	Keyence Corporation	26.36%	0.39%	0.23%	\$3,402M
TXN-US	Texas Instruments Informat..	25.50%	0.29%	0.03%	\$2,101M
INTU-US	Intuit Inc.	25.50%	0.43%	0.24%	\$2,996M
005930-KR	Samsung Electronics Co., Ltd.	25.21%	0.40%	-0.02%	\$3,741M
6758-JP	Sony Group Corporation	22.64%	0.27%	0.10%	\$2,092M

Top Holdings, \$

Fund Name	Amount (\$)
American Funds New Perspective Fund	\$25,391M
American Funds Capital World Growth ..	\$22,524M
American Funds New Economy Fund	\$8,988M
Fundsmith Equity Fund	\$8,866M
Morgan Stanley Inv. Fds. - Global Bran..	\$8,459M
Old Westbury Large Cap Strategies Fu..	\$5,554M
First Eagle Global Fund	\$5,098M
SJP Global Quality Fund	\$4,774M
Swedbank Robur Globalfond	\$4,128M
Morgan Stanley Inv. Fds. - Global Opp..	\$4,027M
UniGlobal	\$3,704M
Scottish Mortgage Investment Trust Plc	\$3,562M
Ninety One Glob. Strat. Fd. - Global Fran..	\$3,321M
DWS Vermoegensbildungsfonds I	\$3,231M
Swedbank Robur Allemansfond Kompl..	\$2,825M

Top Stock Holdings, %

Fund Name	Ticker	Stock Name	Weight (%)
Mundoval Fund	MA-US	Mastercard Informat..	11.28%
UBS (D) Equity Fund - Global Opportuni..	MSFT-US	Microsoft Corporation	11.06%
Mundoval Fund	AAPL-US	Apple Inc.	11.04%
Morgan Stanley Inv. Fds. - Global Bran..	MSFT-US	Microsoft Corporation	10.72%
AZ Fund 1 - Equity - Global Growth	AAPL-US	Apple Inc.	9.89%
GAM Funds - Disruptive Growth	MSFT-US	Microsoft Corporation	9.84%
Fundsmith Equity Fund	MSFT-US	Microsoft Corporation	9.79%
GAM Star Fund Plc - Worldwide Equity	MSFT-US	Microsoft Corporation	9.68%
Polen Global Growth Fund	MSFT-US	Microsoft Corporation	9.67%
Ninety One Glob. Strat. Fd. - Global Quali..	V-US	Visa Inc. Class A	9.64%
JPMorgan Funds - Global Growth Fund	MSFT-US	Microsoft Corporation	9.55%
Ariel Global Fund	MSFT-US	Microsoft Corporation	9.40%
Ninety One Glob. Strat. Fd. - Global Fran..	V-US	Visa Inc. Class A	9.32%
Threadneedle (Lux) - Global Focus Fund	MSFT-US	Microsoft Corporation	9.25%
Brown Advisory Funds Plc - Global Lea..	MSFT-US	Microsoft Corporation	9.17%

Aggregate Country Holdings: [Ave Wgt] / [vs ACWI] / [Funds Invested]

Country	Ave Wgt (%)	Vs ACWI	Funds Invested (%)
United States	17.17%	-0.22%	98.85%
Netherlands	1.23%	0.57%	54.44%
Taiwan	1.22%	0.11%	55.01%
Japan	1.20%	0.26%	61.32%
South Korea	0.73%	0.03%	42.69%
Germany	0.59%	0.28%	35.24%
United Kingdom	0.42%	0.23%	34.38%
Canada	0.39%	0.18%	25.21%
France	0.23%	0.08%	26.93%
Switzerland	0.21%	0.07%	20.06%
Spain	0.12%	0.07%	8.31%
Sweden	0.12%	0.06%	14.90%
Bermuda	0.09%	0.02%	7.45%
Israel	0.08%	0.03%	11.75%
India	0.06%	-0.16%	8.88%

Top Country Holdings, %

Fund Name	Country	Weight (%)
Guinness Atkinson Global Innovators F..	United States	49.21%
GAM Funds - Disruptive Growth	United States	48.23%
Polen Global Growth Fund	United States	42.06%
GAM Star Fund Plc - Worldwide Equity	United States	41.66%
AZ Fund 1 - Equity - Global Growth	United States	39.07%
Artisan Global Discovery Fund	United States	34.34%
FTIF SICAV - Franklin Global Growth Fu..	United States	34.02%
PGIM Jennison Global Opportunities Fu..	United States	33.92%
Baron Global Advantage Fund	United States	33.71%
Liontrust Investment Funds I - Global I..	United States	33.44%
Virtus NFJ Global Sustainability Fund	United States	32.93%
UBS (D) Equity Fund - Global Opportuni..	United States	32.65%
Ninety One Glob. Strat. Fd. - Global Fran..	United States	32.07%
Swedbank Robur Globalfond	United States	31.90%
DWS Global Growth	United States	31.78%

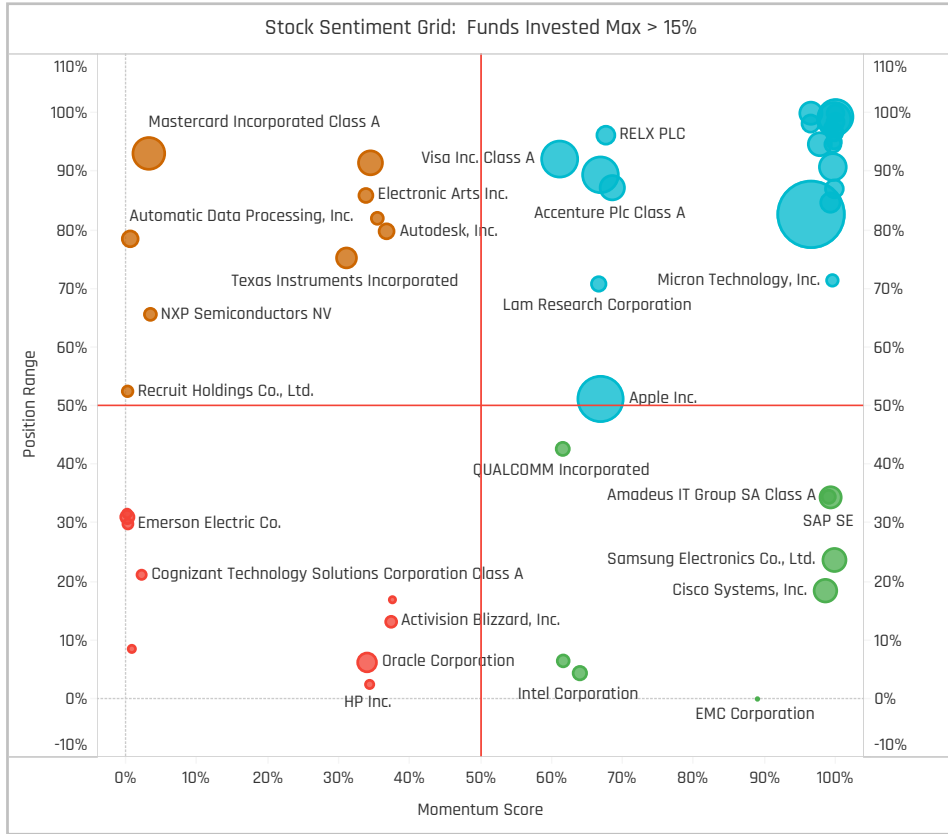
Top Stock Holdings, \$

Fund Name	Ticker	Stock Name	Amount (\$)
American Funds New Perspective Fund	MSFT-US	Microsoft Corporation	\$5,621M
American Funds Capital World Growth ..	AVGO-US	Broadcom Inc.	\$4,250M
American Funds Capital World Growth ..	MSFT-US	Microsoft Corporation	\$3,871M
Fundsmith Equity Fund	MSFT-US	Microsoft Corporation	\$3,174M
American Funds Capital World Growth ..	2330-TW	Taiwan Semiconductor ..	\$2,798M
American Funds New Perspective Fund	2330-TW	Taiwan Semiconductor ..	\$2,798M
American Funds New Perspective Fund	ASML-NL	ASML Holding NV	\$2,676M
Morgan Stanley Inv. Fds. - Global Bran..	MSFT-US	Microsoft Corporation	\$2,390M
American Funds New Perspective Fund	AVGO-US	Broadcom Inc.	\$2,372M
American Funds Capital World Growth ..	ASML-NL	ASML Holding NV	\$2,001M
First Eagle Global Fund	ORCL-US	Oracle Corporation	\$1,720M
Scottish Mortgage Investment Trust Plc	ASML-NL	ASML Holding NV	\$1,406M
American Funds New Economy Fund	AVGO-US	Broadcom Inc.	\$1,404M
American Funds Capital World Growth ..	AAPL-US	Apple Inc.	\$1,344M
Morgan Stanley Inv. Fds. - Global Bran..	SAP-DE	SAP SE	\$1,343M

Largest Changes in Fund Weight, %

Fund Name	New or C..	Change
DWS Concept DJE Globale Aktien		4.85%
PGIM Jennison Global Opportuni..		11.96%
Virtus NFJ Global Sustainability ..		11.63%
DWS Global Growth		10.92%
Covea Actions Monde		10.65%
T Rowe Price Global Stock Fund		10.56%
RBC Funds (Lux) - Global Equity ..		9.82%
Gabelli Global Growth Fund (The)		-4.11%
Virtus SGA Global Growth Fund		-4.27%
Artemis Global Income Fund		-4.75%
Franklin Mutual Ser. Fds. - Beac..		-4.92%
BNY Mellon Global Equity Incom..		-5.48%
BNY Mellon Investment Fds. - Gl..		-6.31%
Janus Henderson Global Equity ..		-11.14%

Ave Wgt Δ	Funds Invested Δ	Fund Flows, \$	Av Wgt vs ACWI Δ	Funds O/W % Δ
3.06%	0.29%	\$2,915M	-0.95%	0.86%



Aggregate Stock Holdings Changes

Ticker	Stock Name	Funds Invested % Δ	Average Weight Δ	Fund Flows, \$
ADYEN-NL	Adyen NV	3.72%	0.04%	\$108M
NVDA-US	NVIDIA Corporation	3.44%	0.53%	\$51M
IFX-DE	Infineon Technologies AG	2.87%	0.04%	\$213M
LMN-CA	Lumine Group Inc	2.58%	0.00%	\$3M
MCHP-US	Microchip Technology Incorpor..	1.72%	0.01%	\$5M
ON-US	ON Semiconductor Corporation	1.72%	0.03%	\$27M
LR-FR	Legrand SA	1.72%	0.02%	\$112M
TWLO-US	Twilio, Inc. Class A	-1.43%	-0.01%	(\$111M)
MRVL-US	Marvell Technology, Inc.	-1.72%	0.02%	(\$107M)
EMR-US	Emerson Electric Co.	-1.72%	-0.03%	(\$253M)
FIS-US	Fidelity National Information S..	-2.29%	-0.05%	(\$325M)
6098-JP	Recruit Holdings Co., Ltd.	-2.29%	-0.03%	(\$13M)
ADP-US	Automatic Data Processing, Inc.	-2.29%	-0.06%	\$39M
PYPL-US	PayPal Holdings, Inc.	-2.58%	-0.04%	(\$246M)

Largest Fund Flows, \$

Fund Name	New or Cl..	Flow
American Funds New Perspecti..		\$1,148M
St. James's Place Unit Trust - G..		\$681M
American Funds Capital World ..		\$465M
SJP Global Quality Fund		\$329M
UniGlobal		\$325M
American Funds New Economy ..		\$303M
PGIM Jennison Global Opportun..		\$295M
Swedbank Robur Globalfond		(\$195M)
Franklin Mutual Ser. Fds. - Glob..		(\$219M)
St. James's Place International..		(\$226M)
Old Westbury Large Cap Strate..		(\$273M)
BNY Mellon Investment Fds. - G..		(\$296M)
DWS Top Dividende		(\$309M)
First Eagle Global Fund		(\$586M)

Largest Fund Level Changes in Stock Weight, %

Fund Name	Stock Name	New ..	Change
PGIM Jennison Global Opportuni..	NVIDIA Corporation		5.29%
Covea Actions Monde	Microsoft Corporation		5.09%
DWS Global Growth	Apple Inc.		4.97%
Ninety One Glob. Strat. Fd. - Global ..	XP Inc. Class A	New	4.90%
abrln Global Sust. and Resp. Inves..	NVIDIA Corporation		4.54%
Baron Global Advantage Fund	NVIDIA Corporation		4.59%
Ninety One Glob. Strat. Fd. - Global ..	NVIDIA Corporation		4.36%
Franklin Mutual Ser. Fds. - Beacon ..	Sensata Technologies Ho..	Close	-2.86%
Liontrust Investment Funds I - Glo..	Topicus.com, Inc.	Close	-2.86%
Janus Henderson Global Equity Fu..	RELX PLC	Close	-3.11%
Baring Global Umbrella Fund - Glo..	Fidelity National Informa..		-3.14%
Janus Henderson Global Equity Fu..	Roper Technologies, Inc.	Close	-3.15%
Janus Henderson Global Equity Fu..	Oracle Corporation	Close	-3.29%
SVS Aubrey Capital Mgmt. Inv. Fu..	SiTime Corporation	Close	-3.66%

Country Holding Changes: [Funds Invested Δ] / [Ave Wgt Δ] / Fund Flows, \$

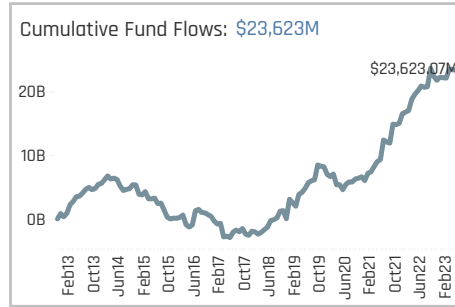
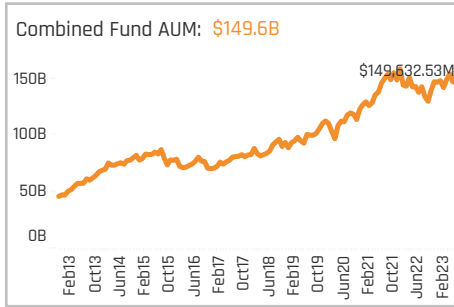
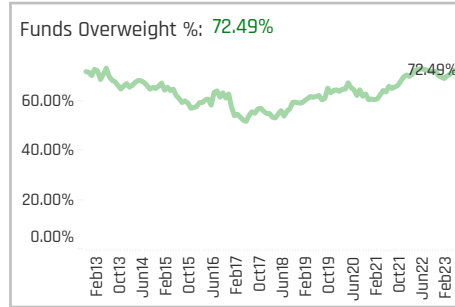
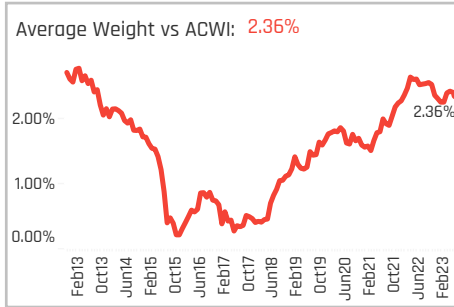
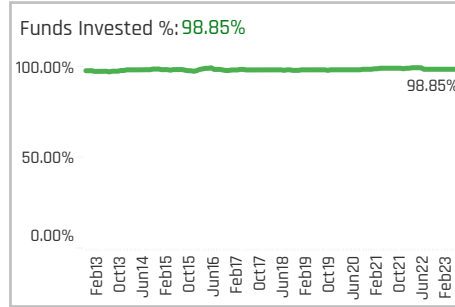
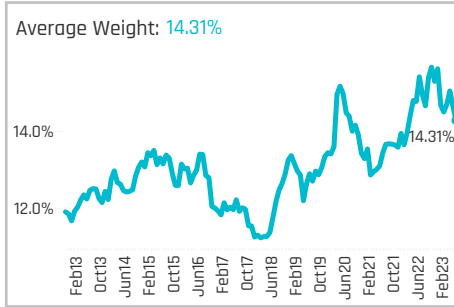
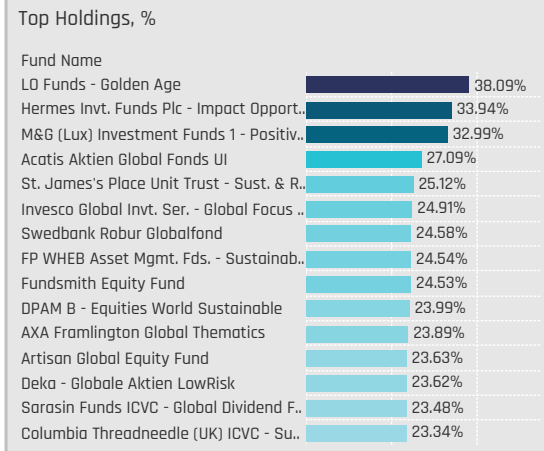
Country	Invested Δ	Ave Wgt Δ	Fund Flows, \$
Israel	2.01%	0.01%	\$141M
Germany	1.72%	0.10%	\$428M
South Korea	1.72%	0.10%	\$516M
Luxembourg	0.86%	0.00%	(\$2M)
Spain	0.86%	0.04%	\$57M
Singapore	0.86%	0.00%	\$0M
Switzerland	0.86%	0.02%	\$352M
Argentina	-0.57%	0.00%	\$9M
Uruguay	-0.57%	0.00%	(\$20M)
United Kingdom	-0.86%	-0.02%	(\$247M)
Finland	-1.15%	-0.01%	\$21M
Australia	-1.15%	-0.01%	\$0M
Japan	-1.43%	0.08%	(\$107M)
Bermuda	-1.72%	0.02%	(\$107M)

Largest Changes in Fund Country Weight, %

Fund Name	New o..	Country	Change
PGIM Jennison Global Opportunities..		United States	13.93%
DWS Concept DJE Globale Aktien		United States	12.31%
Virtus NFJ Global Sustainability Fund		United States	11.85%
DWS Global Growth		United States	10.21%
Liontrust Investment Funds I - Glob..		United States	9.68%
Covea Actions Monde		United States	9.57%
RBC Funds (Lux) - Global Equity Foc..		United States	8.79%
Fidelity Funds SICAV - Global Focus ..		United States	-3.00%
Causeway Global Value Fund		United States	-3.45%
BNY Mellon Investment Fds. - Global..		United States	-3.49%
SVS Aubrey Capital Mgmt. Inv. Fun..		United States	-4.38%
Janus Henderson Global Equity Fund	Close	United Kingdom	-4.67%
BNP Paribas Funds - Sustainable Gl..		United States	-5.33%
Janus Henderson Global Equity Fund		United States	-12.72%

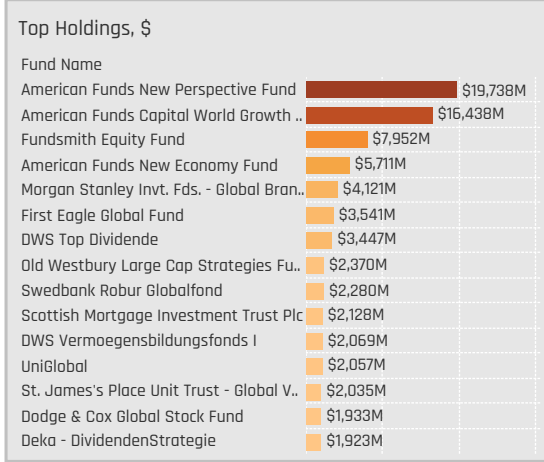
Largest Fund Level Stock Inflows/Outflows, \$

Fund Name	Stock Name	New..	Flow
American Funds New Perspective F..	Salesforce, Inc.	New	\$450M
Morgan Stanley Inv. Fds. - Global ..	CDW Corp.	New	\$311M
UniGlobal	Microsoft Corporation		\$241M
American Funds Capital World Gra..	Intel Corporation	New	\$235M
American Funds Capital World Gra..	Salesforce, Inc.	New	\$220M
American Funds New Perspective F..	Broadcom Inc.		\$202M
American Funds Capital World Gra..	TE Connectivity Ltd.		\$200M
American Funds Capital World Gra..	Sony Group Corporation		(\$144M)
Morgan Stanley Inv. Fds. - Global ..	Visa Inc. Class A		(\$177M)
First Eagle Global Fund	Teradata Corporation	Close	(\$177M)
Swedbank Robur Globalfond	NVIDIA Corporation		(\$220M)
Swedbank Robur Globalfond	Adobe Incorporated	Close	(\$225M)
American Funds Capital World Gra..	Broadcom Inc.		(\$303M)
First Eagle Global Fund	Oracle Corporation		(\$341M)



Aggregate Stock Holdings Data, Ranked by Most Widely Held.

Ticker	Stock Name	Funds Invested %	Average Weight	Vs Benchmark	Fund AUM, \$
UNH-US	UnitedHealth Group Incorpora..	46.70%	0.78%	0.08%	\$8,028M
NOVO.B-DK	Novo Nordisk A/S Class B	40.11%	0.81%	0.41%	\$10,292M
ROG-CH	Roche Holding Ltd Dividend Ri..	37.54%	0.52%	0.18%	\$4,208M
TMO-US	Thermo Fisher Scientific Inc.	36.39%	0.55%	0.23%	\$5,854M
MRK-US	Merck & Co., Inc.	34.38%	0.50%	0.05%	\$3,142M
AZN-GB	AstraZeneca PLC	32.09%	0.47%	0.12%	\$6,529M
JNJ-US	Johnson & Johnson	29.51%	0.42%	-0.26%	\$3,406M
SAN-FR	Sanofi	28.65%	0.33%	0.14%	\$3,778M
LLY-US	Eli Lilly and Company	27.79%	0.44%	-0.15%	\$6,909M
ABBV-US	AbbVie, Inc.	27.22%	0.28%	-0.10%	\$2,359M
BMJ-US	Bristol-Myers Squibb Company	26.65%	0.27%	0.05%	\$2,272M
ELV-US	Elevance Health, Inc.	26.07%	0.31%	0.13%	\$3,041M
NOVN-CH	Novartis AG	25.79%	0.37%	0.04%	\$3,454M
DHR-US	Danaher Corporation	25.21%	0.32%	0.07%	\$3,551M
GILD-US	Gilead Sciences, Inc.	23.50%	0.20%	0.05%	\$1,608M



Top Stock Holdings, %

Fund Name	Ticker	Stock Name	Weight (%)
GuardCap UCITS Funds Plc - Global Equ..	NOVO.B-DK	Novo Nordisk A/S Clas..	7.81%
C Worldwide - Global Equities	NOVO.B-DK	Novo Nordisk A/S Clas..	7.74%
Fundsmith Equity Fund	NOVO.B-DK	Novo Nordisk A/S Clas..	7.72%
C Worldwide - Global Equities Ethical	NOVO.B-DK	Novo Nordisk A/S Clas..	7.56%
Mundoval Fund	NOVO.B-DK	Novo Nordisk A/S Clas..	7.31%
Swedbank Robur Globalfond	CNC-US	Centene Corporation	7.15%
GuardCap UCITS Funds Plc - Global Equ..	EL-FR	EssilorLuxottica SA	7.12%
M&G (Lux) Investment Funds 1 - Positiv..	NOVO.B-DK	Novo Nordisk A/S Clas..	6.77%
Scottish Mortgage Investment Trust Plc	MRNA-US	Moderna, Inc.	6.63%
Comgest Growth Plc - Global Flex	LLY-US	Eli Lilly and Company	6.42%
Comgest Monde	LLY-US	Eli Lilly and Company	6.41%
Ninety One Glob. Strat. Fd. - Global Valu..	MCK-US	McKesson Corporation	6.16%
Hermes Invt. Funds Plc - Impact Opport..	NOVO.B-DK	Novo Nordisk A/S Clas..	5.96%
GAM Funds - Disruptive Growth	ISRG-US	Intuitive Surgical, Inc.	5.49%
GAM Star Fund Plc - Worldwide Equity	ISRG-US	Intuitive Surgical, Inc.	5.39%

Aggregate Country Holdings: [Ave Wgt] / [vs ACWI] / [Funds Invested]

Country	Ave Wgt (%)	Vs ACWI (%)	Funds Invested (%)
United States	8.85%		
Switzerland	1.35%	0.44%	65.04%
Denmark	1.00%	0.53%	49.00%
United Kingdom	0.92%	0.35%	55.30%
France	0.60%	0.30%	45.27%
Germany	0.57%	0.16%	44.70%
Japan	0.44%	-0.07%	40.97%
Australia	0.18%	0.01%	18.05%
Netherlands	0.14%	0.06%	16.62%
China & HK	0.07%	-0.11%	12.32%
Belgium	0.02%	0.00%	5.44%
New Zealand	0.02%	0.00%	3.44%
Italy	0.02%	0.00%	6.30%
Spain	0.02%	0.01%	2.87%
Israel	0.01%	0.00%	3.72%

Top Country Holdings, %

Fund Name	Country	Weight (%)
LO Funds - Golden Age	United States	26.62%
Goldman Sachs Funds III - Global Equit..	United States	22.19%
M&G (Lux) Investment Funds 1 - Positiv..	United States	21.53%
Swedbank Robur Globalfond	United States	20.94%
AXA Framlington Global Thematics	United States	18.80%
JOHCM Umbrella Fund Plc - Global Sele..	United States	18.71%
Nordea Invest Globale UdbytteAktier	United States	17.98%
Morgan Stanley Invt. Fds. - Global Quali..	United States	17.92%
Baillie Gifford Investment Funds ICVC - ..	United States	17.52%
Deka - Globale Aktien LowRisk	United States	17.48%
DPAM B - Equities World Sustainable	United States	17.32%
St. James's Place Unit Trust - Sust. & R..	United States	17.21%
Fidelity Funds SICAV - Global Demogra..	United States	17.17%
Fidelity Invt. Funds - Global Focus Fund	United States	17.14%
Morgan Stanley Invt. Fds. - Global Bran..	United States	17.08%

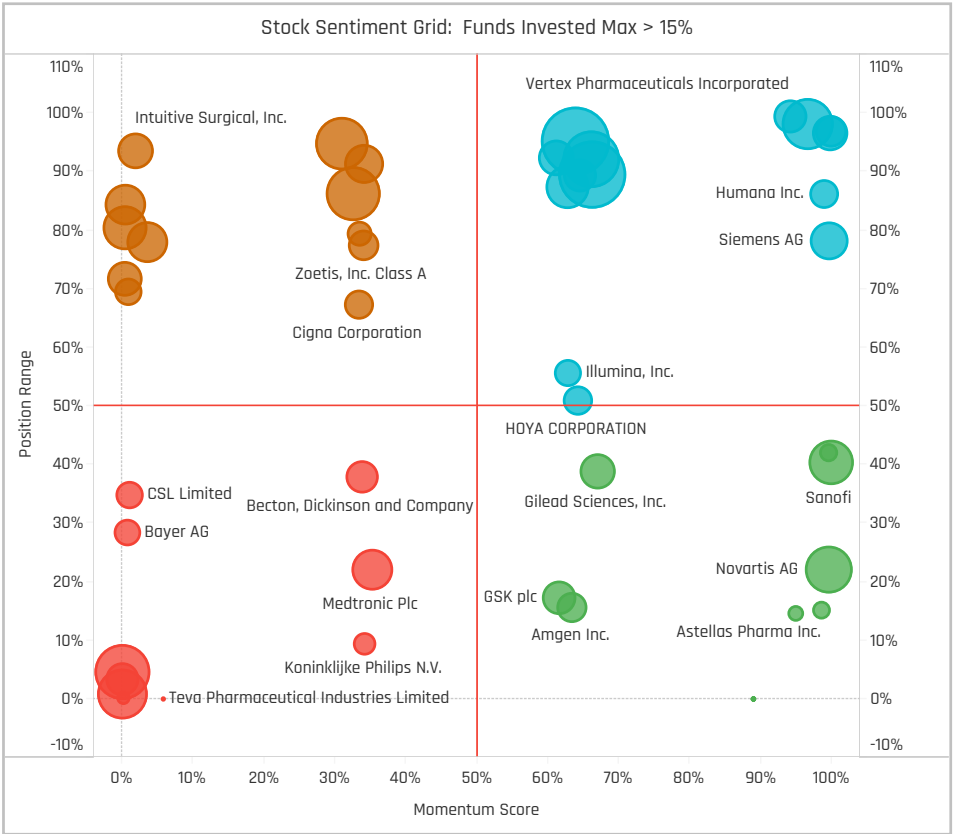
Top Stock Holdings, \$

Fund Name	Ticker	Stock Name	Amount (\$)
American Funds New Perspective Fund	NOVO.B-DK	Novo Nordisk A/S Class B	\$2,957M
Fundsmith Equity Fund	NOVO.B-DK	Novo Nordisk A/S Class B	\$2,503M
American Funds Capital World Growth ..	UNH-US	UnitedHealth Group Inco..	\$1,979M
American Funds New Perspective Fund	LLY-US	Eli Lilly and Company	\$1,894M
American Funds New Perspective Fund	AZN-GB	AstraZeneca PLC	\$1,703M
Fundsmith Equity Fund	IDXX-US	IDEXX Laboratories, Inc.	\$1,686M
Fundsmith Equity Fund	SYK-US	Stryker Corporation	\$1,674M
American Funds Capital World Growth ..	LLY-US	Eli Lilly and Company	\$1,577M
American Funds Capital World Growth ..	ABT-US	Abbott Laboratories	\$1,536M
Scottish Mortgage Investment Trust Plc	MRNA-US	Moderna, Inc.	\$1,124M
Morgan Stanley Invt. Fds. - Global Bran..	DHR-US	Danaher Corporation	\$1,022M
American Funds Capital World Growth ..	AZN-GB	AstraZeneca PLC	\$1,008M
American Funds New Perspective Fund	TMO-US	Thermo Fisher Scientific ..	\$980M
First Eagle Global Fund	HCA-US	HCA Healthcare Inc	\$934M
American Funds New Perspective Fund	ZTS-US	Zoetis, Inc. Class A	\$926M

Largest Changes in Fund Weight, %

Fund Name	New or C..	Change
Franklin Mutual Ser. Fds. - Ques..		5.49%
Aviva Investors SICAV - Global E..		4.48%
Artisan Global Equity Fund		4.35%
AB Sustainable Global Thematic..		3.63%
Alger Global Focus Fund		3.52%
Swedbank Robur Globalfond		3.14%
Quilter Investors Series I - Globa..		2.79%
UniGlobal - net -		-6.54%
JPMorgan Funds - Global Growt..		-6.96%
Invesco Global Inv. Ser. - Global..		-7.00%
Baillie Gifford Investment Funds..		-8.37%
Robeco Capital Gr. Fds. - BP Glo..		-8.59%
Robeco Capital Gr. Fds. - QI Glob..		-9.71%
PGIM Jennison Global Opportuni..		-13.89%

Ave Wgt Δ	Funds Invested Δ	Fund Flows, \$	Av Wgt vs ACWI Δ	Funds O/W % Δ
-1.34%	0.00%	\$1,170M	0.05%	2.58%



Aggregate Stock Holdings Changes

Ticker	Stock Name	Funds Invested % Δ	Average Weight Δ	Fund Flows, \$
GEHC-US	GE Healthcare Technologies Inc.	3.44%	0.02%	\$890M
SAN-FR	Sanofi	2.58%	0.03%	\$612M
DSFIR-NL	DSM-Firmenich AG	2.58%	0.04%	\$146M
EW-US	Edwards Lifesciences Corporat..	2.29%	0.04%	\$365M
GILD-US	Gilead Sciences, Inc.	2.01%	-0.01%	\$107M
NOVN-CH	Novartis AG	2.01%	0.01%	(\$81M)
HUM-US	Humana Inc.	2.01%	0.00%	\$150M
ABT-US	Abbott Laboratories	-1.43%	-0.04%	(\$182M)
BAYN-DE	Bayer AG	-1.72%	-0.01%	(\$17M)
7733-JP	Olympus Corp.	-1.72%	-0.01%	(\$40M)
BAX-US	Baxter International Inc.	-2.01%	-0.04%	(\$415M)
PFE-US	Pfizer Inc.	-3.44%	-0.11%	(\$248M)
JNJ-US	Johnson & Johnson	-3.44%	-0.12%	(\$388M)
ROG-CH	Roche Holding Ltd Dividend Ri..	-4.01%	-0.09%	\$71M

Largest Fund Flows, \$

Fund Name	New or Cl..	Flow
American Funds Capital World ..		\$870M
Swedbank Robur Globalfond		\$735M
St. James's Place Unit Trust - G..		\$430M
American Funds New Economy ..		\$364M
DWS Top Dividende		\$261M
SJP Global Quality Fund		\$261M
St. James's Place Unit Trust - S..		\$170M
FTIF SICAV - Growth (Euro) Fund		(\$194M)
Templeton Growth Fund Inc.		(\$278M)
Morgan Stanley Inv. Fds. - Glo..		(\$287M)
Robeco Capital Gr. Fds. - BP Glo..		(\$290M)
UniGlobal		(\$299M)
Scottish Mortgage Investment ..		(\$332M)
PGIM Jennison Global Opportun..		(\$567M)

Largest Fund Level Changes in Stock Weight, %

Fund Name	Stock Name	New ..	Change
Alger Global Focus Fund	Eli Lilly and Company	New	4.71%
Aviva Investors SICAV - Global Equ..	Elevance Health, Inc.	New	4.19%
Franklin Mutual Ser. Fds. - Quest F..	Horizon Therapeutics Pub..	New	3.84%
Artisan Global Equity Fund	Daiichi Sankyo Company...	New	3.39%
Sanlam Universal Fds. Plc - Sustai..	Coloplast A/S Class B	New	3.09%
Janus Henderson Global Equity Fu..	AstraZeneca PLC	New	2.89%
Franklin Mutual Ser. Fds. - Quest F..	Elevance Health, Inc.	New	2.74%
FP WHEB Asset Mgmt. Fds. - Susta..	Globus Medical Inc Class A	Close	-3.16%
RBC Funds (Lux) - Global Equity Fo..	Danaher Corporation	Close	-3.24%
Templeton Growth Fund Inc.	AbbVie, Inc.	Close	-3.28%
Janus Henderson Global Equity Fu..	Thermo Fisher Scientific I..	Close	-3.29%
JPMorgan Funds - Global Growth F..	Thermo Fisher Scientific I..	Close	-3.52%
Scottish Mortgage Investment Tru..	Moderna, Inc.	Close	-4.00%
Janus Henderson Global Equity Fu..	Novo Nordisk A/S Class B	Close	-4.81%

Country Holding Changes: [Funds Invested Δ] / [Ave Wgt Δ] / / Fund Flows, \$

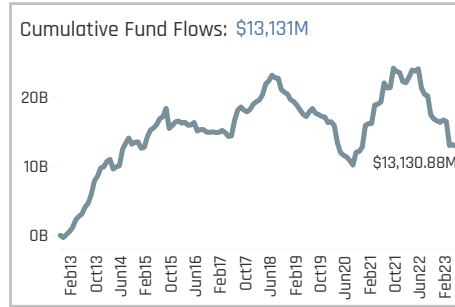
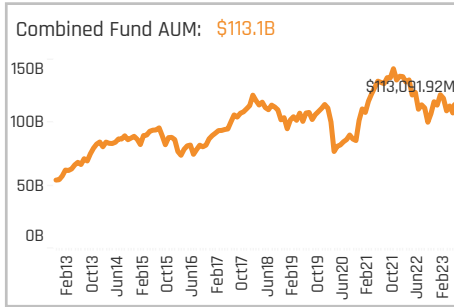
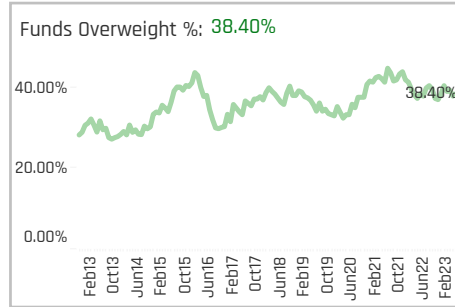
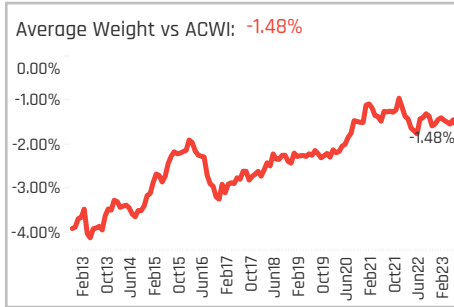
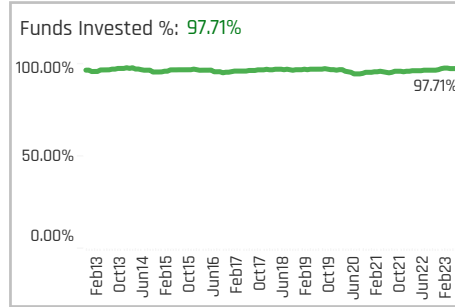
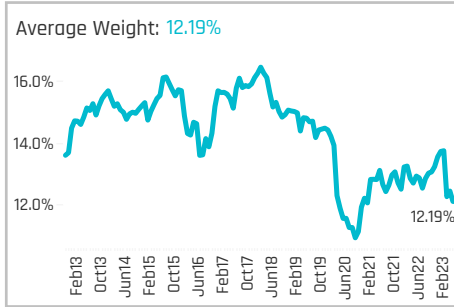
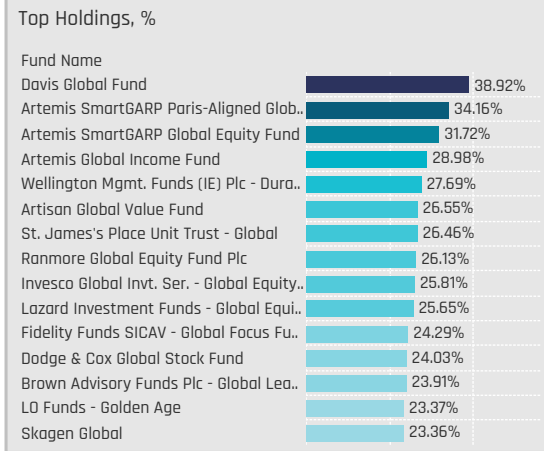
Country	Change	Fund Flows, \$
Germany	2.58%	(\$39M)
Denmark	1.72%	(\$147M)
France	1.43%	\$649M
Israel	0.57%	\$4M
Italy	0.29%	\$10M
Canada	0.29%	(\$15M)
Malaysia	0.29%	\$0M
South Korea	-0.57%	(\$2M)
Sweden	-0.57%	(\$14M)
Brazil	-0.57%	\$2M
Ireland	-0.86%	\$31M
Spain	-0.86%	(\$55M)
Finland	-0.86%	(\$2M)
Australia	-1.43%	(\$358M)

Largest Changes in Fund Country Weight, %

Fund Name	New o..	Country	Change
Franklin Mutual Ser. Fds. - Quest Fu..		United States	9.65%
Aviva Investors SICAV - Global Equit..		United States	4.48%
Alger Global Focus Fund		United States	4.30%
Swedbank Robur Globalfond		United States	4.02%
Artisan Global Equity Fund	New	Japan	3.39%
Sanlam Universal Fds. Plc - Sustain..	New	Denmark	3.09%
Franklin Mutual Ser. Fds. - Global Di..		United States	2.77%
Fidelity Inv. Trust - Worldwide Fund		United States	-4.92%
Fidelity Funds SICAV - Global Demo..		United States	-5.60%
JPMorgan Funds - Global Growth Fu..		United States	-5.68%
Robeco Capital Gr. Fds. - BP Global ..		United States	-6.02%
Scottish Mortgage Investment Trust..		United States	-6.21%
Baillie Gifford Investment Funds ICV..		United States	-7.14%
PGIM Jennison Global Opportuniti..		United States	-9.12%

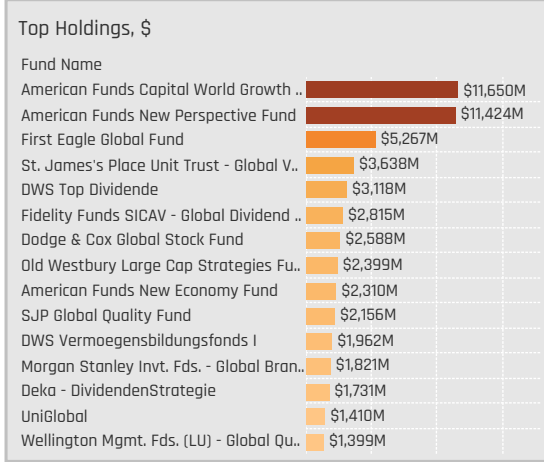
Largest Fund Level Stock Inflows/Outflows, \$

Fund Name	Stock Name	New..	Flow
American Funds Capital World Gra..	GE Healthcare Technologi..	New	\$485M
American Funds Capital World Gra..	Takeda Pharmaceutical C..		\$417M
Swedbank Robur Globalfond	Centene Corporation		\$326M
American Funds Capital World Gra..	Sanofi	New	\$222M
St. James's Place Unit Trust - Glob..	Sanofi	New	\$149M
American Funds Capital World Gra..	Bayer AG		\$148M
Swedbank Robur Globalfond	McKesson Corporation		\$147M
St. James's Place International Eq..	Pfizer Inc.	Close	(\$156M)
UniGlobal	Danaher Corporation		(\$158M)
UniGlobal	UnitedHealth Group Inco..		(\$162M)
American Funds Capital World Gra..	Novartis AG		(\$165M)
Templeton Growth Fund Inc.	AbbVie, Inc.	Close	(\$223M)
Scottish Mortgage Investment Trus..	Illumina, Inc.		(\$332M)
Morgan Stanley Inv. Fds. - Global ..	Baxter International Inc.		(\$334M)



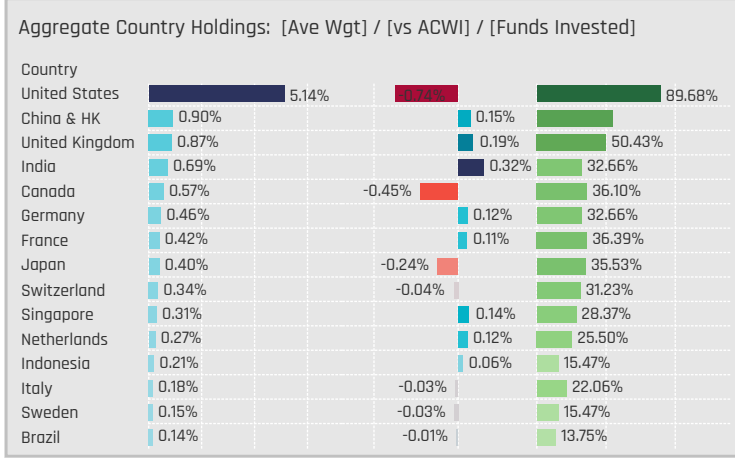
Aggregate Stock Holdings Data, Ranked by Most Widely Held.

Ticker	Stock Name	Funds Invested %	Average Weight	Vs Benchmark	Fund AUM, \$
1299-HK	AIA Group Limited	38.68%	0.61%	0.42%	\$5,894M
JPM-US	JPMorgan Chase & Co.	30.66%	0.43%	-0.22%	\$5,656M
SPGI-US	S&P Global, Inc.	23.50%	0.35%	0.11%	\$2,621M
500180-IN	HDFC Bank Limited	21.49%	0.38%	0.38%	\$2,806M
SCHW-US	Charles Schwab Corp	20.06%	0.21%	0.08%	\$1,605M
WFC-US	Wells Fargo & Company	19.20%	0.21%	-0.05%	\$1,915M
BNP-FR	BNP Paribas S.A. Class A	18.91%	0.16%	0.05%	\$1,723M
MMC-US	Marsh & McLennan Companie..	18.62%	0.19%	0.05%	\$1,480M
D05-SG	DBS Group Holdings Ltd	18.62%	0.17%	0.11%	\$1,590M
ICE-US	Intercontinental Exchange, Inc.	16.62%	0.26%	0.16%	\$2,104M
CB-US	Chubb Limited	16.62%	0.11%	-0.02%	\$1,850M
C-US	Citigroup Inc.	16.62%	0.13%	0.00%	\$1,210M
BAC-US	Bank of America Corp	16.33%	0.14%	-0.19%	\$1,264M
ALV-DE	Allianz SE	16.33%	0.14%	0.01%	\$1,615M
CS-FR	AXA SA	16.05%	0.14%	0.05%	\$1,708M



Top Stock Holdings, %

Fund Name	Ticker	Stock Name	Percentage
Castle Focus Fund	BRK.B-US	Berkshire Hathaway I..	9.88%
Davis Global Fund	DANSKE-DK	Danske Bank A/S	7.35%
Invesco Global Invnt. Ser. - Global Equi..	III-GB	3i Group plc	7.03%
Ninety One Glb. Strat. Fd. - Global Quali..	MCO-US	Moody's Corporation	6.96%
C Worldwide - Global Equities Ethical	500010-IN	Housing Developm..	6.69%
C Worldwide - Global Equities	500010-IN	Housing Developm..	6.68%
GuardCap UCITS Funds Plc - Global Equ..	CME-US	CME Group Inc. Class A	6.51%
Wellington Mgmt. Funds (IE) Plc - Dura..	IFC-CA	Intact Financial Corpo..	6.43%
Ninety One Glb. Strat. Fd. - Global Fran..	MCO-US	Moody's Corporation	6.27%
Morgan Stanley Invnt. Fds. - Global Opp..	500180-IN	HDFC Bank Limited	6.06%
Value Square Fund - Equity World	BRK.B-US	Berkshire Hathaway I..	6.00%
Longleaf Partners Global Fund	EXOR-NL	EXOR N.V.	5.91%
Castle Focus Fund	L-US	Loews Corporation	5.61%
Longleaf Partners Global Fund	AMG-US	Affiliated Managers Gr..	5.53%
Swedbank Robur Globalfond	BRK.A-US	Berkshire Hathaway I..	5.52%



Top Country Holdings, %

Fund Name	Country	Percentage
Skagen Global	United States	23.36%
Artisan Global Value Fund	United States	18.98%
St. James's Place Unit Trust - Global	United States	18.92%
Castle Focus Fund	United States	18.58%
Invesco Global Invnt. Ser. - Global Equity..	United States	16.43%
Fidelity Funds SICAV - Global Focus Fu..	United States	16.08%
BNP Paribas Funds - Sustainable Globa..	Canada	14.39%
Sparinvest Value Aktier	United States	12.82%
CapitalatWork Foyer Umbrella - Contra..	United States	12.51%
Polaris Global Value Fund	United States	12.35%
Flossbach von Storch - Global Quality	United States	12.29%
Davis Global Fund	United States	12.25%
Fidelity Series Intrinsic Opportunities F..	United States	11.92%
Multicooperation SICAV - Julius Baer E..	United States	11.67%
Artemis SmartGARP Paris-Aligned Glob..	United States	11.37%

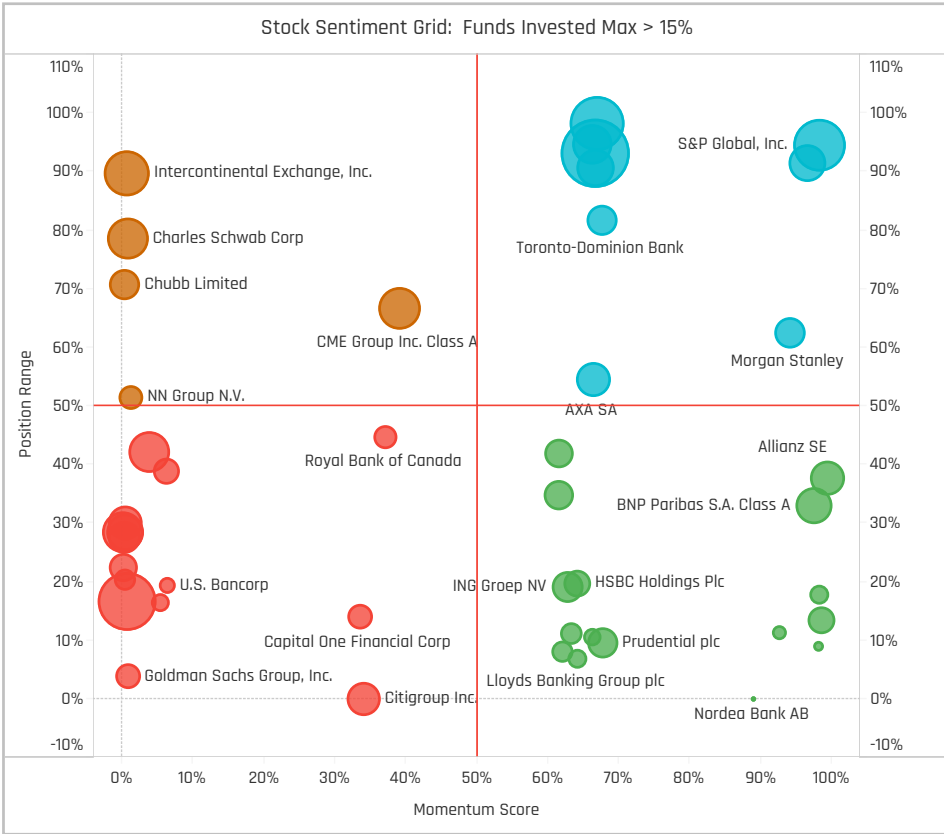
Top Stock Holdings, \$

Fund Name	Ticker	Stock Name	Value
American Funds New Perspective Fund	1299-HK	AIA Group Limited	\$1,452M
American Funds Capital World Growth ..	ZURN-CH	Zurich Insurance Group L..	\$943M
American Funds New Perspective Fund	JPM-US	JPMorgan Chase & Co.	\$896M
Morgan Stanley Invnt. Fds. - Global Bran..	ICE-US	Intercontinental Exchan..	\$874M
American Funds Capital World Growth ..	1299-HK	AIA Group Limited	\$864M
American Funds New Perspective Fund	LSEG-GB	London Stock Exchange ..	\$782M
American Funds New Perspective Fund	CB-US	Chubb Limited	\$721M
American Funds Capital World Growth ..	500247-IN	Kotak Mahindra Bank Li..	\$717M
Morgan Stanley Invnt. Fds. - Global Opp..	500180-IN	HDFC Bank Limited	\$694M
American Funds New Perspective Fund	AON-US	Aon Plc Class A	\$606M
American Funds Capital World Growth ..	500180-IN	HDFC Bank Limited	\$589M
American Funds Capital World Growth ..	B3SA3-BR	B3 SA - Brasil, Bolsa, Bal..	\$586M
American Funds Capital World Growth ..	INGA-NL	ING Groep NV	\$572M
Morgan Stanley Invnt. Fds. - Global Bran..	AON-US	Aon Plc Class A	\$544M
Swedbank Robur Globalfond	BRK.A-US	Berkshire Hathaway Inc. ..	\$512M

Largest Changes in Fund Weight, %

Fund Name	New or C..	Change
Artemis Global Income Fund		9.42%
Longleaf Partners Global Fund		4.85%
Artemis SmartGARP Global Equi..		3.79%
Robeco Capital Gr. Fds. - QI Glob..		3.57%
Artisan Global Equity Fund		3.51%
Waverton Inv. Fds. Plc - Global ..		3.50%
Lazard Investment Funds - Glob..		3.50%
Fidelity Inv. Trust - Worldwide F..		-7.14%
Ninety One Glob. Strat. Fd. - Glob..		-7.45%
UniValueFonds: Global		-8.02%
Baillie Gifford Investment Funds..		-8.16%
SEB Aktiesparfond		-8.91%
Skagen Focus		-10.25%
Franklin Mutual Ser. Fds. - Ques..		-13.59%

Ave Wgt Δ	Funds Invested Δ	Fund Flows, \$	Av Wgt vs ACWI Δ	Funds O/W % Δ
-1.39%	0.00%	(\$3,331M)	-0.04%	0.00%



Aggregate Stock Holdings Changes

Ticker	Stock Name	Funds Invested % Δ	Average Weight Δ	Fund Flows, \$
UCG-IT	UniCredit S.p.A.	2.29%	0.03%	\$81M
1299-HK	AIA Group Limited	2.29%	-0.10%	\$514M
ANZ-AU	Australia and New Zealand Ba..	1.72%	0.00%	\$5M
PGR-US	Progressive Corporation	1.72%	0.00%	\$358M
BK-US	Bank of New York Mellon Corp	1.72%	0.00%	\$30M
AJG-US	Arthur J. Gallagher & Co.	1.72%	0.01%	\$117M
500180-IN	HDFC Bank Limited	1.72%	-0.01%	\$115M
UBSG-CH	UBS Group AG	-2.29%	-0.03%	(\$274M)
ALLY-US	Ally Financial Inc	-2.29%	0.00%	(\$18M)
ALL-US	Allstate Corporation	-2.29%	-0.03%	(\$187M)
SBNY-US	Signature Bank	-2.29%	-0.01%	(\$18M)
WFC-US	Wells Fargo & Company	-2.87%	-0.04%	(\$535M)
SIVBQ-US	SVB Financial Group	-5.73%	-0.07%	(\$282M)
FRCB-US	First Republic Bank	-7.74%	-0.10%	(\$387M)

Largest Fund Flows, \$

Fund Name	New or Cl..	Flow
St. James's Place Unit Trust - G..		\$867M
Morgan Stanley Inv. Fds. - Glo..		\$568M
DWS Top Dividende		\$270M
Robeco Capital Gr. Fds. - BP Glo..		\$231M
Fidelity Funds SICAV - Global Di..		\$208M
St. James's Place Unit Trust - S..		\$147M
BNY Mellon Investment Fds. - G..		\$130M
UniNachhaltig Aktien Global		(\$211M)
Swedbank Robur Globalfond		(\$224M)
Franklin Mutual Ser. Fds. - Ques..		(\$244M)
Old Westbury Large Cap Strate..		(\$326M)
Swedbank Robur Allemansfond..		(\$463M)
American Funds New Perspecti..		(\$702M)
American Funds Capital World ..		(\$1,804M)

Largest Fund Level Changes in Stock Weight, %

Fund Name	Stock Name	New ..	Change
Longleaf Partners Global Fund	EXOR N.V.	New	5.91%
Threadneedle (Lux) - Global Focus ..	HDFC Bank Limited	New	4.70%
Columbia Select Global Equity Fund	HDFC Bank Limited	New	4.63%
Artemis Global Income Fund	HSBC Holdings Plc	New	2.98%
Brown Advisory Funds Plc - Global ..	London Stock Exchange ..	New	2.98%
Brown Advisory Global Leaders Fu..	London Stock Exchange ..	New	2.91%
Franklin Mutual Ser. Fds. - Beacon ..	DBS Group Holdings Ltd	New	2.85%
Liontrust Investment Funds I - Glo..	First Republic Bank	Close	-3.30%
Franklin Mutual Ser. Fds. - Quest F..	Direct Line Insurance Gro..	Close	-3.74%
Janus Henderson Global Equity Fu..	Housing Development Fin..	Close	-3.83%
Janus Henderson Global Equity Fu..	Berkshire Hathaway Inc. ..	Close	-4.11%
SEB Aktiesparfond	BNP Paribas S.A. Class A	Close	-4.17%
RBC Funds (Lux) - Global Equity Fa..	Charles Schwab Corp	Close	-4.39%
Franklin Mutual Ser. Fds. - Quest F..	First Horizon Corporation	Close	-4.90%

Country Holding Changes: [Funds Invested Δ] / [Ave Wgt Δ] // Fund Flows, \$

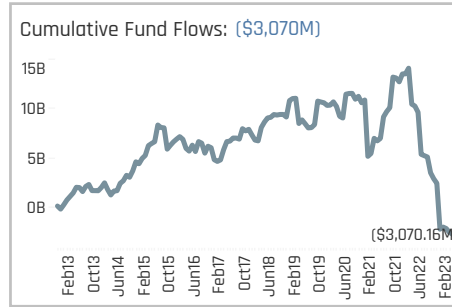
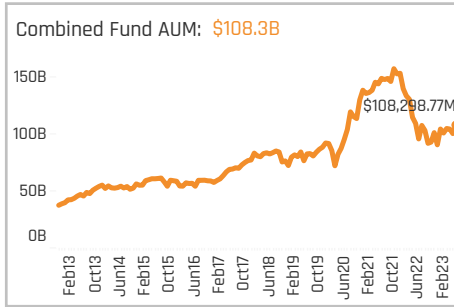
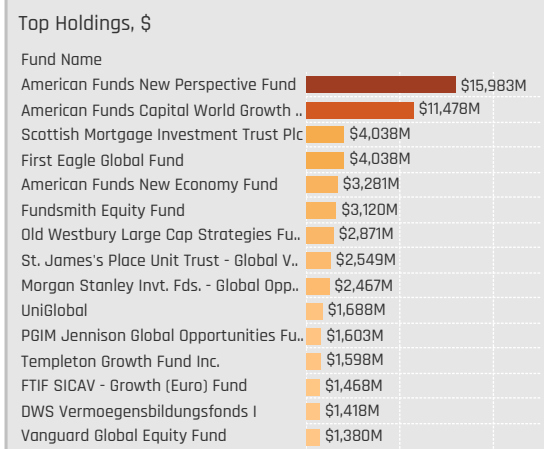
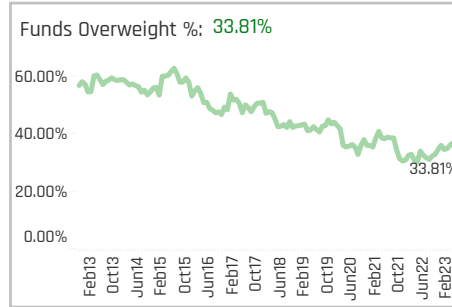
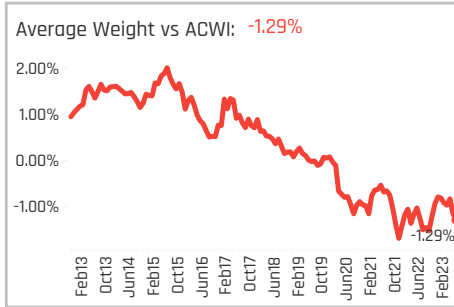
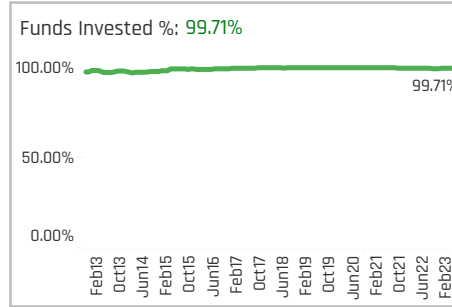
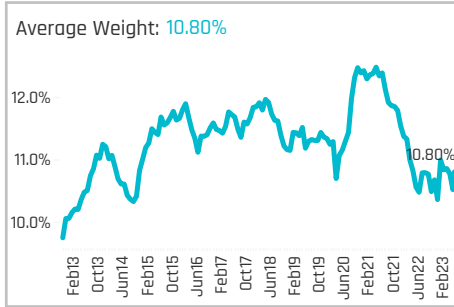
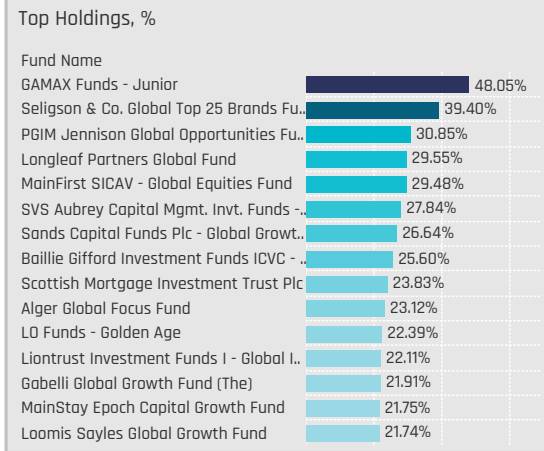
Country	Weight	Delta	Flow
United Kingdom	2.29%	0.05%	\$420M
Italy	2.29%	0.03%	\$80M
China & HK	1.72%	-0.14%	\$569M
Japan	1.15%	-0.03%	\$205M
Sweden	1.15%	-0.04%	(\$245M)
Canada	1.15%	0.01%	(\$252M)
Netherlands	0.86%	-0.02%	\$15M
Portugal	-0.57%	0.00%	(\$4M)
Finland	-0.57%	-0.03%	(\$86M)
Taiwan	-0.86%	0.00%	(\$21M)
South Africa	-1.43%	-0.01%	(\$5M)
Australia	-1.72%	-0.01%	(\$38M)
United States	-2.29%	-0.99%	(\$3,591M)
Switzerland	-4.01%	-0.06%	(\$535M)

Largest Changes in Fund Country Weight, %

Fund Name	New o..	Country	Change
Longleaf Partners Global Fund	New	Netherlands	5.91%
Steward Global Equity Income Fund	New	United Kingdom	4.12%
Artisan Global Equity Fund		United States	3.40%
Sarasin Funds ICVC - Global Dividen..		United States	3.14%
Brown Advisory Funds Plc - Global L..	New	United Kingdom	2.98%
Morgan Stanley Inv. Fds. - Global B..		United States	2.98%
Scharf Global Opportunity Fund		Canada	2.96%
UniGlobal		United States	-5.05%
UniGlobal II		United States	-5.21%
Fidelity Inv. Trust - Worldwide Fund		United States	-5.58%
Franklin Mutual Ser. Fds. - Quest Fu..		United States	-7.30%
Liontrust Investment Funds I - Glob..		United States	-7.81%
Janus Henderson Global Equity Fund		United States	-7.87%
Delaware Ivy Global Growth Fund		United States	-8.43%

Largest Fund Level Stock Inflows/Outflows, \$

Fund Name	Stock Name	New..	Flow
Morgan Stanley Inv. Fds. - Global ..	Aon Plc Class A	New	\$501M
American Funds Capital World Gro..	ING Groep NV		\$276M
UniGlobal	AIA Group Limited	New	\$205M
American Funds New Perspective F..	Goldman Sachs Group, Inc.		\$204M
Franklin Mutual Ser. Fds. - Global Di..	DBS Group Holdings Ltd	New	\$176M
Franklin Mutual Ser. Fds. - Global Di..	BNP Paribas S.A. Class A	New	\$162M
UniGlobal	Allianz SE	New	\$155M
UniGlobal	Charles Schwab Corp	Close	(\$236M)
American Funds Capital World Gro..	DNB Bank ASA		(\$237M)
American Funds Capital World Gro..	Wells Fargo & Company		(\$253M)
Old Westbury Large Cap Strategies..	Financial Select Sector S..		(\$301M)
American Funds Capital World Gro..	PNC Financial Services Gr..		(\$324M)
American Funds Capital World Gro..	Toronto-Dominion Bank		(\$397M)
American Funds New Perspective F..	JPMorgan Chase & Co.		(\$460M)

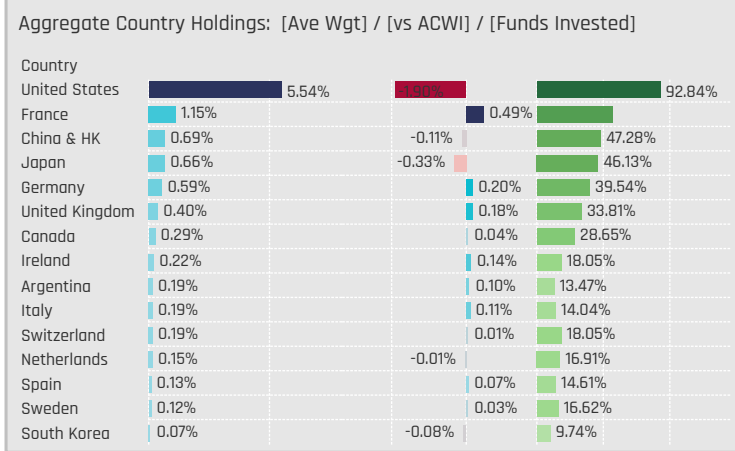


Aggregate Stock Holdings Data, Ranked by Most Widely Held.

Ticker	Stock Name	Funds Invested %	Average Weight	Vs Benchmark	Fund AUM, \$
AMZN-US	Amazon.com, Inc.	45.56%	1.17%	-0.69%	\$10,125M
MC-FR	LVMH Moet Hennessy Louis V..	34.38%	0.64%	0.24%	\$9,316M
NKE-US	NIKE, Inc. Class B	22.92%	0.24%	0.02%	\$3,178M
BKNG-US	Booking Holdings Inc.	22.35%	0.24%	0.06%	\$4,165M
COST-US	Costco Wholesale Corporation	22.06%	0.23%	-0.13%	\$2,417M
HD-US	Home Depot, Inc.	20.63%	0.19%	-0.31%	\$3,338M
TSLA-US	Tesla Inc	20.06%	0.29%	-0.81%	\$5,214M
9988-HK	Alibaba Group Holding Ltd.	19.77%	0.22%	-0.03%	\$2,120M
MCD-US	McDonald's Corporation	17.48%	0.17%	-0.19%	\$1,387M
AZO-US	AutoZone, Inc.	17.19%	0.14%	0.07%	\$1,023M
TJX-US	TJX Companies Inc	16.91%	0.24%	0.08%	\$1,399M
WMT-US	Walmart Inc.	15.76%	0.16%	-0.20%	\$1,322M
APTV-US	Aptiv PLC	14.61%	0.18%	0.14%	\$960M
MBG-DE	Mercedes-Benz Group AG	13.75%	0.12%	0.02%	\$743M
ITX-ES	Industria de Diseno Textil, S.A.	13.75%	0.13%	0.07%	\$1,093M

Top Stock Holdings, %

Fund Name	Ticker	Stock Name	Weight
Mundoval Fund	LVMUY-US	LVMH Moet Hennessy ..	8.56%
GAMAX Funds - Junior	AMZN-US	Amazon.com, Inc.	8.42%
First Sentier Investors ICVC - Stewart I..	500520-IN	Mahindra & Mahindra ..	7.63%
GuardCap UCITS Funds Plc - Global Equ..	BKNG-US	Booking Holdings Inc.	7.39%
Ninety One Glb. Strat. Fd. - Global Valu..	VTSC-DE	Vitesco Technologies ..	7.11%
Baillie Gifford Investment Funds ICVC - ..	MELI-US	MercadoLibre, Inc.	6.91%
Baron Global Advantage Fund	MELI-US	MercadoLibre, Inc.	6.72%
PGIM Jennison Global Opportunities Fu..	RMS-FR	Hermes International ..	6.57%
Invesco Global Invnt. Ser. - Global Focus ..	RMS-FR	Hermes International ..	6.40%
JPMorgan Funds - Global Focus Fund	AMZN-US	Amazon.com, Inc.	6.40%
Gabelli Global Growth Fund (The)	MC-FR	LVMH Moet Hennessy ..	6.24%
Invesco Global Invnt. Ser. - Global Focus ..	AMZN-US	Amazon.com, Inc.	6.22%
Scottish Mortgage Investment Trust Plc	TSLA-US	Tesla Inc	6.22%
JPMorgan Funds - Global Growth Fund	AMZN-US	Amazon.com, Inc.	6.20%
Quilter Investors Series I - Global Unca..	AMZN-US	Amazon.com, Inc.	6.09%



Top Country Holdings, %

Fund Name	Country	Weight
GAMAX Funds - Junior	United States	29.92%
Maj Invest Value Aktier	United States	17.70%
Lanleaf Partners Global Fund	United States	17.22%
Fidelity Series Intrinsic Opportunities F..	United States	14.65%
Foord SICAV - Global Equity Fund LU	China & HK	14.14%
AZ Fund 1 - Equity - Global Growth	United States	13.75%
Liontrust Investment Funds I - Global I..	United States	13.60%
Seligson & Co. Global Top 25 Brands Fu..	United States	13.33%
Quilter Investors Series I - Global Unca..	United States	13.12%
SVS Aubrey Capital Mgmt. Invnt. Funds -..	United States	12.72%
Templeton Growth Fund Inc.	United States	12.64%
PGIM Jennison Global Opportunities Fu..	France	12.63%
MainStay Epoch Capital Growth Fund	United States	12.44%
FTIF SICAV - Growth (Euro) Fund	United States	12.41%
Franklin Global Equity Fund	United States	12.12%

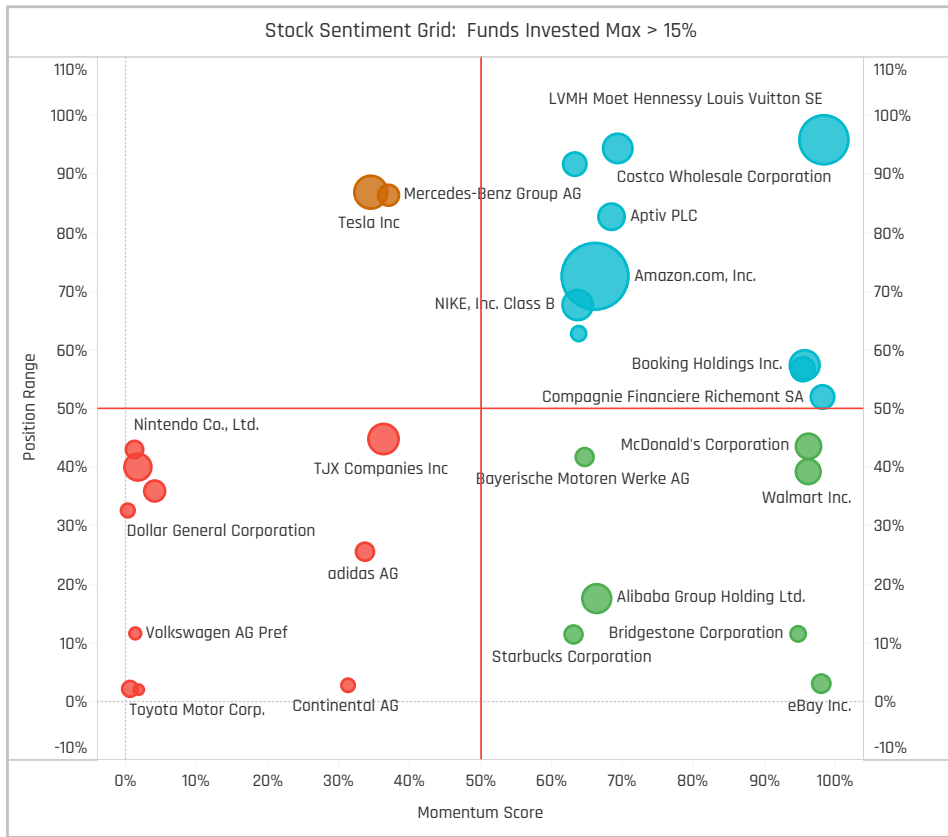
Top Stock Holdings, \$

Fund Name	Ticker	Stock Name	Value
American Funds New Perspective Fund	TSLA-US	Tesla Inc	\$2,945M
American Funds Capital World Growth ..	MC-FR	LVMH Moet Hennessy Lo..	\$2,276M
Fundsmith Equity Fund	MC-FR	LVMH Moet Hennessy Lo..	\$1,616M
American Funds New Perspective Fund	MC-FR	LVMH Moet Hennessy Lo..	\$1,585M
American Funds Capital World Growth ..	HD-US	Home Depot, Inc.	\$1,141M
Scottish Mortgage Investment Trust Plc	TSLA-US	Tesla Inc	\$1,053M
American Funds New Perspective Fund	BKNG-US	Booking Holdings Inc.	\$1,050M
First Eagle Global Fund	CFR-CH	Compagnie Financiere Ri..	\$853M
American Funds New Perspective Fund	COST-US	Costco Wholesale Corpora..	\$810M
Fundsmith Equity Fund	AMZN-US	Amazon.com, Inc.	\$807M
American Funds New Perspective Fund	HD-US	Home Depot, Inc.	\$770M
American Funds Capital World Growth ..	AMZN-US	Amazon.com, Inc.	\$733M
Fundsmith Equity Fund	NKE-US	NIKE, Inc. Class B	\$697M
American Funds New Perspective Fund	RMS-FR	Hermes International SC..	\$689M
Scottish Mortgage Investment Trust Plc	MELI-US	MercadoLibre, Inc.	\$661M

Largest Changes in Fund Weight, %

Fund Name	New or C..	Change
UniNachhaltig Aktien Global		7.95%
SVS Aubrey Capital Mgmt. Inv. ...		6.47%
BlackRock Strategic Fds. - Syste..		6.15%
Ninety One Glb. Strat. Fd. - Glob..		5.78%
Calamos Global Equity Fund		5.77%
Robeco Capital Gr. Fds. - QI Glob..		5.65%
Alger Global Focus Fund		5.21%
Causeway Global Value Fund		-3.55%
Artisan Global Value Fund		-3.95%
St. James's Place Unit Trust - Gl..		-3.98%
American Century Focused Glob..		-4.10%
Covea Actions Monde		-4.59%
JPMorgan Investment Funds - G..		-5.40%
JPMorgan Funds - Global Focus ..		-6.80%

Ave Wgt Δ	Funds Invested Δ	Fund Flows, \$	Av Wgt vs ACWI Δ	Funds O/W % Δ
0.42%	0.00%	(\$852M)	-0.50%	-2.29%



Aggregate Stock Holdings Changes

Ticker	Stock Name	Funds Invested % Δ	Average Weight Δ	Fund Flows, \$
KER-FR	Kering SA	2.58%	0.02%	\$175M
NVR-US	NVR, Inc.	2.01%	0.01%	\$12M
VIPS-US	Vipshop Holdings Ltd Sponsor..	1.72%	0.01%	\$5M
LEN-US	Lennar Corporation Class A	1.43%	0.01%	\$15M
LVS-US	Las Vegas Sands Corp.	1.43%	0.00%	\$35M
G13-SG	Genting Singapore Limited	1.43%	0.00%	\$14M
UHR-CH	Swatch Group Ltd. Bearer	1.43%	-0.01%	(\$15M)
5334-JP	NGK SPARK PLUG CO., LTD.	-1.15%	0.00%	(\$1M)
7267-JP	Honda Motor Co., Ltd.	-1.43%	0.01%	(\$121M)
7203-JP	Toyota Motor Corp.	-1.43%	-0.01%	(\$122M)
FR-FR	Valeo SE	-1.43%	0.00%	(\$7M)
STLAM-IT	Stellantis N.V.	-1.43%	0.00%	(\$16M)
DG-US	Dollar General Corporation	-1.72%	-0.04%	(\$2M)
TSLA-US	Tesla Inc	-1.72%	0.13%	(\$177M)

Largest Fund Flows, \$

Fund Name	New or Cl..	Flow
UniGlobal		\$517M
UniNachhaltig Aktien Global		\$378M
American Funds Capital World ..		\$258M
UniGlobal - net -		\$246M
St. James's Place Unit Trust - G..		\$190M
UniFavorit: Aktien		\$151M
Swedbank Robur Allemansfond..		\$116M
Franklin Mutual Ser. Fds. - Beac..		(\$134M)
T Rowe Price Global Stock Fund		(\$148M)
JPMorgan Investment Funds - ..		(\$180M)
Franklin Mutual Ser. Fds. - Glob..		(\$192M)
JPMorgan Funds - Global Focus..		(\$237M)
Morgan Stanley Inv. Fds. - Glo..		(\$239M)
American Funds New Perspecti..		(\$557M)

Largest Fund Level Changes in Stock Weight, %

Fund Name	Stock Name	New ..	Change
SVS Aubrey Capital Mgmt. Inv. Fu..	Ferrari NV	New	4.31%
Baillie Gifford Investment Funds IC..	Tesla Inc		3.40%
Janus Henderson Global Equity Fu..	PulteGroup, Inc.	New	3.30%
Ninety One Glb. Strat. Fd. - Global ..	Amazon.com, Inc.	New	3.16%
Davis Global Fund	Amazon.com, Inc.		3.06%
Skagen Focus	Hyundai Mobis Co., Ltd	New	3.05%
Scottish Mortgage Investment Tru..	Tesla Inc		2.98%
Ninety One Glb. Strat. Fd. - Global ..	Prosus N.V. Class N	Close	-2.68%
SVS Aubrey Capital Mgmt. Inv. Fu..	Maruti Suzuki India Limit..	Close	-2.76%
Davis Global Fund	JD.com, Inc. Class A		-2.81%
Alger Global Focus Fund	Lululemon Athletica Inc	Close	-3.15%
Janus Henderson Global Equity Fu..	Compass Group PLC	Close	-3.61%
American Century Focused Global ..	Amazon.com, Inc.	Close	-3.73%
Baron Global Advantage Fund	Amazon.com, Inc.	Close	-4.13%

Country Holding Changes: [Funds Invested Δ] / [Ave Wgt Δ] // Fund Flows, \$

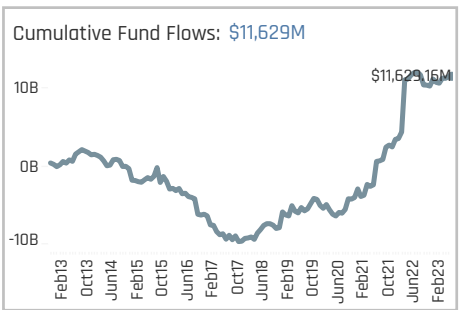
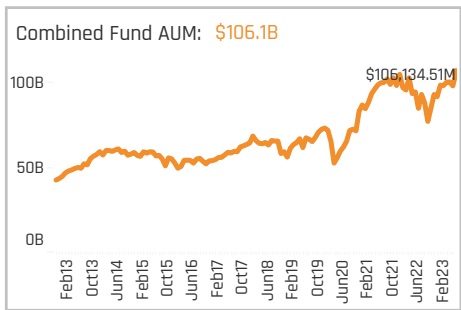
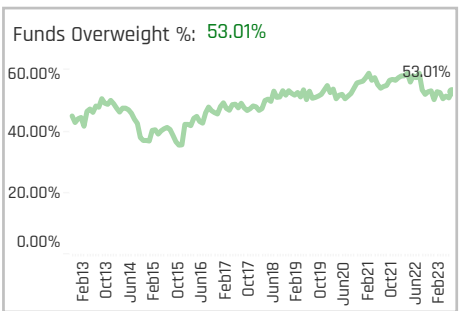
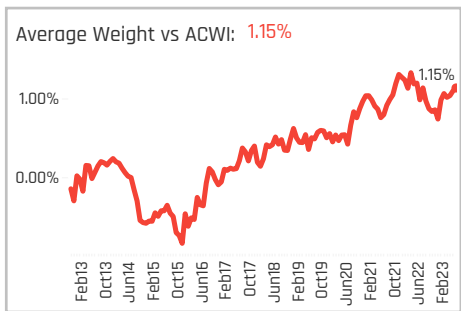
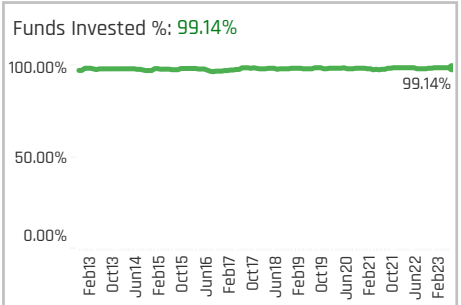
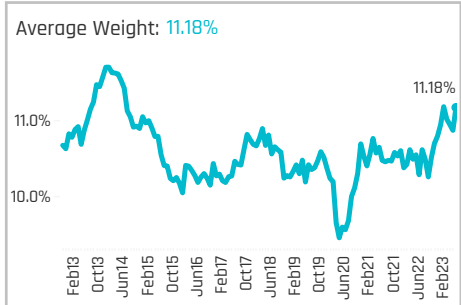
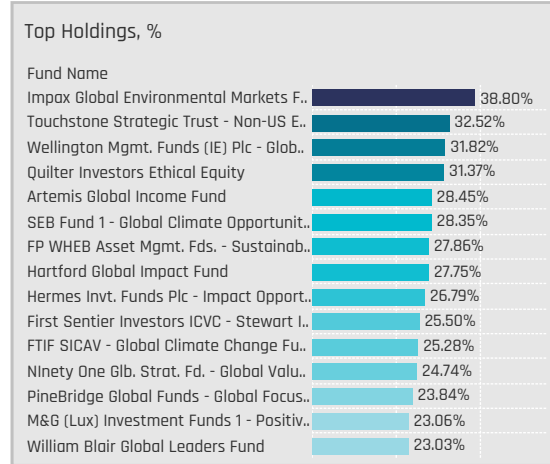
Country	Change	Flow
China & HK	2.87%	\$517M
France	2.29%	(\$197M)
Switzerland	2.01%	\$34M
Italy	1.15%	(\$115M)
Singapore	1.15%	\$16M
Japan	0.86%	(\$269M)
Argentina	0.57%	\$70M
Saudi Arabia	-0.29%	\$0M
Turkey	-0.29%	(\$1M)
Thailand	-0.29%	(\$1M)
Australia	-0.57%	(\$12M)
Netherlands	-1.43%	(\$71M)
United Kingdom	-1.43%	\$293M
Germany	-3.44%	(\$442M)

Largest Changes in Fund Country Weight, %

Fund Name	New o..	Country	Change
Janus Henderson Global Equity Fund		United States	7.28%
Gabelli Global Growth Fund (The)		United States	4.90%
Robeco Capital Gr. Fds. - QI Global M..		United States	4.61%
Ninety One Glb. Strat. Fd. - Global St..		United States	4.51%
Alger Global Focus Fund		United States	4.35%
UniNachhaltig Aktien Global		United States	4.35%
SVS Aubrey Capital Mgmt. Inv. Fun..	New	Italy	4.31%
Davis Global Fund		China & HK	-3.36%
JPMorgan Funds - Global Focus Fund		United States	-3.46%
Causeway Global Value Fund		United States	-3.66%
American Century Focused Global G..	Close	United States	-3.73%
MainFirst SICAV - Global Equities Fu..		China & HK	-3.80%
Covea Actions Monde		United States	-4.81%
Janus Henderson Global Equity Fund	Close	United Kingdom	-5.58%

Largest Fund Level Stock Inflows/Outflows, \$

Fund Name	Stock Name	New..	Flow
American Funds Capital World Gra..	Melrose Industries PLC		\$156M
American Funds New Perspective F..	Compagnie Financiere Ri..		\$148M
UniGlobal	Booking Holdings Inc.	New	\$138M
UniGlobal	LVMH Moet Hennessy Lo..	New	\$135M
Swedbank Robur Allemansfond Ka..	Amazon.com, Inc.	New	\$134M
American Funds Capital World Gra..	MercadoLibre, Inc.	New	\$112M
Templeton Growth Fund Inc.	Target Corporation	New	\$108M
Franklin Mutual Ser. Fds. - Global Di..	Volkswagen AG Pref	Close	(\$118M)
Folksams LO Varlden	Starbucks Corporation	Close	(\$127M)
Morgan Stanley Inv. Fds. - Global ..	LVMH Moet Hennessy Lo..		(\$134M)
UniGlobal	Amazon.com, Inc.		(\$163M)
American Funds New Perspective F..	Hermes International SCA		(\$167M)
American Funds New Perspective F..	Amazon.com, Inc.		(\$167M)
American Funds New Perspective F..	Tesla Inc		(\$557M)



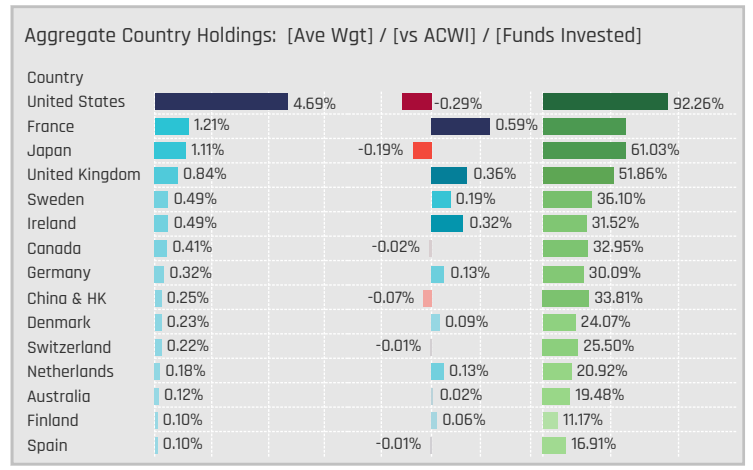
Aggregate Stock Holdings Data, Ranked by Most Widely Held.

Ticker	Stock Name	Funds Invested %	Average Weight	Vs Benchmark	Fund AUM, \$
SU-FR	Schneider Electric SE	26.07%	0.43%	0.28%	\$3,520M
AMAT-US	Applied Materials, Inc.	19.20%	0.19%	0.00%	\$3,074M
DE-US	Deere & Company	16.33%	0.17%	-0.01%	\$1,692M
WM-US	Waste Management, Inc.	15.19%	0.16%	0.05%	\$797M
UPS-US	United Parcel Service, Inc. Cla..	14.33%	0.13%	-0.07%	\$608M
3690-HK	Meituan Class B	14.04%	0.07%	-0.05%	\$922M
DPW-DE	Deutsche Post AG	13.75%	0.13%	0.07%	\$942M
UNP-US	Union Pacific Corporation	12.89%	0.13%	-0.06%	\$904M
TT-US	Trane Technologies plc	12.03%	0.16%	0.09%	\$524M
8001-JP	Itochu Corporation	12.03%	0.07%	-0.01%	\$305M
GWW-US	W.W. Grainger, Inc.	11.75%	0.09%	0.04%	\$409M
DG-FR	VINCI SA	11.46%	0.13%	0.04%	\$1,712M
MMM-US	3M Company	11.17%	0.05%	-0.04%	\$286M
8035-JP	Tokyo Electron Ltd.	11.17%	0.10%	-0.01%	\$1,497M
OTIS-US	Otis Worldwide Corporation	10.89%	0.13%	0.08%	\$964M



Top Stock Holdings, %

Fund Name	Ticker	Stock Name	Weight
Morgan Stanley Inv. Fds. - Global Opp..	UBER-US	Uber Technologies, Inc.	10.31%
Morgan Stanley Inv. Fds. - Global Opp..	DSV-DK	DSV A/S	6.68%
Polen Global Growth Fund	ICLR-US	ICOR Plc	6.23%
Skagen Global	DSV-DK	DSV A/S	6.16%
Longleaf Partners Global Fund	FDX-US	FedEx Corporation	6.15%
First Sentier Investors ICVC - Stewart I..	WSD-US	Watsco, Inc.	5.77%
Schoellerbank Aktienfonds Value	SU-FR	Schneider Electric SE	5.68%
Maj Invest Value Aktier	PH-US	Parker-Hannifin Corpo..	5.60%
First Sentier Investors ICVC - Stewart I..	DPW-DE	Deutsche Post AG	5.51%
Ninety One Glob. Strat. Fd. - Global Valu..	AER-US	AerCap Holdings NV	5.41%
M&G (Lux) Investment Funds 1 - Positiv..	JCI-US	Johnson Controls Inte..	5.40%
JOHCM Umbrella Fund Plc - Global Opp..	GXD-US	GXD Logistics Inc	5.29%
Aberdeen Std. DEIC II - ASI Global Unco..	VRT-US	Vertiv Holdings Co. Cla..	5.21%
Waverton Inv. Fds. Plc - Global Equity ..	CP-CA	Canadian Pacific Rail..	5.15%
Skagen Global	CP-CA	Canadian Pacific Rail..	5.06%



Top Country Holdings, %

Fund Name	Country	Weight
Impax Global Environmental Markets F..	United States	21.89%
PineBridge Global Funds - Global Focus..	United States	16.89%
Wellington Mgmt. Funds (IE) Plc - Glob..	United States	16.89%
First Sentier Investors ICVC - Stewart I..	United States	15.49%
Quilter Investors Ethical Equity	United States	14.87%
Hartford Global Impact Fund	United States	14.69%
Aberdeen Std. DEIC II - ASI Global Unco..	United States	13.35%
Hermes Inv. Funds Plc - Impact Oppor..	United States	12.60%
SEB Fund 1 - Global Climate Opportunit..	United States	11.65%
AB Sustainable Global Thematic Fund	United States	11.47%
SVS Aubrey Capital Mgmt. Inv. Funds ..	United States	11.46%
Longleaf Partners Global Fund	United States	11.17%
AEGON ASSET Mgmt. Inv. Co. (Ireland) ..	United States	10.99%
Redwheel Funds SICAV - Global Horizo..	United States	10.84%
Swedbank Robur Aktiefond Pension	Sweden	10.59%

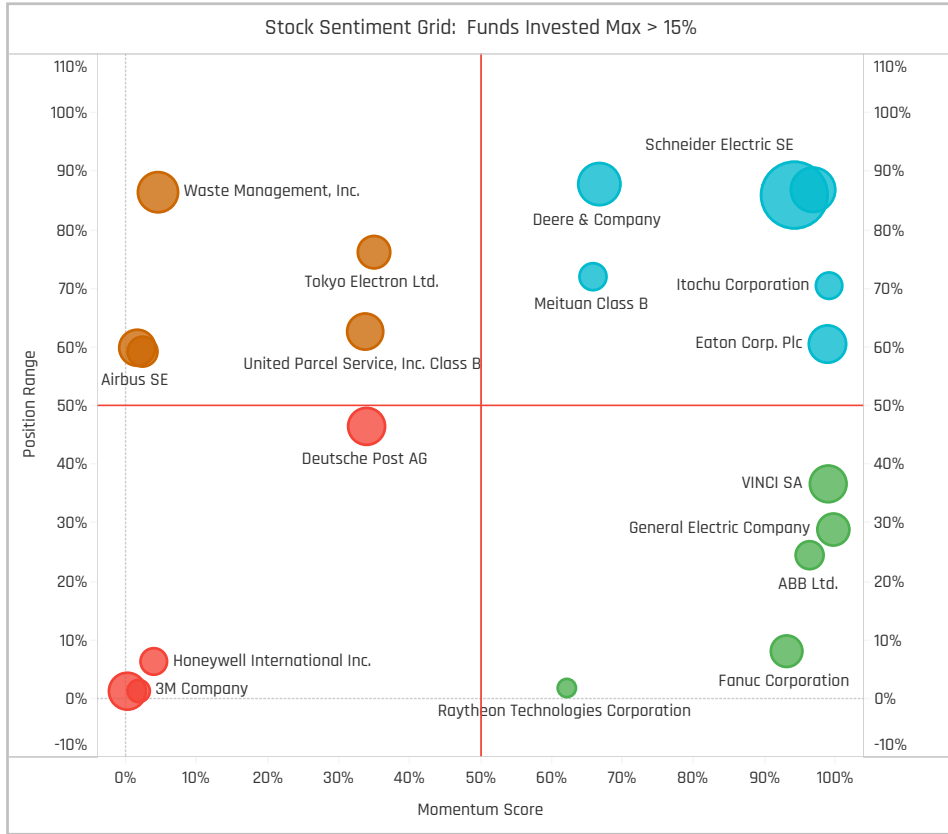
Top Stock Holdings, \$

Fund Name	Ticker	Stock Name	Value
American Funds Capital World Growth ..	AIR-FR	Airbus SE	\$1,397M
American Funds Capital World Growth ..	GE-US	General Electric Company	\$1,372M
Morgan Stanley Inv. Fds. - Global Opp..	UBER-US	Uber Technologies, Inc.	\$1,181M
American Funds New Perspective Fund	DSV-DK	DSV A/S	\$1,168M
American Funds New Perspective Fund	CAT-US	Caterpillar Inc.	\$1,108M
American Funds New Perspective Fund	AIR-FR	Airbus SE	\$969M
American Funds New Perspective Fund	CARR-US	Carrier Global Corp.	\$964M
American Funds Capital World Growth ..	8035-JP	Tokyo Electron Ltd.	\$912M
American Funds Capital World Growth ..	CARR-US	Carrier Global Corp.	\$775M
American Funds New Perspective Fund	SAF-FR	Safran S.A.	\$768M
Morgan Stanley Inv. Fds. - Global Opp..	DSV-DK	DSV A/S	\$766M
American Funds Capital World Growth ..	SAF-FR	Safran S.A.	\$702M
American Funds New Perspective Fund	CP-CA	Canadian Pacific Railwa..	\$701M
First Eagle Global Fund	CHRW-US	C.H. Robinson Worldwide..	\$700M
American Funds New Perspective Fund	CPRT-US	Copart, Inc.	\$621M

Largest Changes in Fund Weight, %

Fund Name	New or C..	Change
Franklin Mutual Ser. Fds. - Beac..		7.52%
Uni 21. Jahrhundert -net-		6.30%
Robeco Capital Gr. Fds. - BP Glo..		4.15%
Robeco Capital Gr. Fds. - QI Glob..		3.98%
Aberdeen Std. DEIC II - ASI Glob..		3.78%
First Sentier Investors ICVC - St..		3.74%
BlackRock Global Funds - Syste..		3.70%
JPMorgan Investment Funds - G..		-3.32%
Sarasin Funds ICVC - Global Divi..		-3.70%
JPMorgan Funds - Global Focus ..		-3.83%
Virtus NFJ Global Sustainability ..		-3.88%
Artisan Global Discovery Fund		-5.40%
JPMorgan Investment Funds - G..		-5.83%
Artisan Global Equity Fund		-7.28%

Ave Wgt Δ	Funds Invested Δ	Fund Flows, \$	Av Wgt vs ACWI Δ	Funds O/W % Δ
0.38%	0.00%	\$347M	0.39%	2.58%



Aggregate Stock Holdings Changes

Ticker	Stock Name	Funds Invested % Δ	Average Weight Δ	Fund Flows, \$
3690-HK	Meituan Class B	6.59%	-0.02%	\$47M
CAT-US	Caterpillar Inc.	4.01%	0.02%	\$442M
DE-US	Deere & Company	2.58%	-0.04%	(\$255M)
QAN-AU	Qantas Airways Limited	2.58%	0.01%	\$13M
CTAS-US	Cintas Corporation	2.01%	0.01%	\$148M
BVI-FR	Bureau Veritas SA	2.01%	0.00%	\$56M
XYL-US	Xylem Inc.	1.72%	0.02%	\$162M
RHI-US	Robert Half International Inc.	-1.15%	0.00%	(\$21M)
GLEN-GB	Glencore plc	-1.15%	-0.02%	\$42M
BAH-US	Booz Allen Hamilton Holding C..	-1.15%	0.00%	\$5M
ELI-BE	Elia Group SA/NV	-1.43%	0.00%	(\$3M)
RED-ES	Red Electrica Corp. SA	-1.72%	-0.01%	(\$5M)
NSC-US	Norfolk Southern Corporation	-2.01%	-0.04%	(\$86M)
UNP-US	Union Pacific Corporation	-2.01%	-0.04%	(\$372M)

Largest Fund Flows, \$

Fund Name	New or Cl..	Flow
Robeco Capital Gr. Fds. - BP Glo..		\$237M
UniGlobal		\$235M
St. James's Place Unit Trust - G..		\$205M
Franklin Mutual Ser. Fds. - Beac..		\$189M
American Funds New Perspecti..		\$188M
BlackRock Global Funds - Syste..		\$160M
Guinness Asset Mgmt. Fund Plc..		\$151M
American Funds New Economy ..		(\$120M)
BNY Mellon Investment Fds. - G..		(\$127M)
JPMorgan Investment Funds - ..		(\$137M)
Old Westbury Large Cap Strate..		(\$155M)
Templeton Growth Fund Inc.		(\$156M)
First Eagle Global Fund		(\$174M)
DWS Top Dividende		(\$339M)

Largest Fund Level Changes in Stock Weight, %

Fund Name	Stock Name	New ..	Change
Janus Henderson Global Equity Fu..	Ferguson Plc	New	3.32%
Virtus NFJ Global Sustainability Fu..	MonatRO Co., Ltd.	New	3.08%
Franklin Mutual Ser. Fds. - Beacon ..	Parker-Hannifin Corporat..	New	3.06%
JOHCM Umbrella Fund Plc - Global ..	GXO Logistics Inc	New	2.96%
Janus Henderson Global Select Fu..	BAE Systems plc	New	2.90%
Franklin Mutual Ser. Fds. - Beacon ..	Ferguson Plc	New	2.89%
Virtus SGA Global Growth Fund	Canadian Pacific Railway..	New	2.87%
Fidelity Inv. Trust - Worldwide Fund	Northrop Grumman Corp.	Close	-2.58%
BNY Mellon Investment Fds. - Glob..	Norfolk Southern Corpor..	Close	-2.64%
Virtus NFJ Global Sustainability Fu..	Applied Materials, Inc.	Close	-2.79%
SVS Aubrey Capital Mgmt. Invnt. Fu..	Johnson Controls Interna..	Close	-3.27%
Covea Actions Monde	Deere & Company	Close	-3.35%
Waverton Invnt. Fds. Plc - Global Eq..	Applied Materials, Inc.	Close	-3.43%
SVS Aubrey Capital Mgmt. Invnt. Fu..	Old Dominion Freight Lin..	Close	-3.60%

Country Holding Changes: [Funds Invested Δ] / [Ave Wgt Δ] / / Fund Flows, \$

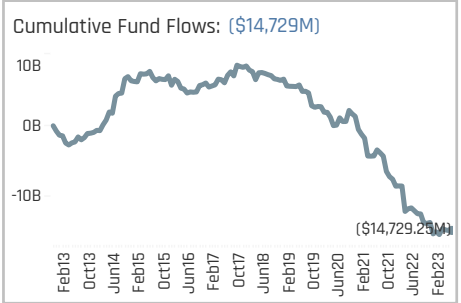
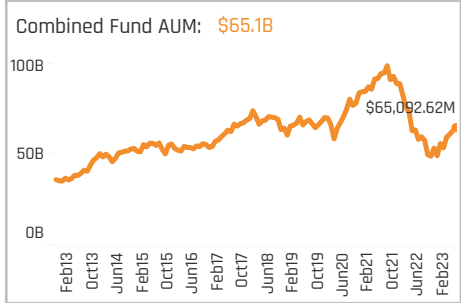
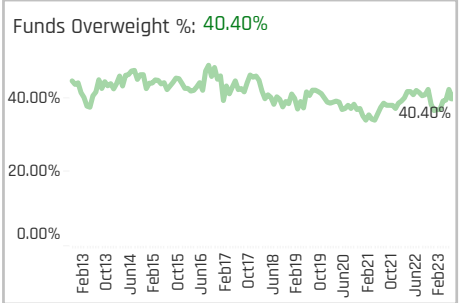
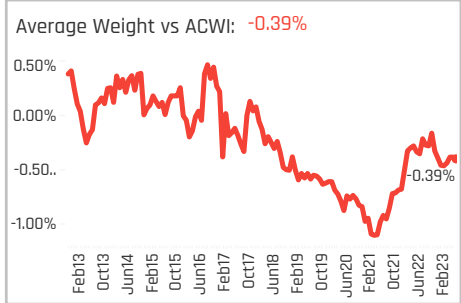
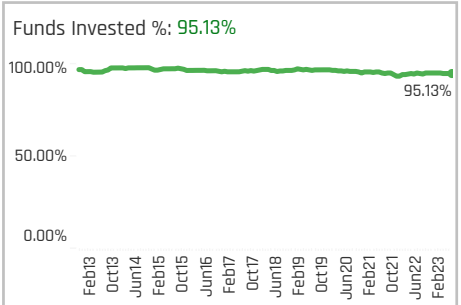
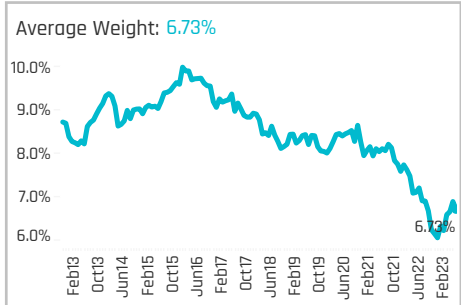
Country	Change	Flow
China & HK	3.44%	\$98M
Australia	1.43%	\$28M
United States	1.15%	(\$327M)
Austria	1.15%	\$35M
Brazil	1.15%	\$10M
United Kingdom	1.15%	\$132M
Japan	0.86%	\$113M
Mexico	-0.29%	(\$8M)
Finland	-0.57%	(\$10M)
Denmark	-0.57%	(\$213M)
Netherlands	-0.86%	\$51M
Germany	-1.15%	\$198M
Belgium	-1.43%	(\$1M)
Spain	-2.29%	(\$76M)

Largest Changes in Fund Country Weight, %

Fund Name	New o..	Country	Change
Uni 21. Jahrhundert -net-		United States	5.15%
Franklin Mutual Ser. Fds. - Beacon F..	New	United States	5.13%
Janus Henderson Global Select Fund		United Kingdom	3.99%
Robeco Capital Gr. Fds. - QI Global M..		United States	3.76%
RBC Global Opportunities Fund	New	France	3.60%
JOHCM Umbrella Fund Plc - Global O..	New	Japan	3.42%
Covea Actions Monde		Japan	3.14%
JPMorgan Investment Funds - Glob..		United States	-3.24%
Causeway Global Value Fund		United States	-3.25%
SVS Aubrey Capital Mgmt. Invnt. Fun..	Close	Ireland	-3.27%
Sarasin Funds ICVC - Global Dividen..	Close	France	-3.37%
Waverton Invnt. Fds. Plc - Global Equi..	Close	United States	-3.43%
Artisan Global Equity Fund		United States	-3.57%
Virtus NFJ Global Sustainability Fund		Sweden	-3.63%

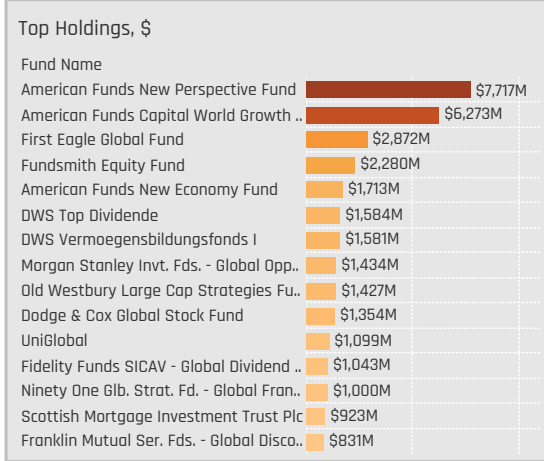
Largest Fund Level Stock Inflows/Outflows, \$

Fund Name	Stock Name	New..	Flow
American Funds Capital World Gra..	Deutsche Post AG		\$215M
St. James's Place International Eq..	Caterpillar Inc.	New	\$193M
SJP Global Quality Fund	GXO Logistics Inc		\$151M
UniGlobal	General Electric Company	New	\$137M
American Funds Capital World Gra..	Weir Group PLC	New	\$129M
American Funds Capital World Gra..	Techtronic Industries Co.,...	New	\$111M
Swedbank Robur Allemansfond Ka..	Alfa Laval AB	New	\$107M
UniGlobal	Honeywell International I..	Close	(\$149M)
Templeton Growth Fund Inc.	Westinghouse Air Brake ..	Close	(\$152M)
Swedbank Robur Globalfond	A.P. Moller - Maersk A/S ..	Close	(\$162M)
American Funds Capital World Gra..	Lockheed Martin Corpora..		(\$180M)
American Funds Capital World Gra..	Baker Hughes Company ..		(\$205M)
DWS Top Dividende	Parker-Hannifin Corporat..	Close	(\$205M)
American Funds Capital World Gra..	BAE Systems plc		(\$343M)



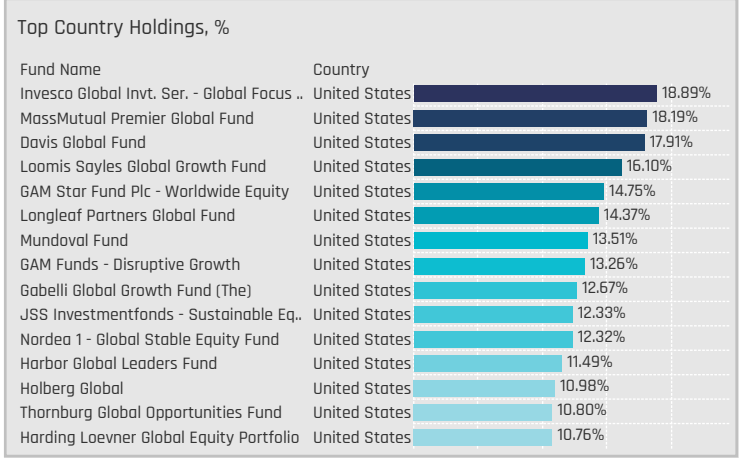
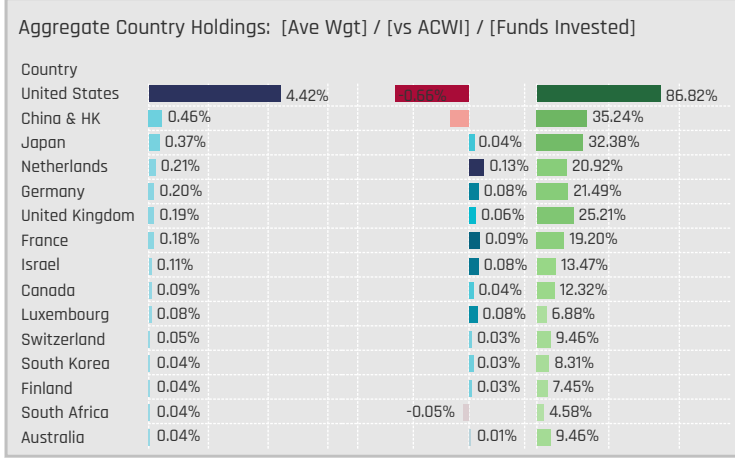
Aggregate Stock Holdings Data, Ranked by Most Widely Held.

Ticker	Stock Name	Funds Invested %	Average Weight	Vs Benchmark	Fund AUM, \$
GOOGL-US	Alphabet Inc. Class A	50.43%	1.24%	0.11%	\$10,578M
META-US	Meta Platforms Inc. Class A	30.95%	0.71%	-0.29%	\$11,725M
GOOG-US	Alphabet Inc. Class C	28.94%	0.68%	-0.37%	\$7,977M
700-HK	Tencent Holdings Ltd.	21.78%	0.26%	-0.16%	\$2,345M
9432-JP	Nippon Telegraph and Teleph..	20.06%	0.12%	0.07%	\$1,061M
VZ-US	Verizon Communications Inc.	19.48%	0.16%	-0.08%	\$866M
DIS-US	Walt Disney Company	18.34%	0.19%	-0.06%	\$1,635M
CMCSA-US	Comcast Corporation Class A	17.48%	0.19%	-0.10%	\$3,115M
NFLX-US	Netflix, Inc.	16.62%	0.21%	-0.09%	\$3,846M
DTE-DE	Deutsche Telekom AG	16.62%	0.17%	0.06%	\$1,673M
9433-JP	KDDI Corporation	16.33%	0.12%	0.03%	\$813M
WKL-NL	Walters Kluwer NV	16.05%	0.15%	0.10%	\$1,148M
TMUS-US	T-Mobile US, Inc.	15.76%	0.18%	0.05%	\$1,619M
T-US	AT&T Inc.	14.04%	0.09%	-0.08%	\$338M
CHKP-US	Check Point Software Technol..	12.03%	0.10%	0.08%	\$922M



Top Stock Holdings, %

Fund Name	Ticker	Stock Name	Weight (%)
Invesco Global Inv. Ser. - Global Focus ..	META-US	Meta Platforms Inc. Cl..	13.15%
MassMutual Premier Global Fund	GOOGL-US	Alphabet Inc. Class A	10.97%
Davis Global Fund	META-US	Meta Platforms Inc. Cl..	10.86%
DWS Vermoegensbildungsfonds I	GOOGL-US	Alphabet Inc. Class A	8.00%
Seligson & Co. Global Top 25 Brands Fu..	GOOG-US	Alphabet Inc. Class C	7.68%
Danske Invest Global Sustainable Futu..	GOOGL-US	Alphabet Inc. Class A	7.05%
Aviva Investors SICAV - Global Equity E..	GOOG-US	Alphabet Inc. Class C	6.95%
MassMutual Premier Global Fund	META-US	Meta Platforms Inc. Cl..	6.80%
Loomis Sayles Global Growth Fund	META-US	Meta Platforms Inc. Cl..	6.78%
Maj Invest Value Aktier	META-US	Meta Platforms Inc. Cl..	6.69%
Polen Global Growth Fund	GOOG-US	Alphabet Inc. Class C	6.66%
Mundoval Fund	GOOGL-US	Alphabet Inc. Class A	6.47%
Longleaf Partners Global Fund	IAC-US	IAC Inc.	6.43%
Thornburg Global Opportunities Fund	META-US	Meta Platforms Inc. Cl..	6.37%
GAM Funds - Disruptive Growth	NFLX-US	Netflix, Inc.	6.35%



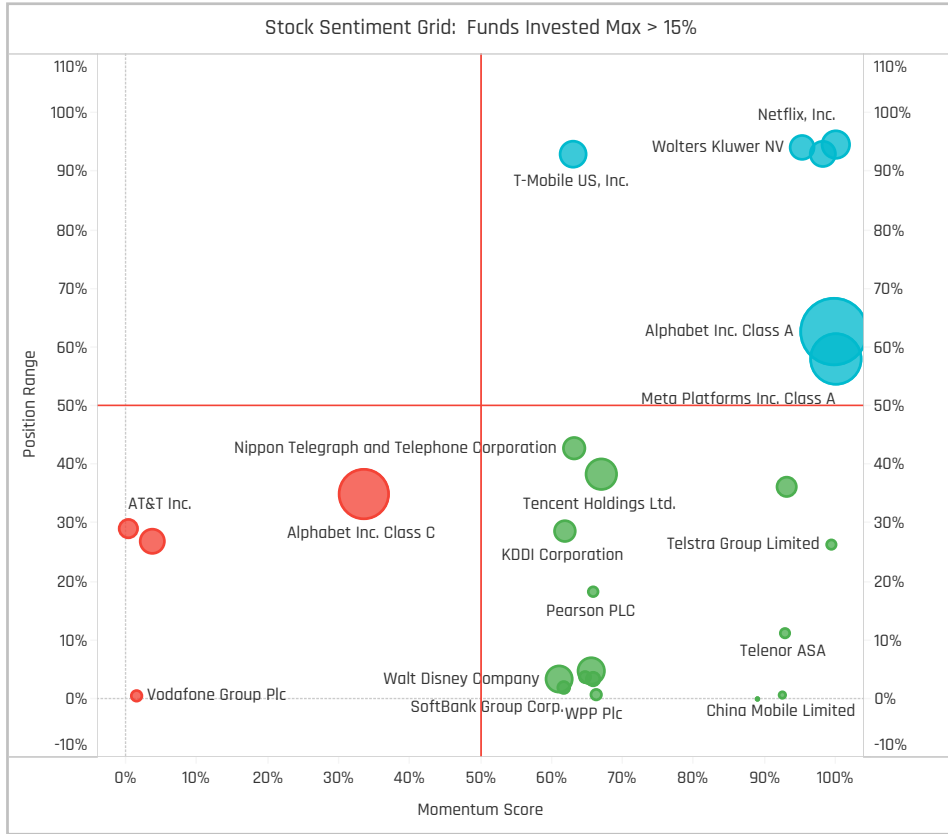
Top Stock Holdings, \$

Fund Name	Ticker	Stock Name	Value (\$)
American Funds New Perspective Fund	META-US	Meta Platforms Inc. Clas..	\$2,915M
Fundsmith Equity Fund	META-US	Meta Platforms Inc. Clas..	\$1,473M
American Funds Capital World Growth ..	GOOG-US	Alphabet Inc. Class C	\$1,472M
American Funds New Perspective Fund	NFLX-US	Netflix, Inc.	\$1,296M
First Eagle Global Fund	META-US	Meta Platforms Inc. Clas..	\$1,161M
DWS Vermoegensbildungsfonds I	GOOGL-US	Alphabet Inc. Class A	\$1,012M
American Funds New Perspective Fund	GOOG-US	Alphabet Inc. Class C	\$919M
First Eagle Global Fund	CMCSA-U..	Comcast Corporation Cl..	\$911M
American Funds New Perspective Fund	GOOGL-US	Alphabet Inc. Class A	\$856M
Fundsmith Equity Fund	GOOGL-US	Alphabet Inc. Class A	\$807M
American Funds Capital World Growth ..	NFLX-US	Netflix, Inc.	\$767M
Morgan Stanley Inv. Fds. - Global Opp..	META-US	Meta Platforms Inc. Clas..	\$648M
American Funds Capital World Growth ..	META-US	Meta Platforms Inc. Clas..	\$639M
American Funds Capital World Growth ..	GOOGL-US	Alphabet Inc. Class A	\$635M
Old Westbury Large Cap Strategies Fu..	GOOG-US	Alphabet Inc. Class C	\$612M

Largest Changes in Fund Weight, %

Fund Name	New or C..	Change
Davis Global Fund		7.78%
Ninety One Glob. Strat. Fd. - Glob..		6.96%
Fidelity Inv. Trust - Worldwide F..		5.62%
Invesco Global Inv. Ser. - Global..		5.08%
Thornburg Global Opportunities ..		4.94%
Jupiter Asset Mgmt. Series plc -..		4.90%
MassMutual Premier Global Fund		4.44%
Premier Miton Global Sustainabl..		-2.09%
Swedbank Robur Kapitalinvest Close		-2.25%
Schroder ISF - QEP Global ESG		-2.44%
PGIM Jennison Global Opportuni..		-2.47%
Schroder ISF - QEP Global Quality		-3.08%
BlackRock Global Funds - Syste..		-6.91%
Longleaf Partners Global Fund		-8.68%

Ave Wgt Δ	Funds Invested Δ	Fund Flows, \$	Av Wgt vs ACWI Δ	Funds O/W % Δ
0.66%	-0.29%	\$488M	-0.01%	3.72%



Aggregate Stock Holdings Changes

Ticker	Stock Name	Funds Invested % Δ	Average Weight Δ	Fund Flows, \$
NFLX-US	Netflix, Inc.	4.01%	0.06%	(\$65M)
700-HK	Tencent Holdings Ltd.	2.87%	-0.01%	\$250M
META-US	Meta Platforms Inc. Class A	2.29%	0.41%	\$346M
YELP-US	Yelp Inc	1.72%	0.00%	\$3M
TLS-AU	Telstra Group Limited	1.15%	0.01%	\$13M
PUB-FR	Publicis Groupe SA	1.15%	0.02%	\$253M
NYT-US	New York Times Company Clas..	1.15%	0.00%	\$14M
TIGO-SE	Millicom International Cellular ..	-1.15%	-0.02%	(\$143M)
TELIA-SE	Telia Company AB	-1.15%	-0.01%	(\$24M)
SNAP-US	Snap, Inc. Class A	-1.15%	0.00%	(\$11M)
T-US	AT&T Inc.	-1.72%	-0.03%	\$71M
BCE-CA	BCE Inc.	-1.72%	-0.01%	(\$13M)
GOOG-US	Alphabet Inc. Class C	-1.72%	0.09%	(\$410M)
SJR.B-CA	Shaw Communications Inc. Cla..	-2.01%	-0.01%	(\$28M)

Largest Fund Flows, \$

Fund Name	New or Cl..	Flow
UniGlobal		\$296M
UniFavorit: Aktien		\$227M
American Funds Capital World ..		\$226M
UniGlobal - net -		\$143M
BNY Mellon Investment Fds. - G..		\$120M
T Rowe Price Global Stock Fund		\$113M
Fidelity Inv. Trust - Worldwide F..		\$95M
Swedbank Robur Allemansfond..		(\$79M)
Franklin Mutual Ser. Fds. - Glob..		(\$111M)
PGIM Jennison Global Opportun..		(\$123M)
Dodge & Cox Global Stock Fund		(\$137M)
Swedbank Robur Kapitalinvest Close		(\$139M)
American Funds New Economy ..		(\$176M)
BlackRock Global Funds - Syste..		(\$305M)

Largest Fund Level Changes in Stock Weight, %

Fund Name	Stock Name	New ..	Change
Davis Global Fund	Meta Platforms Inc. Class..		6.80%
Invesco Global Inv. Ser. - Global F..	Meta Platforms Inc. Class..		6.22%
JPMorgan Funds - Global Growth F..	Meta Platforms Inc. Class.. New		4.89%
Fidelity Inv. Trust - Worldwide Fund	Meta Platforms Inc. Class.. New		4.64%
Thornburg Global Opportunities Fu..	Meta Platforms Inc. Class..		3.93%
MassMutual Premier Global Fund	Meta Platforms Inc. Class..		3.64%
Sarasin Funds ICVC - Thematic Glo..	Alphabet Inc. Class A	New	3.58%
Delaware Ivy Global Growth Fund	Alphabet Inc. Class A	Close	-2.32%
Nationwide Global Sustainable Eq..	Akamai Technologies, Inc.	Close	-2.36%
PGIM Jennison Global Opportuniti..	Netflix, Inc.	Close	-2.49%
Sarasin Funds ICVC - Thematic Glo..	Alphabet Inc. Class C	Close	-2.50%
Liontrust Investment Funds I - Glo..	CoStar Group, Inc.	Close	-3.09%
Longleaf Partners Global Fund	Lumen Technologies, Inc.		-4.49%
Longleaf Partners Global Fund	Millicom International Cel..	Close	-4.73%

Country Holding Changes: [Funds Invested Δ] / [Ave Wgt Δ] // Fund Flows, \$

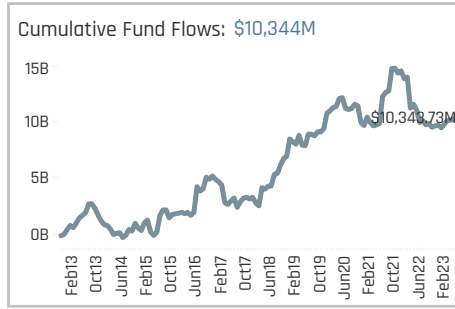
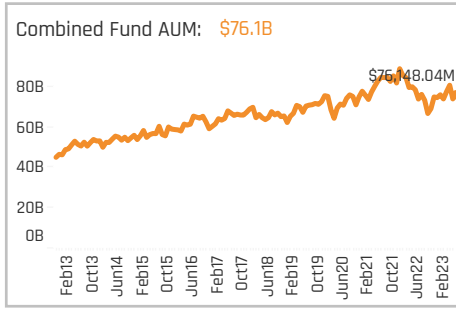
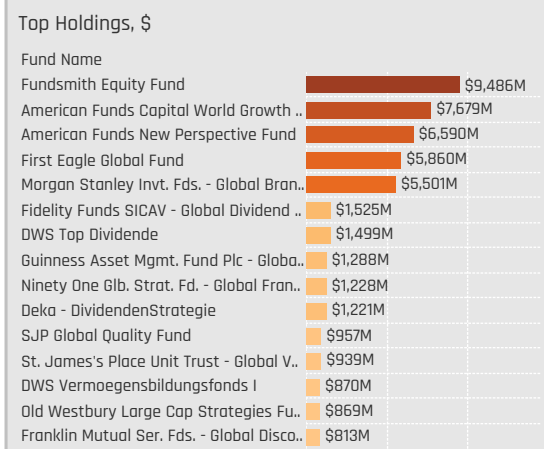
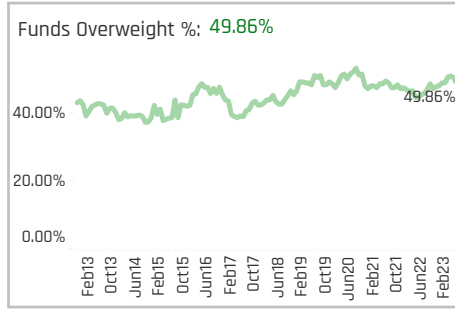
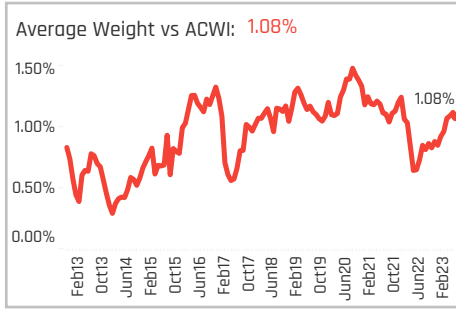
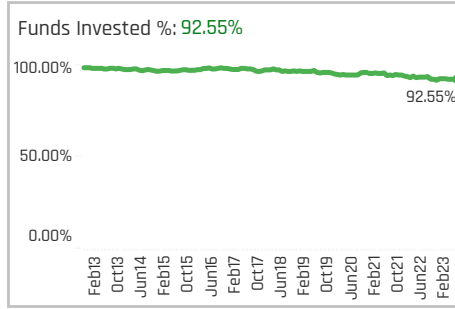
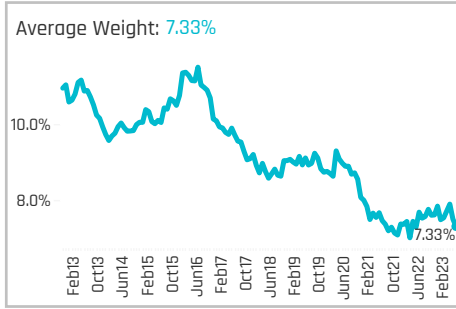
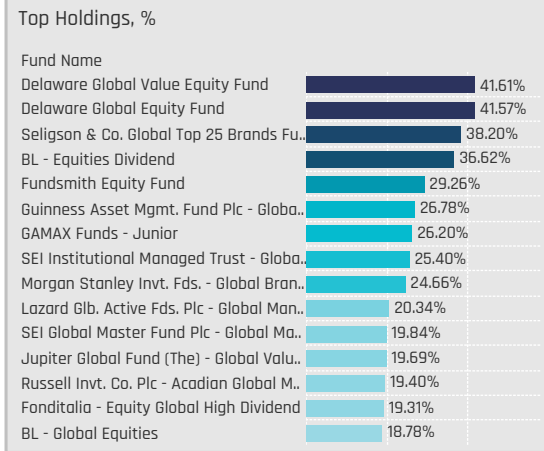
Country	Funds Invested Δ	Ave Wgt Δ	Fund Flows, \$
China & HK	2.87%	0.01%	\$307M
France	2.29%	0.02%	\$258M
Singapore	1.15%	0.00%	\$26M
United States	0.86%	0.69%	\$17M
Australia	0.57%	0.00%	\$8M
Turkey	0.29%	0.00%	\$0M
Italy	0.29%	0.00%	\$8M
South Africa	-0.29%	-0.01%	\$2M
Malaysia	-0.29%	0.00%	\$0M
United Kingdom	-0.57%	-0.02%	\$38M
Switzerland	-0.57%	0.01%	\$16M
Sweden	-0.57%	-0.01%	(\$69M)
Luxembourg	-0.86%	0.01%	(\$111M)
Canada	-1.72%	-0.02%	(\$45M)

Largest Changes in Fund Country Weight, %

Fund Name	New o..	Country	Change
Davis Global Fund		United States	7.91%
Invesco Global Inv. Ser. - Global Foc..		United States	6.72%
Fidelity Inv. Trust - Worldwide Fund		United States	5.55%
Ninety One Glob. Strat. Fd. - Global St..		United States	5.07%
Jupiter Asset Mgmt. Series plc - Me..		United States	4.86%
St. James's Place Unit Trust - Global		United States	4.74%
Merian Investment Funds Series II - ..		United States	4.56%
Lazard Glob. Active Fds. Plc - Global ..		United States	-2.05%
PGIM Jennison Global Opportunities..		United States	-2.47%
Liontrust Investment Funds I - Glob..		United States	-2.98%
Janus Henderson Global Equity Fund	Close	United Kingdom	-3.11%
Longleaf Partners Global Fund		United States	-3.95%
Longleaf Partners Global Fund	Close	Luxembourg	-4.73%
BlackRock Global Funds - Systemati..		United States	-5.69%

Largest Fund Level Stock Inflows/Outflows, \$

Fund Name	Stock Name	New..	Flow
St. James's Place International Eq..	Alphabet Inc. Class C	New	\$175M
UniGlobal	Meta Platforms Inc. Class..		\$156M
American Funds Capital World Gro..	Alphabet Inc. Class C		\$142M
UniFavorit: Aktien	Meta Platforms Inc. Class.. New		\$140M
UniGlobal	Tencent Holdings Ltd.	New	\$132M
Swedbank Robur Globalfond	Meta Platforms Inc. Class.. New		\$125M
St. James's Place International Eq..	AT&T Inc.	New	\$115M
UniFavorit: Aktien	Alphabet Inc. Class C		(\$87M)
UniGlobal	Walt Disney Company		(\$104M)
PGIM Jennison Global Opportunite..	Netflix, Inc.	Close	(\$121M)
St. James's Place Unit Trust - Glob..	Alphabet Inc. Class C	Close	(\$141M)
St. James's Place International Eq..	Meta Platforms Inc. Class..	Close	(\$159M)
Franklin Mutual Ser. Fds. - Global Di..	Meta Platforms Inc. Class..		(\$162M)
St. James's Place International Eq..	Alphabet Inc. Class A		(\$183M)

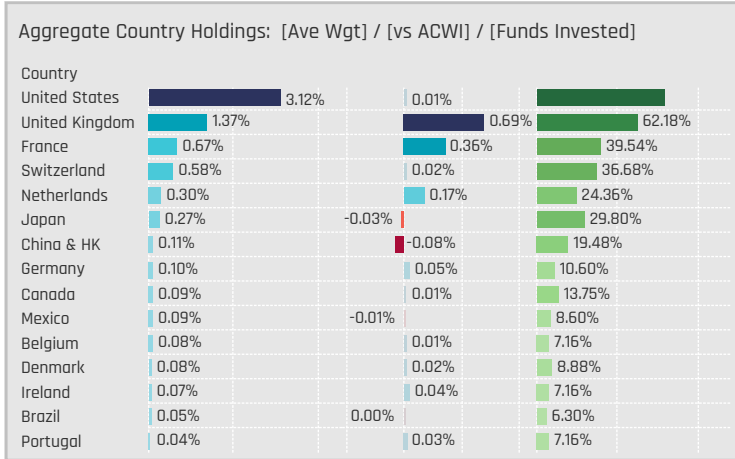


Aggregate Stock Holdings Data, Ranked by Most Widely Held.

Ticker	Stock Name	Funds Invested %	Average Weight	Vs Benchmark	Fund AUM, \$
NESN-CH	Nestle S.A.	35.24%	0.57%	0.05%	\$6,483M
ULVR-GB	Unilever PLC	33.52%	0.51%	0.31%	\$4,639M
PG-US	Procter & Gamble Company	28.65%	0.35%	-0.21%	\$2,747M
PEP-US	PepsiCo, Inc.	25.79%	0.33%	-0.07%	\$3,048M
KO-US	Coca-Cola Company	25.21%	0.32%	-0.06%	\$2,329M
OR-FR	L'Oreal S.A.	24.36%	0.39%	0.21%	\$4,279M
RKT-GB	Reckitt Benckiser Group plc	21.20%	0.28%	0.20%	\$3,125M
DGE-GB	Diageo plc	20.92%	0.22%	0.05%	\$1,492M
CVS-US	CVS Health Corporation	20.06%	0.13%	-0.01%	\$846M
CL-US	Colgate-Palmolive Company	18.62%	0.17%	0.07%	\$1,954M
EL-US	Estee Lauder Companies Inc. ..	17.48%	0.17%	0.10%	\$2,510M
MDLZ-US	Mondelez International, Inc. C..	16.05%	0.14%	-0.01%	\$1,610M
AD-NL	Koninklijke Ahold Delhaize N.V.	16.05%	0.17%	0.11%	\$701M
GIS-US	General Mills, Inc.	14.61%	0.10%	0.03%	\$346M
HSY-US	Hershey Company	13.18%	0.11%	0.05%	\$393M

Top Stock Holdings, %

Fund Name	Ticker	Stock Name	Weight
Morgan Stanley Inv. Fds. - Global Bran..	PM-US	Philip Morris Internati..	6.63%
BL - Equities Dividend	ULVR-GB	Unilever PLC	6.06%
Fundsmith Equity Fund	OR-FR	L'Oreal S.A.	6.02%
Seligson & Co. Global Top 25 Brands Fu..	NESN-CH	Nestle S.A.	5.91%
Seligson & Co. Global Top 25 Brands Fu..	PG-US	Procter & Gamble Co..	5.62%
Morgan Stanley Inv. Fds. - Global Bran..	RKT-GB	Reckitt Benckiser Group..	5.56%
Skagen Focus	ACI-US	Albertsons Companies..	5.41%
Seligson & Co. Global Top 25 Brands Fu..	KO-US	Coca-Cola Company	5.40%
Delaware Global Value Equity Fund	NESN-CH	Nestle S.A.	5.28%
Delaware Global Equity Fund	NESN-CH	Nestle S.A.	5.28%
Delaware Global Value Equity Fund	AD-NL	Koninklijke Ahold Delh..	5.20%
Delaware Global Equity Fund	AD-NL	Koninklijke Ahold Delh..	5.17%
BL - Equities Dividend	NESN-CH	Nestle S.A.	5.07%
Longleaf Partners Global Fund	WBDF-RU	Wimm-Bill-Dann Food..	4.92%
Castle Focus Fund	ULVR-GB	Unilever PLC	4.89%



Top Country Holdings, %

Fund Name	Country	Weight
Seligson & Co. Global Top 25 Brands Fu..	United States	22.45%
Fundsmith Equity Fund	United States	19.66%
SEI Institutional Managed Trust - Globa..	United States	15.21%
BL - Equities Dividend	United States	14.41%
Russell Inv. Co. Plc - Acadian Global M..	United States	14.06%
Lazard Glb. Active Fds. Plc - Global Man..	United States	13.31%
Fonditalia - Equity Global High Dividend	United States	12.82%
Delaware Global Equity Fund	United States	12.70%
Delaware Global Value Equity Fund	United States	12.69%
SEI Global Master Fund Plc - Global Ma..	United States	12.67%
Sanlam Universal Fds. Plc - Global High..	United Kingdom	11.71%
Guinness Asset Mgmt. Fund Plc - Globa..	United States	11.35%
Morgan Stanley Inv. Fds. - Global Bran..	United States	10.89%
BL - Equities Dividend	United Kingdom	10.66%
Quoniam Fds. Selection SICAV - Global ..	United States	10.26%

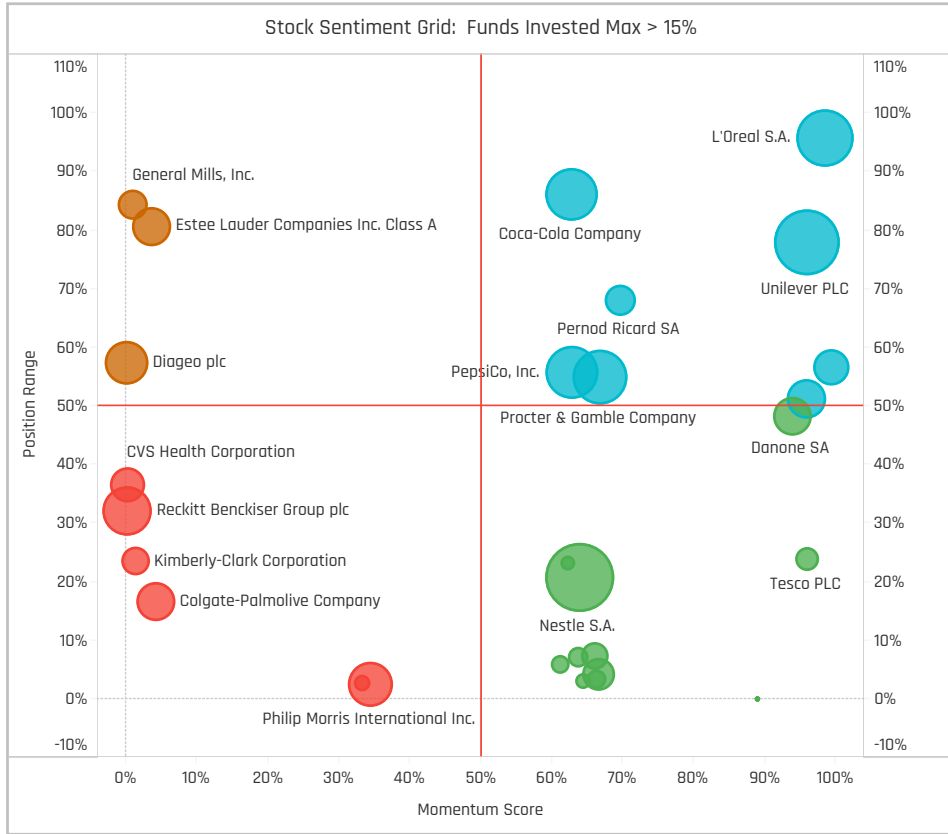
Top Stock Holdings, \$

Fund Name	Ticker	Stock Name	Value
Fundsmith Equity Fund	OR-FR	L'Oreal S.A.	\$1,953M
American Funds Capital World Growth ..	PM-US	Philip Morris Internation..	\$1,725M
Fundsmith Equity Fund	PM-US	Philip Morris Internation..	\$1,519M
Morgan Stanley Inv. Fds. - Global Bran..	PM-US	Philip Morris Internation..	\$1,478M
American Funds New Perspective Fund	NESN-CH	Nestle S.A.	\$1,477M
Morgan Stanley Inv. Fds. - Global Bran..	RKT-GB	Reckitt Benckiser Group ..	\$1,240M
Fundsmith Equity Fund	MKC-US	McCormick & Company, I..	\$1,213M
Fundsmith Equity Fund	PEP-US	PepsiCo, Inc.	\$1,172M
Fundsmith Equity Fund	EL-US	Estee Lauder Companie..	\$1,048M
American Funds New Perspective Fund	PM-US	Philip Morris Internation..	\$814M
American Funds Capital World Growth ..	NESN-CH	Nestle S.A.	\$768M
Fundsmith Equity Fund	BF.B-US	Brown-Forman Corporati..	\$733M
Fundsmith Equity Fund	DGE-GB	Diageo plc	\$715M
Fundsmith Equity Fund	CHD-US	Church & Dwight Co., Inc.	\$688M
First Eagle Global Fund	ULVR-GB	Unilever PLC	\$665M

Largest Changes in Fund Weight, %

Fund Name	New or C..	Change
Artisan Global Equity Fund		4.62%
Delaware Ivy Global Growth Fund		4.18%
Invesco Global Invt. Ser. - Global..		3.10%
Longleaf Partners Global Fund		3.03%
BlackRock Strategic Fds. - Syste..		2.67%
Robeco Capital Gr. Fds. - QI Glob..		2.54%
Quilter Investors Series I - Globa..	New	2.45%
Delaware Global Value Equity Fu..		-3.59%
St. James's Place International ..		-3.73%
Schroder ISF - QEP Global Quality		-3.80%
Artemis Global Select Fund		-4.52%
AIM Fds. Grp. (IFG) - Invesco Glo..		-4.77%
Seligson & Co. Global Top 25 Br..		-4.78%
GAMAX Funds - Junior		-5.02%

Ave Wgt Δ	Funds Invested Δ	Fund Flows, \$	Av Wgt vs ACWI Δ	Funds O/W % Δ
-0.53%	-0.29%	\$566M	0.23%	1.72%



Aggregate Stock Holdings Changes

Ticker	Stock Name	Funds Invested % Δ	Average Weight Δ	Fund Flows, \$
2502-JP	Asahi Group Holdings,Ltd.	1.72%	0.02%	\$113M
MDLZ-US	Mondelez International, Inc. Cl..	1.43%	0.01%	\$168M
HEN3-DE	Henkel AG & Co. KGaA Pref	1.15%	0.01%	\$36M
CAG-US	Conagra Brands, Inc.	1.15%	0.00%	\$9M
PG-US	Procter & Gamble Company	1.15%	-0.01%	\$188M
OR-FR	L'Oreal S.A.	0.86%	0.02%	(\$48M)
BATS-GB	British American Tobacco p.l.c.	0.86%	-0.01%	\$141M
STZ-US	Constellation Brands, Inc. Clas..	-0.86%	-0.01%	\$63M
KMB-US	Kimberly-Clark Corporation	-0.86%	-0.01%	(\$12M)
GO-US	Grocery Outlet Holding Corp.	-1.15%	0.00%	(\$2M)
TSN-US	Tyson Foods, Inc. Class A	-1.72%	-0.01%	(\$13M)
DGE-GB	Diageo plc	-2.58%	-0.07%	(\$280M)
CVS-US	CVS Health Corporation	-2.58%	-0.07%	(\$327M)
RKT-GB	Reckitt Benckiser Group plc	-3.15%	-0.03%	(\$240M)

Largest Fund Flows, \$

Fund Name	New or Cl..	Flow
SJP Global Quality Fund		\$420M
Guinness Asset Mgmt. Fund Plc..		\$235M
St. James's Place Unit Trust - G..		\$150M
UniGlobal		\$134M
American Funds Global Insight ..		\$134M
Robeco Capital Gr. Fds. - BP Glo..		\$114M
T Rowe Price Global Stock Fund		\$111M
Delaware Global Value Equity F..		(\$115M)
Morgan Stanley Invt. Fds. - Glo..		(\$141M)
Swedbank Robur Kapitalinvest		(\$146M)
American Funds Capital World ..		(\$164M)
DWS Top Dividende		(\$173M)
American Funds New Perspecti..		(\$209M)
St. James's Place International..		(\$291M)

Largest Fund Level Changes in Stock Weight, %

Fund Name	Stock Name	New ..	Change
Delaware Global Value Equity Fund	Unilever PLC		3.79%
Longleaf Partners Global Fund	Kellogg Company	New	3.54%
Skagen Focus	Albertsons Companies, In..		3.12%
Janus Henderson Global Equity Fu..	Monster Beverage Corpo..	New	3.07%
Artisan Global Equity Fund	Nestle S.A.	New	2.91%
JPMorgan Funds - Global Focus Fu..	Coca-Cola Company	New	2.84%
Franklin Mutual Ser. Fds. - Beacon ..	British American Tobacco..	New	2.72%
JPMorgan Funds - Global Focus Fu..	Diageo plc	Close	-2.46%
ASN Beleggingsfondsen UCITS NV ..	L'Oreal S.A.	Close	-2.51%
Skagen Focus	Kimberly-Clark de Mexico..		-2.53%
Robeco Capital Gr. Fds. - Sustaina..	Colgate-Palmolive Comp..	Close	-2.62%
AIM Fds. Grp. (IFG) - Invesco Globa..	Anheuser-Busch InBev S..		-2.68%
Delaware Global Value Equity Fund	General Mills, Inc.	Close	-4.06%
Delaware Global Value Equity Fund	Lamb Weston Holdings, I..		-4.82%

Country Holding Changes: [Funds Invested Δ] / [Ave Wgt Δ] // Fund Flows, \$

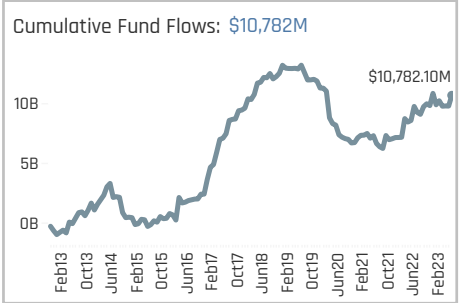
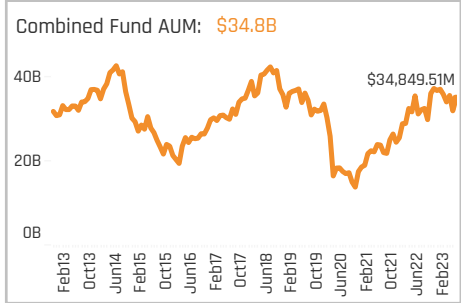
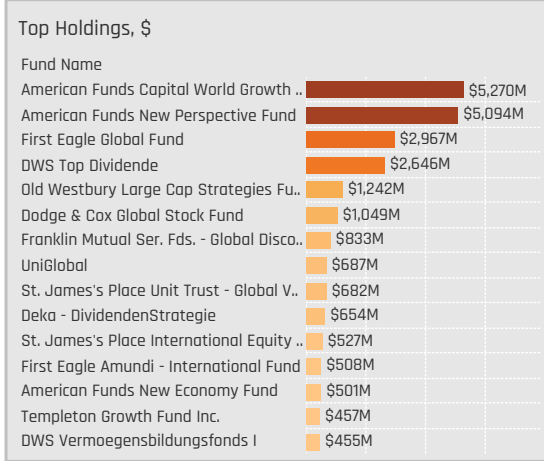
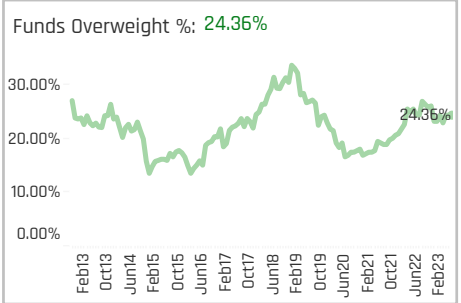
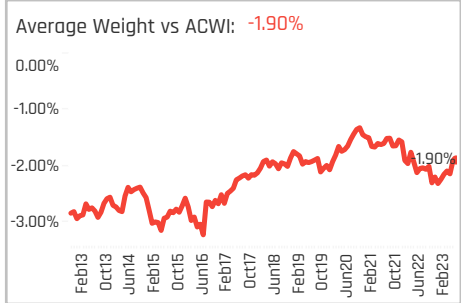
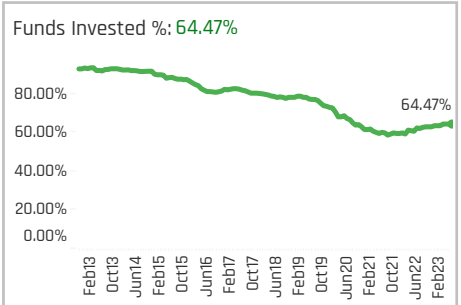
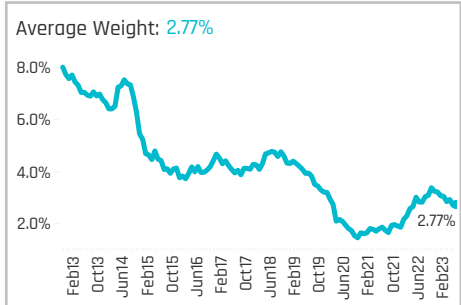
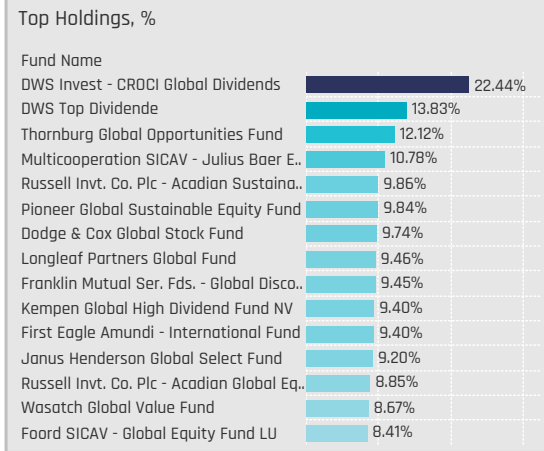
Country	Weight Change	Invested Δ	Flow
Mexico	1.15%	\$84M	\$84M
France	1.15%	\$74M	\$74M
Japan	0.86%	(\$231M)	(\$231M)
Russia	0.86%	(\$14M)	(\$14M)
Belgium	0.86%	\$13M	\$13M
Germany	0.57%	\$63M	\$63M
India	0.57%	\$10M	\$10M
Canada	-0.57%	\$17M	\$17M
Sweden	-0.57%	(\$194M)	(\$194M)
Italy	-0.57%	\$44M	\$44M
Ireland	-0.57%	\$14M	\$14M
Malaysia	-0.86%	(\$4M)	(\$4M)
Norway	-1.43%	\$0M	\$0M
United Kingdom	-1.72%	(\$77M)	(\$77M)

Largest Changes in Fund Country Weight, %

Fund Name	New o..	Country	Change
Longleaf Partners Global Fund	New	United States	3.54%
Delaware Global Value Equity Fund		United Kingdom	3.50%
Skagen Focus		United States	3.12%
Artisan Global Equity Fund	New	Switzerland	2.91%
Franklin Mutual Ser. Fds. - Beacon F..		United Kingdom	2.87%
JPMorgan Funds - Global Focus Fund	New	United States	2.84%
BlackRock Strategic Fds. - Systemat..		United States	2.79%
Morgan Stanley Invt. Fds. - Global B..		United States	-2.91%
Uni 21. Jahrhundert -net-	Close	United Kingdom	-3.34%
Delaware Global Value Equity Fund		Japan	-3.42%
Fundsmith Equity Fund		United States	-3.44%
St. James's Place International Equi..		United States	-3.76%
Seligson & Co. Global Top 25 Brands..		United States	-3.99%
Delaware Global Value Equity Fund		United States	-9.90%

Largest Fund Level Stock Inflows/Outflows, \$

Fund Name	Stock Name	New..	Flow
SJP Global Quality Fund	Philip Morris Internationa..		\$158M
UniGlobal	Procter & Gamble Compa..	New	\$154M
Morgan Stanley Invt. Fds. - Global ..	Pernod Ricard SA		\$117M
SJP Global Quality Fund	Heineken NV	New	\$112M
American Funds Capital World Gro..	Seven & I Holdings Co., Lt..		\$106M
American Funds Capital World Gro..	Kao Corp.	New	\$96M
JPMorgan Funds - Global Focus Fu..	Coca-Cola Company	New	\$94M
UniGlobal	Coca-Cola Company		(\$107M)
Swedbank Robur Allemansfond Ka..	Essity AB Class B		(\$115M)
American Funds Capital World Gro..	CVS Health Corporation		(\$153M)
American Funds Capital World Gro..	Keurig Dr Pepper Inc.		(\$172M)
St. James's Place International Eq..	CVS Health Corporation	Close	(\$176M)
DWS Top Dividende	Procter & Gamble Compa..	Close	(\$181M)
Morgan Stanley Invt. Fds. - Global ..	Estee Lauder Companies ..	Close	(\$282M)



Aggregate Stock Holdings Data, Ranked by Most Widely Held.

Ticker	Stock Name	Funds Invested %	Average Weight	Vs Benchmark	Fund AUM, \$
SHEL-GB	Shell PLC	24.93%	0.31%	-0.03%	\$3,722M
TTE-FR	TotalEnergies SE	21.49%	0.25%	0.04%	\$3,363M
XOM-US	Exxon Mobil Corporation	16.05%	0.18%	-0.52%	\$2,578M
COP-US	ConocoPhillips	14.33%	0.11%	-0.09%	\$1,202M
BP-GB	BP p.l.c.	13.75%	0.12%	-0.06%	\$1,954M
EOG-US	EOG Resources, Inc.	12.89%	0.08%	-0.02%	\$1,206M
EQNR-NO	Equinor ASA	12.61%	0.10%	0.04%	\$619M
CVX-US	Chevron Corporation	11.77%	0.11%	-0.37%	\$1,394M
SLB-US	Schlumberger NV	10.32%	0.11%	0.00%	\$2,820M
FI-US	Expro Group Holdings N.V.	9.17%	0.15%	0.03%	\$1,054M
VLD-US	Valero Energy Corporation	8.88%	0.03%	-0.05%	\$136M
PXD-US	Pioneer Natural Resources Co..	8.60%	0.04%	-0.02%	\$111M
MPC-US	Marathon Petroleum Corpora..	8.60%	0.08%	-0.02%	\$358M
REP-ES	Repsol SA	8.31%	0.04%	0.01%	\$79M
HES-US	Hess Corporation	8.31%	0.08%	0.02%	\$577M

Top Stock Holdings, %

Fund Name	Ticker	Stock Name	Percentage
Longleaf Partners Global Fund	CNX-US	CNX Resources Corpor..	6.55%
LF Liontrust Investment Funds III - Glo..	FI-US	Expro Group Holdings ..	5.85%
Touchstone Strategic Trust - Non-US E..	TTE-FR	TotalEnergies SE	5.73%
Janus Henderson Global Equity Fund	MPC-US	Marathon Petroleum ..	5.57%
Sanlam Universal Fds. Plc - Global High..	FI-US	Expro Group Holdings ..	5.39%
Thornburg Global Opportunities Fund	TTE-FR	TotalEnergies SE	5.10%
UBS (Lux) Key Selection SICAV - Global ..	HES-US	Hess Corporation	4.59%
First Eagle Amundi - International Fund	SLB-US	Schlumberger NV	4.58%
Thornburg Global Opportunities Fund	500325-IN	Reliance Industries Li..	4.25%
Wasatch Global Value Fund	TTE-FR	TotalEnergies SE	4.18%
Ninety One Glob. Strat. Fd. - Global Valu..	NOV-US	NOV Inc.	4.09%
Castle Focus Fund	ENB-CA	Enbridge Inc.	4.08%
M&G Investment Funds (1) OEIC - Globa..	PSK-CA	PrairieSky Royalty Ltd	3.96%
Davis Global Fund	TECK.B-CA	Teck Resources Limite..	3.77%
RBC Funds (Lux) - Global Equity Focus ..	E0G-US	EOG Resources, Inc.	3.75%

Aggregate Country Holdings: [Ave Wgt] / [vs ACWI] / [Funds Invested]

Country	Ave Wgt	Vs ACWI	Funds Invested
United States	1.15%	-0.07%	32.38%
United Kingdom	0.45%	-0.24%	23.78%
Canada	0.28%	0.04%	22.06%
France	0.25%	0.04%	9.74%
Netherlands	0.15%	0.09%	18.34%
Norway	0.15%	-0.10%	6.02%
India	0.05%	-0.03%	11.75%
Italy	0.05%	-0.03%	11.45%
Australia	0.05%	-0.05%	11.45%
Spain	0.05%	0.01%	9.46%
Brazil	0.03%	-0.08%	4.30%
Finland	0.02%	-0.01%	5.44%
China & HK	0.02%	-0.11%	3.72%
Japan	0.02%	-0.02%	8.31%
Austria	0.01%	0.01%	6.02%

Top Country Holdings, %

Fund Name	Country	Percentage
DWS Invest - CROCI Global Dividends	United States	11.43%
First Eagle Amundi - International Fund	United States	7.98%
BNY Mellon Worldwide Growth Fund	United States	7.01%
Longleaf Partners Global Fund	United States	6.65%
UBS (Lux) Equity SICAV - Global Income..	United States	6.46%
Multicooperation SICAV - Julius Baer E..	United States	6.35%
Pioneer Global Sustainable Equity Fund	United States	6.23%
First Eagle Global Fund	United States	6.15%
Artemis Global Income Fund	United States	6.01%
UniValueFonds: Global	United States	5.86%
LF Liontrust Investment Funds III - Glo..	Netherlands	5.85%
Touchstone Strategic Trust - Non-US E..	France	5.73%
Janus Henderson Global Select Fund	Canada	5.69%
Janus Henderson Global Equity Fund	United States	5.57%
Fidelity Series Intrinsic Opportunities F..	United States	5.50%

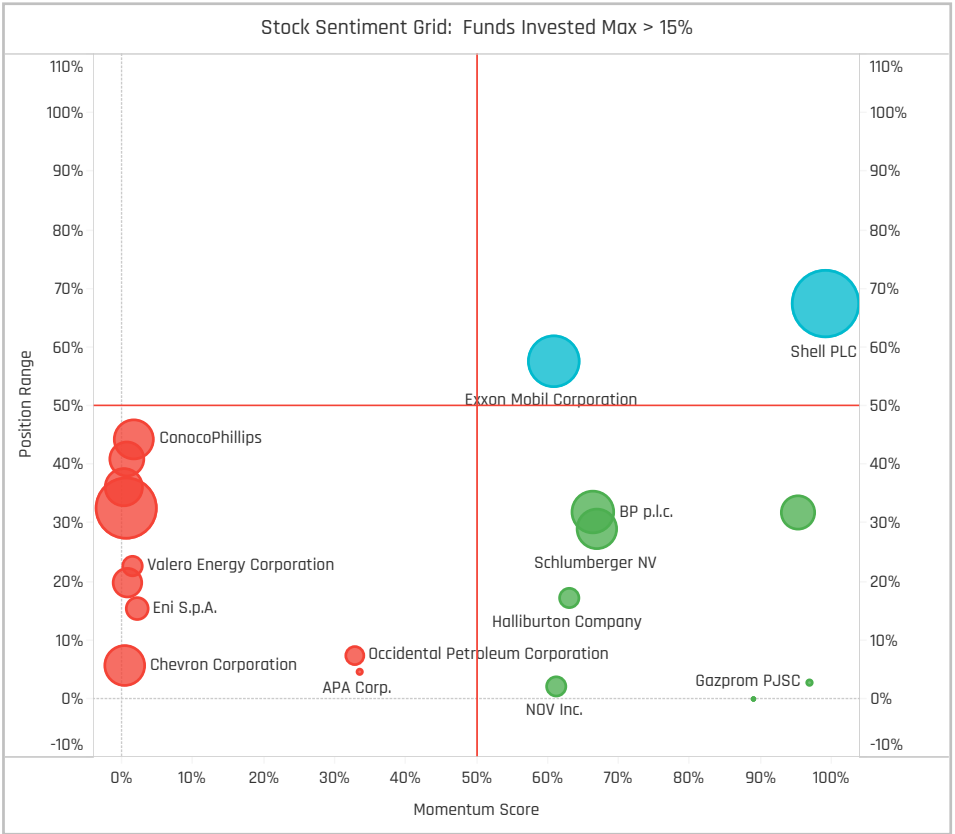
Top Stock Holdings, \$

Fund Name	Ticker	Stock Name	Amount
American Funds Capital World Growth ..	CNQ-CA	Canadian Natural Resou..	\$1,352M
First Eagle Global Fund	XOM-US	Exxon Mobil Corporation	\$1,018M
First Eagle Global Fund	SLB-US	Schlumberger NV	\$965M
American Funds New Perspective Fund	500325-IN	Reliance Industries Limit..	\$836M
American Funds New Perspective Fund	TTE-FR	TotalEnergies SE	\$706M
American Funds New Perspective Fund	CVE-CA	Cenovus Energy Inc.	\$643M
American Funds Capital World Growth ..	TTE-FR	TotalEnergies SE	\$596M
Old Westbury Large Cap Strategies Fu..	CVX-US	Chevron Corporation	\$570M
First Eagle Global Fund	IMO-CA	Imperial Oil Limited	\$555M
American Funds Capital World Growth ..	E0G-US	EOG Resources, Inc.	\$520M
American Funds New Perspective Fund	BP-GB	BP p.l.c.	\$518M
DWS Top Dividende	SHEL-GB	Shell PLC	\$512M
DWS Top Dividende	SLB-US	Schlumberger NV	\$480M
DWS Top Dividende	TTE-FR	TotalEnergies SE	\$468M
First Eagle Global Fund	NOV-US	NOV Inc.	\$429M

Largest Changes in Fund Weight, %

Fund Name	New or C..	Change
Janus Henderson Global Equity ..	New	5.57%
Longleaf Partners Global Fund		4.46%
Franklin Mutual Ser. Fds. - Ques..		2.60%
Covea Actions Monde		2.58%
Steward Global Equity Income F..		1.46%
abrdn Dynamic Dividend Fund		1.37%
Franklin Global Dividend Fund		1.25%
DWS Invest - CROCI Global Divid..		-3.60%
Calamos Global Equity Fund		-3.71%
UniValueFonds: Global		-3.76%
Robeco Capital Gr. Fds. - QI Glob..		-3.78%
Threadneedle (Lux) - Global Foc..		-3.85%
Candriam Equities L - Global De..	Close	-3.86%
Artisan Global Equity Fund		-10.34%

Ave Wgt Δ	Funds Invested Δ	Fund Flows, \$	Av Wgt vs ACWI Δ	Funds O/W % Δ
-0.48%	0.86%	(\$168M)	0.42%	1.15%



Aggregate Stock Holdings Changes

Ticker	Stock Name	Funds Invested % Δ	Average Weight Δ	Fund Flows, \$
SLB-US	Schlumberger NV	2.01%	-0.01%	\$123M
HES-US	Hess Corporation	1.43%	-0.01%	\$120M
SHEL-GB	Shell PLC	1.15%	0.02%	\$674M
BP-GB	BP p.l.c.	1.15%	-0.01%	(\$171M)
HP-US	Helmerich & Payne, Inc.	1.15%	0.00%	\$2M
OMV-AT	OMV AG	0.86%	0.00%	\$4M
WMB-US	Williams Companies, Inc.	0.57%	0.00%	\$55M
PXD-US	Pioneer Natural Resources Co..	-1.43%	-0.02%	(\$43M)
SU-CA	Suncor Energy Inc.	-1.72%	-0.02%	(\$159M)
EQNR-NO	Equinor ASA	-1.72%	-0.05%	(\$45M)
DVN-US	Devon Energy Corporation	-1.72%	-0.01%	(\$28M)
EQT-US	EQT Corporation	-2.01%	0.00%	(\$22M)
TTE-FR	TotalEnergies SE	-2.01%	-0.07%	(\$39M)
CVX-US	Chevron Corporation	-2.58%	-0.05%	(\$150M)

Largest Fund Flows, \$

Fund Name	New or Cl..	Flow
American Funds New Perspecti..		\$415M
American Funds Capital World ..		\$192M
Robeco Capital Gr. Fds. - BP Glo..		\$73M
SJP Global Quality Fund		\$67M
Franklin Mutual Ser. Fds. - Ques..		\$52M
BNY Mellon Investment Fds. - G..		\$52M
Janus Henderson Global Equity..	New	\$49M
Delaware Ivy Global Growth Fu..		(\$38M)
Candriam Equities L - Global De..	Close	(\$56M)
Threadneedle (Lux) - Global Foc..		(\$61M)
St. James's Place International..		(\$104M)
American Funds Global Insight ..		(\$111M)
UniFavorit: Aktien		(\$113M)
First Eagle Global Fund		(\$571M)

Largest Fund Level Changes in Stock Weight, %

Fund Name	Stock Name	New ..	Change
Janus Henderson Global Equity Fu..	Marathon Petroleum Cor..	New	5.57%
Covea Actions Monde	Shell PLC	New	2.91%
Longleaf Partners Global Fund	Expro Group Holdings N.V.	New	2.82%
Franklin Mutual Ser. Fds. - Beacon ..	Schlumberger NV	New	2.32%
BlackRock Global Dividend Portfolio	Shell PLC	New	1.95%
RBC Funds (Lux) - Global Equity Fa..	EOG Resources, Inc.		1.95%
DWS Invest - CROCI Global Dividen..	Chevron Corporation	New	1.90%
Ninety One Glb. Strat. Fd. - Global ..	NOV Inc.		-2.13%
RBC Global Opportunities Fund	Neste Corporation	Close	-2.21%
Invest Global	Chevron Corporation	Close	-2.38%
Columbia Select Global Equity Fund	ConocoPhillips		-2.51%
JOHCM Umbrella Fund Plc - Global ..	Galp Energia, SGPS S.A. C..	Close	-2.70%
Threadneedle (Lux) - Global Focus ..	ConocoPhillips	Close	-3.34%
Artisan Global Equity Fund	Schlumberger NV		-4.90%

Country Holding Changes: [Funds Invested Δ] / [Ave Wgt Δ] // Fund Flows, \$

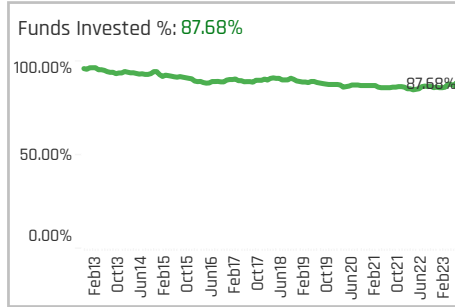
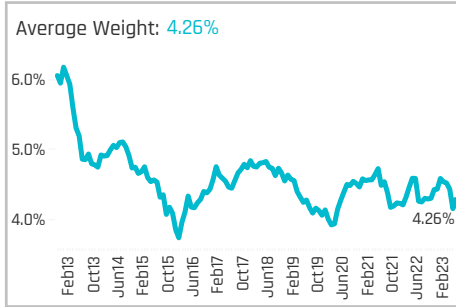
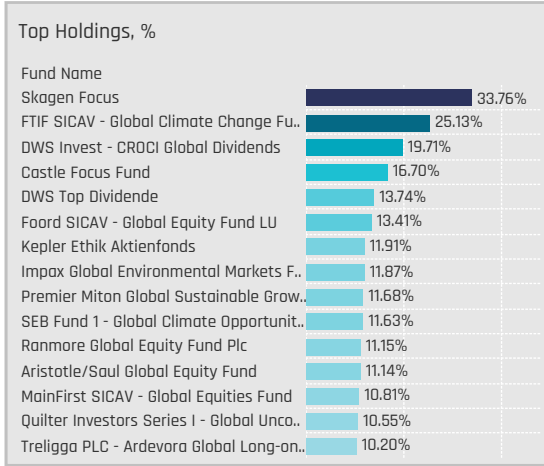
Country	Change	Fund Flows, \$
United Kingdom	1.72%	\$544M
Austria	1.15%	\$5M
Finland	0.57%	(\$23M)
Russia	0.57%	\$894M
United States	0.57%	(\$1,266M)
China & HK	0.29%	\$7M
Turkey	0.29%	\$0M
Portugal	-0.57%	(\$39M)
Italy	-0.57%	(\$14M)
Netherlands	-0.86%	(\$8M)
Japan	-0.86%	(\$12M)
Canada	-1.15%	(\$154M)
Norway	-1.43%	(\$208M)
France	-2.01%	(\$39M)

Largest Changes in Fund Country Weight, %

Fund Name	New a..	Country	Change
Janus Henderson Global Equity Fund	New	United States	5.57%
Covea Actions Monde	New	United Kingdom	2.91%
Longleaf Partners Global Fund	New	Netherlands	2.82%
Franklin Mutual Ser. Fds. - Beacon F..	New	United States	2.32%
Franklin Mutual Ser. Fds. - Quest Fu..		United States	2.27%
BlackRock Global Dividend Portfolio	New	United Kingdom	1.95%
RBC Funds (Lux) - Global Equity Foc..		United States	1.95%
Artisan Global Equity Fund	Close	United Kingdom	-2.44%
JOHCM Umbrella Fund Plc - Global O..	Close	Portugal	-2.70%
Calamos Global Equity Fund		United States	-3.17%
UniFavorit: Aktien		United States	-3.28%
UniValueFonds: Global		United States	-3.47%
Threadneedle (Lux) - Global Focus F..		United States	-3.85%
Artisan Global Equity Fund		United States	-6.26%

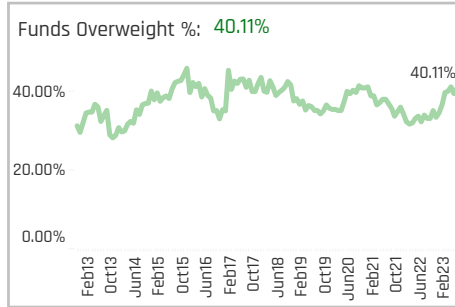
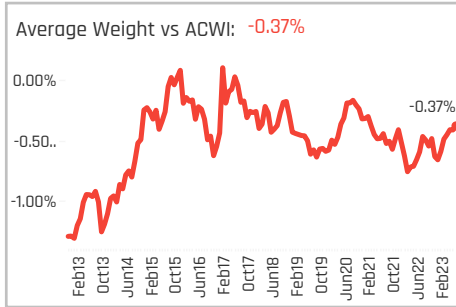
Largest Fund Level Stock Inflows/Outflows, \$

Fund Name	Stock Name	New..	Flow
American Funds Capital World Gra..	Gazprom PJSC	New	\$405M
American Funds New Perspective F..	Gazprom PJSC	New	\$267M
American Funds New Perspective F..	Rosneft Oil Co.	New	\$223M
Templeton Growth Fund Inc.	Reliance Industries Limit..	New	\$128M
American Funds New Perspective F..	TC Energy Corporation		\$114M
UniFavorit: Aktien	TotalEnergies SE	New	\$107M
UniGlobal	Halliburton Company	New	\$106M
UniGlobal	TotalEnergies SE		(\$119M)
Templeton Growth Fund Inc.	Marathon Petroleum Cor..	Close	(\$121M)
FTIF SICAV - Growth (Euro) Fund	Marathon Petroleum Cor..	Close	(\$123M)
St. James's Place International Eq..	BP p.l.c.	Close	(\$138M)
UniGlobal	Exxon Mobil Corporation		(\$165M)
American Funds New Perspective F..	EOG Resources, Inc.	Close	(\$204M)
First Eagle Global Fund	Exxon Mobil Corporation		(\$571M)



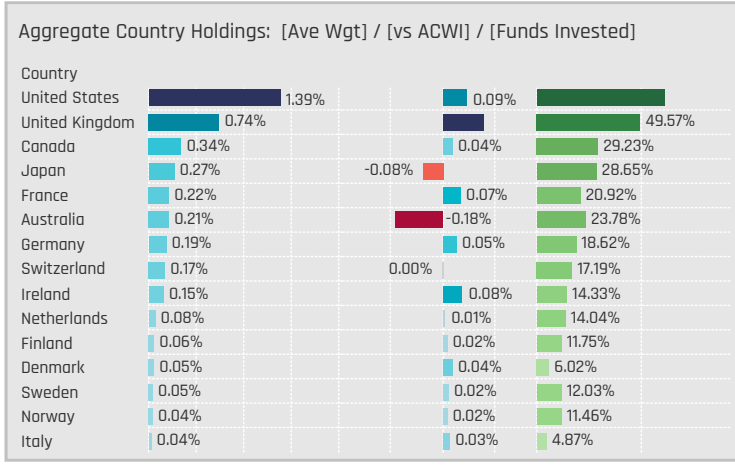
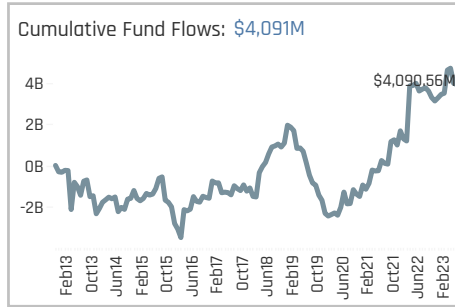
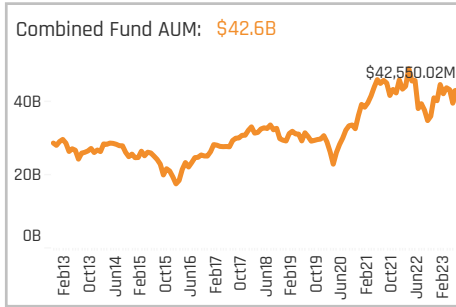
Aggregate Stock Holdings Data, Ranked by Most Widely Held.

Ticker	Stock Name	Funds Invested %	Average Weight	Vs Benchmark	Fund AUM, \$
LIN-US	Linde plc	25.50%	0.41%	0.09%	\$4,062M
AI-FR	Air Liquide SA	16.62%	0.18%	0.04%	\$1,474M
RIO-GB	Rio Tinto plc	14.33%	0.11%	-0.01%	\$1,377M
BHP-AU	BHP Group Ltd	13.75%	0.10%	-0.16%	\$1,477M
AAL-GB	Anglo American plc	13.47%	0.07%	0.02%	\$424M
4063-JP	Shin-Etsu Chemical Co Ltd	13.47%	0.12%	0.04%	\$1,877M
ECL-US	Ecolab Inc.	12.03%	0.17%	0.10%	\$891M
NTR-CA	Nutrien Ltd.	10.89%	0.05%	-0.01%	\$1,032M
SIKA-CH	Sika AG	10.60%	0.11%	0.04%	\$1,081M
OC-US	Owens Corning	10.03%	0.08%	0.06%	\$291M
CRH-GB	CRH Plc	10.03%	0.12%	0.06%	\$1,647M
RIO-AU	Rio Tinto Limited	9.46%	0.03%	-0.01%	\$133M
NUE-US	Nucor Corporation	8.88%	0.05%	0.00%	\$208M
FCX-US	Freeport-McMoRan, Inc.	8.60%	0.07%	-0.02%	\$1,071M
STLD-US	Steel Dynamics, Inc.	8.02%	0.05%	0.02%	\$154M



Top Stock Holdings, %

Fund Name	Ticker	Stock Name	Weight
Castle Focus Fund	AEM-CA	Agnico Eagle Mines Li..	6.37%
Castle Focus Fund	DD-US	DuPont de Nemours, I..	5.25%
Threadneedle (Lux) - Global Focus Fund	LIN-US	Linde plc	5.18%
Skagen Focus	EDV-CA	Endeavour Mining PLC	5.14%
Columbia Select Global Equity Fund	LIN-US	Linde plc	4.99%
Invesco Global Invnt. Ser. - Global Equity..	VRLA-FR	Verallia SAS	4.94%
Impax Global Environmental Markets F..	LIN-US	Linde plc	4.69%
BL - Equities Dividend	GIVN-CH	Givaudan SA	4.65%
St. James's Place Unit Trust - Sust. & R..	LIN-US	Linde plc	4.54%
Artisan Global Value Fund	HEI-DE	HeidelbergCement AG	4.39%
St. James's Place Unit Trust - Global	HEI-DE	HeidelbergCement AG	4.38%
Columbia Threadneedle (UK) ICVC - Su..	LIN-US	Linde plc	4.35%
Foord SICAV - Global Equity Fund LU	FCX-US	Freeport-McMoRan, Inc.	4.32%
Comgest Growth Plc - Global Flex	LIN-US	Linde plc	4.19%
Comgest Monde	LIN-US	Linde plc	4.18%



Top Country Holdings, %

Fund Name	Country	Weight
Skagen Focus	Canada	13.79%
FTIF SICAV - Global Climate Change Fu..	United States	11.20%
SEB Fund 1 - Global Climate Opportunit..	United States	8.53%
Castle Focus Fund	United States	8.44%
Foord SICAV - Global Equity Fund LU	United States	8.40%
Castle Focus Fund	Canada	8.26%
Russell Invnt. Co. Plc - Acadian Global M..	United States	8.09%
Aristotle/Saul Global Equity Fund	United States	7.39%
Russell Invnt. Co. Plc - Acadian Sustaina..	United States	7.19%
Quilter Investors Series I - Global Unco..	United States	7.13%
DWS Invest - CROCI Global Dividends	Japan	6.69%
Russell Invnt. Co. Plc - Acadian Global Eq..	United States	6.59%
St. James's Place Unit Trust - Sust. & R..	United Kingdom	6.07%
Impax Global Environmental Markets F..	United Kingdom	6.04%
Janus Henderson Global Equity Fund	United States	5.96%

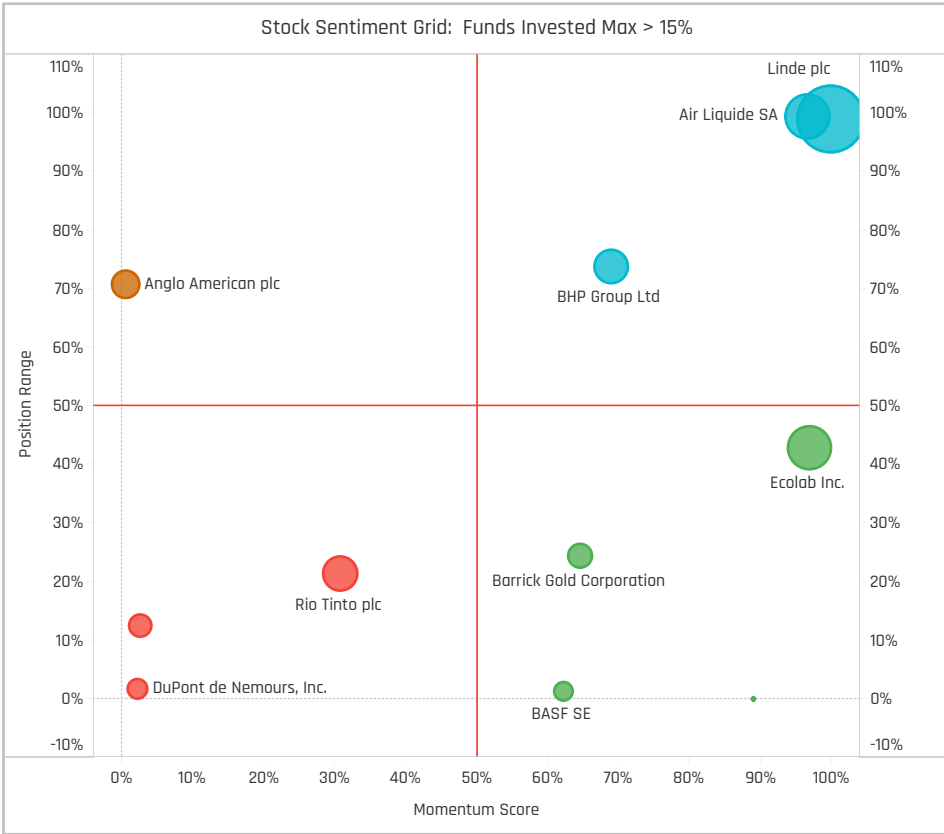
Top Stock Holdings, \$

Fund Name	Ticker	Stock Name	Value
American Funds Capital World Growth ..	VALE3-BR	Vale S.A.	\$1,772M
American Funds Capital World Growth ..	FHG-AU	Fortescue Metals Group ..	\$1,080M
American Funds New Perspective Fund	SMW-US	Sherwin-Williams Comp..	\$787M
American Funds New Perspective Fund	4063-JP	Shin-Etsu Chemical Co L..	\$717M
American Funds New Perspective Fund	LIN-US	Linde plc	\$643M
American Funds Capital World Growth ..	RIO-GB	Rio Tinto plc	\$525M
American Funds New Perspective Fund	VALE3-BR	Vale S.A.	\$594M
American Funds Capital World Growth ..	FCX-US	Freeport-McMoRan, Inc.	\$545M
American Funds New Perspective Fund	SIKA-CH	Sika AG	\$488M
American Funds Capital World Growth ..	LIN-US	Linde plc	\$478M
DWS Top Dividende	BHP-AU	BHP Group Ltd	\$471M
DWS Top Dividende	AEM-CA	Agnico Eagle Mines Limi..	\$444M
DWS Top Dividende	NTR-CA	Nutrien Ltd.	\$414M
American Funds Capital World Growth ..	8031-JP	Mitsui & Co.,Ltd	\$408M
DWS Top Dividende	NEM-US	Newmont Corporation	\$403M

Largest Changes in Fund Weight, %

Fund Name	New or C..	Change
Skagen Focus		4.75%
Comgest Growth Plc - Global Flex		4.41%
DWS Invest - CROCI Global Divid..		3.34%
UniNachhaltig Aktien Global		3.14%
Franklin Mutual Ser. Fds. - Ques..		2.87%
Artemis SmartGARP Global Equi..		2.62%
BNP Paribas Funds - Sustainabl..		2.55%
AB Sustainable Global Thematic..	Close	-3.23%
FTIF SICAV - Franklin Global Gro..		-3.38%
JPMorgan Funds - Global Growt..		-3.39%
Thornburg Global Opportunities ..		-3.56%
Virtus NFJ Global Sustainability ..		-4.36%
MainFirst SICAV - Global Equitie..		-4.83%
Quilter Investors Series I - Globa..		-5.26%

Ave Wgt Δ	Funds Invested Δ	Fund Flows, \$	Av Wgt vs ACWI Δ	Funds O/W % Δ
-0.18%	1.43%	\$744M	0.28%	5.44%



Aggregate Stock Holdings Changes

Ticker	Stock Name	Funds Invested % Δ	Average Weight Δ	Fund Flows, \$
4063-JP	Shin-Etsu Chemical Co Ltd	2.29%	0.04%	\$269M
FCX-US	Freeport-McMoRan, Inc.	2.29%	0.01%	\$34M
PPG-US	PPG Industries, Inc.	1.72%	0.01%	\$135M
HOLN-CH	Holcim Ltd	1.72%	0.01%	(\$4M)
GPX-US	Graphic Packaging Holding Co..	1.43%	0.00%	(\$5M)
NUE-US	Nucor Corporation	1.43%	0.01%	\$5M
MT-NL	ArcelorMittal SA	1.43%	0.01%	\$71M
AAL-GB	Anglo American plc	-1.15%	-0.05%	(\$84M)
EMN-US	Eastman Chemical Company	-1.43%	-0.01%	(\$49M)
NEM-US	Newmont Corporation	-1.43%	-0.02%	(\$49M)
SHW-US	Sherwin-Williams Company	-1.72%	-0.01%	(\$73M)
CF-US	CF Industries Holdings, Inc.	-1.72%	-0.01%	(\$1M)
NTR-CA	Nutrien Ltd.	-2.29%	-0.02%	(\$15M)
DSM-NL	Koninklijke DSM N.V.	-9.46%	-0.13%	(\$1,022M)

Largest Fund Flows, \$

Fund Name	New or Cl..	Flow
UniGlobal		\$284M
St. James's Place Unit Trust - G..		\$281M
DWS Top Dividende		\$260M
American Funds Global Insight ..		\$155M
UniNachhaltig Aktien Global		\$152M
SJP Global Quality Fund		\$138M
UniGlobal - net -		\$137M
Nordea 1 - Global Stable Equity ..		(\$37M)
Templeton Growth Fund Inc.		(\$37M)
Fidelity Funds SICAV - Global Di..		(\$46M)
Impax Global Environmental M..		(\$63M)
AB Sustainable Global Thematic..	Close	(\$64M)
St. James's Place Unit Trust - S..		(\$148M)
American Funds New Perspecti..		(\$956M)

Largest Fund Level Changes in Stock Weight, %

Fund Name	Stock Name	New ..	Change
Comgest Growth Plc - Global Flex	Linde plc	New	4.19%
Janus Henderson Global Equity Fu..	Freeport-McMoRan, Inc.	New	4.10%
Sanlam Universal Fds. Plc - Sustai..	Ecolab Inc.	New	3.33%
Premier Miton Global Sustainable ..	Shin-Etsu Chemical Co Ltd	New	3.06%
Skagen Focus	Cascades Inc.		2.48%
JSS Investmentfonds - Sustainabl..	Ecolab Inc.	New	2.18%
Sarasin Funds ICVC - Thematic Glo..	Ecolab Inc.	New	2.18%
Wasatch Global Value Fund	Anglo American plc	Close	-2.20%
FP WHEB Asset Mgmt. Fds. - Susta..	Koninklijke DSM N.V.	Close	-2.33%
Quilter Investors Series I - Global ..	Anglo American plc		-2.65%
Impax Global Environmental Mark..	Koninklijke DSM N.V.	Close	-2.69%
St. James's Place Unit Trust - Sust..	Koninklijke DSM N.V.	Close	-2.98%
FTIF SICAV - Franklin Global Growt..	Koninklijke DSM N.V.	Close	-3.19%
Hermes Invt. Funds Plc - Impact O..	Koninklijke DSM N.V.	Close	-3.45%

Country Holding Changes: [Funds Invested Δ] / [Ave Wgt Δ] // Fund Flows, \$

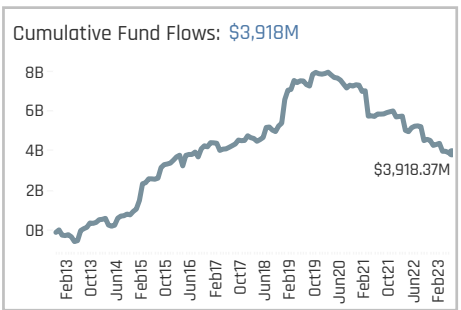
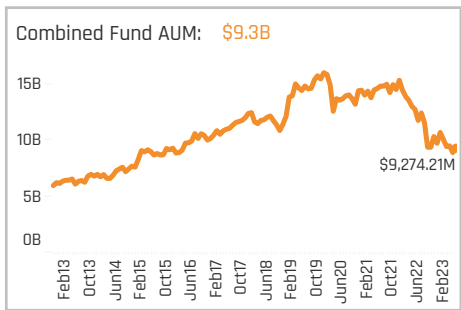
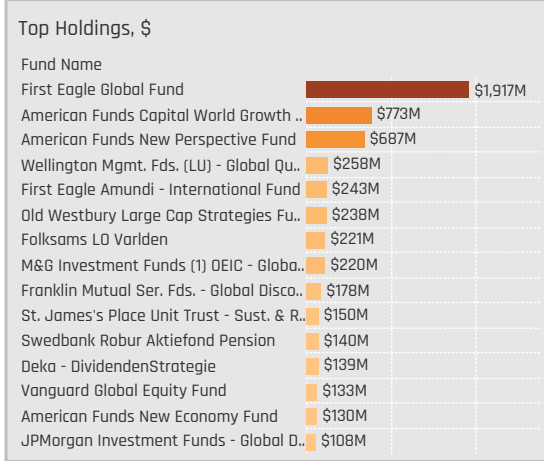
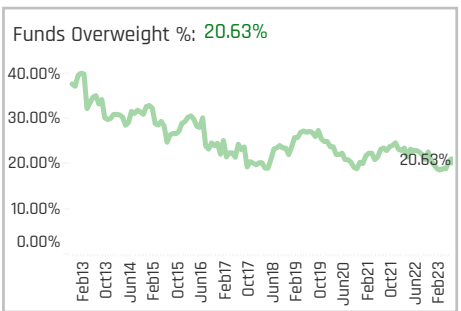
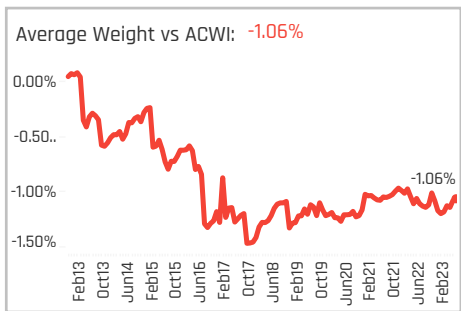
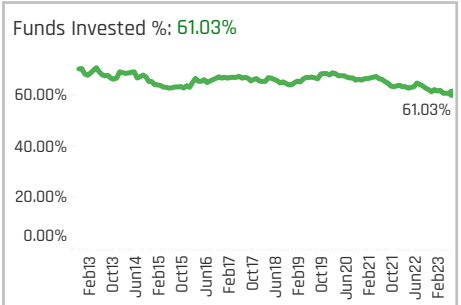
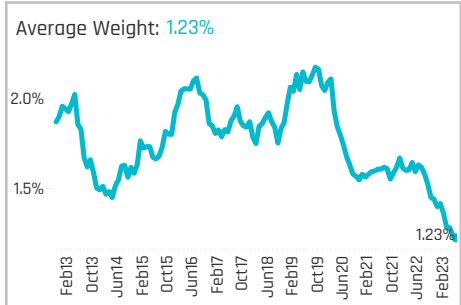
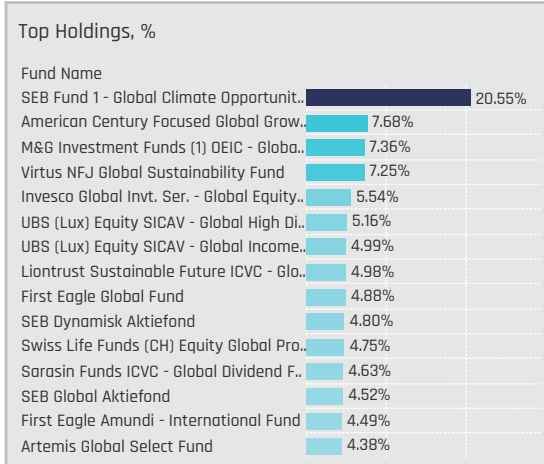
Country	Change	Fund Flows, \$
Japan	3.15%	\$17M
Russia	2.29%	\$22M
United States	2.01%	\$559M
Spain	1.72%	\$2M
Switzerland	1.72%	\$96M
Luxembourg	1.15%	\$1M
France	0.86%	\$333M
Belgium	-0.29%	(\$9M)
Norway	-0.57%	\$32M
Chile	-0.57%	\$14M
Ireland	-0.86%	\$77M
Canada	-1.15%	\$263M
Israel	-1.15%	(\$5M)
Netherlands	-3.02%	(\$952M)

Largest Changes in Fund Country Weight, %

Fund Name	New o..	Country	Change
Comgest Growth Plc - Global Flex	New	United Kingdom	4.19%
Janus Henderson Global Equity Fund		United States	3.62%
Sanlam Universal Fds. Plc - Sustain..	New	United States	3.33%
Premier Miton Global Sustainable G..	New	Japan	3.06%
DWS Invest - CROCI Global Dividends		Japan	2.62%
Skagen Focus		Canada	2.51%
DWS Concept DJE Globale Aktien	New	Switzerland	2.46%
FP WHEB Asset Mgmt. Fds. - Sustain..	Close	Netherlands	-2.33%
Quilter Investors Series I - Global Un..		United Kingdom	-2.65%
Impax Global Environmental Market..	Close	Netherlands	-2.69%
Quilter Investors Series I - Global Un..		United States	-2.76%
St. James's Place Unit Trust - Sust. ...	Close	Netherlands	-2.98%
FTIF SICAV - Franklin Global Growth ..	Close	Netherlands	-3.19%
Hermes Invt. Funds Plc - Impact Opp..	Close	Netherlands	-3.45%

Largest Fund Level Stock Inflows/Outflows, \$

Fund Name	Stock Name	New..	Flow
American Funds Capital World Gro..	Air Liquide SA		\$271M
DWS Top Dividende	Invesco Physical Gold ETC	New	\$173M
St. James's Place Unit Trust - Glob..	Dow, Inc.	New	\$163M
UniGlobal	Shin-Etsu Chemical Co Ltd	New	\$143M
American Funds New Perspective F..	Carteva Inc		\$121M
Old Westbury Large Cap Strategies..	BHP Group Ltd		\$119M
UniGlobal	Linde plc		\$103M
Fidelity Funds SICAV - Global Divide..	Newmont Corporation	Close	(\$101M)
DWS Top Dividende	Xtrackers IE Physical Gol..		(\$105M)
St. James's Place Unit Trust - Sust...	Koninklijke DSM N.V.	Close	(\$172M)
American Funds New Perspective F..	Vale S.A.		(\$187M)
American Funds Capital World Gro..	Vale S.A.		(\$258M)
American Funds New Perspective F..	Mitsui & Co.,Ltd		(\$373M)
American Funds New Perspective F..	Koninklijke DSM N.V.	Close	(\$498M)



Aggregate Stock Holdings Data, Ranked by Most Widely Held.

Ticker	Stock Name	Funds Invested %	Average Weight	Vs Benchmark	Fund AUM, \$
AMT-US	American Tower Corporation	11.75%	0.10%	-0.04%	\$641M
PLD-US	Prologis, Inc.	10.89%	0.10%	-0.07%	\$572M
EQIX-US	Equinix, Inc.	10.89%	0.12%	0.01%	\$1,159M
1928-JP	Sekisui House, Ltd.	8.88%	0.06%	0.04%	\$107M
WY-US	Weyerhaeuser Company	8.60%	0.06%	0.02%	\$653M
CCI-US	Crown Castle Inc.	8.02%	0.04%	-0.04%	\$430M
PSA-US	Public Storage	6.30%	0.03%	-0.05%	\$221M
CBRE-US	CBRE Group, Inc. Class A	6.30%	0.03%	-0.01%	\$302M
1113-HK	CK Asset Holdings Limited	6.02%	0.01%	-0.01%	\$270M
16-HK	Sun Hung Kai Properties Limit..	5.73%	0.01%	-0.03%	\$106M
SPG-US	Simon Property Group, Inc.	5.44%	0.01%	-0.04%	\$141M
823-HK	Link Real Estate Investment T..	5.44%	0.02%	0.00%	\$115M
1878-JP	Daito Trust Construction Co., ..	5.44%	0.02%	0.01%	\$67M
8802-JP	Mitsubishi Estate Company, L..	4.87%	0.02%	-0.01%	\$333M
VNA-DE	Vonovia SE	4.30%	0.01%	-0.01%	\$62M

Top Stock Holdings, %

Fund Name	Ticker	Stock Name	Weight
Ariel Global Fund	EQC-US	Equity Commonwealth	4.28%
MassMutual Premier Global Fund	532868-IN	DLF Limited	3.86%
Castle Focus Fund	EQC-US	Equity Commonwealth	3.80%
Invesco Global Invnt. Ser. - Global Equity..	AMT-US	American Tower Corp..	3.63%
Vanguard Global ESG Select Stock Fund	PLD-US	Prologis, Inc.	3.32%
Liontrust Sustainable Future ICVC - Glo..	EQIX-US	Equinix, Inc.	3.06%
American Century Focused Global Grow..	EQIX-US	Equinix, Inc.	2.90%
AB SICAV I - Concentrated Global Equit..	AMT-US	American Tower Corp..	2.86%
Sarasin Funds ICVC - Global Dividend F..	AMT-US	American Tower Corp..	2.72%
Virtus SGA Global Growth Fund	EQIX-US	Equinix, Inc.	2.66%
SEB Fund 1 - Global Climate Opportunit..	EQIX-US	Equinix, Inc.	2.65%
Artemis Global Income Fund	WY-US	Weyerhaeuser Compa..	2.58%
American Century Focused Global Grow..	PLD-US	Prologis, Inc.	2.58%
Artisan Global Equity Fund	2423-HK	KE Holdings Inc Class A	2.57%
Sarasin IE Global Equity Opportunities ..	EQIX-US	Equinix, Inc.	2.53%

Aggregate Country Holdings: [Ave Wgt] / [vs ACWI] / [Funds Invested]

Country	Ave Wgt	Vs ACWI	Funds Invested
United States	0.84%	-0.56%	47.85%
Japan	0.11%		20.92%
China & HK	0.08%	-0.19%	18.91%
United Kingdom	0.05%	0.01%	10.32%
Australia	0.03%	-0.05%	9.46%
Singapore	0.03%	-0.03%	7.74%
Germany	0.02%	0.01%	6.59%
France	0.02%	-0.02%	6.59%
Switzerland	0.01%	0.01%	4.58%
India	0.01%	0.01%	1.72%
Canada	0.01%	0.01%	4.30%
Spain	0.00%	0.00%	0.57%
Saudi Arabia	0.00%	-0.01%	0.57%
Mexico	0.00%	0.00%	0.86%
United Arab Emirates	0.00%	-0.02%	1.72%

Top Country Holdings, %

Fund Name	Country	Weight
SEB Fund 1 - Global Climate Opportunit..	United States	11.14%
American Century Focused Global Grow..	United States	7.68%
M&G Investment Funds (1) OEIC - Globa..	United States	6.01%
UBS (Lux) Equity SICAV - Global High Di..	United States	5.16%
Liontrust Sustainable Future ICVC - Glo..	United States	4.98%
Sarasin Funds ICVC - Global Dividend F..	United States	4.63%
Wellington Mgmt. Funds (IE) Plc - Glob..	United States	4.32%
Ariel Global Fund	United States	4.28%
Virtus NFJ Global Sustainability Fund	United States	4.10%
JPMorgan Investment Funds - Global D..	United States	4.03%
Swiss Life Funds (CH) Equity Global Pro..	United States	3.93%
SEB Global Aktiefond	United States	3.92%
MassMutual Premier Global Fund	India	3.86%
DPAM B - Equities World Sustainable	United States	3.86%
Castle Focus Fund	United States	3.80%

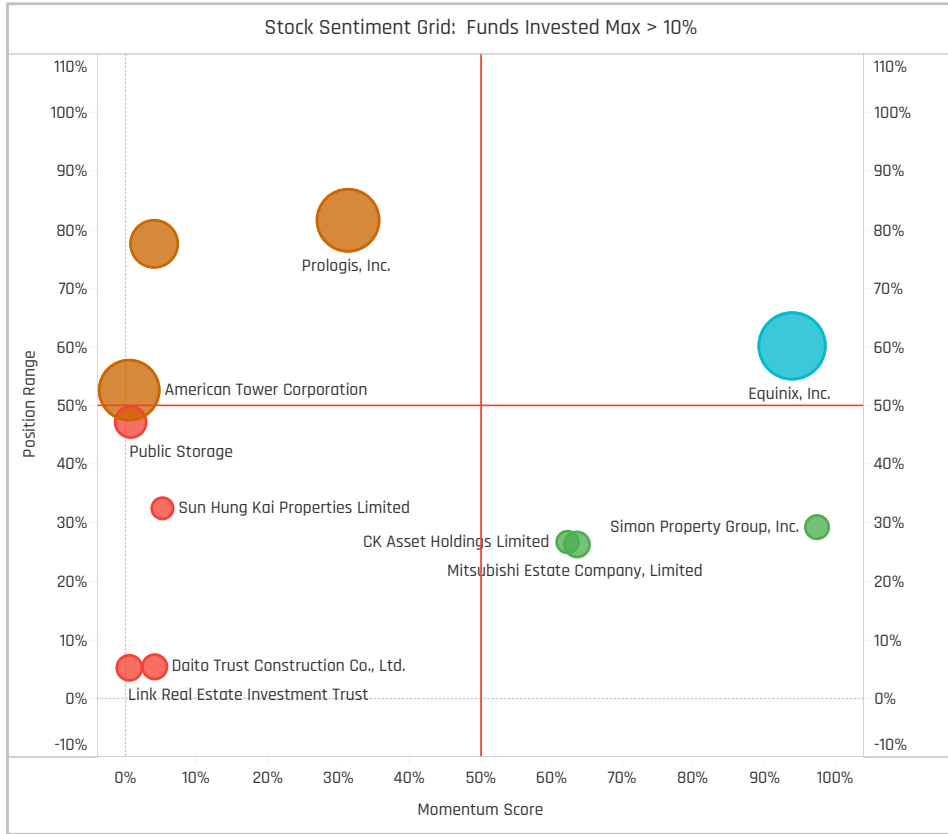
Top Stock Holdings, \$

Fund Name	Ticker	Stock Name	Value
American Funds New Perspective Fund	EQIX-US	Equinix, Inc.	\$355M
First Eagle Global Fund	EQIX-US	Equity Residential	\$345M
First Eagle Global Fund	WY-US	Weyerhaeuser Company	\$345M
First Eagle Global Fund	BKG-GB	Berkeley Group Holdings..	\$330M
American Funds Capital World Growth ..	CCI-US	Crown Castle Inc.	\$267M
First Eagle Global Fund	8802-JP	Mitsubishi Estate Comp..	\$254M
American Funds New Perspective Fund	GMG-AU	Goodman Group	\$220M
First Eagle Global Fund	1113-HK	CK Asset Holdings Limit..	\$210M
Franklin Mutual Ser. Fds. - Global Disca..	CBRE-US	CBRE Group, Inc. Class A	\$166M
St. James's Place Unit Trust - Sust. & R..	EQIX-US	Equinix, Inc.	\$150M
First Eagle Global Fund	BXP-US	Boston Properties, Inc.	\$145M
First Eagle Global Fund	HKLD-GB	Hongkong Land Holding..	\$126M
American Funds Capital World Growth ..	AMT-US	American Tower Corpora..	\$118M
American Funds Capital World Growth ..	960-HK	Longfor Group Holdings ..	\$117M
Falksams LO Varlden	EQIX-US	Equinix, Inc.	\$109M

Largest Changes in Fund Weight, %

Fund Name	New or C..	Change
Artisan Global Equity Fund	New	2.57%
Virtus NFJ Global Sustainability ..		1.30%
Delaware Ivy Global Growth Fund	New	1.27%
LO Funds - Golden Age		1.23%
Franklin Mutual Ser. Fds. - Ques..		1.08%
Nationwide Global Sustainable ..	New	0.75%
T Rowe Price Global Value Equit..	New	0.71%
Invesco Global Invt. Ser. - Global..		-1.71%
BNP Paribas Funds - Sustainabl..		-1.83%
Sarasin Funds ICVC - Global Divi..		-2.37%
Hartford Global Impact Fund		-2.52%
Gabelli Global Growth Fund (The)	Close	-2.68%
SVS Aubrey Capital Mgmt. Invt. ..	Close	-2.70%
Lazard Investment Funds - Glob..		-2.92%

Ave Wgt Δ	Funds Invested Δ	Fund Flows, \$	Av Wgt vs ACWI Δ	Funds O/W % Δ
-0.18%	-1.43%	(\$370M)	0.11%	0.86%



Aggregate Stock Holdings Changes

Ticker	Stock Name	Funds Invested % Δ	Average Weight Δ	Fund Flows, \$
URW-FR	Unibail-Rodamco-Westfield SE..	1.15%	0.00%	\$16M
SPG-US	Simon Property Group, Inc.	0.86%	0.00%	\$37M
1972-HK	Swire Properties Limited	0.86%	0.00%	\$9M
3003-JP	Hulic Co., Ltd.	0.86%	0.00%	\$6M
VICI-US	VICI Properties Inc	0.57%	0.00%	\$3M
BKG-GB	Berkeley Group Holdings plc	0.57%	0.00%	(\$3M)
EQC-US	Equity Commonwealth	0.57%	0.00%	\$2M
WY-US	Weyerhaeuser Company	-0.86%	-0.01%	(\$3M)
NLY-US	Analy Capital Management, I..	-1.15%	0.00%	(\$4M)
INVH-US	Invitation Homes, Inc.	-1.15%	0.00%	(\$30M)
AVB-US	AvalonBay Communities, Inc.	-1.43%	0.00%	(\$4M)
AMT-US	American Tower Corporation	-1.72%	-0.03%	(\$62M)
PSA-US	Public Storage	-2.01%	-0.01%	(\$27M)
823-HK	Link Real Estate Investment Tr..	-2.01%	-0.01%	(\$15M)

Largest Fund Flows, \$

Fund Name	New or Cl..	Flow
First Eagle Global Fund		\$62M
Franklin Mutual Ser. Fds. - Ques..		\$41M
Folksams LO Varlden		\$31M
Franklin Mutual Ser. Fds. - Glob..		\$21M
Old Westbury Large Cap Strate..		\$17M
JPMorgan Funds - Global Focus..		\$15M
DPAM B - Equities World Sustai..		\$14M
American Funds Global Insight ..		(\$19M)
Swedbank Robur Kapitalinvest		(\$28M)
BlackRock Global Funds - Syste..		(\$29M)
UniFavorit: Aktien	Close	(\$40M)
Swedbank Robur Allemansfond..	Close	(\$41M)
St. James's Place International..		(\$127M)
American Funds Capital World ..		(\$134M)

Largest Fund Level Changes in Stock Weight, %

Fund Name	Stock Name	New ..	Change
Artisan Global Equity Fund	KE Holdings Inc Class A	New	2.57%
Virtus NFJ Global Sustainability Fu..	Crown Castle Inc.	New	2.12%
Sarasin Funds ICVC - Global Divide..	Prologis, Inc.	New	1.91%
SEB Global Aktiefond	Host Hotels & Resorts, Inc.	New	1.79%
SEB Fund 1 - Global Climate Oppor..	Klepierre SA	New	1.43%
Delaware Ivy Global Growth Fund	AGNC Investment Corp.	New	1.27%
SEB Fund 1 - Global Climate Oppor..	Equinix, Inc.		1.09%
Threadneedle Specialist Invt. Fds. ..	Crown Castle Inc.	Close	-1.57%
Kempen Global High Dividend Fun..	Sun Hung Kai Properties ..	Close	-1.59%
Sarasin Funds ICVC - Global Divide..	Weyerhaeuser Company	Close	-1.63%
Sarasin Funds ICVC - Global Divide..	Crown Castle Inc.	Close	-1.67%
Hartford Global Impact Fund	Alexandria Real Estate E..	Close	-1.86%
Gabelli Global Growth Fund (The)	American Tower Corporat..	Close	-2.68%
SVS Aubrey Capital Mgmt. Invt. Fu..	Macrotech Developers Ltd.	Close	-2.70%

Country Holding Changes: [Funds Invested Δ] / [Ave Wgt Δ] // Fund Flows, \$

Country	Funds Invested Δ	Ave Wgt Δ	Fund Flows, \$
France	0.57%	0.01%	\$26M
United Kingdom	0.29%	-0.01%	(\$28M)
Thailand	0.29%	0.00%	\$0M
Brazil	0.29%	0.00%	\$1M
South Africa	0.29%	0.00%	\$1M
Vietnam	0.00%	0.00%	\$0M
United Arab Emirates	0.00%	0.00%	(\$1M)
Australia	-0.29%	0.00%	\$4M
Indonesia	-0.29%	0.00%	\$0M
Germany	-0.29%	-0.01%	(\$4M)
China & HK	-0.57%	-0.03%	(\$31M)
Switzerland	-0.57%	0.00%	(\$4M)
Canada	-1.72%	-0.01%	(\$25M)
United States	-1.72%	-0.03%	(\$187M)

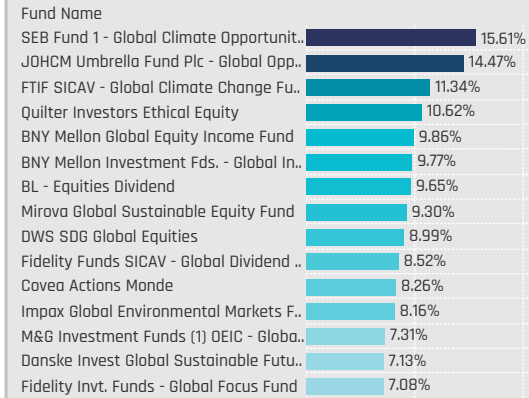
Largest Changes in Fund Country Weight, %

Fund Name	New o..	Country	Change
SEB Fund 1 - Global Climate Opportu..		United States	2.70%
Artisan Global Equity Fund	New	China & HK	2.57%
Virtus NFJ Global Sustainability Fund		United States	1.96%
SEB Fund 1 - Global Climate Opportu..		France	1.62%
Delaware Ivy Global Growth Fund	New	United States	1.27%
LO Funds - Golden Age		United States	1.23%
Steward Global Equity Income Fund		United States	1.12%
BlackRock Strategic Fds. - Systemat..		United States	-1.60%
Candriam Sustainable - Equity World		United States	-1.62%
Sarasin Funds ICVC - Global Dividen..		United States	-2.37%
Hartford Global Impact Fund		United States	-2.52%
Gabelli Global Growth Fund (The)	Close	United States	-2.68%
SVS Aubrey Capital Mgmt. Invt. Fun..	Close	India	-2.70%
SEB Fund 1 - Global Climate Opportu..		China & HK	-4.06%

Largest Fund Level Stock Inflows/Outflows, \$

Fund Name	Stock Name	New..	Flow
First Eagle Global Fund	Equity Residential		\$75M
First Eagle Global Fund	Boston Properties, Inc.		\$29M
Swedbank Robur Aktiefond Pension	Sun Hung Kai Properties ..	New	\$21M
Franklin Mutual Ser. Fds. - Quest Fu..	Vornado Realty Trust		\$21M
SEB Global Aktiefond	Host Hotels & Resorts, Inc.	New	\$18M
Old Westbury Large Cap Strategies..	Simon Property Group, In..		\$16M
SEB Dynamisk Aktiefond	Simon Property Group, In..	New	\$15M
Swedbank Robur Aktiefond Pension	Invitation Homes, Inc.	Close	(\$22M)
American Funds Capital World Gra..	American Tower Corporat..		(\$23M)
Swedbank Robur Kapitalinvest	Samhallsbyggnadsbolag..	Close	(\$33M)
Swedbank Robur Allemansfond Ko..	Castellum AB	Close	(\$41M)
First Eagle Global Fund	Mitsubishi Estate Compa..		(\$42M)
American Funds Capital World Gra..	Americald Realty Trust		(\$75M)
St. James's Place International Eq..	Prologis, Inc.	Close	(\$125M)

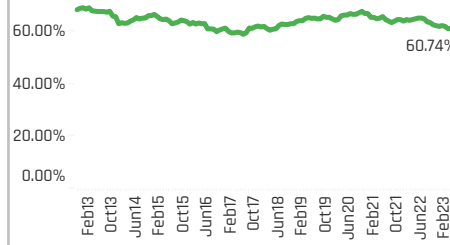
Top Holdings, %



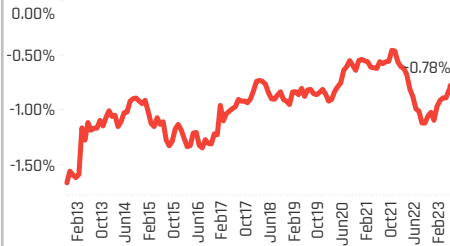
Average Weight: 1.96%



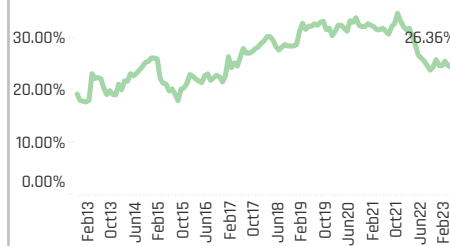
Funds Invested %: 60.74%



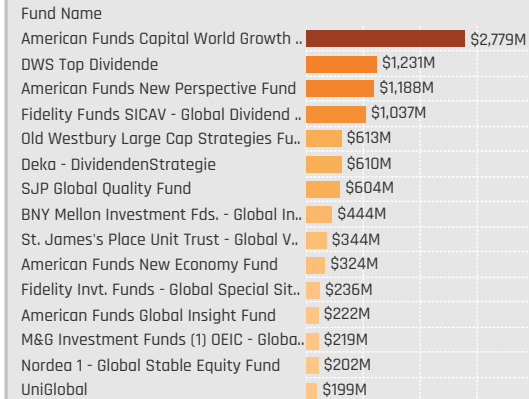
Average Weight vs ACWI: -0.78%



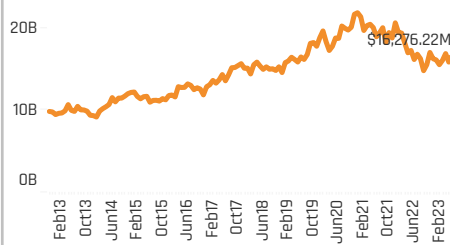
Funds Overweight %: 26.36%



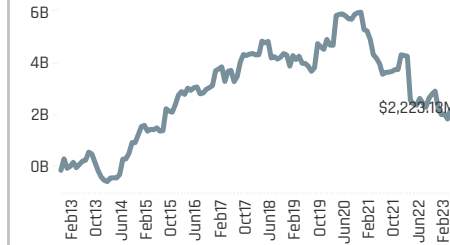
Top Holdings, \$



Combined Fund AUM: \$16.3B



Cumulative Fund Flows: \$2,223M



Aggregate Stock Holdings Data, Ranked by Most Widely Held.

Ticker	Stock Name	Funds Invested %	Average Weight	Vs Benchmark	Fund AUM, \$
NEE-US	NextEra Energy, Inc.	15.19%	0.17%	-0.06%	\$1,700M
IBE-ES	Iberdrola SA	12.32%	0.12%	-0.02%	\$1,285M
EXC-US	Exelon Corporation	9.74%	0.08%	0.02%	\$447M
ENEL-IT	Enel SpA	8.88%	0.07%	-0.01%	\$1,025M
SSE-GB	SSE plc	8.31%	0.09%	0.04%	\$363M
ORSTED-DK	Orsted	7.45%	0.09%	0.06%	\$756M
SRE-US	Sempra Energy	7.16%	0.05%	-0.02%	\$747M
NG-GB	National Grid plc	7.16%	0.07%	-0.01%	\$549M
ENGI-FR	ENGIE SA.	7.16%	0.04%	-0.01%	\$770M
ED-US	Consolidated Edison, Inc.	6.88%	0.04%	-0.01%	\$109M
AWK-US	American Water Works Comp..	6.88%	0.07%	0.03%	\$255M
PEG-US	Public Service Enterprise Grou..	6.59%	0.04%	-0.01%	\$363M
EIX-US	Edison International	6.59%	0.02%	-0.01%	\$564M
LNG-US	Cheniere Energy, Inc.	6.30%	0.04%	-0.02%	\$150M
EOAN-DE	E.ON SE	6.02%	0.05%	0.00%	\$643M

Top Stock Holdings, %

Fund Name	Ticker	Stock Name	Weight
DWS SDG Global Equities	VIE-FR	Veolia Environnement ..	4.56%
Ariel Global Fund	ELE-ES	Endesa S.A.	4.23%
BL - Equities Dividend	NG-GB	National Grid plc	4.17%
JOHCM Umbrella Fund Plc - Global Opp..	SRE-US	Sempra Energy	3.90%
Goldman Sachs Funds III - Global Equit..	AWK-US	American Water Work..	3.69%
FTIF SICAV - Global Climate Change Fu..	533098-IN	NHPC Limited	3.69%
Baillie Gifford Investment Funds ICVC - ..	ORSTED-DK	Orsted	3.62%
Wasatch Global Value Fund	DUK-US	Duke Energy Corporati..	3.45%
Mirova Global Sustainable Equity Fund	IBE-ES	Iberdrola SA	3.41%
Wasatch Global Value Fund	EXC-US	Exelon Corporation	3.35%
Sanlam Universal Fds. Plc - Sustainabl..	SSE-GB	SSE plc	3.34%
BL - Equities Dividend	UU-GB	United Utilities Group ..	3.32%
Wellington Mgmt. Funds (IE) Plc - Dura..	BWXT-US	BWX Technologies, Inc.	3.14%
Fidelity Funds SICAV - Global Dividend ..	IBE-ES	Iberdrola SA	3.13%
FTIF SICAV - Global Climate Change Fu..	SSE-GB	SSE plc	3.11%

Aggregate Country Holdings: [Ave Wgt] / [vs ACWI] / [Funds Invested]

Country	Ave Wgt	Vs ACWI	Funds Invested
United States	0.88%	-0.65%	47.85%
United Kingdom	0.22%	0.07%	21.20%
Spain	0.17%	0.01%	18.05%
France	0.12%	0.03%	12.61%
Italy	0.11%	0.00%	15.75%
Germany	0.10%	0.01%	12.03%
Denmark	0.09%	0.05%	7.45%
Canada	0.06%	-0.03%	11.75%
China & HK	0.06%	-0.10%	13.47%
Japan	0.03%	-0.02%	8.88%
India	0.02%	-0.05%	3.44%
Brazil	0.02%	-0.03%	4.30%
Portugal	0.02%	0.01%	5.16%
Austria	0.01%	0.01%	3.15%
Australia	0.01%	0.00%	1.15%

Top Country Holdings, %

Fund Name	Country	Weight
JOHCM Umbrella Fund Plc - Global Opp..	United States	14.47%
BL - Equities Dividend	United Kingdom	9.65%
Covea Actions Monde	United States	7.38%
Wasatch Global Value Fund	United States	6.79%
BNY Mellon Global Equity Income Fund	United States	6.08%
BNY Mellon Investment Fds. - Global In..	United States	6.02%
T Rowe Price Global Value Equity Fund	United States	6.01%
Voya Global High Dividend Low Volatilit..	United States	5.97%
Wellington Mgmt. Fds. (LU) - Global Op..	United States	5.46%
UniValueFonds: Global	United States	5.04%
DWS SDG Global Equities	France	4.56%
SEB Fund 1 - Global Climate Opportunit..	United Kingdom	4.46%
DWS Top Dividende	United States	4.34%
Ariel Global Fund	Spain	4.23%
HSBC GIF - Global Equity Volatility Focu..	United States	4.00%

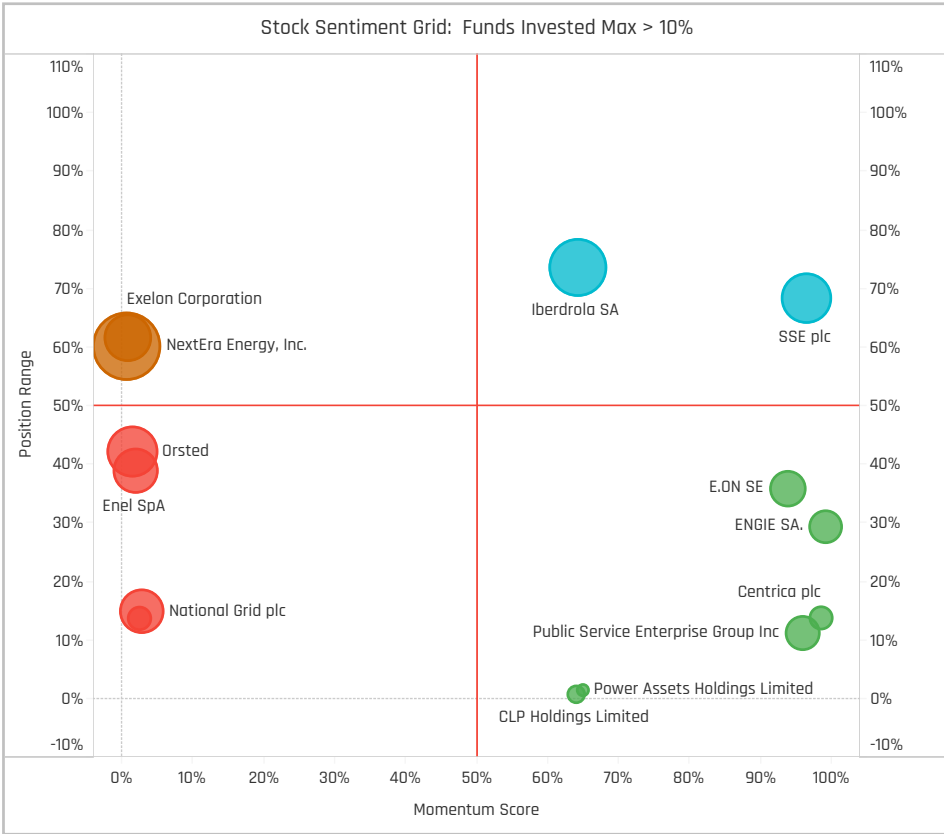
Top Stock Holdings, \$

Fund Name	Ticker	Stock Name	Value
American Funds Capital World Growth ..	IBE-ES	Iberdrola SA	\$388M
American Funds New Perspective Fund	SRE-US	Sempra Energy	\$386M
Fidelity Funds SICAV - Global Dividend ..	IBE-ES	Iberdrola SA	\$381M
American Funds New Perspective Fund	AES-US	AES Corporation	\$374M
DWS Top Dividende	WEC-US	WEC Energy Group Inc	\$343M
American Funds Capital World Growth ..	DTE-US	DTE Energy Company	\$328M
American Funds Capital World Growth ..	PCG-US	PG&E Corporation	\$322M
American Funds Capital World Growth ..	EOAN-DE	E.ON SE	\$321M
Fidelity Funds SICAV - Global Dividend ..	NG-GB	National Grid plc	\$286M
DWS Top Dividende	NEE-US	NextEra Energy, Inc.	\$265M
American Funds New Perspective Fund	ENGI-FR	ENGIE SA.	\$264M
American Funds Capital World Growth ..	ENGI-FR	ENGIE SA.	\$261M
Old Westbury Large Cap Strategies Fu..	NEE-US	NextEra Energy, Inc.	\$242M
American Funds New Economy Fund	PCG-US	PG&E Corporation	\$224M
St. James's Place Unit Trust - Global V..	EIX-US	Edison International	\$224M

Largest Changes in Fund Weight, %

Fund Name	New or C..	Change
Delaware Ivy Global Growth Fund	New	2.34%
FTIF SICAV - Global Climate Cha..		2.20%
JPMorgan Investment Funds - G..		2.19%
BNY Mellon Global Equity Incom..		1.95%
UniValueFonds: Global		1.93%
JOHCM Umbrella Fund Plc - Glob..		1.83%
BNY Mellon Investment Fds. - Gl..		1.59%
William Blair Global Leaders Fun..	Close	-1.56%
BlackRock Global Dividend Portf..	Close	-1.68%
Artisan Global Opportunities Fu..		-2.30%
AB Sustainable Global Thematic..		-2.88%
Fidelity Inv. Trust - Worldwide F..	Close	-2.91%
Artemis Global Income Fund		-3.10%
Castle Focus Fund	Close	-3.22%

Ave Wgt Δ	Funds Invested Δ	Fund Flows, \$	Av Wgt vs ACWI Δ	Funds O/W % Δ
-0.12%	-1.15%	(\$10M)	0.31%	1.72%



Aggregate Stock Holdings Changes

Ticker	Stock Name	Funds Invested % Δ	Average Weight Δ	Fund Flows, \$
PCG-US	PG&E Corporation	1.15%	0.00%	(\$114M)
BLX-CA	Boralex Inc. Class A	0.86%	0.00%	\$5M
CWEN-US	Clearway Energy, Inc. Class C	0.86%	0.00%	\$4M
CNA-GB	Centrica plc	0.86%	0.00%	\$1M
9502-JP	Chubu Electric Power Compan..	0.86%	0.00%	\$5M
VIE-FR	Veolia Environnement SA	0.86%	0.02%	\$114M
ENGI-FR	ENGIE SA.	0.86%	0.02%	\$110M
NRG-US	NRG Energy, Inc.	-1.15%	-0.01%	(\$148M)
CEG-US	Constellation Energy Corporati..	-1.15%	-0.01%	(\$67M)
EXC-US	Exelon Corporation	-1.15%	-0.01%	(\$105M)
SRE-US	Sempra Energy	-1.43%	0.00%	\$97M
ENEL-IT	Enel SpA	-1.43%	0.00%	(\$64M)
D-US	Dominion Energy Inc	-1.43%	-0.02%	(\$25M)
916-HK	China Langyuan Power Group ..	-1.43%	-0.01%	(\$3M)

Largest Fund Flows, \$

Fund Name	New or Cl..	Flow
SJP Global Quality Fund		\$183M
BNY Mellon Investment Fds. - G..		\$123M
Fidelity Funds SICAV - Global Di..		\$99M
JPMorgan Investment Funds - ..		\$77M
JPMorgan Funds - Global Focus..		\$72M
JPMorgan Investment Funds - ..		\$67M
Old Westbury Large Cap Strate..		\$57M
Artisan Global Opportunities Fu..		(\$44M)
AB Sustainable Global Themat..		(\$44M)
Fidelity Series Intrinsic Opportu..		(\$59M)
Fidelity Inv. Trust - Worldwide F..	Close	(\$59M)
American Funds New Economy ..		(\$61M)
DWS Top Dividende		(\$83M)
American Funds Capital World ..		(\$401M)

Largest Fund Level Changes in Stock Weight, %

Fund Name	Stock Name	New ..	Change
abrdn Dynamic Dividend Fund	ENGIE SA.	New	2.68%
Premier Miton Global Sustainable ..	Veolia Environnement SA	New	2.14%
BNY Mellon Global Equity Income F..	Veolia Environnement SA	New	2.01%
BNY Mellon Investment Fds. - Glob..	Veolia Environnement SA	New	2.00%
Uni 21. Jahrhundert -net-	Sempra Energy	New	1.86%
FTIF SICAV - Global Climate Chang..	SSE plc		1.63%
Danske Invest Global Sustainable ..	SSE plc		1.57%
BlackRock Global Dividend Portfolio	EDP-Energias de Portuga..	Close	-1.68%
abrdn Dynamic Dividend Fund	Enel SpA	Close	-1.72%
Artisan Global Opportunities Fund	NextEra Energy, Inc.		-2.30%
AB Sustainable Global Thematic F..	NextEra Energy, Inc.	Close	-2.51%
Fidelity Inv. Trust - Worldwide Fund	Constellation Energy Cor..	Close	-2.74%
Artemis Global Income Fund	RWE AG	Close	-3.01%
Castle Focus Fund	Dominion Energy Inc	Close	-3.22%

Country Holding Changes: [Funds Invested Δ] / [Ave Wgt Δ] // Fund Flows, \$

Country	Weight Change	Flow
United Kingdom	1.15%	\$78M
France	0.57%	\$216M
India	0.29%	\$52M
Turkey	0.29%	\$0M
Switzerland	0.29%	\$0M
Israel	0.29%	\$1M
Bermuda	0.29%	\$8M
Germany	-0.29%	\$22M
Spain	-0.57%	(\$127M)
Sweden	-0.57%	\$0M
Portugal	-0.57%	(\$18M)
Denmark	-0.86%	(\$4M)
Brazil	-0.86%	(\$4M)
Italy	-0.86%	(\$58M)

Largest Changes in Fund Country Weight, %

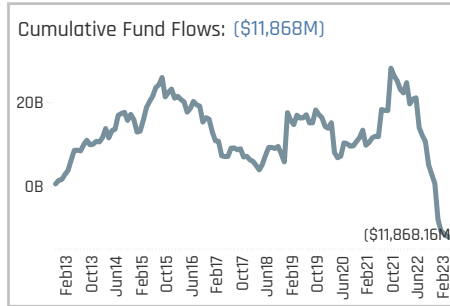
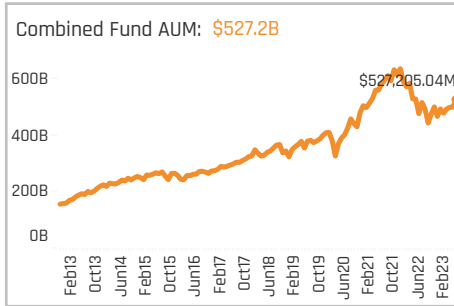
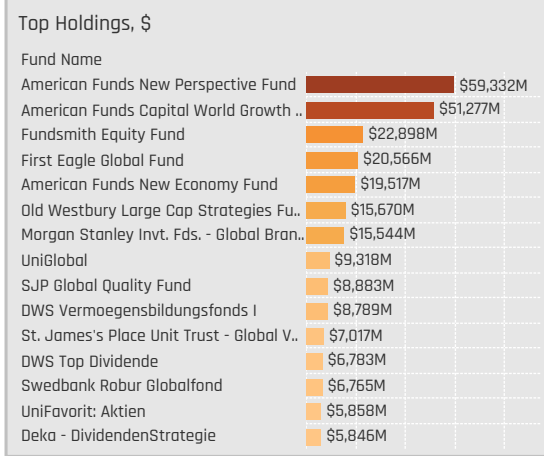
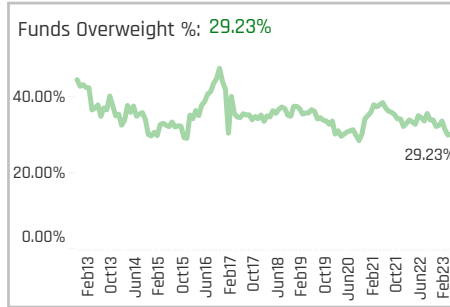
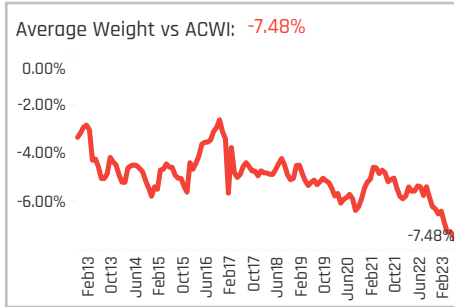
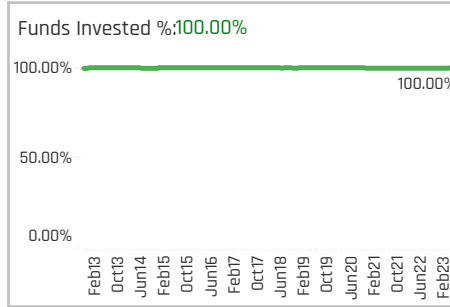
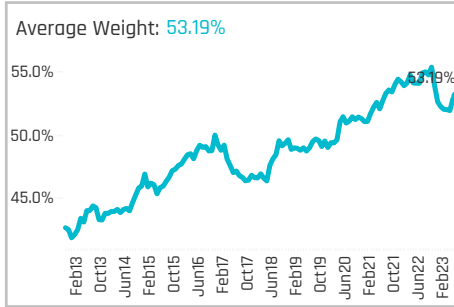
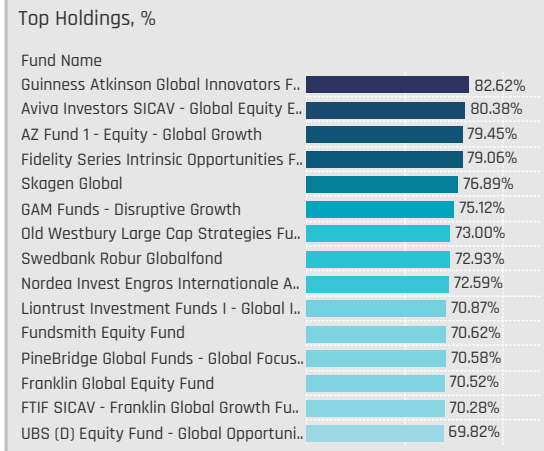
Fund Name	New o..	Country	Change
abrdn Dynamic Dividend Fund	New	France	2.68%
Premier Miton Global Sustainable G..	New	France	2.14%
BNY Mellon Global Equity Income Fu..	New	France	2.01%
BNY Mellon Investment Fds. - Global..	New	France	2.00%
UniValueFonds: Global		United States	1.93%
JOHCM Umbrella Fund Plc - Global O..		United States	1.83%
FTIF SICAV - Global Climate Change ..		United Kingdom	1.63%
BlackRock Global Dividend Portfolio	Close	Portugal	-1.68%
abrdn Dynamic Dividend Fund	Close	Italy	-1.72%
Artisan Global Opportunities Fund		United States	-2.30%
Fidelity Inv. Trust - Worldwide Fund	Close	United States	-2.74%
AB Sustainable Global Thematic Fun..		United States	-2.76%
Artemis Global Income Fund	Close	Germany	-3.01%
Castle Focus Fund	Close	United States	-3.22%

Largest Fund Level Stock Inflows/Outflows, \$

Fund Name	Stock Name	New..	Flow
SJP Global Quality Fund	CMS Energy Corporation	New	\$98M
DWS Top Dividende	Enel SpA		\$94M
BNY Mellon Investment Fds. - Glob..	Veolia Environnement SA	New	\$92M
SJP Global Quality Fund	Sempra Energy		\$79M
SJP Global Quality Fund	Public Service Enterprise ..		\$74M
UniFavorit: Aktien	Atmos Energy Corporation	New	\$69M
SJP Global Quality Fund	Exelon Corporation		\$68M
American Funds Capital World Gro..	NextEra Energy, Inc.		(\$70M)
UniFavorit: Aktien	NextEra Energy, Inc.	Close	(\$78M)
American Funds Capital World Gro..	Endesa S.A.	Close	(\$89M)
American Funds Capital World Gro..	Enel SpA		(\$100M)
St. James's Place Unit Trust - Glob..	NRG Energy, Inc.	Close	(\$105M)
DWS Top Dividende	NextEra Energy, Inc.		(\$136M)
American Funds Capital World Gro..	Exelon Corporation	Close	(\$147M)

Country Profiles



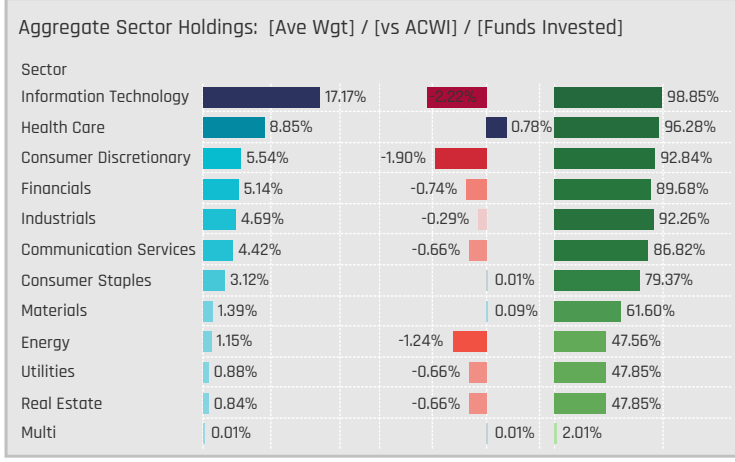


Aggregate Stock Holdings Data, Ranked by Most Widely Held.

Ticker	Stock Name	Funds Invested %	Average Weight	Vs Benchmark	Fund AUM, \$
MSFT-US	Microsoft Corporation	75.07%	3.42%	-0.36%	\$37,558M
GOOGL-US	Alphabet Inc. Class A	50.43%	1.24%	0.11%	\$10,678M
UNH-US	UnitedHealth Group In corpora..	46.70%	0.78%	0.08%	\$8,028M
AMZN-US	Amazon.com, Inc.	45.56%	1.17%	-0.69%	\$10,125M
V-US	Visa Inc. Class A	45.27%	0.99%	0.37%	\$9,758M
AAPL-US	Apple Inc.	42.69%	1.57%	-3.25%	\$13,530M
MA-US	Mastercard Incorporated Clas..	38.97%	0.77%	0.23%	\$5,876M
TMO-US	Thermo Fisher Scientific Inc.	36.39%	0.55%	0.23%	\$5,854M
MRK-US	Merck & Co., Inc.	34.38%	0.50%	0.05%	\$3,142M
NVDA-US	NVIDIA Corporation	33.52%	0.91%	-0.69%	\$8,172M
ADBE-US	Adobe Incorporated	32.38%	0.54%	0.19%	\$3,887M
ACN-US	Accenture Plc Class A	31.52%	0.44%	0.14%	\$3,702M
META-US	Meta Platforms Inc. Class A	30.95%	0.71%	-0.29%	\$11,725M
JPM-US	JPMorgan Chase & Co.	30.66%	0.43%	-0.22%	\$5,656M
JNJ-US	Johnson & Johnson	29.51%	0.42%	-0.25%	\$3,406M

Top Stock Holdings, %

Fund Name	Ticker	Stock Name	Weight
Invesco Global Inv. Ser. - Global Focus ..	META-US	Meta Platforms Inc. Cl..	13.15%
Mundoval Fund	MA-US	Mastercard In corporat..	11.28%
UBS (D) Equity Fund - Global Opportuni..	MSFT-US	Microsoft Corporation	11.06%
Mundoval Fund	AAPL-US	Apple Inc.	11.04%
MassMutual Premier Global Fund	GOOGL-US	Alphabet Inc. Class A	10.97%
Davis Global Fund	META-US	Meta Platforms Inc. Cl..	10.86%
Morgan Stanley Inv. Fds. - Global Bran..	MSFT-US	Microsoft Corporation	10.72%
Morgan Stanley Inv. Fds. - Global Opp..	UBER-US	Uber Technologies, Inc.	10.31%
AZ Fund 1 - Equity - Global Growth	AAPL-US	Apple Inc.	9.89%
Castle Focus Fund	BRK.B-US	Berkshire Hathaway I..	9.88%
GAM Funds - Disruptive Growth	MSFT-US	Microsoft Corporation	9.84%
Fundsmith Equity Fund	MSFT-US	Microsoft Corporation	9.79%
GAM Star Fund Plc - Worldwide Equity	MSFT-US	Microsoft Corporation	9.68%
Polen Global Growth Fund	MSFT-US	Microsoft Corporation	9.67%
Ninety One Glb. Strat. Fd. - Global Quali..	V-US	Visa Inc. Class A	9.64%



Top Sector Holdings, %

Fund Name	Sector	Weight
Guinness Atkinson Global Innovators F..	Information Technology	49.21%
GAM Funds - Disruptive Growth	Information Technology	48.23%
Polen Global Growth Fund	Information Technology	42.06%
GAM Star Fund Plc - Worldwide Equity	Information Technology	41.66%
Artisan Global Discovery Fund	Information Technology	39.07%
AZ Fund 1 - Equity - Global Growth	Information Technology	34.34%
FTIF SICAV - Franklin Global Growth Fu..	Information Technology	34.02%
PGIM Jennison Global Opportunities Fu..	Information Technology	33.92%
Baron Global Advantage Fund	Information Technology	33.71%
Liontrust Investment Funds I - Global I..	Information Technology	33.44%
Virtus NFJ Global Sustainability Fund	Information Technology	32.93%
UBS (D) Equity Fund - Global Opportuni..	Information Technology	32.65%
Ninety One Glb. Strat. Fd. - Global Fran..	Information Technology	32.07%
Swedbank Robur Globalfond	Information Technology	31.90%
DWS Global Growth	Information Technology	31.78%

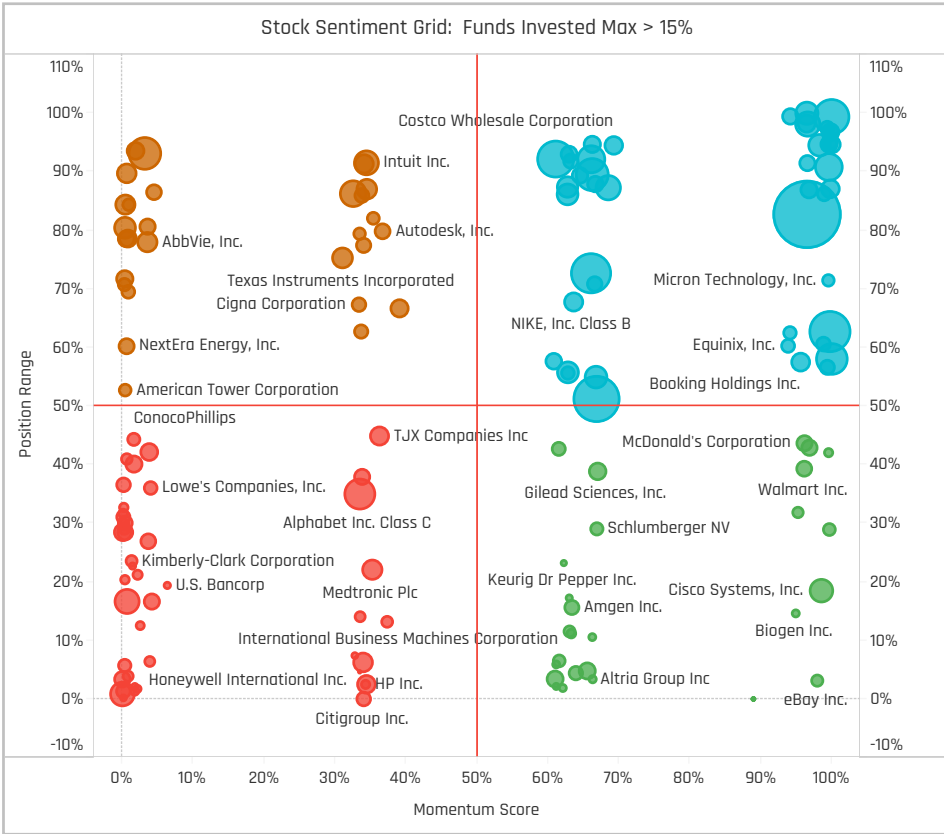
Top Stock Holdings, \$

Fund Name	Ticker	Stock Name	Value
American Funds New Perspective Fund	MSFT-US	Microsoft Corporation	\$5,621M
American Funds Capital World Growth ..	AVGO-US	Broadcom Inc.	\$4,250M
American Funds Capital World Growth ..	MSFT-US	Microsoft Corporation	\$3,871M
Fundsmith Equity Fund	MSFT-US	Microsoft Corporation	\$3,174M
American Funds New Perspective Fund	TSLA-US	Tesla Inc	\$2,945M
American Funds New Perspective Fund	META-US	Meta Platforms Inc. Clas..	\$2,915M
Morgan Stanley Inv. Fds. - Global Bran..	MSFT-US	Microsoft Corporation	\$2,390M
American Funds New Perspective Fund	AVGO-US	Broadcom Inc.	\$2,372M
American Funds Capital World Growth ..	UNH-US	UnitedHealth Group Inco..	\$1,979M
American Funds New Perspective Fund	LLY-US	Eli Lilly and Company	\$1,894M
American Funds Capital World Growth ..	PM-US	Philip Morris Internation..	\$1,725M
First Eagle Global Fund	ORCL-US	Oracle Corporation	\$1,720M
Fundsmith Equity Fund	IDXX-US	IDEXX Laboratories, Inc.	\$1,686M
Fundsmith Equity Fund	SYK-US	Stryker Corporation	\$1,674M
American Funds Capital World Growth ..	LLY-US	Eli Lilly and Company	\$1,577M

Largest Changes in Fund Weight, %

Fund Name	New or C..	Change
DWS Concept DJE Globale Aktien		10.37%
Davis Global Fund		9.71%
Baillie Gifford Investment Funds..		9.19%
DWS Global Growth		8.84%
Swedbank Robur Globalfond		8.42%
Invesco Global Inv. Ser. - Global..		8.01%
Ninety One Glob. Strat. Fd. - Glob..		7.73%
Covea Actions Monde		-6.41%
Templeton Growth Fund Inc.		-6.62%
BNY Mellon Investment Fds. - Gl..		-6.80%
Causeway Global Value Fund		-7.88%
Delaware Ivy Global Growth Fund		-8.22%
Castle Focus Fund		-9.95%
Delaware Global Value Equity Fu..		-13.89%

Ave Wgt Δ	Funds Invested Δ	Fund Flows, \$	Av Wgt vs ACWI Δ	Funds O/W % Δ
0.47%	0.29%	(\$4,203M)	-0.98%	-3.44%



Aggregate Stock Holdings Changes

Ticker	Stock Name	Funds Invested % Δ	Average Weight Δ	Fund Flows, \$
NFLX-US	Netflix, Inc.	4.01%	0.06%	(\$65M)
CAT-US	Caterpillar Inc.	4.01%	0.02%	\$442M
GEHC-US	GE Healthcare Technologies Inc.	3.44%	0.02%	\$890M
NVDA-US	NVIDIA Corporation	3.44%	0.53%	\$51M
DE-US	Deere & Company	2.58%	-0.04%	(\$255M)
META-US	Meta Platforms Inc. Class A	2.29%	0.41%	\$346M
FCX-US	Freeport-McMoRan, Inc.	2.29%	0.01%	\$34M
CVX-US	Chevron Corporation	-2.58%	-0.05%	(\$150M)
CVS-US	CVS Health Corporation	-2.58%	-0.07%	(\$327M)
WFC-US	Wells Fargo & Company	-2.87%	-0.04%	(\$535M)
PFE-US	Pfizer Inc.	-3.44%	-0.11%	(\$248M)
JNJ-US	Johnson & Johnson	-3.44%	-0.12%	(\$388M)
SIVBQ-US	SVB Financial Group	-5.73%	-0.07%	(\$282M)
FRCB-US	First Republic Bank	-7.74%	-0.10%	(\$387M)

Largest Fund Flows, \$

Fund Name	New or Cl..	Flow
SJP Global Quality Fund		\$1,125M
St. James's Place Unit Trust - G..		\$1,105M
Swedbank Robur Globalfond		\$666M
UniGlobal		\$508M
Guinness Asset Mgmt. Fund Plc..		\$502M
UniNachhaltig Aktien Global		\$459M
UniGlobal - net -		\$363M
DWS Top Dividende		(\$563M)
Fidelity Series Intrinsic Opportu..		(\$566M)
American Funds New Perspecti..		(\$573M)
St. James's Place International..		(\$776M)
Old Westbury Large Cap Strate..		(\$1,022M)
First Eagle Global Fund		(\$1,198M)
American Funds Capital World ..		(\$1,646M)

Largest Fund Level Changes in Stock Weight, %

Fund Name	Stock Name	New ..	Change
Davis Global Fund	Meta Platforms Inc. Class..		6.80%
Invesco Global Inv. Ser. - Global F..	Meta Platforms Inc. Class..		6.22%
Janus Henderson Global Equity Fu..	Marathon Petroleum Cor..	New	5.57%
PGIM Jennison Global Opportuniti..	NVIDIA Corporation		5.29%
Covea Actions Monde	Microsoft Corporation		5.09%
DWS Global Growth	Apple Inc.		4.97%
JPMorgan Funds - Global Growth F..	Meta Platforms Inc. Class..	New	4.89%
Janus Henderson Global Equity Fu..	Berkshire Hathaway Inc. ..	Close	-4.11%
Baron Global Advantage Fund	Amazon.com, Inc.	Close	-4.13%
RBC Funds (Lux) - Global Equity Fa..	Charles Schwab Corp	Close	-4.39%
Longleaf Partners Global Fund	Lumen Technologies, Inc.		-4.49%
Delaware Global Value Equity Fund	Lamb Weston Holdings, I..		-4.82%
Artisan Global Equity Fund	Schlumberger NV		-4.90%
Franklin Mutual Ser. Fds. - Quest F..	First Horizon Corporation	Close	-4.90%

Sector Holding Changes: [Funds Invested Δ] / [Ave Wgt Δ] / Fund Flows, \$

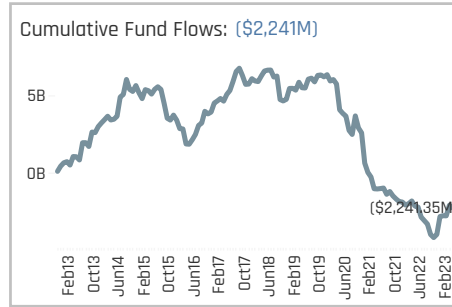
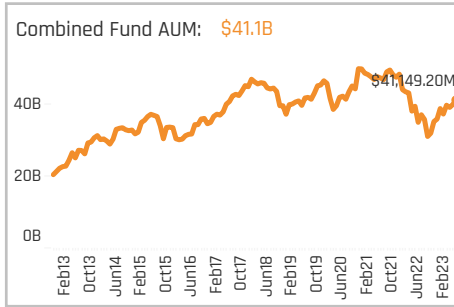
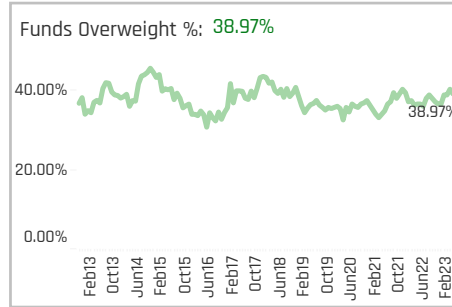
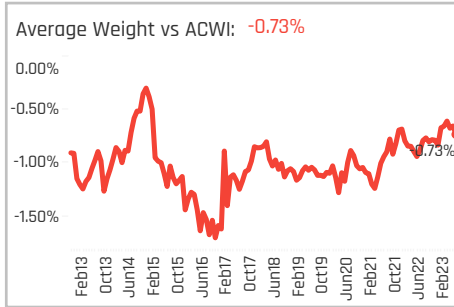
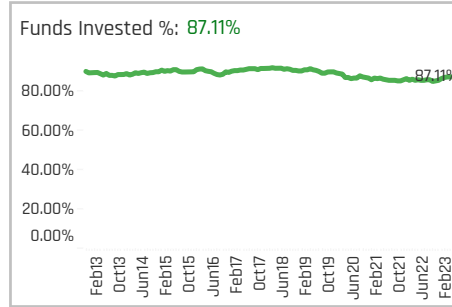
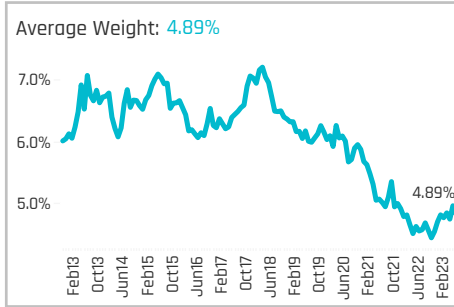
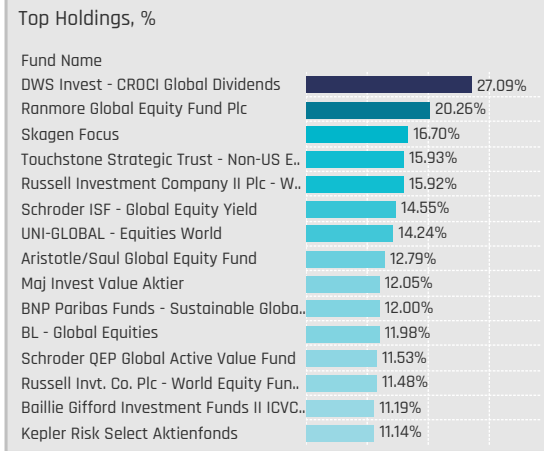
Sector	Funds Invested Δ	Ave Wgt Δ	Fund Flows, \$
Materials	2.01%	0.02%	\$559M
Industrials	1.15%	0.20%	(\$327M)
Communication Services	0.86%	0.69%	\$17M
Energy	0.57%	-0.27%	(\$1,266M)
Consumer Staples	0.57%	-0.40%	(\$229M)
Utilities	0.00%	-0.15%	(\$174M)
Information Technology	0.00%		\$1,555M
Health Care	0.00%	-1.16%	\$36M
Consumer Discretionary	0.00%	0.34%	(\$368M)
Multi	-0.86%	-0.02%	(\$127M)
Real Estate	-1.72%	-0.09%	(\$187M)
Financials	-2.29%	-0.99%	(\$3,691M)

Largest Changes in Fund Sector Weight, %

Fund Name	New o.. Sector	Change
PGIM Jennison Global Opportunities..	Information Technology	13.93%
DWS Concept DJE Globale Aktien	Information Technology	12.31%
Virtus NFJ Global Sustainability Fund	Information Technology	11.85%
DWS Global Growth	Information Technology	10.21%
Liontrust Investment Funds I - Glob..	Information Technology	9.68%
Franklin Mutual Ser. Fds. - Quest Fu..	Health Care	9.65%
Covea Actions Monde	Information Technology	9.57%
Franklin Mutual Ser. Fds. - Quest Fu..	Financials	-7.30%
Liontrust Investment Funds I - Glob..	Financials	-7.81%
Janus Henderson Global Equity Fund	Financials	-7.87%
Delaware Ivy Global Growth Fund	Financials	-8.43%
PGIM Jennison Global Opportunities..	Health Care	-9.12%
Delaware Global Value Equity Fund	Consumer Staples	-9.90%
Janus Henderson Global Equity Fund	Information Technology	-12.72%

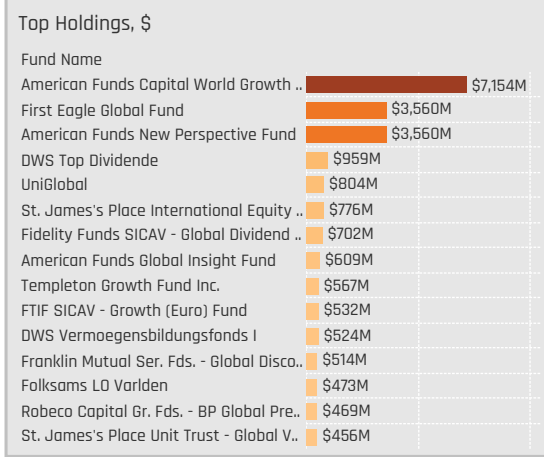
Largest Fund Level Stock Inflows/Outflows, \$

Fund Name	Stock Name	New..	Flow
Morgan Stanley Inv. Fds. - Global ..	Aon Plc Class A	New	\$501M
American Funds New Perspective F..	Salesforce, Inc.	New	\$489M
American Funds Capital World Gro..	GE Healthcare Technologi..	New	\$485M
Swedbank Robur Globalfond	Centene Corporation		\$326M
Morgan Stanley Inv. Fds. - Global ..	CDW Corp.	New	\$311M
UniGlobal	Microsoft Corporation		\$241M
American Funds Capital World Gro..	Intel Corporation	New	\$235M
American Funds Capital World Gro..	PNC Financial Services Gr..		(\$324M)
Scottish Mortgage Investment Trus..	Illumina, Inc.		(\$332M)
Morgan Stanley Inv. Fds. - Global ..	Baxter International Inc.		(\$334M)
American Funds New Perspective F..	Tesla Inc		(\$336M)
First Eagle Global Fund	Oracle Corporation		(\$341M)
American Funds New Perspective F..	JPMorgan Chase & Co.		(\$460M)
First Eagle Global Fund	Exxon Mobil Corporation		(\$571M)



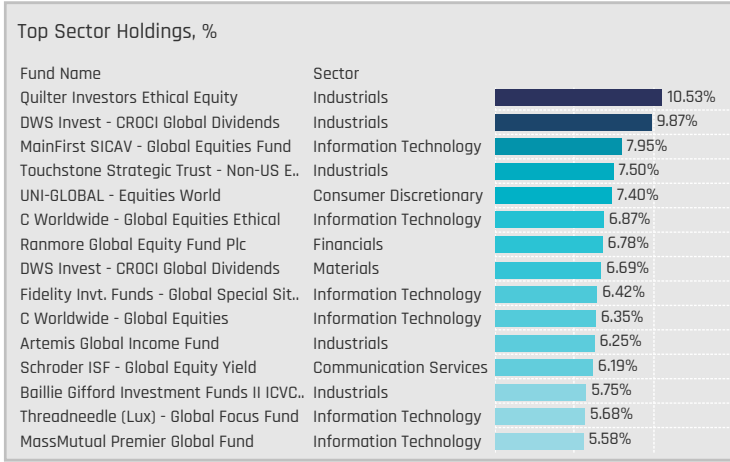
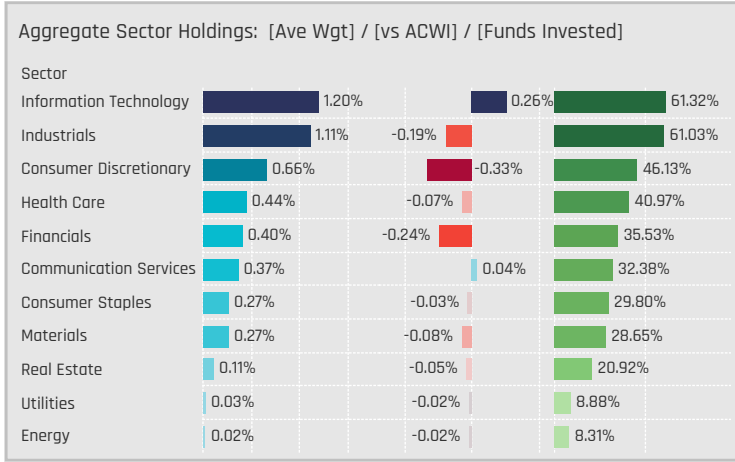
Aggregate Stock Holdings Data, Ranked by Most Widely Held.

Ticker	Stock Name	Funds Invested %	Average Weight	Vs Benchmark	Fund AUM, \$
6861-JP	Keyence Corporation	26.36%	0.39%	0.23%	\$3,402M
6758-JP	Sony Group Corporation	22.64%	0.27%	0.10%	\$2,092M
9432-JP	Nippon Telegraph and Teleph..	20.06%	0.12%	0.07%	\$1,061M
9433-JP	KDDI Corporation	16.33%	0.12%	0.03%	\$813M
4063-JP	Shin-Etsu Chemical Co Ltd	13.47%	0.12%	0.04%	\$1,877M
7741-JP	HOYA CORPORATION	13.18%	0.14%	0.08%	\$731M
8001-JP	Itochu Corporation	12.03%	0.07%	-0.01%	\$305M
7974-JP	Nintendo Co., Ltd.	12.03%	0.08%	-0.01%	\$426M
8316-JP	Sumitomo Mitsui Financial Gr..	11.17%	0.08%	0.01%	\$382M
8035-JP	Tokyo Electron Ltd.	11.17%	0.10%	-0.01%	\$1,497M
4503-JP	Astellas Pharma Inc.	11.17%	0.04%	0.00%	\$257M
4502-JP	Takeda Pharmaceutical Co. Lt..	11.17%	0.07%	-0.01%	\$931M
6367-JP	DAIKIN INDUSTRIES, LTD.	10.89%	0.11%	0.02%	\$1,726M
6098-JP	Recruit Holdings Co., Ltd.	10.32%	0.08%	0.01%	\$1,018M
8306-JP	Mitsubishi UFJ Financial Grou..	9.74%	0.10%	-0.04%	\$456M



Top Stock Holdings, %

Fund Name	Ticker	Stock Name	Weight
MainFirst SICAV - Global Equities Fund	6861-JP	Keyence Corporation	4.29%
Maj Invest Value Aktier	6758-JP	Sony Group Corporati..	4.22%
C Worldwide - Global Equities Ethical	6758-JP	Sony Group Corporati..	4.20%
Sands Capital Funds Plc - Global Growt..	6861-JP	Keyence Corporation	4.00%
Touchstone Strategic Trust - Non-US E..	6758-JP	Sony Group Corporati..	3.99%
Harbor Global Leaders Fund	6861-JP	Keyence Corporation	3.93%
Sands Capital Funds Plc - Global Leade..	6861-JP	Keyence Corporation	3.93%
Maj Invest Value Aktier	9984-JP	SoftBank Group Corp.	3.90%
Aberdeen Std. OEIC II - ASI Global Unco..	6758-JP	Sony Group Corporati..	3.86%
John Hancock Funds II - Global Equity F..	8316-JP	Sumitomo Mitsui Fin..	3.81%
Artemis Global Income Fund	8306-JP	Mitsubishi UFJ Financi..	3.80%
Skagen Focus	6752-JP	Panasonic Holdings C..	3.80%
Waverton Inv. Fds. Plc - Global Equity ..	6501-JP	Hitachi,Ltd.	3.71%
Value Square Fund - Equity World	6201-JP	Toyota Industries Corp.	3.70%
C Worldwide - Global Equities	6758-JP	Sony Group Corporati..	3.67%



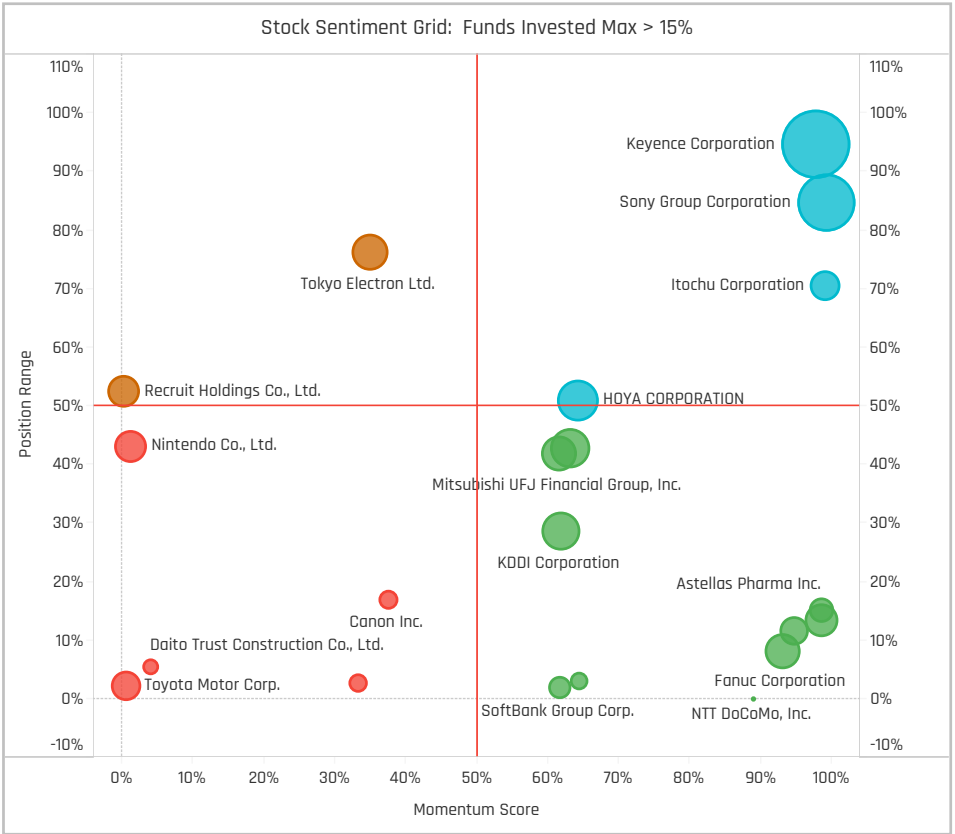
Top Stock Holdings, \$

Fund Name	Ticker	Stock Name	Amount
American Funds Capital World Growth ..	8035-JP	Tokyo Electron Ltd.	\$912M
American Funds New Perspective Fund	4063-JP	Shin-Etsu Chemical Co L..	\$717M
American Funds Capital World Growth ..	4502-JP	Takeda Pharmaceutical ..	\$674M
American Funds Capital World Growth ..	4568-JP	Daiichi Sankyo Company..	\$656M
American Funds New Perspective Fund	6367-JP	DAIKIN INDUSTRIES, LTD.	\$617M
American Funds Capital World Growth ..	6098-JP	Recruit Holdings Co., Ltd.	\$601M
First Eagle Global Fund	6954-JP	Fanuc Corporation	\$473M
American Funds Capital World Growth ..	3382-JP	Seven & I Holdings Co., L..	\$458M
DWS Top Dividende	9432-JP	Nippon Telegraph and T..	\$432M
First Eagle Global Fund	9735-JP	Secom Co., Ltd.	\$428M
American Funds Capital World Growth ..	8031-JP	Mitsui & Co.,Ltd	\$408M
First Eagle Global Fund	8725-JP	MS&AD Insurance Group..	\$398M
American Funds Capital World Growth ..	4063-JP	Shin-Etsu Chemical Co L..	\$382M
American Funds New Perspective Fund	6861-JP	Keyence Corporation	\$377M
American Funds Capital World Growth ..	2802-JP	Ajinomoto Co., Inc.	\$365M

Largest Changes in Fund Weight, %

Fund Name	New or C..	Change
DWS Invest - CROCI Global Divid..		
Premier Miton Global Sustainabl..		4.56%
Threadneedle (Lux) - Global Foc..		3.62%
Covea Actions Monde		3.57%
JOHCM Umbrella Fund Plc - Glob..	New	3.42%
Fonditalia - Equity Global High D..		3.08%
Delaware Ivy Global Growth Fund		2.87%
FTIF SICAV - Global Climate Cha..		-2.27%
JPMorgan Investment Funds - G..		-2.33%
Kempen Global High Dividend Fu..		-2.64%
Baillie Gifford Investment Funds..		-2.95%
Steward Global Equity Income F..	Close	-3.59%
Lazard Glb. Active Fds. Plc - Glob..		-3.94%
Robeco Capital Gr. Fds. - QI Glob..		-3.97%

Ave Wgt Δ	Funds Invested Δ	Fund Flows, \$	Av Wgt vs ACWI Δ	Funds O/W % Δ
0.17%	0.57%	\$472M	0.10%	2.29%



Aggregate Stock Holdings Changes

Ticker	Stock Name	Funds Invested % Δ	Average Weight Δ	Fund Flows, \$
4063-JP	Shin-Etsu Chemical Co Ltd	2.29%	0.04%	\$269M
2502-JP	Asahi Group Holdings,Ltd.	1.72%	0.02%	\$113M
9147-JP	NIPPON EXPRESS HOLDINGS,IN..	1.15%	0.00%	\$2M
9983-JP	FAST RETAILING CO., LTD.	1.15%	0.01%	\$144M
4568-JP	Daiichi Sankyo Company, Limit..	1.15%	0.01%	\$43M
3092-JP	ZOZO, Inc.	1.15%	0.00%	\$9M
8001-JP	Itchu Corporation	1.15%	0.02%	\$67M
7701-JP	Shimadzu Corporation	-1.15%	0.00%	\$10M
6460-JP	Sega Sammy Holdings Inc.	-1.15%	0.00%	(\$1M)
5334-JP	NGK SPARK PLUG CO., LTD.	-1.15%	0.00%	(\$1M)
7267-JP	Honda Motor Co., Ltd.	-1.43%	0.01%	(\$121M)
7203-JP	Toyota Motor Corp.	-1.43%	-0.01%	(\$122M)
7733-JP	Olympus Corp.	-1.72%	-0.01%	(\$40M)
6098-JP	Recruit Holdings Co., Ltd.	-2.29%	-0.03%	(\$13M)

Largest Fund Flows, \$

Fund Name	New or Cl..	Flow
American Funds Capital World ..		\$461M
UniGlobal		\$376M
American Funds Global Insight ..		\$238M
UniGlobal - net -		\$168M
Swedbank Robur Kapitalinvest	New	\$92M
Robeco Capital Gr. Fds. - BP Glo..		\$73M
Baillie Gifford Investment Fund..		\$71M
BlackRock Global Funds - Syste..		(\$64M)
JPMorgan Investment Funds - ..		(\$72M)
St. James's Place Unit Trust - G..		(\$78M)
First Eagle Global Fund		(\$110M)
SJP Global Quality Fund		(\$116M)
Franklin Mutual Ser. Fds. - Glob..		(\$118M)
American Funds New Perspecti..		(\$371M)

Largest Fund Level Changes in Stock Weight, %

Fund Name	Stock Name	New ..	Change
Artisan Global Equity Fund	Daiichi Sankyo Company,..	New	3.39%
Virtus NFJ Global Sustainability Fu..	MonatoRO Co., Ltd.	New	3.08%
Premier Miton Global Sustainable ..	Shin-Etsu Chemical Co Ltd	New	3.06%
Waverton Invnt. Fds. Plc - Global Eq..	Sumitomo Mitsui Financi..	New	2.27%
Baillie Gifford Investment Funds IC..	DAIKIN INDUSTRIES, LTD.	New	2.21%
JOHCM Umbrella Fund Plc - Global ..	Komatsu Ltd.	New	2.14%
DWS Invest - CROCI Global Dividen..	Astellas Pharma Inc.	New	2.10%
Janus Henderson Global Equity Fu..	Shiseido Company,Limite..	Close	-2.04%
Virtus SGA Global Growth Fund	Recruit Holdings Co., Ltd.	Close	-2.11%
Baillie Gifford Investment Funds II ..	Sumitomo Mitsui Trust H..	Close	-2.11%
Delaware Global Value Equity Fund	Seven & I Holdings Co., Lt..	Close	-2.25%
AB SICAV I - Concentrated Global ..	Recruit Holdings Co., Ltd.	Close	-2.30%
FTIF SICAV - Global Climate Chang..	Toyota Motor Corp.	Close	-2.35%
Touchstone Strategic Trust - Non-..	Panasonic Holdings Corp..	Close	-2.47%

Sector Holding Changes: [Funds Invested Δ] / [Ave Wgt Δ] / Fund Flows, \$

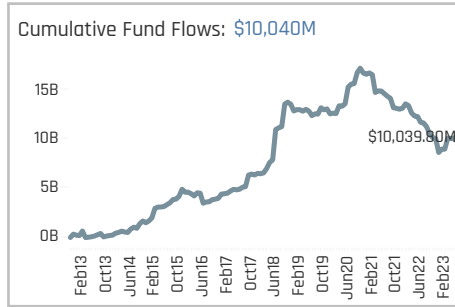
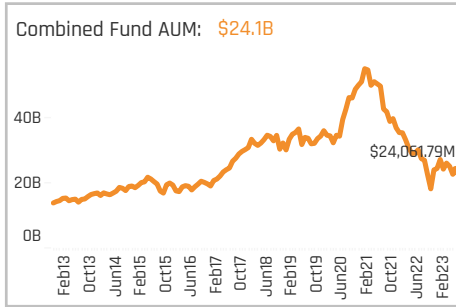
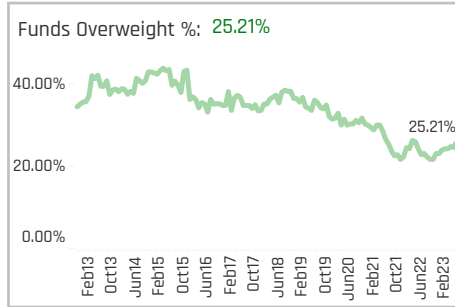
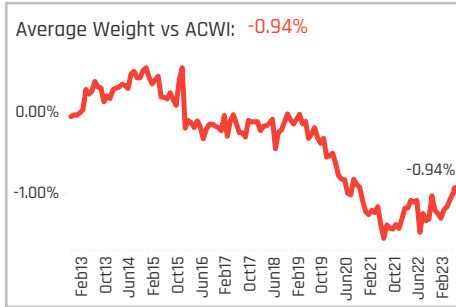
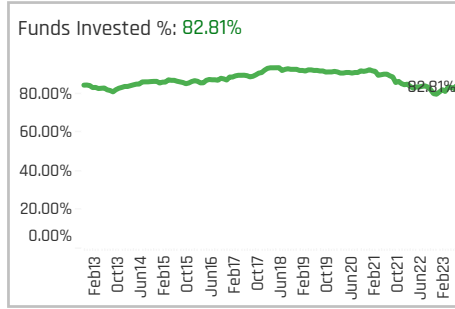
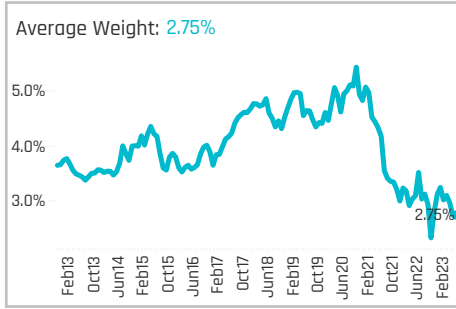
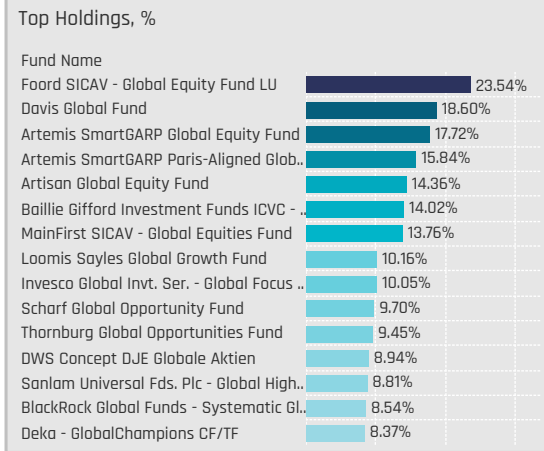
Sector	Change	Flow
Materials	3.15%	(\$17M)
Financials	1.15%	\$205M
Consumer Staples	0.86%	\$231M
Consumer Discretionary	0.86%	(\$269M)
Industrials	0.86%	\$113M
Communication Services	0.29%	\$1M
Real Estate	0.00%	(\$47M)
Multi	0.00%	
Utilities	-0.29%	\$1M
Health Care	-0.57%	\$372M
Energy	-0.86%	(\$12M)
Information Technology	-1.43%	(\$107M)

Largest Changes in Fund Sector Weight, %

Fund Name	New o..	Sector	Change
JOHCM Umbrella Fund Plc - Global O..	New	Industrials	3.42%
Artisan Global Equity Fund	New	Health Care	3.39%
Covea Actions Monde		Industrials	3.14%
Premier Miton Global Sustainable G..	New	Materials	3.06%
DWS Invest - CROCI Global Dividends		Materials	2.62%
Virtus NFJ Global Sustainability Fund		Industrials	2.55%
Waverton Invnt. Fds. Plc - Global Equi..	New	Financials	2.27%
Janus Henderson Global Equity Fund	Close	Consumer Staples	-2.04%
Virtus SGA Global Growth Fund	Close	Information Technology	-2.11%
Baillie Gifford Investment Funds II I..	Close	Financials	-2.11%
Touchstone Strategic Trust - Non-U..	Close	Consumer Discretionary	-2.19%
Kempen Global High Dividend Fund ..	Close	Consumer Discretionary	-2.47%
Delaware Global Value Equity Fund		Consumer Staples	-3.42%
Steward Global Equity Income Fund	Close	Financials	-3.59%

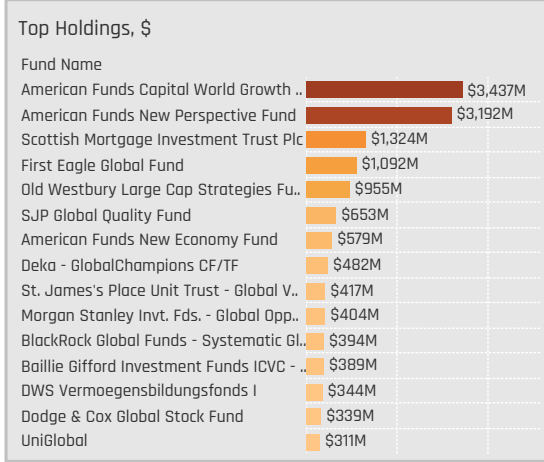
Largest Fund Level Stock Inflows/Outflows, \$

Fund Name	Stock Name	New..	Flow
American Funds Capital World Gra..	Takeda Pharmaceutical Co.,		\$417M
UniGlobal	Shin-Etsu Chemical Co Ltd	New	\$143M
St. James's Place Unit Trust - Glob..	Resona Holdings, Inc.	New	\$133M
American Funds Capital World Gra..	Seven & I Holdings Co., Lt..		\$106M
UniGlobal	FAST RETAILING CO., LTD.	New	\$98M
American Funds Capital World Gra..	Kao Corp.	New	\$96M
UniGlobal	Keyence Corporation		\$68M
SJP Global Quality Fund	Shiseido Company,Limite..	Close	(\$70M)
St. James's Place Unit Trust - Glob..	Honda Motor Co., Ltd.	Close	(\$82M)
Folksams LO Varlden	Toyota Motor Corp.	Close	(\$86M)
St. James's Place Unit Trust - Glob..	Panasonic Holdings Corp..	Close	(\$104M)
Franklin Mutual Ser. Fds. - Global DI..	Renesas Electronics Corp..		(\$105M)
American Funds Capital World Gra..	Sony Group Corporation		(\$144M)
American Funds New Perspective F..	Mitsui & Co.,Ltd		(\$373M)



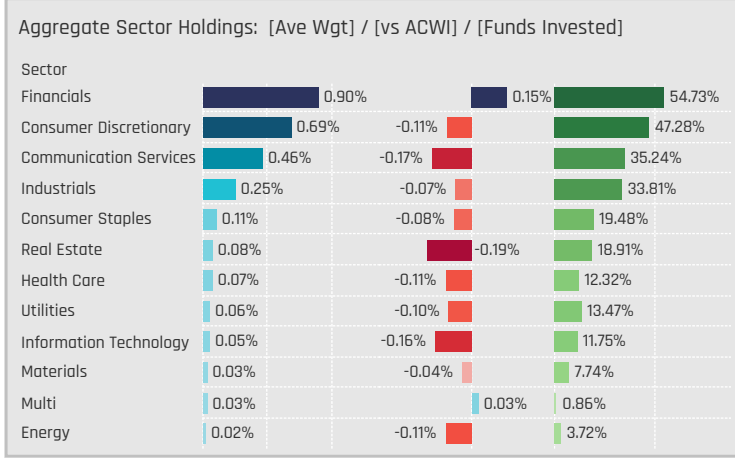
Aggregate Stock Holdings Data, Ranked by Most Widely Held.

Ticker	Stock Name	Funds Invested %	Average Weight	Vs Benchmark	Fund AUM, \$
1299-HK	AIA Group Limited	38.68%	0.61%	0.42%	\$5,894M
700-HK	Tencent Holdings Ltd.	21.78%	0.26%	-0.16%	\$2,345M
9988-HK	Alibaba Group Holding Ltd.	19.77%	0.22%	-0.03%	\$2,120M
3690-HK	Meituan Class B	14.04%	0.07%	-0.05%	\$922M
9618-HK	JD.com, Inc. Class A	10.03%	0.06%	0.01%	\$493M
NTESF-US	NetEase, Inc.	8.31%	0.11%	0.05%	\$1,229M
1-HK	CK Hutchison Holdings Ltd	8.31%	0.03%	0.01%	\$61M
2318-HK	Ping An Insurance (Group) Co..	8.02%	0.08%	0.01%	\$819M
388-HK	Hong Kong Exchanges & Clear..	7.74%	0.04%	-0.03%	\$267M
659-HK	Technion Industries Co., Ltd.	6.59%	0.04%	0.02%	\$506M
1398-HK	Industrial and Commercial Ba..	6.59%	0.02%	-0.03%	\$83M
939-HK	China Construction Bank Corp..	6.30%	0.04%	-0.05%	\$209M
6823-HK	HKT Trust and HKT Ltd	6.02%	0.02%	0.01%	\$90M
288-HK	WH Group Ltd. (HK)	6.02%	0.02%	0.01%	\$26M
1113-HK	CK Asset Holdings Limited	6.02%	0.01%	-0.01%	\$270M



Top Stock Holdings, %

Fund Name	Ticker	Stock Name	Percentage
Eaton Vance Richard Bernstein Equity ..	MCHI-US	iShares MSCI China ET..	7.06%
Ariel Global Fund	BIDU-US	Baidu Inc Sponsored ..	5.77%
Davis Global Fund	2318-HK	Ping An Insurance (Gr..	5.41%
Foord SICAV - Global Equity Fund LU	700-HK	Tencent Holdings Ltd.	4.90%
Holberg Global	2318-HK	Ping An Insurance (Gr..	4.48%
GuardCap UCITS Funds Plc - Global Equ..	YUMC-US	Yum China Holdings, L..	4.47%
Sands Capital Funds Plc - Global Leade..	1299-HK	AIA Group Limited	4.47%
Ninety One Glb. Strat. Fd. - Global Quali..	NTESF-US	NetEase, Inc.	4.44%
RBC Global Opportunities Fund	1299-HK	AIA Group Limited	4.29%
Scharf Global Opportunity Fund	BIDU-US	Baidu Inc Sponsored ..	4.18%
Sanlam Universal Fds. Plc - Global High..	NTESF-US	NetEase, Inc.	4.12%
Invesco Global Invnt. Ser. - Global Equit..	1299-HK	AIA Group Limited	4.06%
Invesco Global Invnt. Ser. - Global Focus ..	700-HK	Tencent Holdings Ltd.	4.04%
Foord SICAV - Global Equity Fund LU	9988-HK	Alibaba Group Holding..	4.00%
Harbor Global Leaders Fund	1299-HK	AIA Group Limited	3.84%



Top Sector Holdings, %

Fund Name	Sector	Percentage
Foord SICAV - Global Equity Fund LU	Consumer Discretionary	14.14%
Davis Global Fund	Financials	9.20%
MainFirst SICAV - Global Equities Fund	Consumer Discretionary	8.00%
Artisan Global Equity Fund	Consumer Discretionary	7.73%
Foord SICAV - Global Equity Fund LU	Communication Services	7.62%
Eaton Vance Richard Bernstein Equity ..	Multi	7.06%
Scharf Global Opportunity Fund	Communication Services	6.88%
Sanlam Universal Fds. Plc - Global High..	Communication Services	6.86%
Artemis SmartGARP Global Equity Fund	Financials	6.55%
GAM Funds - Disruptive Growth	Consumer Discretionary	6.16%
Artemis SmartGARP Paris-Aligned Glob..	Financials	5.84%
Ariel Global Fund	Communication Services	5.77%
Alger Global Focus Fund	Consumer Discretionary	5.73%
Baillie Gifford Investment Funds ICVC - ..	Consumer Discretionary	5.72%
SVS Aubrey Capital Mgmt. Invnt. Funds - ..	Consumer Discretionary	5.44%

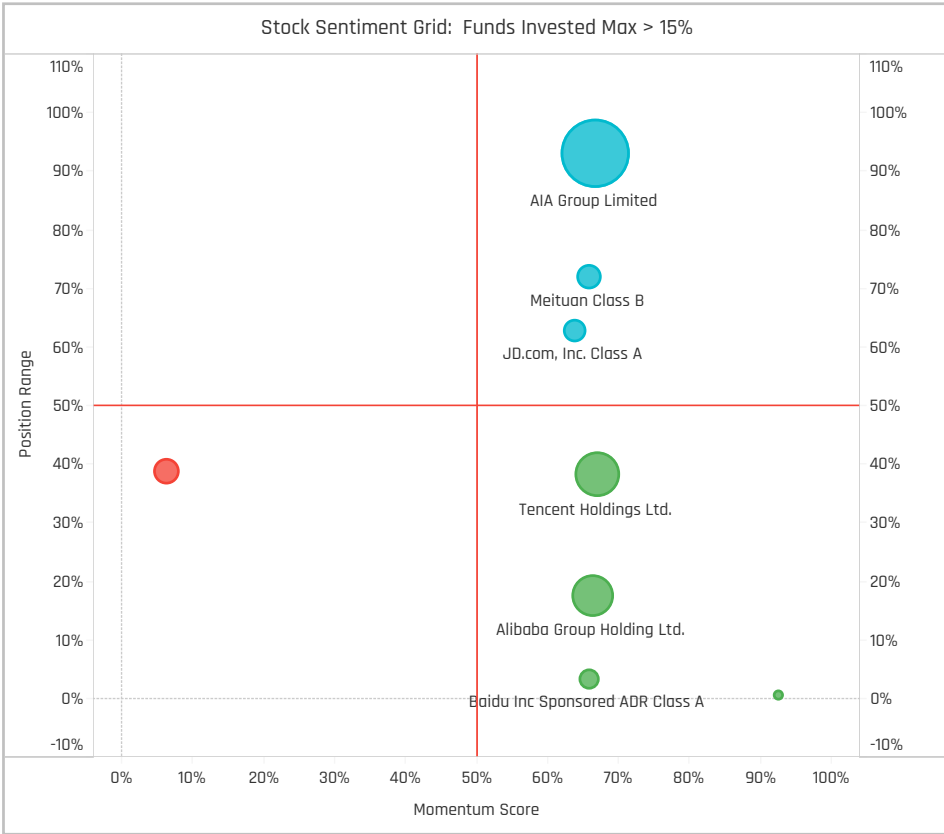
Top Stock Holdings, \$

Fund Name	Ticker	Stock Name	Value
American Funds New Perspective Fund	1299-HK	AIA Group Limited	\$1,452M
American Funds Capital World Growth ..	1299-HK	AIA Group Limited	\$864M
American Funds New Perspective Fund	BGNE-US	BeiGene Ltd Sponsored ..	\$436M
Scottish Mortgage Investment Trust Plc	3690-HK	Meituan Class B	\$400M
American Funds Capital World Growth ..	2318-HK	Ping An Insurance (Grou..	\$399M
American Funds Capital World Growth ..	NTESF-US	NetEase, Inc.	\$397M
Scottish Mortgage Investment Trust Plc	700-HK	Tencent Holdings Ltd.	\$391M
First Eagle Global Fund	J36-SG	Jardine Matheson Holdi..	\$365M
First Eagle Global Fund	9988-HK	Alibaba Group Holding L..	\$364M
American Funds New Perspective Fund	700-HK	Tencent Holdings Ltd.	\$347M
American Funds Capital World Growth ..	600519-C..	Kweichow Moutai Co., Lt..	\$329M
Scottish Mortgage Investment Trust Plc	PDD-US	Pinduoduo, Inc. Sponsor..	\$322M
SJP Global Quality Fund	1299-HK	AIA Group Limited	\$284M
American Funds New Economy Fund	1299-HK	AIA Group Limited	\$276M
Ninety One Glb. Strat. Fd. - Global Fran..	NTESF-US	NetEase, Inc.	\$273M

Largest Changes in Fund Weight, %

Fund Name	New or C..	Change
Janus Henderson Global Equity ..	New	4.08%
Artisan Global Equity Fund		3.69%
Alger Global Focus Fund		3.02%
Delaware Ivy Global Growth Fund		2.88%
Virtus NFJ Global Sustainability ..		2.76%
Fidelity Funds SICAV - Global Th..		2.44%
SVS Aubrey Capital Mgmt. Inv. t..		2.40%
DWS Concept DJE Globale Aktien		-3.40%
Rolinco NV		-3.45%
SEB Fund 1 - Global Climate Opp..		-3.94%
MainFirst SICAV - Global Equitie..		-4.13%
Invesco Global Inv. Ser. - Global..		-5.33%
Davis Global Fund		-6.34%
Baillie Gifford Investment Funds..		-7.09%

Ave Wgt Δ	Funds Invested Δ	Fund Flows, \$	Av Wgt vs ACWI Δ	Funds O/W % Δ
-0.38%	2.01%	\$1,426M	0.29%	2.01%



Aggregate Stock Holdings Changes

Ticker	Stock Name	Funds Invested % Δ	Average Weight Δ	Fund Flows, \$
3690-HK	Meituan Class B	6.59%	-0.02%	\$47M
700-HK	Tencent Holdings Ltd.	2.87%	-0.01%	\$250M
1299-HK	AIA Group Limited	2.29%	-0.10%	\$514M
VIPS-US	Vipshop Holdings Ltd Sponsor..	1.72%	0.01%	\$5M
1211-HK	BYD Company Limited Class H	1.43%	0.01%	\$36M
YUMC-US	Yum China Holdings, Inc.	1.15%	0.00%	\$81M
1099-HK	Sinopharm Group Co., Ltd. Clas..	0.86%	0.00%	\$1M
1919-HK	COSCO SHIPPING Holdings Co., ..	-0.57%	0.00%	(\$1M)
2269-HK	Wuxi Biologics (Cayman) Inc.	-0.57%	-0.01%	(\$10M)
1772-HK	Ganfeng Lithium Group Co., Lt..	-0.86%	-0.01%	(\$4M)
669-HK	Techtronic Industries Co., Ltd.	-0.86%	-0.02%	\$54M
J36-SG	Jardine Matheson Holdings Li..	-1.15%	0.00%	(\$16M)
916-HK	China Longyuan Power Group ..	-1.43%	-0.01%	(\$3M)
823-HK	Link Real Estate Investment Tr..	-2.01%	-0.01%	(\$15M)

Largest Fund Flows, \$

Fund Name	New or Cl..	Flow
UniGlobal	New	\$937M
SJP Global Quality Fund		\$166M
UniGlobal - net -	New	\$148M
UniFavorit: Aktien	New	\$148M
American Funds New Perspecti..		\$142M
Old Westbury Large Cap Strate..		\$122M
St. James's Place Unit Trust - G..		\$112M
Davis Global Fund		(\$21M)
Folksams LO Varlden		(\$23M)
BNP Paribas Funds - Sustainabl..		(\$23M)
American Funds Global Insight ..		(\$54M)
Swedbank Robur Allemansfond..	Close	(\$70M)
Baillie Gifford Investment Fund..		(\$70M)
Dodge & Cox Global Stock Fund		(\$134M)

Largest Fund Level Changes in Stock Weight, %

Fund Name	Stock Name	New ..	Change
Artisan Global Equity Fund	KE Holdings Inc Class A	New	2.57%
SVS Aubrey Capital Mgmt. Inv. t. Fu..	Vipshop Holdings Ltd Sp..	New	2.14%
Janus Henderson Global Equity Fu..	AIA Group Limited	New	1.83%
Virtus NFJ Global Sustainability Fu..	JD.com, Inc. Class A	New	1.82%
SVS Aubrey Capital Mgmt. Inv. t. Fu..	Alibaba Group Holding Lt..	New	1.79%
Uni 21. Jahrhundert -net-	AIA Group Limited	New	1.76%
Alger Global Focus Fund	Trip Com Group Ltd	New	1.73%
Baillie Gifford Investment Funds IC..	Tencent Holdings Ltd.		-2.01%
MainFirst SICAV - Global Equities F..	BYD Company Limited Cl..		-2.05%
Baillie Gifford Investment Funds IC..	Meituan Class B		-2.13%
Artisan Global Equity Fund	Trip Com Group Ltd	Close	-2.14%
MassMutual Premier Global Fund	JD.com, Inc. Class A		-2.39%
Thornburg Global Opportunities Fu..	iShares China Large-Cap ..	Close	-2.76%
Davis Global Fund	JD.com, Inc. Class A		-2.81%

Sector Holding Changes: [Funds Invested Δ] / [Ave Wgt Δ] / Fund Flows, \$

Sector	Weight Change	Flow
Industrials	3.44%	\$98M
Consumer Discretionary	2.87%	\$517M
Communication Services	2.87%	\$307M
Financials	1.72%	\$569M
Energy	0.29%	\$7M
Materials	0.29%	\$8M
Information Technology	0.00%	\$53M
Health Care	0.00%	\$53M
Consumer Staples	0.00%	(\$99M)
Utilities	-0.29%	(\$29M)
Multi	-0.29%	(\$26M)
Real Estate	-0.57%	(\$31M)

Largest Changes in Fund Sector Weight, %

Fund Name	New o.. Sector	Change
SVS Aubrey Capital Mgmt. Inv. t. Fun..	Consumer Discretionary	3.51%
Alger Global Focus Fund	Consumer Discretionary	3.30%
Virtus NFJ Global Sustainability Fund	Consumer Discretionary	3.03%
Artisan Global Equity Fund	Real Estate	2.57%
Ninety One Glb. Strat. Fd. - Global St..	Communication Services	1.89%
Janus Henderson Global Equity Fund	Financials	1.83%
Uni 21. Jahrhundert -net-	Financials	1.76%
MassMutual Premier Global Fund	Consumer Discretionary	-2.31%
Baillie Gifford Investment Funds ICV..	Consumer Discretionary	-2.40%
Foord SICAV - Global Equity Fund LU	Consumer Discretionary	-2.61%
Thornburg Global Opportunities Fund	Multi	-2.76%
Davis Global Fund	Consumer Discretionary	-3.36%
MainFirst SICAV - Global Equities Fu..	Consumer Discretionary	-3.80%
SEB Fund 1 - Global Climate Opportu..	Real Estate	-4.06%

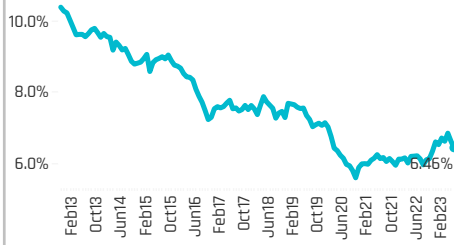
Largest Fund Level Stock Inflows/Outflows, \$

Fund Name	Stock Name	New..	Flow
UniGlobal	AIA Group Limited	New	\$205M
UniGlobal	Tencent Holdings Ltd.	New	\$132M
American Funds Capital World Gra..	Techtronic Industries Co.,...	New	\$111M
St. James's Place Unit Trust - Glob..	Alibaba Group Holding Lt..		\$106M
American Funds Capital World Gra..	China Merchants Bank C..		\$103M
UniGlobal - net -	AIA Group Limited	New	\$90M
American Funds Capital World Gra..	AIA Group Limited		\$78M
Baillie Gifford Investment Funds IC..	Tencent Holdings Ltd.		(\$48M)
SJP Global Quality Fund	Techtronic Industries Co.,...		(\$49M)
American Funds Capital World Gra..	Hong Kong Exchanges & ..	Close	(\$66M)
Swedbank Robur Allemansfond Ko..	Ping An Insurance (Group..	Close	(\$70M)
American Funds Capital World Gra..	Inner Mongolia Yili Indust..	Close	(\$72M)
American Funds Capital World Gra..	Kweichow Moutai Co., Lt..		(\$79M)
Dodge & Cox Global Stock Fund	Baidu Inc Sponsored ADR..		(\$84M)

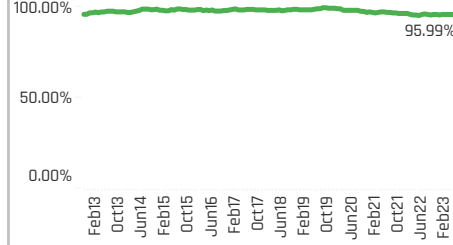
Top Holdings, %

Fund Name	Weight
BL - Equities Dividend	24.12%
Ninety One Glob. Strat. Fd. - Global Valu..	21.89%
Franklin Mutual Ser. Fds. - Beacon Fund	20.86%
Kempen Global High Dividend Fund NV	20.54%
Schroder ISF - Global Equity Yield	20.39%
Sanlam Universal Fds. Plc - Global High..	19.53%
ASN Beleggingsfondsen UCITS NV - Du..	18.44%
Sarasin Funds ICVC - Global Dividend F..	19.05%
Columbia International Dividend Incom..	17.60%
BlackRock Global Dividend Portfolio	17.25%
Invesco Global Invnt. Ser. - Global Equity..	17.08%
Baring Global Umbrella Fund - Global L..	16.21%
Jupiter Global Fund (The) - Global Valu..	15.18%
Templeton Growth Fund Inc.	14.98%
Fidelity Funds SICAV - Global Dividend ..	14.83%

Average Weight: **6.46%**



Funds Invested %: **95.99%**



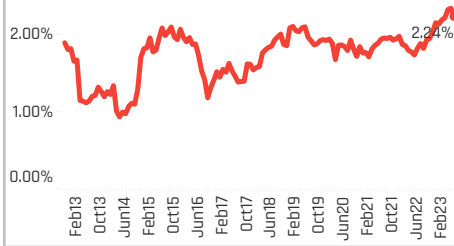
Aggregate Stock Holdings Data, Ranked by Most Widely Held.

Ticker	Stock Name	Funds Invested %	Average Weight	Vs Benchmark	Fund AUM, \$
ULVR-GB	Unilever PLC	33.52%	0.51%	0.31%	\$4,639M
AZN-GB	AstraZeneca PLC	32.09%	0.47%	0.12%	\$6,529M
LIN-US	Linde plc	25.50%	0.41%	0.09%	\$4,062M
SHEL-GB	Shell PLC	24.93%	0.31%	-0.03%	\$3,722M
GSK-GB	GSK plc	21.49%	0.18%	0.07%	\$1,167M
RKT-GB	Reckitt Benckiser Group plc	21.20%	0.28%	0.20%	\$3,125M
DGE-GB	Diageo plc	20.92%	0.22%	0.05%	\$1,492M
REL-GB	RELX PLC	18.05%	0.24%	0.13%	\$2,763M
RIO-GB	Rio Tinto plc	14.33%	0.11%	-0.01%	\$1,377M
BP-GB	BP p.l.c.	13.75%	0.12%	-0.06%	\$1,954M
AAL-GB	Anglo American plc	13.47%	0.07%	0.02%	\$424M
LSEG-GB	London Stock Exchange Grou..	11.46%	0.23%	0.18%	\$2,081M
BATS-GB	British American Tobacco p.l.c.	11.46%	0.12%	0.00%	\$2,039M
HSBA-GB	HSBC Holdings Plc	11.17%	0.08%	-0.16%	\$407M
CPG-GB	Compass Group PLC	10.89%	0.15%	0.07%	\$1,231M

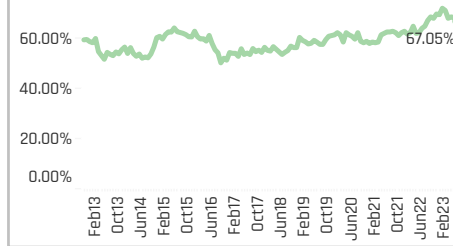
Top Holdings, \$

Fund Name	Value
American Funds New Perspective Fund	\$6,066M
American Funds Capital World Growth ..	\$5,969M
First Eagle Global Fund	\$2,947M
Morgan Stanley Invnt. Fds. - Global Bran..	\$2,584M
Fidelity Funds SICAV - Global Dividend ..	\$1,805M
St. James's Place Unit Trust - Global V..	\$1,641M
Templeton Growth Fund Inc.	\$1,176M
Fundsmith Equity Fund	\$1,158M
Franklin Mutual Ser. Fds. - Global Disco..	\$1,134M
Dodge & Cox Global Stock Fund	\$1,099M
FTIF SICAV - Growth (Euro) Fund	\$1,080M
UniGlobal	\$1,013M
Deka - DividendenStrategie	\$1,012M
DWS Top Dividende	\$993M
Old Westbury Large Cap Strategies Fu..	\$834M

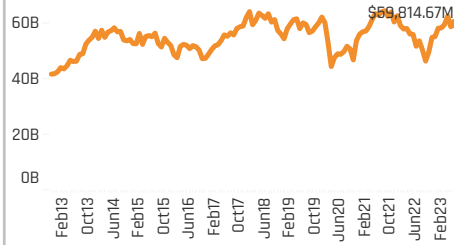
Average Weight vs ACWI: **2.24%**



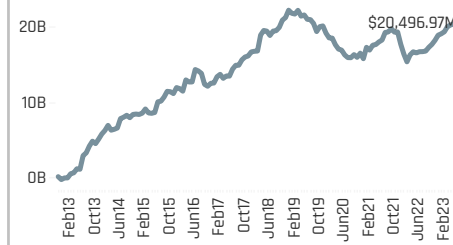
Funds Overweight %: **67.05%**



Combined Fund AUM: **\$59.8B**



Cumulative Fund Flows: **\$20,497M**



Top Stock Holdings, %

Fund Name	Ticker	Stock Name	Weight
Invesco Global Invnt. Ser. - Global Equity..	III-GB	3i Group plc	7.03%
BL - Equities Dividend	ULVR-GB	Unilever PLC	6.06%
Morgan Stanley Invnt. Fds. - Global Bran..	RKT-GB	Reckitt Benckiser Grou..	5.56%
Threadneedle (Lux) - Global Focus Fund	LIN-US	Linde plc	5.18%
Sanlam Universal Fds. Plc - Global High..	LSEG-GB	London Stock Exchan..	5.11%
Columbia Select Global Equity Fund	LIN-US	Linde plc	4.99%
Ariel Global Fund	GSK-GB	GSK plc	4.90%
Castle Focus Fund	ULVR-GB	Unilever PLC	4.89%
AIM Fds. Grp. (IFG) - Invesco Global Cor..	LSEG-GB	London Stock Exchan..	4.87%
SEB Aktiesparfond	AZN-GB	AstraZeneca PLC	4.80%
Fidelity Funds SICAV - Global Dividend ..	REL-GB	RELX PLC	4.70%
Impax Global Environmental Markets F..	LIN-US	Linde plc	4.69%
Fidelity Funds SICAV - Global Dividend ..	ULVR-GB	Unilever PLC	4.63%
BL - Equities Dividend	RKT-GB	Reckitt Benckiser Grou..	4.60%
St. James's Place Unit Trust - Sust. & R..	LIN-US	Linde plc	4.54%

Aggregate Sector Holdings: [Ave Wgt] / [vs ACWI] / [Funds Invested]

Sector	Ave Wgt	Vs ACWI	Funds Invested
Consumer Staples	1.37%	0.35%	62.18%
Health Care	0.92%	0.35%	55.30%
Financials	0.87%	0.19%	50.43%
Industrials	0.84%	0.36%	51.86%
Materials	0.74%	0.16%	49.57%
Energy	0.45%	-0.07%	32.38%
Information Technology	0.42%	0.23%	34.38%
Consumer Discretionary	0.40%	0.18%	33.81%
Utilities	0.22%	0.07%	21.20%
Communication Services	0.19%	0.06%	25.21%
Real Estate	0.05%	0.01%	10.32%
Multi	0.01%	0.01%	0.29%

Top Sector Holdings, %

Fund Name	Sector	Weight
Sanlam Universal Fds. Plc - Global High..	Consumer Staples	11.71%
BL - Equities Dividend	Consumer Staples	10.66%
Invesco Global Invnt. Ser. - Global Equity..	Financials	10.04%
Ninety One Glob. Strat. Fd. - Global Valu..	Industrials	9.72%
BL - Equities Dividend	Utilities	9.65%
Ninety One Glob. Strat. Fd. - Global Quali..	Consumer Staples	9.42%
Guinness Asset Mgmt. Fund Plc - Globa..	Consumer Staples	7.81%
Delaware Global Value Equity Fund	Consumer Staples	7.32%
Delaware Global Equity Fund	Consumer Staples	7.30%
SVS Aubrey Capital Mgmt. Invnt. Funds -..	Industrials	6.86%
Fidelity Funds SICAV - Global Dividend ..	Consumer Staples	6.57%
Sarasin Funds ICVC - Global Dividend F..	Consumer Staples	6.46%
Touchstone Strategic Trust - Non-US E..	Financials	6.25%
Aviva Investors SICAV - Global Equity E..	Financials	6.16%
Schroder ISF - Global Equity Yield	Financials	6.15%

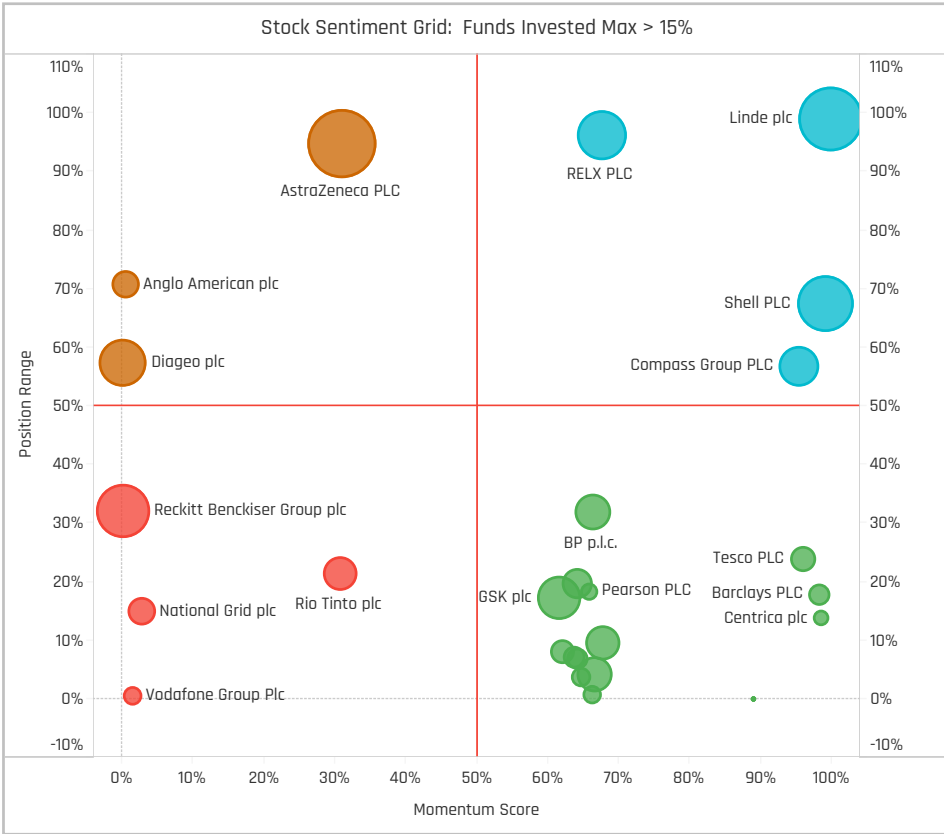
Top Stock Holdings, \$

Fund Name	Ticker	Stock Name	Value
American Funds New Perspective Fund	AZN-GB	AstraZeneca PLC	\$1,703M
Morgan Stanley Invnt. Fds. - Global Bran..	RKT-GB	Reckitt Benckiser Group ..	\$1,240M
American Funds Capital World Growth ..	AZN-GB	AstraZeneca PLC	\$1,008M
American Funds New Perspective Fund	LSEG-GB	London Stock Exchange ..	\$782M
Fundsmith Equity Fund	DGE-GB	Diageo plc	\$715M
Morgan Stanley Invnt. Fds. - Global Bran..	REL-GB	RELX PLC	\$692M
First Eagle Global Fund	ULVR-GB	Unilever PLC	\$665M
American Funds New Perspective Fund	LIN-US	Linde plc	\$643M
First Eagle Global Fund	BATS-GB	British American Tobacc..	\$629M
American Funds Capital World Growth ..	RIO-GB	Rio Tinto plc	\$625M
American Funds Capital World Growth ..	BA-GB	BAE Systems plc	\$615M
Fidelity Funds SICAV - Global Dividend ..	REL-GB	RELX PLC	\$572M
Fidelity Funds SICAV - Global Dividend ..	ULVR-GB	Unilever PLC	\$563M
American Funds New Perspective Fund	BP-GB	BP p.l.c.	\$518M
DWS Top Dividende	SHEL-GB	Shell PLC	\$512M

Largest Changes in Fund Weight, %

Fund Name	New or C..	Change
Delaware Global Value Equity Fu..		6.27%
AB Sustainable Global Thematic..		6.01%
Franklin Mutual Ser. Fds. - Beac..		4.14%
Steward Global Equity Income F..	New	4.12%
Comgest Growth Plc - Global Flex		4.05%
Brown Advisory Global Leaders ..		3.74%
Brown Advisory Funds Plc - Glob..		3.53%
BNY Mellon Global Equity Incom..		-3.12%
Virtus NFJ Global Sustainability ..		-3.62%
BNY Mellon Investment Fds. - Gl..		-3.77%
Uni 21. Jahrhundert -net-		-4.50%
Liontrust Investment Funds I - G..		-4.84%
Causeway Global Value Fund		-5.96%
Janus Henderson Global Equity ..		-8.24%

Ave Wgt Δ	Funds Invested Δ	Fund Flows, \$	Av Wgt vs ACWI Δ	Funds O/W % Δ
-0.16%	0.29%	\$1,486M	0.08%	-2.58%



Aggregate Stock Holdings Changes

Ticker	Stock Name	Funds Invested % Δ	Average Weight Δ	Fund Flows, \$
PRU-GB	Prudential plc	1.43%	0.00%	(\$50M)
LIN-US	Linde plc	1.43%	0.06%	\$299M
SHEL-GB	Shell PLC	1.15%	0.02%	\$674M
BP-GB	BP p.l.c.	1.15%	-0.01%	(\$171M)
BARC-GB	Barclays PLC	1.15%	0.00%	\$120M
BA-GB	BAE Systems plc	1.15%	0.01%	(\$350M)
HL-GB	Hargreaves Lansdown plc	1.15%	0.00%	\$4M
RMV-GB	Rightmove plc	-0.86%	-0.01%	(\$17M)
STJ-GB	St. James's Place Plc	-1.15%	-0.01%	(\$15M)
RIO-GB	Rio Tinto plc	-1.15%	-0.02%	(\$75M)
GLEN-GB	Glencore plc	-1.15%	-0.02%	\$42M
AAL-GB	Anglo American plc	-1.15%	-0.05%	(\$84M)
DGE-GB	Diageo plc	-2.58%	-0.07%	(\$280M)
RKT-GB	Reckitt Benckiser Group plc	-3.15%	-0.03%	(\$240M)

Largest Fund Flows, \$

Fund Name	New or Cl..	Flow
St. James's Place Unit Trust - G..		\$326M
Robeco Capital Gr. Fds. - BP Glo..		\$223M
American Funds Capital World ..		\$162M
AB SICAV I - Low Volatility Equi..		\$148M
UniGlobal		\$141M
Swedbank Robur Allemansfond..		\$140M
Franklin Mutual Ser. Fds. - Beac..		\$131M
FTIF SICAV - Growth (Euro) Fund		(\$89M)
PGIM Jennison Global Opportun..		(\$92M)
SJP Global Quality Fund		(\$96M)
T Rowe Price Global Stock Fund		(\$98M)
St. James's Place International..		(\$109M)
Unifavorit: Aktien		(\$154M)
BNY Mellon Investment Fds. - G..		(\$158M)

Largest Fund Level Changes in Stock Weight, %

Fund Name	Stock Name	New ..	Change
Comgest Growth Plc - Global Flex	Linde plc	New	4.19%
Delaware Global Value Equity Fund	Unilever PLC		3.79%
Janus Henderson Global Equity Fu..	Ferguson Plc	New	3.32%
Artemis Global Income Fund	HSBC Holdings Plc	New	2.98%
Brown Advisory Funds Plc - Global ..	London Stock Exchange ..	New	2.98%
Covea Actions Monde	Shell PLC	New	2.91%
Brown Advisory Global Leaders Fu..	London Stock Exchange ..	New	2.91%
abrdn Global Sust. and Resp. Inves..	AVEVA Group plc	Close	-2.39%
JPMorgan Funds - Global Focus Fu..	Diageo plc	Close	-2.46%
Aberdeen Standard SICAV I - Glob..	AVEVA Group plc	Close	-2.46%
Quilter Investors Series I - Global ..	Anglo American plc		-2.65%
Janus Henderson Global Equity Fu..	RELX PLC	Close	-3.11%
Janus Henderson Global Equity Fu..	Compass Group PLC	Close	-3.61%
Franklin Mutual Ser. Fds. - Quest F..	Direct Line Insurance Gro..	Close	-3.74%

Sector Holding Changes: [Funds Invested Δ] / [Ave Wgt Δ] / Fund Flows, \$

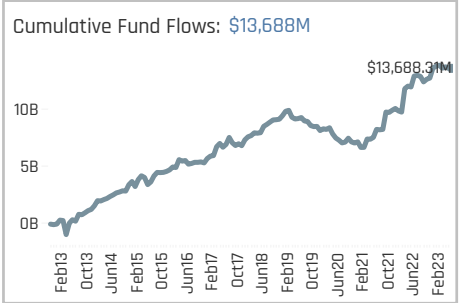
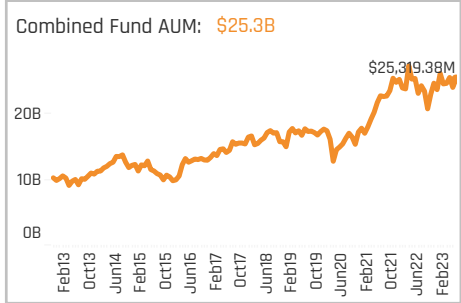
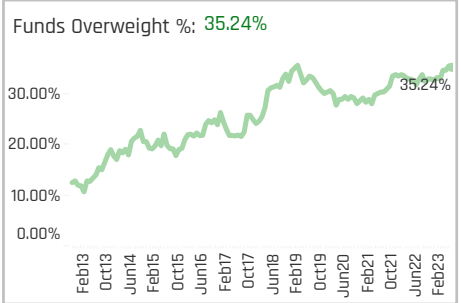
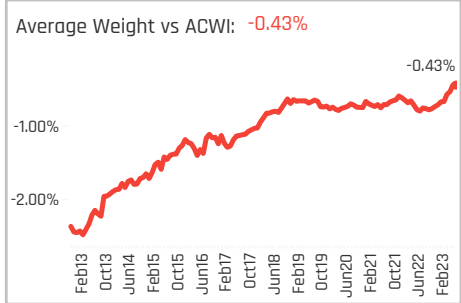
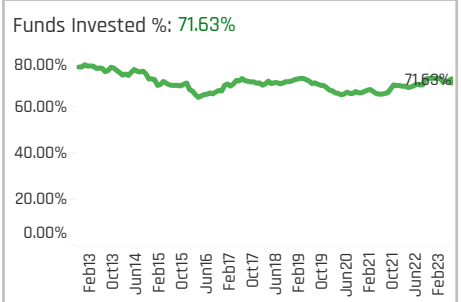
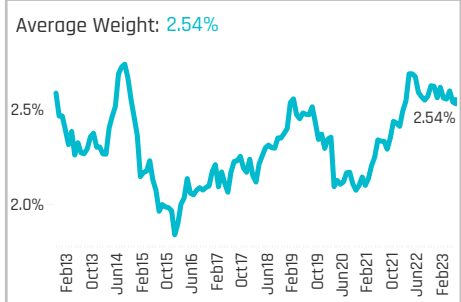
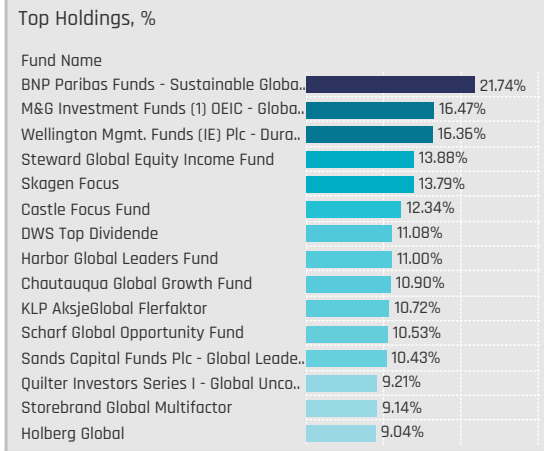
Sector	Funds Invested Δ	Ave Wgt Δ	Fund Flows, \$
Financials	2.29%	0.05%	\$420M
Energy	1.72%	0.01%	\$544M
Utilities	1.15%	0.02%	\$78M
Industrials	1.15%	0.04%	\$132M
Real Estate	0.29%	-0.01%	(\$28M)
Multi	0.00%	0.00%	\$0M
Materials	0.00%	-0.07%	\$153M
Health Care	-0.29%	-0.04%	\$181M
Communication Services	-0.57%	-0.02%	\$38M
Information Technology	-0.86%	-0.02%	(\$247M)
Consumer Discretionary	-1.43%	-0.02%	\$293M
Consumer Staples	-1.72%	-0.02%	(\$77M)

Largest Changes in Fund Sector Weight, %

Fund Name	New o..	Sector	Change
Comgest Growth Plc - Global Flex	New	Materials	4.19%
Steward Global Equity Income Fund	New	Financials	4.12%
Janus Henderson Global Select Fund		Industrials	3.99%
Delaware Global Value Equity Fund		Consumer Staples	3.50%
Brown Advisory Funds Plc - Global L..	New	Financials	2.98%
Covea Actions Monde	New	Energy	2.91%
Brown Advisory Global Leaders Fund	New	Financials	2.91%
Quilter Investors Series I - Global Un..		Materials	-2.65%
Causeway Global Value Fund		Financials	-2.68%
Janus Henderson Global Equity Fund	Close	Communication Services	-3.11%
Uni 21. Jahrhundert -net-	Close	Consumer Staples	-3.34%
Franklin Mutual Ser. Fds. - Quest Fu..	Close	Financials	-4.22%
Janus Henderson Global Equity Fund	Close	Information Technology	-4.67%
Janus Henderson Global Equity Fund	Close	Consumer Discretionary	-5.58%

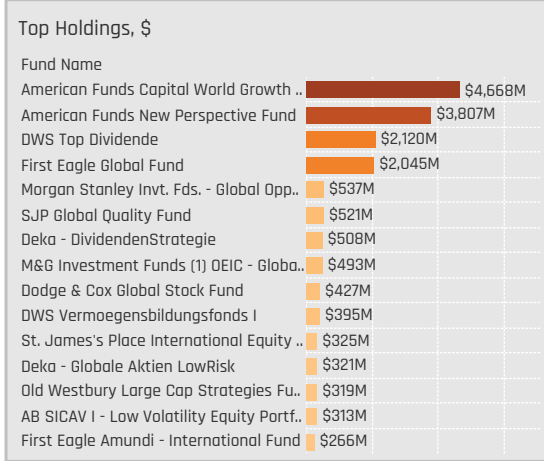
Largest Fund Level Stock Inflows/Outflows, \$

Fund Name	Stock Name	New..	Flow
American Funds Capital World Gro..	Melrose Industries PLC		\$156M
American Funds Capital World Gro..	AstraZeneca PLC		\$131M
American Funds Capital World Gro..	Weir Group PLC	New	\$129M
DWS Top Dividende	AstraZeneca PLC	New	\$107M
UniGlobal	Linde plc		\$103M
American Funds Capital World Gro..	International Consolidate..		\$101M
UniGlobal	Shell PLC		\$95M
American Funds New Perspective F..	Unilever PLC	Close	(\$92M)
BNY Mellon Investment Fds. - Glob..	AstraZeneca PLC	Close	(\$97M)
UniGlobal	Reckitt Benckiser Group ..	Close	(\$98M)
Unifavorit: Aktien	Diageo plc	Close	(\$100M)
BNY Mellon Investment Fds. - Glob..	RELX PLC		(\$113M)
St. James's Place International Eq..	BP p.l.c.	Close	(\$138M)
American Funds Capital World Gro..	BAE Systems plc		(\$245M)



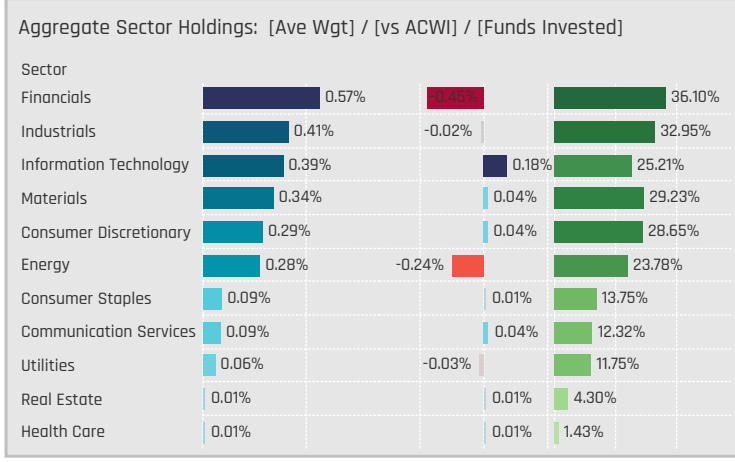
Aggregate Stock Holdings Data, Ranked by Most Widely Held.

Ticker	Stock Name	Funds Invested %	Average Weight	Vs Benchmark	Fund AUM, \$
TD-CA	Toronto-Dominion Bank	15.76%	0.11%	-0.07%	\$1,296M
RY-CA	Royal Bank of Canada	11.46%	0.06%	-0.15%	\$290M
SHOP-US	Shopify, Inc. Class A	10.89%	0.17%	0.05%	\$2,312M
NTR-CA	Nutrien Ltd.	10.89%	0.05%	-0.01%	\$1,032M
CP-CA	Canadian Pacific Railway Limi..	10.89%	0.14%	0.01%	\$1,599M
L-CA	Loblaw Companies Limited	10.60%	0.05%	0.01%	\$145M
CNR-CA	Canadian National Railway C..	10.60%	0.09%	-0.04%	\$555M
CSU-CA	Constellation Software Inc.	9.74%	0.15%	0.09%	\$710M
WCN-CA	Waste Connections, Inc.	8.60%	0.07%	0.01%	\$386M
BNS-CA	Bank of Nova Scotia	8.60%	0.05%	-0.05%	\$252M
LULU-US	Lululemon Athletica Inc	8.31%	0.07%	0.00%	\$631M
ATD-CA	Alimentation Couche-Tard Inc...	8.31%	0.08%	0.01%	\$286M
SU-CA	Suncor Energy Inc.	8.02%	0.06%	-0.02%	\$580M
MFC-CA	Manulife Financial Corporation	7.74%	0.04%	-0.02%	\$144M
GIB.A-CA	CGI Inc. Class A	7.16%	0.04%	-0.01%	\$198M



Top Stock Holdings, %

Fund Name	Ticker	Stock Name	Weight (%)
Wellington Mgmt. Funds (IE) Plc - Dura..	IFC-CA	Intact Financial Corpora..	6.43%
Castle Focus Fund	AEM-CA	Agnico Eagle Mines Li..	6.37%
Baillie Gifford Investment Funds ICVC - ..	SHOP-US	Shopify, Inc. Class A	5.94%
Baron Global Advantage Fund	SHOP-US	Shopify, Inc. Class A	5.48%
Flossbach von Storch - Global Quality	CSU-CA	Constellation Softwar..	5.33%
Waverton Inv. Fds. Plc - Global Equity ..	CP-CA	Canadian Pacific Rail..	5.15%
Skagen Global	CP-CA	Canadian Pacific Rail..	5.06%
Holberg Global	ATD-CA	Alimentation Couche..	5.05%
Quilter Investors Series I - Global Unca..	CSU-CA	Constellation Softwar..	4.87%
BL - Equities Dividend	CNR-CA	Canadian National Rai..	4.79%
Scharf Global Opportunity Fund	BN-CA	Brookfield Corporation	4.75%
Morgan Stanley Inv. Fds. - Global Opp..	SHOP-US	Shopify, Inc. Class A	4.69%
Sands Capital Funds Plc - Global Leade..	CSU-CA	Constellation Softwar..	4.53%
Harbor Global Leaders Fund	CSU-CA	Constellation Softwar..	4.51%
FTIF SICAV - Franklin Global Growth Fu..	SHOP-US	Shopify, Inc. Class A	4.33%



Top Sector Holdings, %

Fund Name	Sector	Weight (%)
BNP Paribas Funds - Sustainable Globa..	Financials	14.39%
Skagen Focus	Materials	13.79%
Castle Focus Fund	Materials	8.26%
Harbor Global Leaders Fund	Information Technology	7.96%
Sands Capital Funds Plc - Global Leade..	Information Technology	7.38%
Wellington Mgmt. Funds (IE) Plc - Dura..	Financials	6.43%
Steward Global Equity Income Fund	Financials	6.37%
SVS Aubrey Capital Mgmt. Inv. Funds - ..	Information Technology	6.15%
Baillie Gifford Investment Funds ICVC - ..	Information Technology	5.94%
Janus Henderson Global Select Fund	Energy	5.69%
Scharf Global Opportunity Fund	Financials	5.67%
MainFirst SICAV - Global Equities Fund	Materials	5.63%
Quilter Investors Series I - Global Unca..	Information Technology	5.51%
Baron Global Advantage Fund	Information Technology	5.48%
M&G Investment Funds (1) OEIC - Globa..	Consumer Discretionary	5.36%

Top Stock Holdings, \$

Fund Name	Ticker	Stock Name	Value (\$)
American Funds Capital World Growth ..	CNQ-CA	Canadian Natural Resou..	\$1,352M
American Funds New Perspective Fund	CP-CA	Canadian Pacific Railwa..	\$701M
American Funds New Perspective Fund	CVE-CA	Cenovus Energy Inc.	\$643M
First Eagle Global Fund	IMO-CA	Imperial Oil Limited	\$555M
Morgan Stanley Inv. Fds. - Global Opp..	SHOP-US	Shopify, Inc. Class A	\$537M
DWS Top Dividende	AEM-CA	Agnico Eagle Mines Limi..	\$444M
DWS Top Dividende	TRP-CA	TC Energy Corporation	\$418M
American Funds New Perspective Fund	QSR-CA	Restaurant Brands Inter..	\$416M
DWS Top Dividende	NTR-CA	Nutrien Ltd.	\$414M
American Funds Capital World Growth ..	QSR-CA	Restaurant Brands Inter..	\$395M
DWS Top Dividende	BCE-CA	BCE Inc.	\$384M
American Funds Capital World Growth ..	CCO-CA	Cameco Corporation	\$353M
First Eagle Global Fund	POW-CA	Power Corporation of Ca..	\$353M
American Funds Capital World Growth ..	TD-CA	Toronto-Dominion Bank	\$349M
American Funds New Perspective Fund	FM-CA	First Quantum Minerals ..	\$348M

Largest Changes in Fund Weight, %

Fund Name	New or C..	Change
SVS Aubrey Capital Mgmt. Inv. ..		5.51%
Virtus SGA Global Growth Fund	New	2.87%
Scharf Global Opportunity Fund		2.75%
Baron Global Advantage Fund		2.55%
Skagen Focus		2.51%
BNP Paribas Funds - Sustainabl..		2.39%
Harbor Global Leaders Fund		1.92%
Franklin Mutual Ser. Fds. - Beac..	Close	-2.04%
Baring Global Umbrella Fund - Gl..		-2.05%
Sarasin Funds ICVC - Global Divi..	Close	-2.09%
Castle Focus Fund		-2.29%
SEB Global Aktiefond		-2.51%
Artisan Global Equity Fund		-2.89%
Alger Global Focus Fund	Close	-3.15%

Ave Wgt Δ	Funds Invested Δ	Fund Flows, \$	Av Wgt vs ACWI Δ	Funds O/W % Δ
-0.02%	-1.15%	(\$41M)	0.27%	2.58%



Aggregate Stock Holdings Changes

Ticker	Stock Name	Funds Invested % Δ	Average Weight Δ	Fund Flows, \$
LMN-CA	Lumine Group Inc	2.58%	0.00%	\$3M
GIB.A-CA	CGI Inc. Class A	1.72%	0.01%	\$10M
ATS-CA	ATS Corporation	1.15%	0.01%	\$83M
BLX-CA	Boralex Inc. Class A	0.86%	0.00%	\$5M
RCI.B-CA	Rogers Communications Inc. Cl..	0.57%	0.00%	(\$1M)
POW-CA	Power Corporation of Canada	0.57%	0.00%	\$10M
LUN-CA	Lundin Mining Corporation	0.57%	0.01%	\$18M
CP-CA	Canadian Pacific Railway Limit..	-1.15%	-0.01%	(\$117M)
BMO-CA	Bank of Montreal	-1.15%	0.00%	(\$2M)
ENB-CA	Enbridge Inc.	-1.15%	0.00%	(\$38M)
SU-CA	Suncor Energy Inc.	-1.72%	-0.02%	(\$159M)
BCE-CA	BCE Inc.	-1.72%	-0.01%	(\$13M)
SJR.B-CA	Shaw Communications Inc. Cla..	-2.01%	-0.01%	(\$28M)
NTR-CA	Nutrien Ltd.	-2.29%	-0.02%	(\$15M)

Largest Fund Flows, \$

Fund Name	New or Cl..	Flow
American Funds New Perspecti..		\$229M
DWS Top Dividende		\$86M
T Rowe Price Global Stock Fund		\$76M
BNY Mellon Investment Fds. - G..	New	\$73M
Swedbank Robur Kapitalinvest	New	\$57M
JPMorgan Funds - Global Focus..	New	\$55M
JPMorgan Investment Funds - ..	New	\$55M
American Funds New Economy ..		(\$48M)
Franklin Mutual Ser. Fds. - Beac..	Close	(\$63M)
St. James's Place Internationa..		(\$75M)
UniGlobal	Close	(\$86M)
Franklin Mutual Ser. Fds. - Glob..		(\$88M)
Unifavorit: Aktien		(\$95M)
American Funds Capital World ..		(\$233M)

Largest Fund Level Changes in Stock Weight, %

Fund Name	Stock Name	New ..	Change
SVS Aubrey Capital Mgmt. Inv. Fu..	Shopify, Inc. Class A	New	3.22%
Virtus SGA Global Growth Fund	Canadian Pacific Railway..	New	2.87%
Baron Global Advantage Fund	Shopify, Inc. Class A		2.55%
Scharf Global Opportunity Fund	Brookfield Corporation		2.54%
Skagen Focus	Cascades Inc.		2.48%
Liontrust Investment Funds I - Glo..	Brookfield Corporation	New	2.40%
Baillie Gifford Investment Funds IC..	Shopify, Inc. Class A		2.34%
Artisan Global Equity Fund	Canadian Pacific Railway..		-1.81%
Skagen Focus	Canfor Pulp Products Inc.	Close	-1.87%
Castle Focus Fund	Barrick Gold Corporation		-1.88%
Franklin Mutual Ser. Fds. - Beacon ..	Suncor Energy Inc.	Close	-2.04%
Sarasin Funds ICVC - Global Divide..	Bank of Nova Scotia	Close	-2.09%
Liontrust Investment Funds I - Glo..	Topicus.com, Inc.	Close	-2.86%
Alger Global Focus Fund	Lululemon Athletica Inc	Close	-3.15%

Sector Holding Changes: [Funds Invested Δ] / [Ave Wgt Δ] / Fund Flows, \$

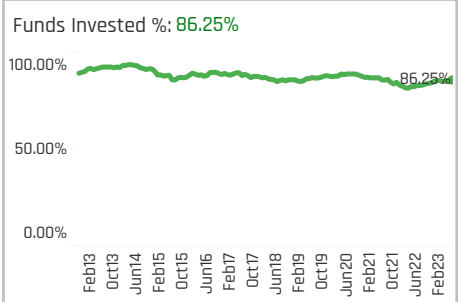
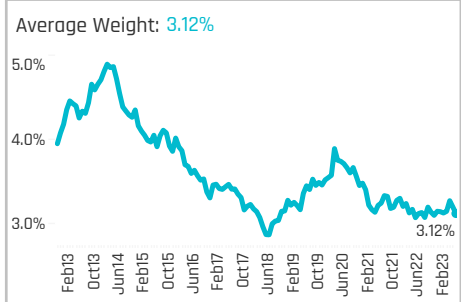
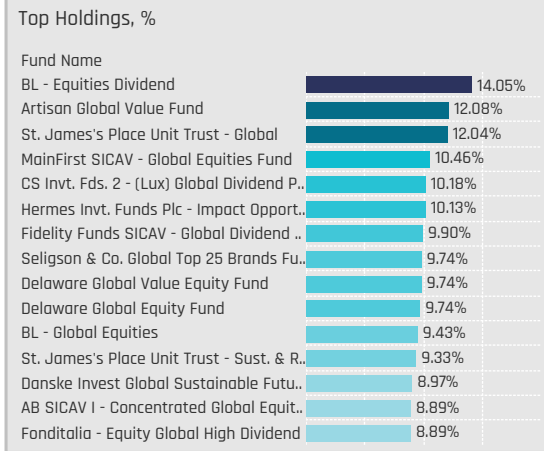
Sector	Funds Invested Δ	Ave Wgt Δ	Fund Flows, \$
Financials	1.15%	0.01%	(\$252M)
Health Care	0.29%	-0.01%	(\$15M)
Industrials	0.29%	0.01%	\$18M
Utilities	0.00%	0.00%	\$15M
Multi	0.00%	0.00%	
Information Technology	0.00%	0.10%	\$153M
Consumer Discretionary	0.00%	-0.01%	(\$16M)
Consumer Staples	-0.57%	-0.01%	\$17M
Materials	-1.15%	-0.03%	\$263M
Energy	-1.15%	-0.05%	(\$154M)
Communication Services	-1.72%	-0.02%	(\$45M)
Real Estate	-1.72%	-0.01%	(\$25M)

Largest Changes in Fund Sector Weight, %

Fund Name	New o..	Sector	Change
SVS Aubrey Capital Mgmt. Inv. Fun..		Information Technology	3.51%
Scharf Global Opportunity Fund		Financials	2.96%
Virtus SGA Global Growth Fund	New	Industrials	2.87%
BNP Paribas Funds - Sustainable Gl..		Financials	2.85%
Baron Global Advantage Fund		Information Technology	2.55%
Skagen Focus		Materials	2.51%
Liontrust Investment Funds I - Glob..	New	Financials	2.40%
Artemis Global Income Fund		Materials	-1.79%
Liontrust Investment Funds I - Glob..		Information Technology	-1.96%
Franklin Mutual Ser. Fds. - Beacon F..	Close	Energy	-2.04%
Sarasin Funds ICVC - Global Dividen..	Close	Financials	-2.09%
Baring Global Umbrella Fund - Globa..		Materials	-2.30%
Artisan Global Equity Fund		Industrials	-2.92%
Alger Global Focus Fund	Close	Consumer Discretionary	-3.15%

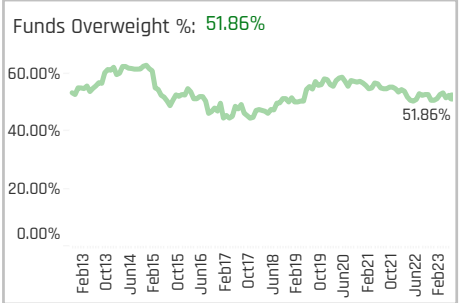
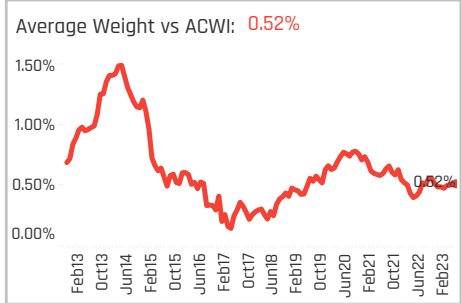
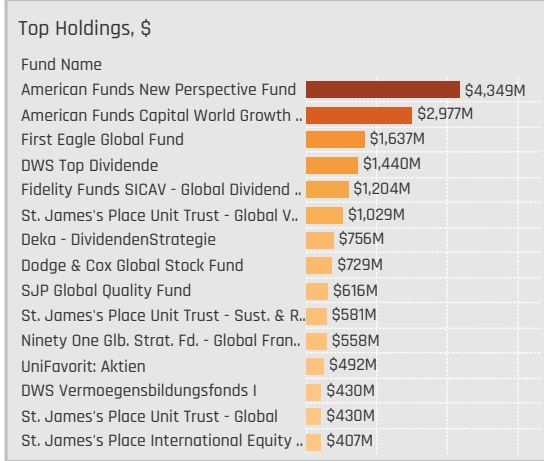
Largest Fund Level Stock Inflows/Outflows, \$

Fund Name	Stock Name	New..	Flow
American Funds New Perspective F..	Brookfield Asset Manage..		\$136M
American Funds New Perspective F..	TC Energy Corporation		\$114M
American Funds New Perspective F..	Shopify, Inc. Class A		\$112M
American Funds Capital World Gro..	Cenovus Energy Inc.		\$82M
American Funds Capital World Gro..	Great-West Lifeco Inc.	New	\$79M
American Funds Capital World Gro..	First Quantum Minerals L..		\$78M
American Funds New Perspective F..	ATS Corporation	New	\$78M
American Funds Capital World Gro..	Canadian Natural Resour..		(\$60M)
St. James's Place International Eq..	Enbridge Inc.		(\$62M)
Franklin Mutual Ser. Fds. - Beacon ..	Suncor Energy Inc.	Close	(\$63M)
UniGlobal	Canadian Pacific Railway..	Close	(\$86M)
Franklin Mutual Ser. Fds. - Global Di..	Suncor Energy Inc.		(\$88M)
American Funds New Perspective F..	Brookfield Corporation	Close	(\$226M)
American Funds Capital World Gro..	Toronto-Dominion Bank		(\$697M)



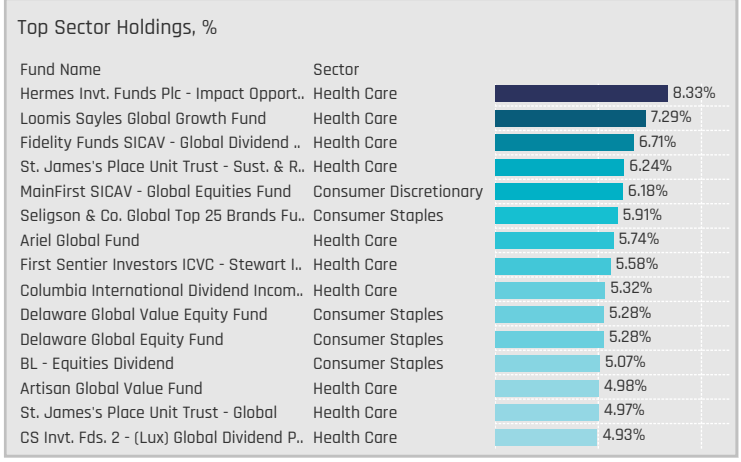
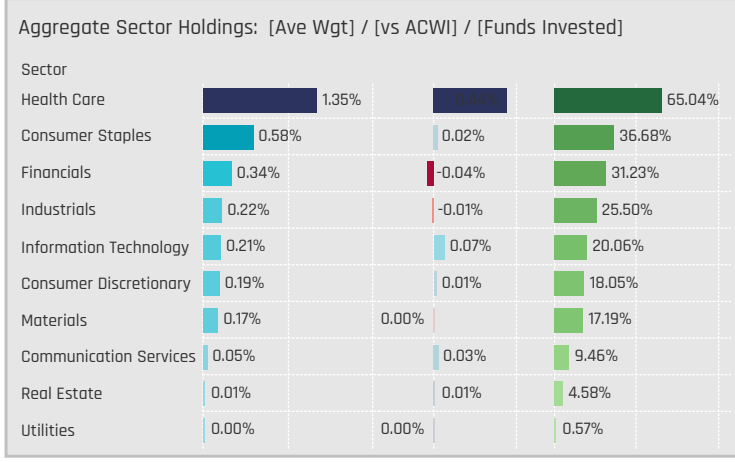
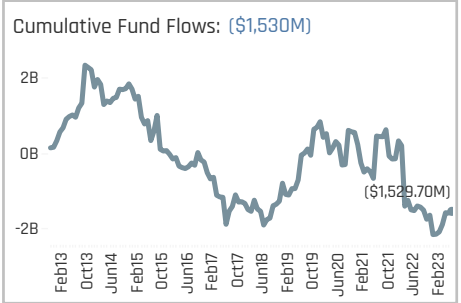
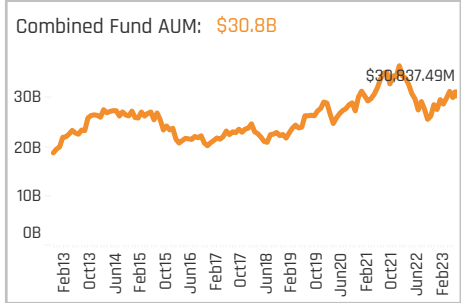
Aggregate Stock Holdings Data, Ranked by Most Widely Held.

Ticker	Stock Name	Funds Invested %	Average Weight	Vs Benchmark	Fund AUM, \$
ROG-CH	Roche Holding Ltd Dividend Ri..	37.54%	0.52%	0.18%	\$4,208M
NESN-CH	Nestle S.A.	35.24%	0.57%	0.05%	\$6,483M
NOVN-CH	Novartis AG	25.79%	0.37%	0.04%	\$3,454M
LONN-CH	Lonza Group AG	15.19%	0.20%	0.13%	\$1,418M
CFR-CH	Compagnie Financiere Richem..	13.47%	0.15%	0.00%	\$2,807M
ZURN-CH	Zurich Insurance Group Ltd	11.46%	0.12%	0.01%	\$1,971M
UBSG-CH	UBS Group AG	11.46%	0.09%	-0.03%	\$1,346M
TEL-US	TE Connectivity Ltd.	10.89%	0.12%	0.04%	\$2,098M
SIKA-CH	Sika AG	10.60%	0.11%	0.04%	\$1,081M
SCMN-CH	Swisscom AG	9.46%	0.05%	0.03%	\$218M
STMPA-FR	STMmicroelectronics NV	9.17%	0.05%	0.00%	\$827M
PGHN-CH	Partners Group Holding AG	8.31%	0.06%	0.04%	\$362M
KNIN-CH	Kuehne & Nagel International..	8.31%	0.04%	0.01%	\$111M
ABBN-CH	ABB Ltd.	8.31%	0.08%	-0.02%	\$1,031M
ALC-CH	Alcon, Inc.	6.88%	0.11%	0.05%	\$753M



Top Stock Holdings, %

Fund Name	Ticker	Stock Name	Weight
Seligson & Co. Global Top 25 Brands Fu..	NESN-CH	Nestle S.A.	5.91%
Ariel Global Fund	ROG-CH	Roche Holding Ltd Divi..	5.30%
Delaware Global Value Equity Fund	NESN-CH	Nestle S.A.	5.28%
Delaware Global Equity Fund	NESN-CH	Nestle S.A.	5.28%
BL - Equities Dividend	NESN-CH	Nestle S.A.	5.07%
Artisan Global Value Fund	NOVN-CH	Novartis AG	4.98%
St. James's Place Unit Trust - Global	NOVN-CH	Novartis AG	4.97%
AIM Fds. Grp. (IFG) - Invesco Global Cor..	TEMN-CH	Temenos AG	4.84%
GAMAX Funds - Junior	NESN-CH	Nestle S.A.	4.80%
Ninety One Gb. Strat. Fd. - Global Quali..	NESN-CH	Nestle S.A.	4.77%
Hermes Invt. Funds Plc - Impact Opport..	LONN-CH	Lonza Group AG	4.77%
BL - Equities Dividend	GIVN-CH	Givaudan SA	4.65%
MainFirst SICAV - Global Equities Fund	CFR-CH	Compagnie Financiere..	4.56%
Scharf Global Opportunity Fund	NOVN-CH	Novartis AG	4.55%
Davis Global Fund	BAER-CH	Julius Baer Gruppe AG	4.46%



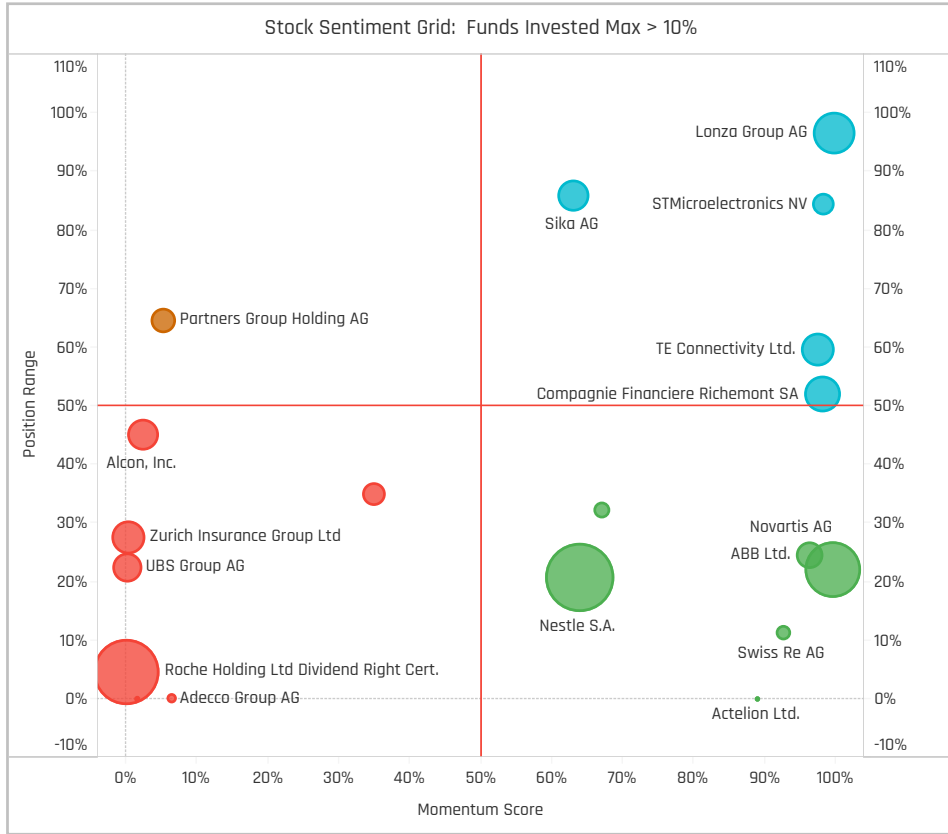
Top Stock Holdings, \$

Fund Name	Ticker	Stock Name	Value
American Funds New Perspective Fund	NESN-CH	Nestle S.A.	\$1,477M
American Funds Capital World Growth ..	ZURN-CH	Zurich Insurance Group L..	\$943M
First Eagle Global Fund	CFR-CH	Compagnie Financiere Ri..	\$853M
American Funds Capital World Growth ..	NESN-CH	Nestle S.A.	\$768M
American Funds New Perspective Fund	TEL-US	TE Connectivity Ltd.	\$706M
American Funds New Perspective Fund	STMPA-FR	STMmicroelectronics NV	\$537M
American Funds New Perspective Fund	SIKA-CH	Sika AG	\$488M
Fidelity Funds SICAV - Global Dividend ..	ROG-CH	Roche Holding Ltd Divide..	\$430M
DWS Top Dividende	NESN-CH	Nestle S.A.	\$430M
DWS Top Dividende	NOVN-CH	Novartis AG	\$428M
First Eagle Global Fund	SCHP-CH	Schindler Holding AG Pref	\$416M
American Funds Capital World Growth ..	CFR-CH	Compagnie Financiere Ri..	\$396M
American Funds New Perspective Fund	ABBN-CH	ABB Ltd.	\$392M
American Funds Capital World Growth ..	NOVN-CH	Novartis AG	\$388M
Fidelity Funds SICAV - Global Dividend ..	ZURN-CH	Zurich Insurance Group L..	\$388M

Largest Changes in Fund Weight, %

Fund Name	New or C..	Change
Artisan Global Equity Fund		4.40%
JPMorgan Funds - Global Focus ..	New	2.67%
Sanlam Universal Fds. Plc - Sust..	New	2.62%
JPMorgan Investment Funds - G..	New	2.61%
SEB Aktiesparfond		2.50%
Liontrust Investment Funds I - G..	New	2.46%
Quilter Investors Series I - Globa..	New	2.37%
Ninety One Glob. Strat. Fd. - Glob..	Close	-2.46%
Loomis Sayles Global Growth Fu..		-2.56%
Candriam Equities L - Global De..		-2.71%
Ninety One Glob. Strat. Fd. - Glob..	Close	-3.01%
UniNachhaltig Aktien Global		-3.38%
Ninety One Glob. Strat. Fd. - Glob..	Close	-4.26%
BNY Mellon Investment Fds. - Gl..		-4.46%

Ave Wgt Δ	Funds Invested Δ	Fund Flows, \$	Av Wgt vs ACWI Δ	Funds O/W % Δ
-0.03%	0.57%	\$620M	0.03%	1.15%



Aggregate Stock Holdings Changes

Ticker	Stock Name	Funds Invested % Δ	Average Weight Δ	Fund Flows, \$
DSFIR-NL	DSM-Firmenich AG	2.58%	0.04%	\$146M
NOVN-CH	Novartis AG	2.01%	0.01%	(\$81M)
HOLN-CH	Holcim Ltd	1.72%	0.01%	(\$4M)
UHR-CH	Swatch Group Ltd. Bearer	1.43%	-0.01%	(\$15M)
LONN-CH	Lonza Group AG	1.15%	0.04%	\$291M
SQN-CH	Swissquote Group Holding Ltd.	0.86%	0.00%	\$2M
STMPA-FR	STMicroelectronics NV	0.86%	0.00%	\$5M
HELN-CH	Helvetia Holding Ltd	-0.86%	0.00%	\$0M
CSGN-CH	Credit Suisse Group AG	-0.86%	-0.01%	(\$61M)
SOON-CH	Sonova Holding AG	-1.15%	0.00%	\$0M
ALC-CH	Alcon, Inc.	-1.15%	0.00%	(\$126M)
ZURN-CH	Zurich Insurance Group Ltd	-2.01%	-0.02%	(\$194M)
UBSG-CH	UBS Group AG	-2.29%	-0.03%	(\$274M)
ROG-CH	Roche Holding Ltd Dividend Ri..	-4.01%	-0.09%	\$71M

Largest Fund Flows, \$

Fund Name	New or Cl..	Flow
American Funds New Perspecti..		\$198M
DWS Top Dividende		\$158M
Fidelity Funds SICAV - Global Di..		\$155M
UniFavorit: Aktien		\$153M
Swedbank Robur Kapitalinvest		\$121M
St. James's Place Unit Trust - G..		\$108M
St. James's Place Unit Trust - S..		\$99M
UniGlobal		(\$52M)
Dodge & Cox Global Stock Fund		(\$53M)
BNY Mellon Investment Fds. - G..		(\$57M)
St. James's Place Unit Trust - G..		(\$60M)
PGIM Jennison Global Opportun..		(\$93M)
UniNachhaltig Aktien Global		(\$140M)
American Funds Capital World ..		(\$158M)

Largest Fund Level Changes in Stock Weight, %

Fund Name	Stock Name	New ..	Change
Artisan Global Equity Fund	Nestle S.A.	New	2.91%
Sanlam Universal Fds. Plc - Sustai..	DSM-Firmenich AG	New	2.62%
Liontrust Investment Funds I - Glo..	Lonza Group AG	New	2.46%
Quilter Investors Series I - Global ..	Roche Holding Ltd Divide..	New	2.37%
Artisan Global Equity Fund	UBS Group AG		1.86%
Nuveen Global Dividend Growth Fu..	DSM-Firmenich AG	New	1.83%
Columbia Select Global Equity Fund	Lonza Group AG		1.80%
Steward Global Equity Income Fund	ABB Ltd.	Close	-1.85%
Ninety One Glob. Strat. Fd. - Global ..	UBS Group AG	Close	-2.00%
FP WHEB Asset Mgmt. Fds. - Susta..	Sonova Holding AG	Close	-2.05%
RBC Funds (Lux) - Global Equity Fo..	Roche Holding Ltd Divide..		-2.25%
BNY Mellon Investment Fds. - Glob..	Novartis AG	Close	-2.26%
Ninety One Glob. Strat. Fd. - Global ..	Roche Holding Ltd Divide..	Close	-2.27%
Artemis Global Select Fund	Nestle S.A.	Close	-2.42%

Sector Holding Changes: [Funds Invested Δ] / [Ave Wgt Δ] / / Fund Flows, \$

Sector	Wgt Δ	Flow
Consumer Discretionary	2.01%	\$34M
Materials	1.72%	\$96M
Information Technology	0.86%	\$352M
Industrials	0.57%	\$158M
Utilities	0.29%	\$0M
Consumer Staples	0.29%	\$124M
Energy	0.00%	\$0M
Health Care	-0.29%	\$379M
Communication Services	-0.57%	\$16M
Real Estate	-0.57%	(\$4M)
Financials	-4.01%	(\$535M)

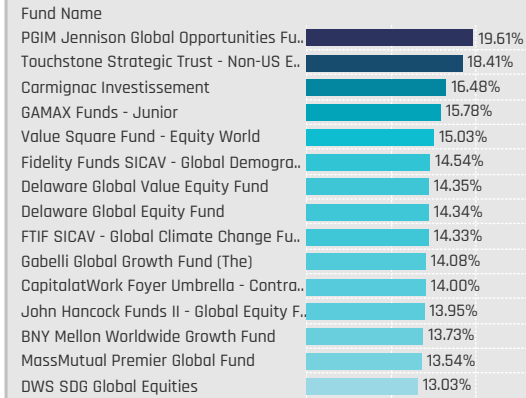
Largest Changes in Fund Sector Weight, %

Fund Name	New o..	Sector	Change
Artisan Global Equity Fund	New	Consumer Staples	2.91%
Sanlam Universal Fds. Plc - Sustain..	New	Health Care	2.62%
Liontrust Investment Funds I - Glob..	New	Health Care	2.46%
DWS Concept DJE Globale Aktien	New	Materials	2.46%
Quilter Investors Series I - Global Un..	New	Health Care	2.37%
Artisan Global Equity Fund		Financials	1.86%
Nuveen Global Dividend Growth Fund	New	Health Care	1.83%
Ninety One Glob. Strat. Fd. - Global D..	Close	Financials	-2.00%
UniNachhaltig Aktien Global	Close	Health Care	-2.17%
RBC Funds (Lux) - Global Equity Foc..		Health Care	-2.25%
Loomis Sayles Global Growth Fund		Health Care	-2.25%
Ninety One Glob. Strat. Fd. - Global D..	Close	Health Care	-2.27%
Artemis Global Select Fund	Close	Consumer Staples	-2.42%
BNY Mellon Investment Fds. - Global..		Health Care	-2.70%

Largest Fund Level Stock Inflows/Outflows, \$

Fund Name	Stock Name	New..	Flow
American Funds Capital World Gra..	TE Connectivity Ltd.		\$200M
American Funds New Perspective F..	Compagnie Financiere Ri..		\$148M
UniFavorit: Aktien	Novartis AG	New	\$113M
Fidelity Funds SICAV - Global Divide..	Roche Holding Ltd Divide..		\$107M
American Funds Capital World Gra..	Lonza Group AG	New	\$105M
American Funds New Economy Fund	TE Connectivity Ltd.		\$93M
DWS Top Dividende	SGS SA	New	\$92M
UniGlobal	Zurich Insurance Group L..	Close	(\$76M)
UniNachhaltig Aktien Global	UBS Group AG	Close	(\$81M)
SJP Global Quality Fund	UBS Group AG		(\$88M)
American Funds Capital World Gra..	Alcon, Inc.	Close	(\$92M)
UniFavorit: Aktien	Roche Holding Ltd Divide..	Close	(\$92M)
American Funds Capital World Gra..	Novartis AG		(\$165M)
American Funds Capital World Gra..	Zurich Insurance Group L..		(\$197M)

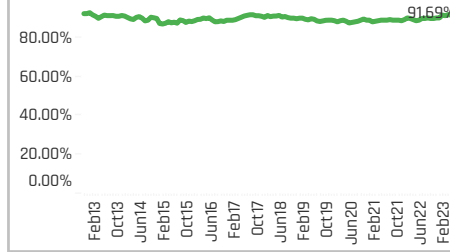
Top Holdings, %



Average Weight: 5.07%



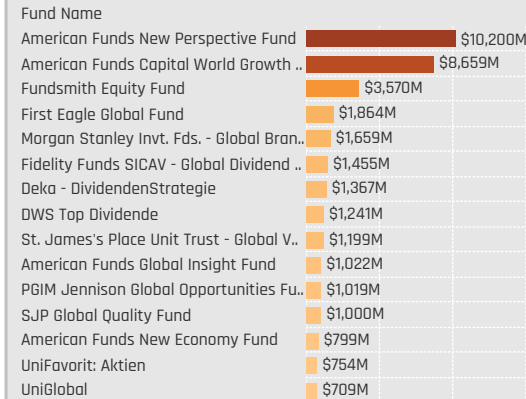
Funds Invested %: 91.69%



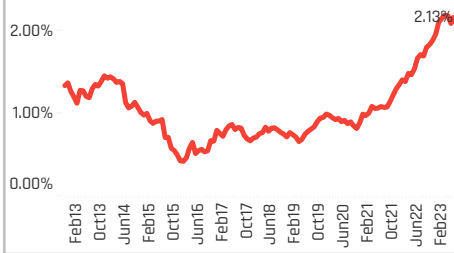
Aggregate Stock Holdings Data, Ranked by Most Widely Held.

Ticker	Stock Name	Funds Invested %	Average Weight	Vs Benchmark	Fund AUM, \$
MC-FR	LVMH Moet Hennessy Louis V..	34.38%	0.64%	0.24%	\$9,316M
SAN-FR	Sanofi	28.65%	0.33%	0.14%	\$3,778M
SU-FR	Schneider Electric SE	26.07%	0.43%	0.28%	\$3,520M
OR-FR	L'Oreal S.A.	24.36%	0.39%	0.21%	\$4,279M
TTE-FR	TotalEnergies SE	21.49%	0.25%	0.04%	\$3,363M
BNP-FR	BNP Paribas S.A. Class A	18.91%	0.16%	0.05%	\$1,723M
EL-FR	EssilorLuxottica SA	16.91%	0.21%	0.12%	\$2,234M
AI-FR	Air Liquide SA	16.62%	0.18%	0.04%	\$1,474M
CS-FR	AXA SA	16.05%	0.14%	0.05%	\$1,708M
RI-FR	Pernod Ricard SA	12.89%	0.10%	0.03%	\$1,726M
DG-FR	VINCI SA	11.46%	0.13%	0.04%	\$1,712M
CAP-FR	Capgemini SE	11.46%	0.09%	0.04%	\$1,598M
BN-FR	Danone SA	11.46%	0.17%	0.11%	\$2,545M
RMS-FR	Hermes International SCA	10.89%	0.14%	0.04%	\$2,067M
KER-FR	Kering SA	10.89%	0.11%	0.05%	\$1,038M

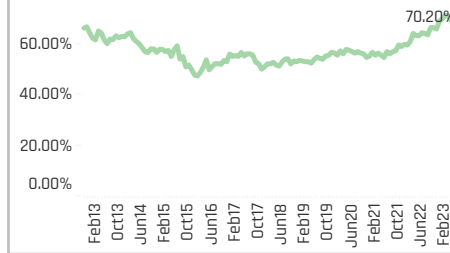
Top Holdings, \$



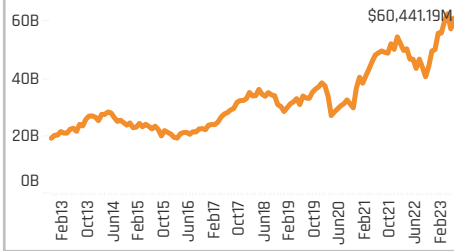
Average Weight vs ACWI: 2.13%



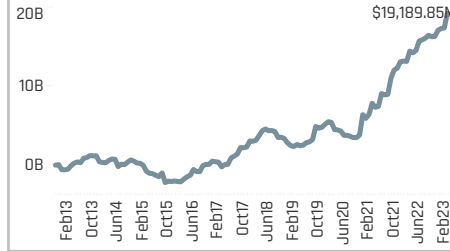
Funds Overweight %: 70.20%



Combined Fund AUM: \$60.4B



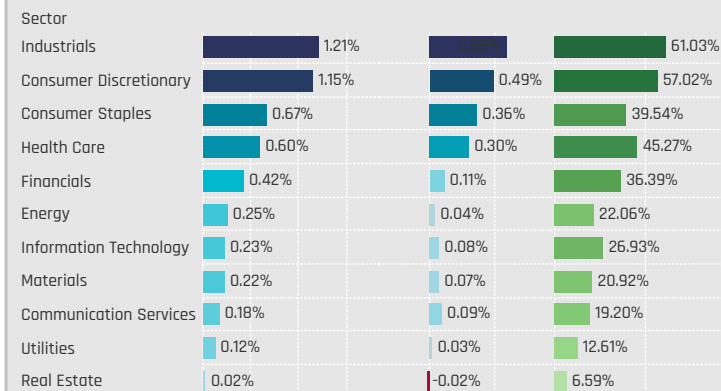
Cumulative Fund Flows: \$19,190M



Top Stock Holdings, %

Fund Name	Ticker	Stock Name	Percentage
Mundoval Fund	LVMUY-US	LVMH Moet Hennessy ..	8.56%
GuardCap UCITS Funds Plc - Global Equ..	EL-FR	EssilorLuxottica SA	7.12%
PGIM Jennison Global Opportunities Fu..	RMS-FR	Hermes International ..	6.57%
Invesco Global Inv. Ser. - Global Focus ..	RMS-FR	Hermes International ..	6.40%
Gabelli Global Growth Fund (The)	MC-FR	LVMH Moet Hennessy ..	6.24%
PGIM Jennison Global Opportunities Fu..	MC-FR	LVMH Moet Hennessy ..	6.07%
Fundsmith Equity Fund	OR-FR	L'Oreal S.A.	6.02%
MassMutual Premier Global Fund	MC-FR	LVMH Moet Hennessy ..	6.02%
Touchstone Strategic Trust - Non-US E..	TTE-FR	TotalEnergies SE	5.73%
Schoellerbank Aktienfonds Value	SU-FR	Schneider Electric SE	5.68%
First Sentier Investors ICVC - Stewart I..	BIM-FR	bioMerieux SA	5.37%
Carmignac Investissement	RMS-FR	Hermes International ..	5.18%
Skagen Focus	EDV-CA	Endeavour Mining PLC	5.14%
Thornburg Global Opportunities Fund	TTE-FR	TotalEnergies SE	5.10%
Fundsmith Equity Fund	MC-FR	LVMH Moet Hennessy ..	4.98%

Aggregate Sector Holdings: [Ave Wgt] / [vs ACWI] / [Funds Invested]



Top Sector Holdings, %

Fund Name	Sector	Percentage
PGIM Jennison Global Opportunities Fu..	Consumer Discretionary	12.63%
Gabelli Global Growth Fund (The)	Consumer Discretionary	9.75%
FTIF SICAV - Global Climate Change Fu..	Industrials	8.83%
Mundoval Fund	Consumer Discretionary	8.56%
GAMAX Funds - Junior	Consumer Discretionary	8.50%
MassMutual Premier Global Fund	Consumer Discretionary	8.02%
CapitalatWork Foyer Umbrella - Contra..	Industrials	7.51%
BL - Equities Dividend	Consumer Discretionary	7.48%
GuardCap UCITS Funds Plc - Global Equ..	Health Care	7.12%
PGIM Jennison Global Opportunities Fu..	Consumer Staples	6.98%
Seligson & Co. Global Top 25 Brands Fu..	Consumer Staples	6.95%
Touchstone Strategic Trust - Non-US E..	Industrials	6.86%
Baillie Gifford Investment Funds ICVC - ..	Consumer Discretionary	6.60%
Invesco Global Inv. Ser. - Global Focus ..	Consumer Discretionary	6.40%
BNY Mellon Worldwide Growth Fund	Consumer Discretionary	6.36%

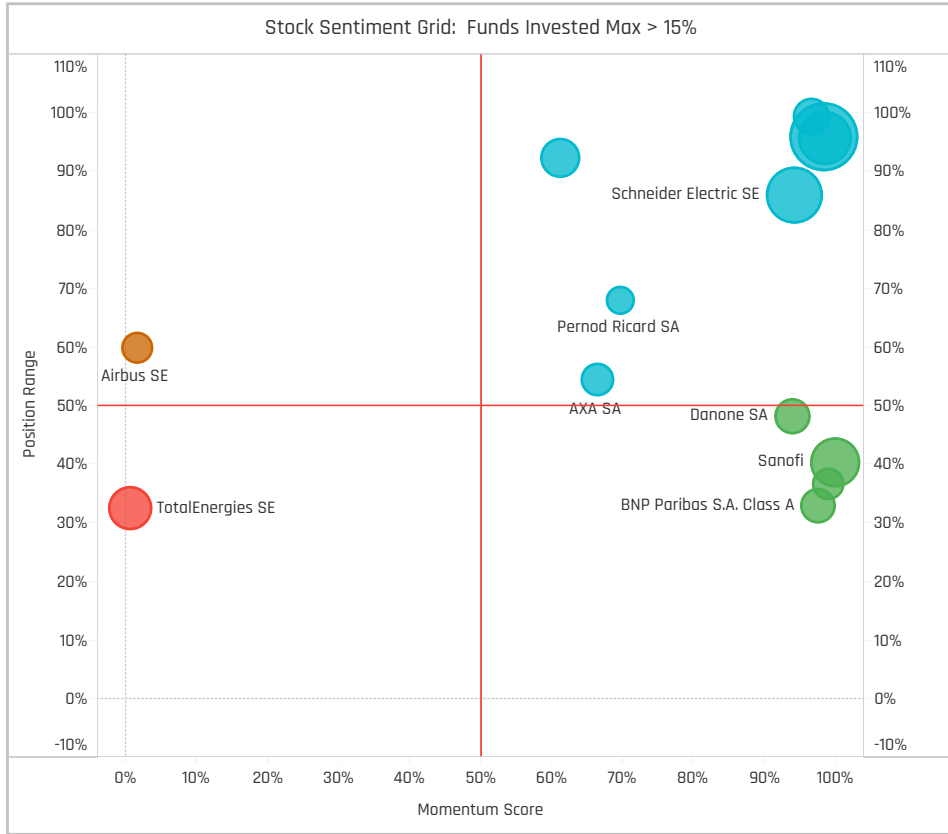
Top Stock Holdings, \$

Fund Name	Ticker	Stock Name	Amount
American Funds Capital World Growth ..	MC-FR	LVMH Moet Hennessy Lo..	\$2,276M
Fundsmith Equity Fund	OR-FR	L'Oreal S.A.	\$1,953M
Fundsmith Equity Fund	MC-FR	LVMH Moet Hennessy Lo..	\$1,616M
American Funds New Perspective Fund	MC-FR	LVMH Moet Hennessy Lo..	\$1,585M
American Funds Capital World Growth ..	AIR-FR	Airbus SE	\$1,397M
American Funds New Perspective Fund	AIR-FR	Airbus SE	\$969M
American Funds New Perspective Fund	SAF-FR	Safran S.A.	\$768M
American Funds New Perspective Fund	TTE-FR	TotalEnergies SE	\$706M
American Funds Capital World Growth ..	SAF-FR	Safran S.A.	\$702M
American Funds New Perspective Fund	RMS-FR	Hermes International SC..	\$689M
American Funds New Perspective Fund	EL-FR	EssilorLuxottica SA	\$681M
Morgan Stanley Inv. Fds. - Global Bran..	RI-FR	Pernod Ricard SA	\$646M
First Eagle Global Fund	BN-FR	Danone SA	\$616M
American Funds Capital World Growth ..	TTE-FR	TotalEnergies SE	\$596M
American Funds New Perspective Fund	SU-FR	Schneider Electric SE	\$591M

Largest Changes in Fund Weight, %

Fund Name	New or C..	Change
RBC Global Opportunities Fund	New	
Janus Henderson Global Equity ..	New	4.44%
BNY Mellon Global Equity Incom..		4.40%
DWS SDG Global Equities		4.20%
BNY Mellon Investment Fds. - Gl..		4.20%
RBC Funds (Lux) - Global Equity ..	New	3.60%
abrdn Dynamic Dividend Fund		3.22%
Candriam Equities L - Global De..		-2.47%
ASN Beleggingsfondsen UCITS N..		-2.59%
BlackRock Global Dividend Portf..		-2.96%
Sarasin Funds ICVC - Global Divi..		-3.47%
Invest Global		-3.63%
JPMorgan Funds - Global Focus ..		-3.82%
SEB Aktiesparfond		-4.06%

Ave Wgt Δ	Funds Invested Δ	Fund Flows, \$	Av Wgt vs ACWI Δ	Funds O/W % Δ
0.21%	1.72%	\$2,030M	0.18%	1.15%



Aggregate Stock Holdings Changes

Ticker	Stock Name	Funds Invested % Δ	Average Weight Δ	Fund Flows, \$
SAN-FR	Sanofi	2.58%	0.03%	\$612M
KER-FR	Kering SA	2.58%	0.02%	\$175M
BVI-FR	Bureau Veritas SA	2.01%	0.00%	\$55M
LR-FR	Legrand SA	1.72%	0.02%	\$112M
PUB-FR	Publicis Groupe SA	1.15%	0.02%	\$253M
URW-FR	Unibail-Rodamco-Westfield SE..	1.15%	0.00%	\$16M
VIV-FR	Vivendi SE	1.15%	0.00%	\$5M
AIR-FR	Airbus SE	-0.57%	-0.02%	(\$228M)
IPN-FR	Ipsen SA	-0.86%	0.00%	(\$6M)
EDF-FR	Electricite de France SA	-0.86%	0.00%	(\$8M)
CAP-FR	Capgemini SE	-1.15%	-0.02%	(\$73M)
TEP-FR	Teleperformance SA	-1.15%	-0.02%	(\$79M)
FR-FR	Valeo SE	-1.43%	0.00%	(\$7M)
TTE-FR	TotalEnergies SE	-2.01%	-0.07%	(\$39M)

Largest Fund Flows, \$

Fund Name	New or Cl..	Flow
American Funds Capital World ..		\$747M
St. James's Place Unit Trust - G..		\$615M
BNY Mellon Investment Fds. - G..		\$198M
SJP Global Quality Fund		\$185M
UniFavorit: Aktien		\$165M
UniGlobal		\$147M
American Funds Global Insight ..		\$145M
DNB Global (IV)		(\$62M)
PGIM Jennison Global Opportun..		(\$58M)
SEB Aktiesparfond		(\$59M)
Swedbank Robur Allemansfond..		(\$107M)
Skagen Global		(\$108M)
T Rowe Price Global Stock Fund		(\$112M)
JPMorgan Funds - Global Focus..		(\$119M)

Largest Fund Level Changes in Stock Weight, %

Fund Name	Stock Name	New ..	Change
RBC Funds (Lux) - Global Equity Fa..	LVMH Moet Hennessy Lo..	New	2.71%
RBC Global Opportunities Fund	Safran S.A.	New	2.70%
abrdn Dynamic Dividend Fund	ENGIE SA.	New	2.68%
Jupiter Global Fund (The) - Global ..	Dassault Aviation SA	New	2.42%
Janus Henderson Global Equity Fu..	LVMH Moet Hennessy Lo..	New	2.32%
BNY Mellon Global Equity Income F..	Publicis Groupe SA	New	2.29%
JOHCM Umbrella Fund Plc - Global ..	Danone SA	New	2.27%
T Rowe Price Global Stock Fund	Airbus SE		-1.97%
Virtus SGA Global Growth Fund	Dassault Systemes SA	Close	-2.01%
Skagen Global	Hermes International SCA		-2.14%
BlackRock Global Dividend Portfolio	Schneider Electric SE	Close	-2.17%
Delaware Ivy Global Growth Fund	Schneider Electric SE	Close	-2.35%
ASN Beleggingsfondsen UCITS NV ..	L'Oréal S.A.	Close	-2.51%
SEB Aktiesparfond	BNP Paribas S.A. Class A	Close	-4.17%

Sector Holding Changes: [Funds Invested Δ] / [Ave Wgt Δ] / Fund Flows, \$

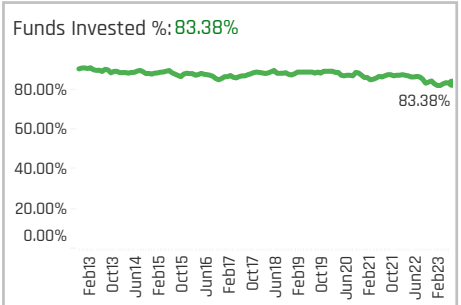
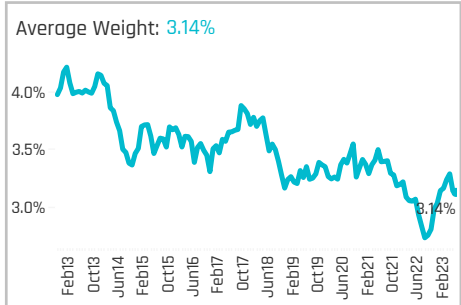
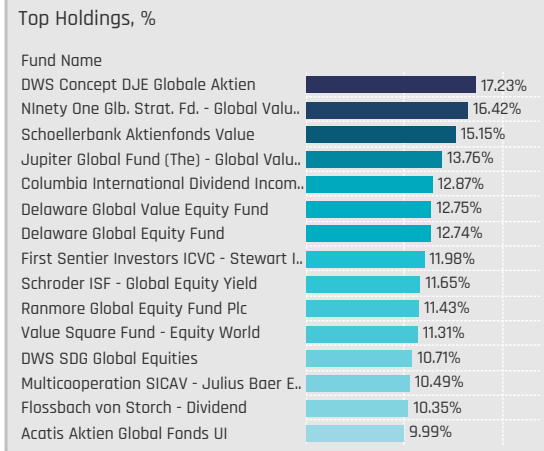
Sector	Weight Change	Invested Δ	Flows
Communication Services	2.29%	0.02%	\$258M
Consumer Discretionary	2.29%	0.09%	(\$197M)
Health Care	1.43%	0.00%	(\$643M)
Consumer Staples	1.15%	0.04%	\$74M
Materials	0.86%	0.01%	\$333M
Financials	0.86%	0.00%	\$600M
Utilities	0.57%	0.04%	\$216M
Real Estate	0.57%	0.01%	\$26M
Industrials	0.29%	0.07%	\$8M
Information Technology	0.00%	0.00%	\$101M
Energy	-2.01%	-0.07%	(\$39M)

Largest Changes in Fund Sector Weight, %

Fund Name	New o..	Sector	Change
RBC Global Opportunities Fund	New	Industrials	3.60%
RBC Funds (Lux) - Global Equity Foc..	New	Consumer Discretionary	2.71%
abrdn Dynamic Dividend Fund	New	Utilities	2.68%
John Hancock Funds II - Global Equi..		Industrials	2.41%
Janus Henderson Global Equity Fund	New	Consumer Discretionary	2.32%
BNY Mellon Global Equity Income Fu..	New	Communication Services	2.29%
JOHCM Umbrella Fund Plc - Global S..	New	Consumer Staples	2.27%
Skagen Global		Consumer Discretionary	-2.04%
BlackRock Global Dividend Portfolio	Close	Industrials	-2.17%
JPMorgan Investment Funds - Glob..		Consumer Discretionary	-2.25%
JPMorgan Funds - Global Focus Fund		Consumer Discretionary	-2.48%
ASN Beleggingsfondsen UCITS NV - ..	Close	Consumer Staples	-2.51%
Sarasin Funds ICVC - Global Dividen..	Close	Industrials	-3.37%
SEB Aktiesparfond	Close	Financials	-4.17%

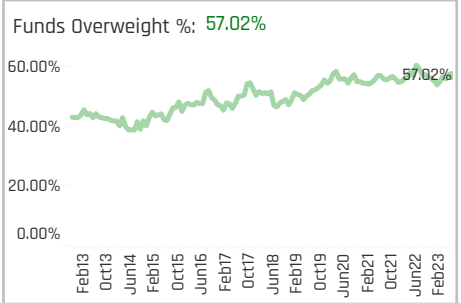
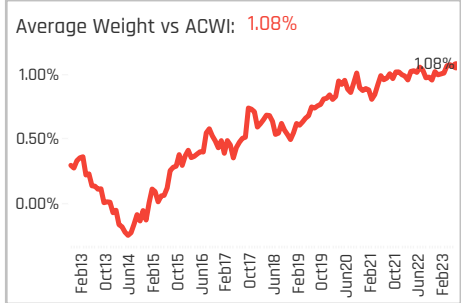
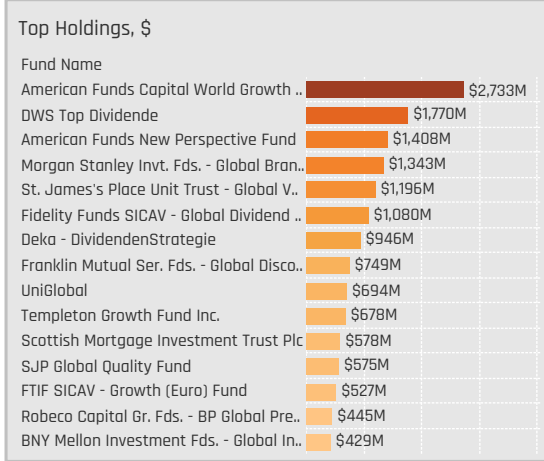
Largest Fund Level Stock Inflows/Outflows, \$

Fund Name	Stock Name	New..	Flow
American Funds Capital World Gro..	Air Liquide SA		\$271M
American Funds Capital World Gro..	Sanofi	New	\$222M
Franklin Mutual Ser. Fds. - Global Di..	BNP Paribas S.A. Class A	New	\$162M
St. James's Place Unit Trust - Glob..	Sanofi	New	\$149M
American Funds New Perspective F..	Capgemini SE		\$140M
UniGlobal	LVMH Moet Hennessy Lo..	New	\$135M
DWS Top Dividende	AXA SA		\$133M
FTIF SICAV - Growth (Euro) Fund	LVMH Moet Hennessy Lo..	Close	(\$96M)
DWS Top Dividende	Sanofi		(\$107M)
Templeton Growth Fund Inc.	LVMH Moet Hennessy Lo..	Close	(\$110M)
T Rowe Price Global Stock Fund	Airbus SE		(\$112M)
UniGlobal	TotalEnergies SE		(\$119M)
Morgan Stanley Inv. Fds. - Global ..	LVMH Moet Hennessy Lo..		(\$134M)
American Funds New Perspective F..	Hermes International SCA		(\$167M)



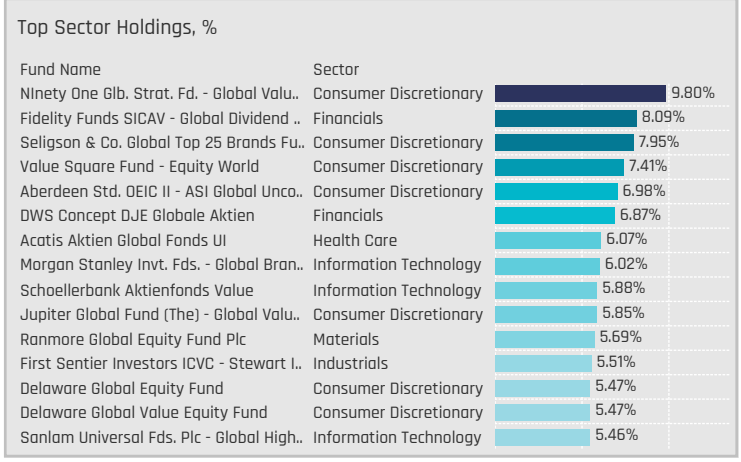
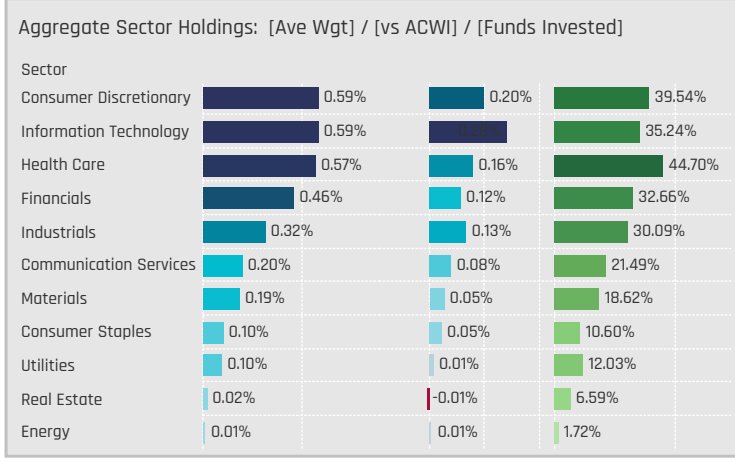
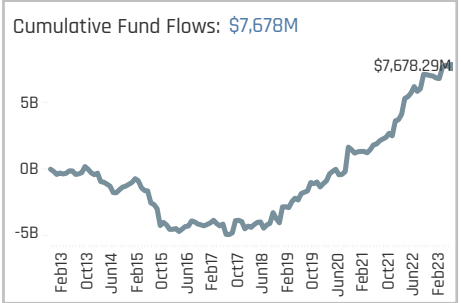
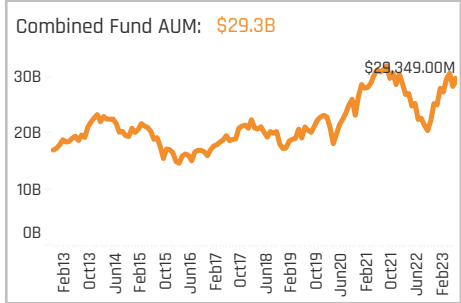
Aggregate Stock Holdings Data, Ranked by Most Widely Held.

Ticker	Stock Name	Funds Invested %	Average Weight	Vs Benchmark	Fund AUM, \$
SIE-DE	Siemens AG	20.34%	0.23%	0.04%	\$2,691M
SAP-DE	SAP SE	20.34%	0.33%	0.12%	\$3,906M
IFX-DE	Infineon Technologies AG	17.19%	0.21%	0.13%	\$1,283M
DTE-DE	Deutsche Telekom AG	16.62%	0.17%	0.06%	\$1,673M
ALV-DE	Allianz SE	16.33%	0.14%	0.01%	\$1,615M
MBG-DE	Mercedes-Benz Group AG	13.75%	0.12%	0.02%	\$743M
DPW-DE	Deutsche Post AG	13.75%	0.13%	0.07%	\$942M
DB1-DE	Deutsche Boerse AG	11.17%	0.15%	0.09%	\$1,478M
BAYN-DE	Bayer AG	10.89%	0.11%	0.03%	\$1,229M
MUV2-DE	Munich Reinsurance Company	10.32%	0.10%	0.02%	\$745M
MRK-DE	Merck KGaA	9.17%	0.04%	0.00%	\$321M
BMW-DE	Bayerische Motoren Werke AG	9.17%	0.08%	0.02%	\$523M
ADS-DE	adidas AG	8.02%	0.09%	0.03%	\$549M
VOW3-DE	Volkswagen AG Pref	6.88%	0.04%	0.00%	\$333M
EOAN-DE	E.ON SE	6.02%	0.05%	0.00%	\$643M



Top Stock Holdings, %

Fund Name	Ticker	Stock Name	Weight (%)
Ninety One Glob. Strat. Fd. - Global Valu..	VTSC-DE	Vitesco Technologies ..	7.11%
Morgan Stanley Inv. Fds. - Global Bran..	SAP-DE	SAP SE	6.02%
Schoellerbank Aktienfonds Value	SAP-DE	SAP SE	5.88%
First Sentier Investors ICVC - Stewart I..	DPW-DE	Deutsche Post AG	5.51%
Sanlam Universal Fds. Plc - Global High..	SAP-DE	SAP SE	5.46%
Morgan Stanley Inv. Fds. - Global Quali..	SAP-DE	SAP SE	5.25%
AIM Fds. Grp. (IFG) - Invesco Global Cor..	SAP-DE	SAP SE	5.21%
Polen Global Growth Fund	SAP-DE	SAP SE	5.13%
Schoellerbank Aktienfonds Value	DPW-DE	Deutsche Post AG	4.59%
Value Square Fund - Equity World	BMW-DE	Bayerische Motoren ..	4.54%
Artisan Global Value Fund	HEI-DE	HeidelbergCement AG	4.39%
DWS SDG Global Equities	DTE-DE	Deutsche Telekom AG	4.39%
St. James's Place Unit Trust - Global	HEI-DE	HeidelbergCement AG	4.38%
AIM Fds. Grp. (IFG) - Invesco Global Cor..	KGX-DE	KION GROUP AG	4.26%
Delaware Global Value Equity Fund	SAP-DE	SAP SE	4.18%



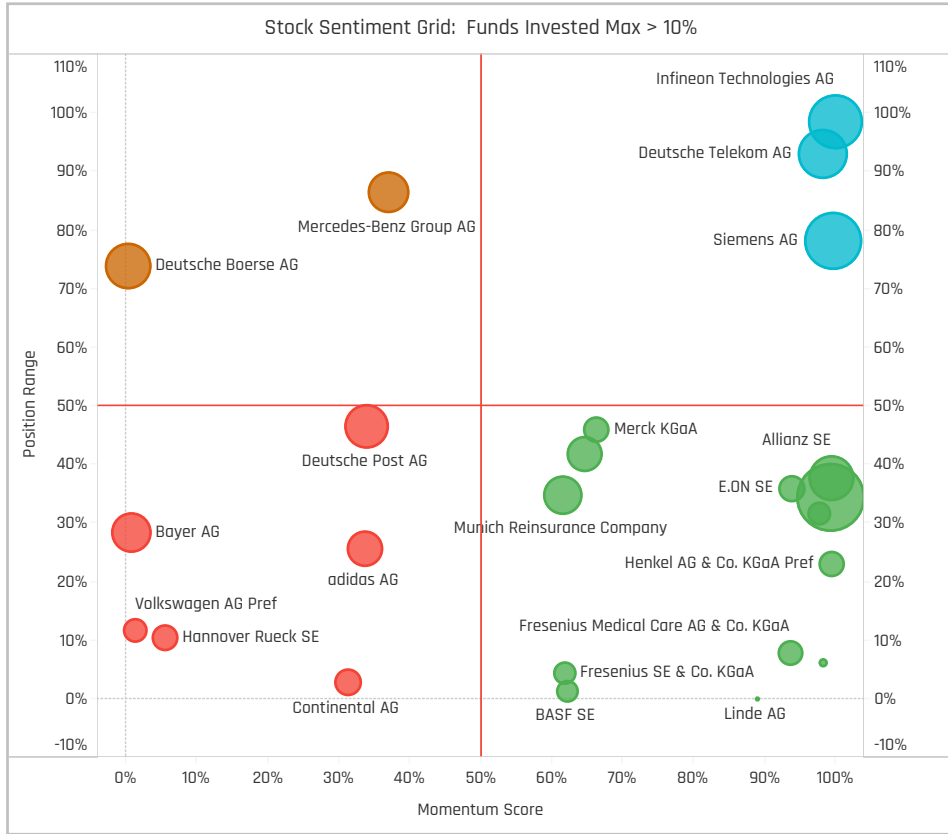
Top Stock Holdings, \$

Fund Name	Ticker	Stock Name	Value (\$)
Morgan Stanley Inv. Fds. - Global Bran..	SAP-DE	SAP SE	\$1,343M
American Funds New Perspective Fund	SAP-DE	SAP SE	\$574M
American Funds Capital World Growth ..	SIE-DE	Siemens AG	\$533M
Fidelity Funds SICAV - Global Dividend ..	DB1-DE	Deutsche Boerse AG	\$466M
DWS Top Dividende	DTE-DE	Deutsche Telekom AG	\$376M
American Funds Capital World Growth ..	SHL-DE	Siemens Healthineers AG	\$376M
DWS Top Dividende	HNR1-DE	Hannover Rueck SE	\$357M
First Eagle Global Fund	HEN3-DE	Henkel AG & Co. KGaA Pr..	\$327M
American Funds Capital World Growth ..	EOAN-DE	E.ON SE	\$321M
Ninety One Glob. Strat. Fd. - Global Fran..	BEI-DE	Beiersdorf AG	\$317M
Scottish Mortgage Investment Trust Plc	DHER-DE	Delivery Hero SE	\$293M
American Funds Capital World Growth ..	BAYN-DE	Bayer AG	\$281M
DWS Top Dividende	SIE-DE	Siemens AG	\$276M
Fidelity Funds SICAV - Global Dividend ..	MUV2-DE	Munich Reinsurance Co..	\$271M
Fidelity Funds SICAV - Global Dividend ..	ALV-DE	Allianz SE	\$247M

Largest Changes in Fund Weight, %

Fund Name	New or C..	Change
Delaware Global Value Equity Fu..		5.18%
Delaware Global Equity Fund		3.15%
JOHCM Umbrella Fund Plc - Glob..	New	2.67%
Ninety One Glb. Strat. Fd. - Glob..		2.28%
Ninety One Glb. Strat. Fd. - Glob..		2.21%
Multicooperation SICAV - Julius ..		2.15%
Invest Global		2.10%
Acatis Aktien Global Fonds UI		-2.02%
Uni 21. Jahrhundert -net-		-2.02%
SEB Fund 1 - Global Climate Opp..	Close	-2.05%
Franklin Mutual Ser. Fds. - Beac..		-2.07%
Skagen Focus		-3.28%
Artemis Global Income Fund		-4.06%
Virtus NFJ Global Sustainability ..		-5.17%

Ave Wgt Δ	Funds Invested Δ	Fund Flows, \$	Av Wgt vs ACWI Δ	Funds O/W % Δ
0.09%	0.29%	\$708M	0.07%	1.72%



Aggregate Stock Holdings Changes

Ticker	Stock Name	Funds Invested % Δ	Average Weight Δ	Fund Flows, \$
IFX-DE	Infineon Technologies AG	2.87%	0.04%	\$213M
ALV-DE	Allianz SE	1.43%	0.01%	\$371M
SIE-DE	Siemens AG	1.15%	0.02%	(\$47M)
SAP-DE	SAP SE	1.15%	0.05%	\$205M
HEN3-DE	Henkel AG & Co. KGaA Pref	1.15%	0.01%	\$36M
LHA-DE	Deutsche Lufthansa AG	1.15%	0.00%	\$1M
ENR-DE	Siemens Energy AG	0.86%	0.00%	(\$1M)
CON-DE	Continental AG	-0.57%	0.00%	(\$32M)
P911-DE	Porsche AG	-0.86%	0.00%	(\$49M)
ADS-DE	adidas AG	-0.86%	0.01%	(\$48M)
SDF-DE	K+S AG	-0.86%	0.00%	\$4M
DPW-DE	Deutsche Post AG	-0.86%	0.01%	\$147M
DB1-DE	Deutsche Boerse AG	-1.72%	-0.03%	\$13M
BAYN-DE	Bayer AG	-1.72%	-0.01%	(\$17M)

Largest Fund Flows, \$

Fund Name	New or Cl..	Flow
St. James's Place Unit Trust - G..		\$201M
American Funds Capital World ..		\$196M
UniGlobal		\$178M
UniFavorit: Aktien	New	\$156M
SJP Global Quality Fund		\$146M
PGIM Jennison Global Opportun..		\$92M
UniGlobal - net -		\$86M
American Funds Global Insight ..		(\$55M)
Swedbank Robur Allemansfond..		(\$57M)
DNB Global (IV)		(\$67M)
BNY Mellon Investment Fds. - G..		(\$76M)
Artemis Global Income Fund		(\$80M)
Franklin Mutual Ser. Fds. - Beac..		(\$84M)
Franklin Mutual Ser. Fds. - Glob..		(\$221M)

Largest Fund Level Changes in Stock Weight, %

Fund Name	Stock Name	New ..	Change
JOHCM Umbrella Fund Plc - Global ..	Infineon Technologies AG	New	2.67%
Janus Henderson Global Equity Fu..	Deutsche Telekom AG	New	2.39%
JOHCM Umbrella Fund Plc - Global ..	Infineon Technologies AG	New	2.05%
Delaware Ivy Global Growth Fund	Deutsche Telekom AG	New	1.94%
UniNachhaltig Aktien Global	SAP SE	New	1.85%
Delaware Global Value Equity Fund	adidas AG		1.80%
DWS Invest - CROCI Global Dividen..	Bayer AG	New	1.70%
Virtus NFJ Global Sustainability Fu..	adidas AG	Close	-1.91%
Acatis Aktien Global Fonds UI	BioNTech SE Sponsored ..		-1.95%
Virtus SGA Global Growth Fund	SAP SE	Close	-2.00%
Skagen Focus	Commerzbank AG	Close	-2.16%
Franklin Mutual Ser. Fds. - Beacon ..	adidas AG	Close	-2.26%
SVS Aubrey Capital Mgmt. Invst. Fu..	Deutsche Boerse AG	Close	-2.47%
Artemis Global Income Fund	RWE AG	Close	-3.01%

Sector Holding Changes: [Funds Invested Δ] / [Ave Wgt Δ] / Fund Flows, \$

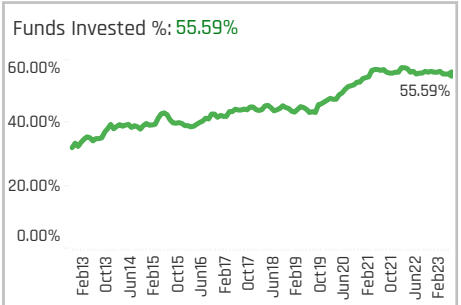
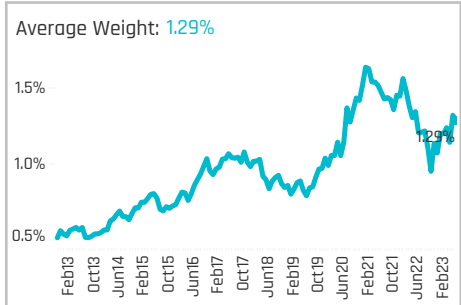
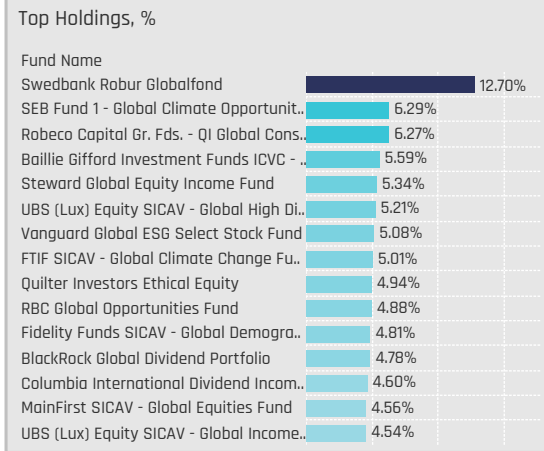
Sector	Change	Flow
Health Care	2.58%	(\$39M)
Information Technology	1.72%	\$428M
Consumer Staples	0.57%	\$63M
Multi	0.00%	
Materials	0.00%	\$161M
Financials	0.00%	\$297M
Energy	0.00%	\$0M
Communication Services	0.00%	\$25M
Utilities	-0.29%	\$22M
Real Estate	-0.29%	(\$4M)
Industrials	-1.15%	\$198M
Consumer Discretionary	-3.44%	(\$442M)

Largest Changes in Fund Sector Weight, %

Fund Name	New o..	Sector	Change
Delaware Global Value Equity Fund		Consumer Discretionary	2.98%
UniNachhaltig Aktien Global	New	Information Technology	2.80%
JOHCM Umbrella Fund Plc - Global S..	New	Information Technology	2.67%
Janus Henderson Global Equity Fund	New	Communication Services	2.39%
JOHCM Umbrella Fund Plc - Global O..	New	Information Technology	2.05%
Delaware Ivy Global Growth Fund	New	Communication Services	1.94%
Seligson & Co. Global Top 25 Brands..		Consumer Discretionary	1.92%
Skagen Focus	Close	Financials	-2.16%
Franklin Mutual Ser. Fds. - Beacon F..	Close	Consumer Discretionary	-2.26%
Uni 21. Jahrhundert -net-	Close	Financials	-2.33%
Acatis Aktien Global Fonds UI		Health Care	-2.36%
SVS Aubrey Capital Mgmt. Invst. Fun..	Close	Financials	-2.47%
UniNachhaltig Aktien Global		Financials	-2.82%
Artemis Global Income Fund	Close	Utilities	-3.01%

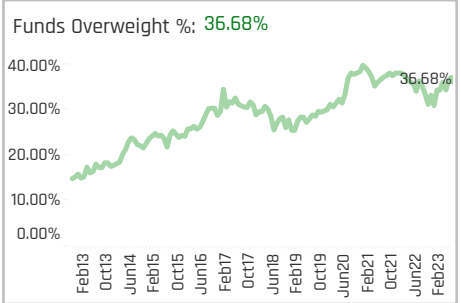
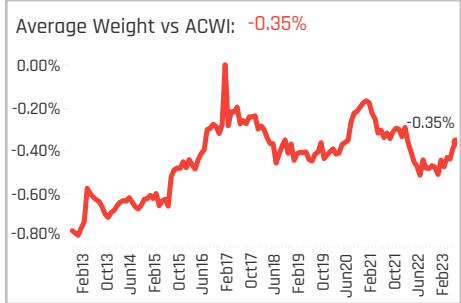
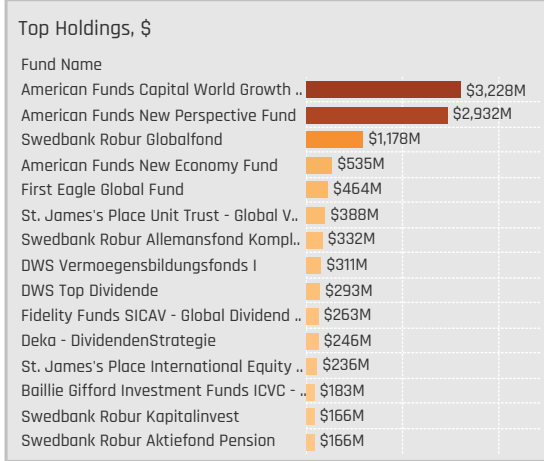
Largest Fund Level Stock Inflows/Outflows, \$

Fund Name	Stock Name	New..	Flow
American Funds Capital World Gra..	Deutsche Post AG		\$215M
UniGlobal	Allianz SE	New	\$155M
American Funds Capital World Gra..	Bayer AG		\$148M
UniFavorit: Aktien	Allianz SE	New	\$102M
UniGlobal	SAP SE	New	\$98M
St. James's Place Unit Trust - Glob..	Fresenius Medical Care A..		\$94M
PGIM Jennison Global Opportunitie..	Porsche AG		\$92M
St. James's Place International Eq..	Deutsche Post AG	Close	(\$75M)
Franklin Mutual Ser. Fds. - Beacon ..	adidas AG	Close	(\$84M)
Franklin Mutual Ser. Fds. - Global Di..	Siemens AG		(\$85M)
American Funds Capital World Gra..	Porsche AG		(\$97M)
American Funds Capital World Gra..	Siemens Healthineers AG		(\$98M)
UniGlobal	Bayer AG	Close	(\$115M)
Franklin Mutual Ser. Fds. - Global Di..	Volkswagen AG Pref	Close	(\$118M)



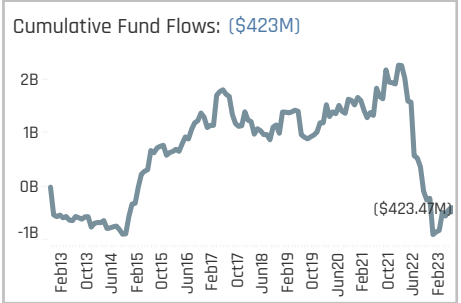
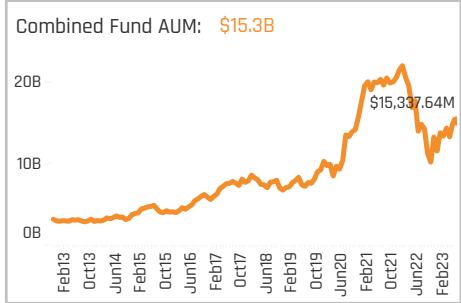
Aggregate Stock Holdings Data, Ranked by Most Widely Held.

Ticker	Stock Name	Funds Invested %	Average Weight	Vs Benchmark	Fund AUM, \$
2330-TW	Taiwan Semiconductor Manuf..	47.85%	0.97%	0.24%	\$12,965M
2454-TW	MediaTek Inc	7.45%	0.05%	0.00%	\$463M
2317-TW	Hon Hai Precision Industry Co...	4.01%	0.02%	-0.07%	\$264M
2308-TW	Delta Electronics, Inc.	3.15%	0.03%	-0.01%	\$369M
3034-TW	Novatek Microelectronics Corp.	2.58%	0.01%	0.00%	\$18M
8069-TW	E Ink Holdings Inc.	2.29%	0.01%	0.00%	\$40M
2360-TW	Chroma Ate Inc.	2.29%	0.01%	0.01%	\$26M
2301-TW	Lite-On Technology Corp.	2.29%	0.02%	0.01%	\$109M
2303-TW	United Microelectronics Corp.	2.01%	0.02%	-0.01%	\$28M
6239-TW	Powertech Technology Inc.	1.72%	0.00%	0.00%	\$2M
2379-TW	Realtek Semiconductor Corp	1.72%	0.00%	0.00%	\$5M
2357-TW	Asustek Computer Inc.	1.72%	0.01%	-0.01%	\$19M
6121-TW	Simplo Technology Co. Ltd.	1.43%	0.01%	0.01%	\$43M
5483-TW	Sino-American Silicon Product..	1.43%	0.00%	0.00%	\$7M
2882-TW	Cathay Financial Holdings Co,...	1.43%	0.01%	-0.01%	\$10M



Top Stock Holdings, %

Fund Name	Ticker	Stock Name	Weight
Swedbank Robur Globalfond	2330-TW	Taiwan Semiconducto..	7.16%
Baillie Gifford Investment Funds ICVC - ..	2330-TW	Taiwan Semiconducto..	5.59%
Vanguard Global ESG Select Stock Fund	2330-TW	Taiwan Semiconducto..	5.08%
RBC Global Opportunities Fund	2330-TW	Taiwan Semiconducto..	4.88%
MainFirst SICAV - Global Equities Fund	2330-TW	Taiwan Semiconducto..	4.56%
FTIF SICAV - Global Climate Change Fu..	2330-TW	Taiwan Semiconducto..	4.53%
RBC Funds (Lux) - Global Equity Focus ..	2330-TW	Taiwan Semiconducto..	4.11%
Swedbank Robur Allemansfond Kompl..	2330-TW	Taiwan Semiconducto..	4.09%
Janus Henderson Global Equity Fund	2330-TW	Taiwan Semiconducto..	3.89%
Touchstone Strategic Trust - Non-US E..	2330-TW	Taiwan Semiconducto..	3.82%
Redwheel Funds SICAV - Global Horizo..	2330-TW	Taiwan Semiconducto..	3.81%
Comgest Growth Plc - Global Flex	2330-TW	Taiwan Semiconducto..	3.77%
Comgest Monde	2330-TW	Taiwan Semiconducto..	3.77%
Janus Henderson Global Select Fund	2330-TW	Taiwan Semiconducto..	3.75%
Columbia International Dividend Incom..	2330-TW	Taiwan Semiconducto..	3.75%



Aggregate Sector Holdings: [Ave Wgt] / [vs ACWI] / [Funds Invested]

Sector	Ave Wgt	[vs ACWI]	[Funds Invested]
Information Technology	1.22%	0.11%	55.01%
Industrials	0.02%	-0.07%	5.73%
Financials	0.01%	-0.18%	4.01%
Communication Services	0.01%	-0.03%	2.01%
Consumer Discretionary	0.01%	-0.01%	3.44%
Multi	0.01%	0.01%	0.29%
Health Care	0.00%	0.00%	1.15%
Materials	0.00%	-0.14%	2.29%
Consumer Staples	0.00%	-0.04%	1.15%
Energy	0.00%	0.00%	0.00%

Top Sector Holdings, %

Fund Name	Sector	Weight
Swedbank Robur Globalfond	Information Technology	11.24%
SEB Fund 1 - Global Climate Opportunit..	Information Technology	5.62%
Baillie Gifford Investment Funds ICVC - ..	Information Technology	5.59%
Steward Global Equity Income Fund	Information Technology	5.34%
Vanguard Global ESG Select Stock Fund	Information Technology	5.08%
Quilter Investors Ethical Equity	Information Technology	4.94%
RBC Global Opportunities Fund	Information Technology	4.88%
BlackRock Global Dividend Portfolio	Information Technology	4.78%
Columbia International Dividend Incom..	Information Technology	4.60%
MainFirst SICAV - Global Equities Fund	Information Technology	4.56%
FTIF SICAV - Global Climate Change Fu..	Information Technology	4.53%
ASN Beleggingsfondsen UCITS NV - Du..	Information Technology	4.38%
UBS (Lux) Equity SICAV - Global High Di..	Information Technology	4.33%
RBC Funds (Lux) - Global Equity Focus ..	Information Technology	4.11%
Swedbank Robur Allemansfond Kompl..	Information Technology	4.09%

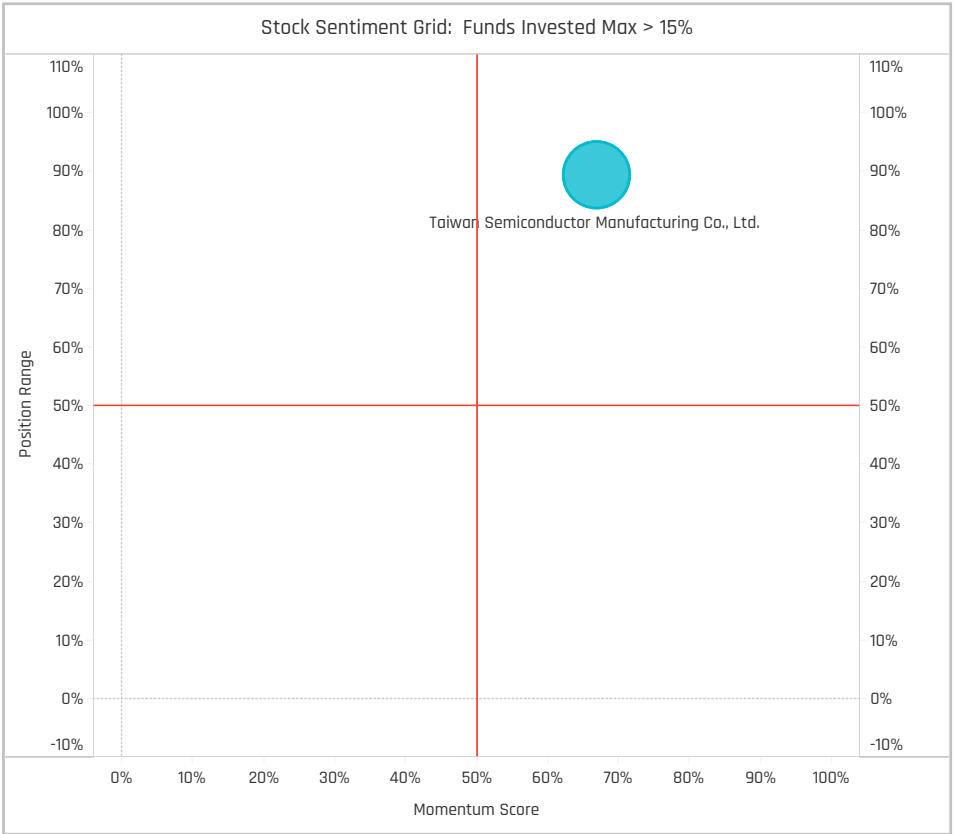
Top Stock Holdings, \$

Fund Name	Ticker	Stock Name	Value
American Funds Capital World Growth ..	2330-TW	Taiwan Semiconductor ..	\$2,798M
American Funds New Perspective Fund	2330-TW	Taiwan Semiconductor ..	\$2,798M
Swedbank Robur Globalfond	2330-TW	Taiwan Semiconductor ..	\$664M
First Eagle Global Fund	2330-TW	Taiwan Semiconductor ..	\$464M
Swedbank Robur Allemansfond Kompl..	2330-TW	Taiwan Semiconductor ..	\$332M
American Funds New Economy Fund	2330-TW	Taiwan Semiconductor ..	\$314M
DWS Vermoegensbildungsfonds I	2330-TW	Taiwan Semiconductor ..	\$311M
DWS Top Dividende	2330-TW	Taiwan Semiconductor ..	\$293M
Fidelity Funds SICAV - Global Dividend ..	2330-TW	Taiwan Semiconductor ..	\$263M
Deka - Dividendenstrategie	2330-TW	Taiwan Semiconductor ..	\$246M
St. James's Place International Equity ..	2330-TW	Taiwan Semiconductor ..	\$236M
St. James's Place Unit Trust - Global V..	2330-TW	Taiwan Semiconductor ..	\$230M
American Funds Capital World Growth ..	2308-TW	Delta Electronics, Inc.	\$220M
Baillie Gifford Investment Funds ICVC - ..	2330-TW	Taiwan Semiconductor ..	\$183M
Swedbank Robur Kapitalinvest	2330-TW	Taiwan Semiconductor ..	\$166M

Largest Changes in Fund Weight, %

Fund Name	New or C..	Change
SEB Fund 1 - Global Climate Opp..		5.19%
JPMorgan Investment Funds - G..		1.67%
Vanguard Global ESG Select Sto..		1.60%
Swedbank Robur Allemansfond ..		1.55%
JPMorgan Funds - Global Focus ..		1.54%
Schroder QEP Global Active Valu..		1.48%
JPMorgan Investment Funds - G..		1.40%
CIF - Capital Group Global Equit..		-0.43%
American Funds Global Insight F..		-0.43%
Robeco Capital Gr. Fds. - QI Glob..	Close	-0.65%
Ninety One Glob. Strat. Fd. - Glob..		-0.69%
BlackRock Strategic Fds. - Syste..		-0.77%
Artemis Global Income Fund	Close	-1.02%
St. James's Place Unit Trust - S..	Close	-1.70%

Ave Wgt Δ	Funds Invested Δ	Fund Flows, \$	Av Wgt vs ACWI Δ	Funds O/W % Δ
0.21%	-0.57%	\$463M	0.15%	5.73%



Largest Fund Flows, \$

Fund Name	New or Cl..	Flow
American Funds Capital World ..		\$195M
Swedbank Robur Allemansfond..		\$109M
St. James's Place Unit Trust - G..		\$85M
American Funds New Economy ..		\$75M
JPMorgan Funds - Global Focus..		\$41M
JPMorgan Investment Funds - ..		\$40M
JPMorgan Investment Funds - ..		\$35M
RBC Funds (Lux) - Global Equity..		(\$16M)
Artemis Global Income Fund	Close	(\$18M)
Swedbank Robur Globalfond		(\$34M)
Swedbank Robur Aktiefond Pe..		(\$36M)
American Funds Global Insight ..		(\$62M)
DWS Top Dividende		(\$80M)
St. James's Place Unit Trust - S..	Close	(\$114M)

Aggregate Stock Holdings Changes

Ticker	Stock Name	Funds Invested % Δ	Average Weight Δ	Fund Flows, \$
2345-TW	Accton Technology Corp.	1.15%	0.00%	\$4M
3034-TW	Novatek Microelectronics Corp.	0.86%	0.01%	\$9M
2360-TW	Chroma Ate Inc.	0.86%	0.00%	\$1M
3231-TW	Wistron Corporation	0.57%	0.00%	(\$28M)
8464-TW	Nien Made Enterprise Co., Ltd.	0.57%	0.00%	\$1M
6409-TW	Voltronic Power Technology Co..	0.57%	0.00%	\$10M
2059-TW	King Slide Works Co., Ltd.	0.57%	0.00%	\$15M
6239-TW	Powertech Technology Inc.	-0.29%	0.00%	\$0M
1216-TW	Uni-President Enterprises Corp.	-0.29%	0.00%	\$0M
3293-TW	International Games System C..	-0.57%	0.00%	(\$1M)
3037-TW	Unimicron Technolgy Corp.	-0.57%	0.00%	(\$1M)
3711-TW	ASE Technology Holding Co., Lt..	-0.57%	0.00%	\$1M
2891-TW	CTBC Financial Holding Compa..	-0.57%	0.00%	\$0M
8046-TW	Nan Ya Printed Circuit Board C..	-0.86%	0.00%	(\$1M)

Largest Fund Level Changes in Stock Weight, %

Fund Name	Stock Name	New ..	Change
SEB Fund 1 - Global Climate Oppor..	Wiwynn Corp.	New	1.98%
JPMorgan Investment Funds - Glo..	Taiwan Semiconductor M..		1.67%
Vanguard Global ESG Select Stock ..	Taiwan Semiconductor M..		1.60%
Swedbank Robur Allemansfond Ka..	Taiwan Semiconductor M..		1.55%
JPMorgan Funds - Global Focus Fu..	Taiwan Semiconductor M..		1.54%
SEB Fund 1 - Global Climate Oppor..	United Microelectronics C..	New	1.43%
JPMorgan Investment Funds - Glo..	Taiwan Semiconductor M..		1.40%
Robeco Capital Gr. Fds. - QI Global ..	SinoPac Financial Haldin..	Close	-0.65%
Ninety One Glob. Strat. Fd. - Global ..	MediaTek Inc		-0.79%
Baillie Gifford UK & Bal. Fds. - Glob..	Silicon Motion Technolog..	Close	-0.83%
MainStay Epoch Capital Growth Fu..	Silergy Corp.	Close	-0.88%
Quilter Investors Ethical Equity	Delta Electronics, Inc.		-0.91%
Artemis Global Income Fund	Taiwan Semiconductor M..	Close	-1.02%
St. James's Place Unit Trust - Sust..	Taiwan Semiconductor M..	Close	-1.70%

Sector Holding Changes: [Funds Invested Δ] / [Ave Wgt Δ] / Fund Flows, \$

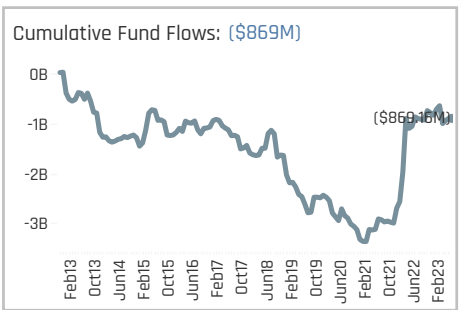
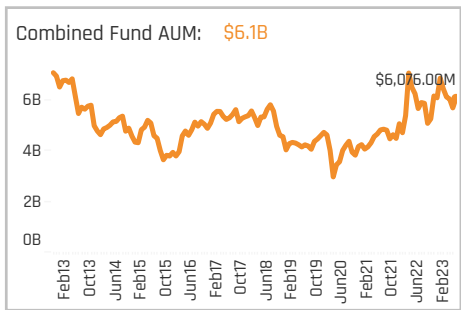
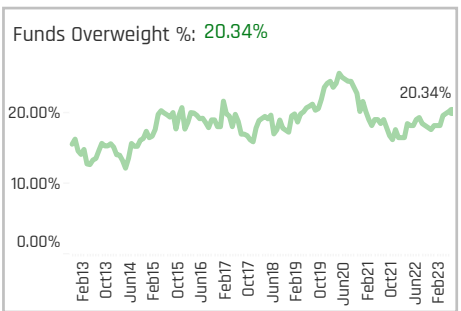
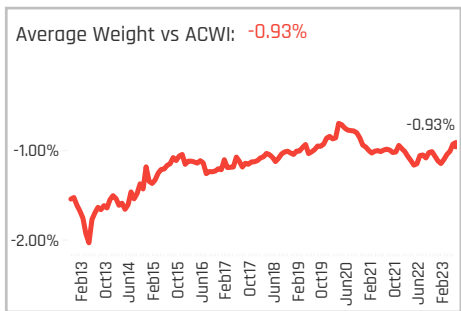
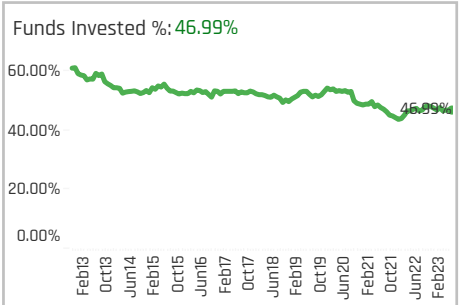
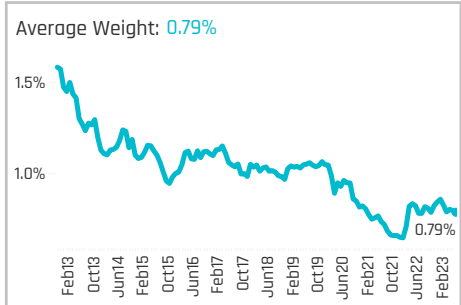
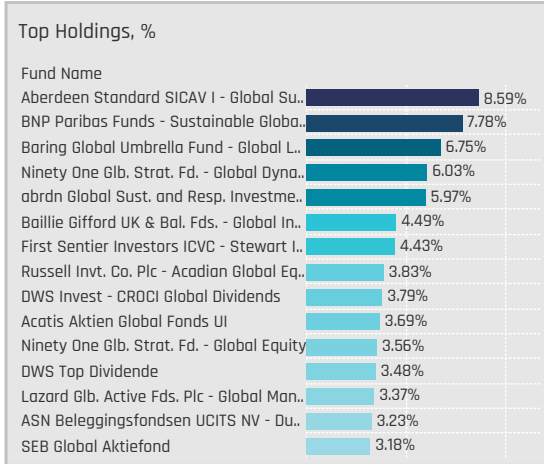
Sector	Weight Change	Invested Change	Fund Flows
Industrials	0.29%	0.00%	\$101M
Materials	0.29%	0.00%	(\$3M)
Utilities	0.00%	0.00%	
Real Estate	0.00%	0.00%	
Multi	0.00%	0.00%	\$0M
Health Care	0.00%	0.00%	\$1M
Energy	0.00%	0.00%	\$0M
Consumer Discretionary	0.00%	0.00%	\$1M
Information Technology	-0.29%	0.21%	\$387M
Communication Services	-0.29%	0.00%	(\$2M)
Consumer Staples	-0.29%	0.00%	\$0M
Financials	-0.86%	0.00%	(\$21M)

Largest Changes in Fund Sector Weight, %

Fund Name	New o..	Sector	Change
SEB Fund 1 - Global Climate Opportu..		Information Technology	4.52%
JPMorgan Investment Funds - Glob..		Information Technology	1.67%
Vanguard Global ESG Select Stock F..		Information Technology	1.60%
Swedbank Robur Allemansfond Ka..		Information Technology	1.55%
JPMorgan Funds - Global Focus Fund		Information Technology	1.54%
JPMorgan Investment Funds - Glob..		Information Technology	1.40%
Schroder QEP Global Active Value Fu..		Information Technology	1.29%
American Funds Global Insight Fund		Information Technology	-0.43%
BlackRock Strategic Fds. - Systemat..		Information Technology	-0.59%
Robeco Capital Gr. Fds. - QI Global M..	Close	Financials	-0.65%
Ninety One Glob. Strat. Fd. - Global St..		Information Technology	-0.69%
MainStay Epoch Capital Growth Fund		Information Technology	-0.89%
Artemis Global Income Fund	Close	Information Technology	-1.02%
St. James's Place Unit Trust - Sust. ...	Close	Information Technology	-1.70%

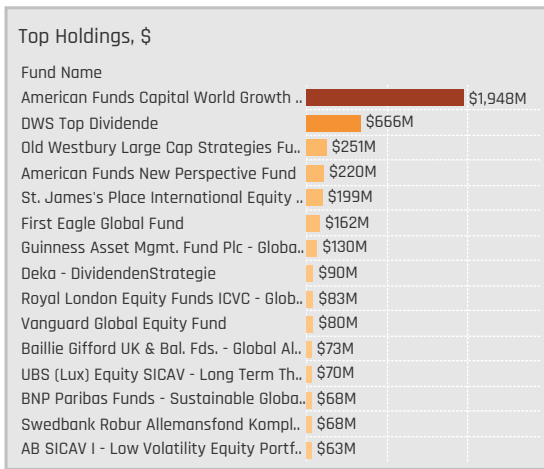
Largest Fund Level Stock Inflows/Outflows, \$

Fund Name	Stock Name	New..	Flow
American Funds Capital World Gro..	Taiwan Semiconductor M..		\$176M
Swedbank Robur Allemansfond Ka..	Taiwan Semiconductor M..		\$109M
American Funds Capital World Gro..	GlobalWafers Co., Ltd.		\$68M
American Funds New Economy Fund	Taiwan Semiconductor M..		\$63M
Swedbank Robur Globalfond	Taiwan Semiconductor M..		\$52M
St. James's Place Unit Trust - Glob..	Hon Hai Precision Industr..		\$45M
JPMorgan Funds - Global Focus Fu..	Taiwan Semiconductor M..		\$41M
Swedbank Robur Globalfond	Parade Technologies, Ltd.		(\$29M)
Swedbank Robur Aktiefond Pension	Wistron Corporation		(\$29M)
Swedbank Robur Globalfond	E Ink Holdings Inc.		(\$45M)
American Funds Capital World Gro..	MediaTek Inc		(\$49M)
American Funds Global Insight Fund	Taiwan Semiconductor M..		(\$62M)
DWS Top Dividende	Taiwan Semiconductor M..		(\$80M)
St. James's Place Unit Trust - Sust...	Taiwan Semiconductor M..	Close	(\$114M)



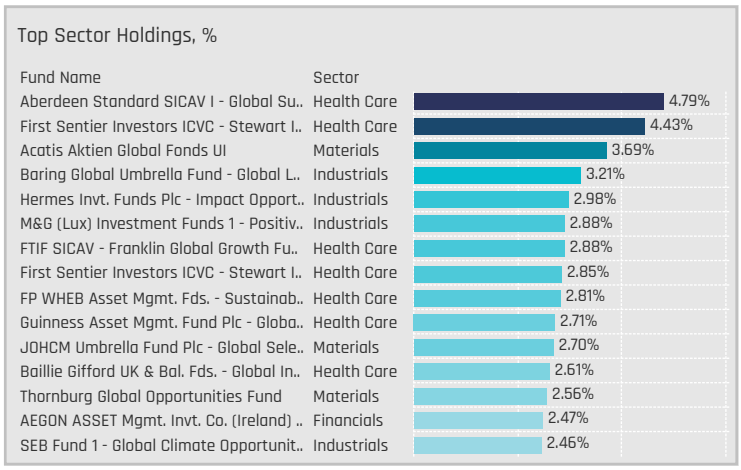
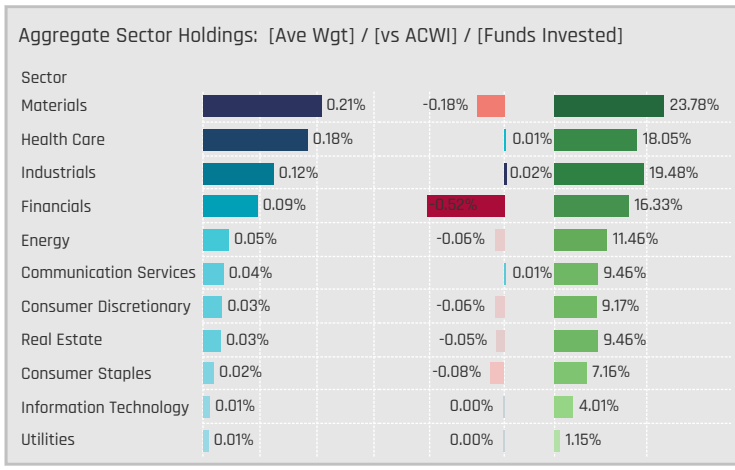
Aggregate Stock Holdings Data, Ranked by Most Widely Held.

Ticker	Stock Name	Funds Invested %	Average Weight	Vs Benchmark	Fund AUM, \$
BHP-AU	BHP Group Ltd	13.75%	0.10%	-0.16%	\$1,477M
CSL-AU	CSL Limited	11.46%	0.12%	-0.02%	\$507M
BXB-AU	Brambles Limited	8.31%	0.06%	0.03%	\$220M
WDS-AU	Woodside Energy Group Ltd	7.16%	0.02%	-0.05%	\$462M
FMG-AU	Fortescue Metals Group Ltd	6.30%	0.04%	0.00%	\$1,210M
SHL-AU	Sonic Healthcare Limited	6.02%	0.03%	0.02%	\$238M
TLS-AU	Telstra Group Limited	5.73%	0.02%	0.00%	\$87M
CBA-AU	Commonwealth Bank of Austr..	4.58%	0.01%	-0.17%	\$29M
ALL-AU	Aristocrat Leisure Limited	4.58%	0.01%	-0.02%	\$85M
MQG-AU	Macquarie Group, Ltd.	4.30%	0.03%	-0.04%	\$153M
S32-AU	South32 Ltd.	4.01%	0.01%	-0.02%	\$26M
BSL-AU	Bluescope Steel Limited	4.01%	0.00%	-0.01%	\$21M
COL-AU	Coles Group Ltd.	3.72%	0.01%	-0.02%	\$19M
ANZ-AU	Australia and New Zealand B..	3.72%	0.01%	-0.07%	\$14M
WOW-AU	Woolworths Group Ltd	3.44%	0.01%	-0.05%	\$27M



Top Stock Holdings, %

Fund Name	Ticker	Stock Name	Weight (%)
Acatis Aktien Global Fonds UI	FMG-AU	Fortescue Metals Group..	3.69%
Hermes Invst. Funds Plc - Impact Oppor..	BXB-AU	Brambles Limited	2.98%
M&G (Lux) Investment Funds 1 - Positiv..	BXB-AU	Brambles Limited	2.88%
FTIF SICAV - Franklin Global Growth Fu..	CSL-AU	CSL Limited	2.88%
First Sentier Investors ICVC - Stewart I..	CSL-AU	CSL Limited	2.85%
FP WHEB Asset Mgmt. Fds. - Sustainab..	CSL-AU	CSL Limited	2.81%
Guinness Asset Mgmt. Fund Plc - Globa..	SHL-AU	Sonic Healthcare Limi..	2.71%
JOHCM Umbrella Fund Plc - Global Sele..	FMG-AU	Fortescue Metals Group..	2.70%
Baillie Gifford UK & Bal. Fds. - Global In..	SHL-AU	Sonic Healthcare Limi..	2.61%
Thornburg Global Opportunities Fund	MIN-AU	Mineral Resources Lim..	2.56%
First Sentier Investors ICVC - Stewart I..	CSL-AU	CSL Limited	2.55%
AEGON ASSET Mgmt. Invst. Co. (Ireland) ..	MQG-AU	Macquarie Group, Ltd.	2.47%
SEB Fund 1 - Global Climate Opportunit..	BXB-AU	Brambles Limited	2.46%
DWS Top Dividende	BHP-AU	BHP Group Ltd	2.46%
Columbia Threadneedle (UK) ICVC - Su..	CSL-AU	CSL Limited	2.45%



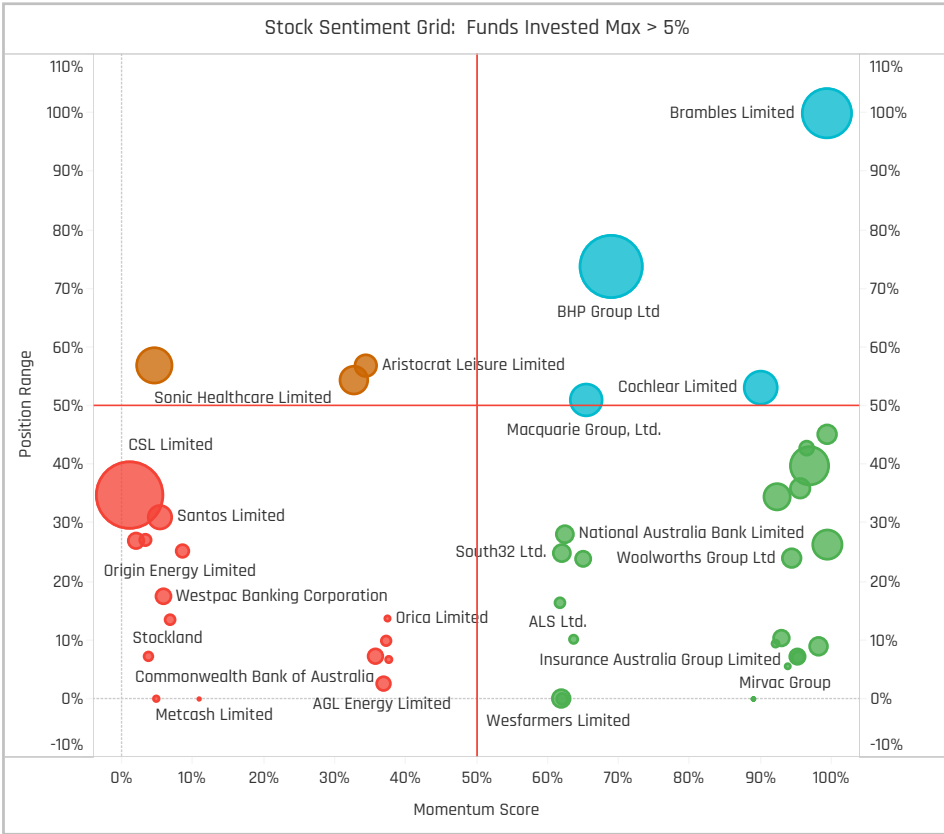
Top Stock Holdings, \$

Fund Name	Ticker	Stock Name	Value (\$)
American Funds Capital World Growth ..	FMG-AU	Fortescue Metals Group ..	\$1,080M
DWS Top Dividende	BHP-AU	BHP Group Ltd	\$471M
American Funds New Perspective Fund	FMG-AU	Goodman Group	\$220M
American Funds Capital World Growth ..	BHP-AU	BHP Group Ltd	\$205M
St. James's Place International Equity ..	BHP-AU	BHP Group Ltd	\$199M
DWS Top Dividende	WDS-AU	Woodside Energy Group ..	\$196M
American Funds Capital World Growth ..	WDS-AU	Woodside Energy Group ..	\$189M
First Eagle Global Fund	NCM-AU	Newcrest Mining Limited	\$162M
American Funds Capital World Growth ..	TWE-AU	Treasury Wine Estates Li..	\$161M
Guinness Asset Mgmt. Fund Plc - Globa..	SHL-AU	Sonic Healthcare Limited	\$130M
Old Westbury Large Cap Strategies Fu..	BHP-AU	BHP Group Ltd	\$126M
Old Westbury Large Cap Strategies Fu..	CSL-AU	CSL Limited	\$94M
American Funds Capital World Growth ..	CSL-AU	CSL Limited	\$87M
American Funds Capital World Growth ..	AMC-AU	Amcors PLC Shs Chess D..	\$86M
American Funds Capital World Growth ..	MQG-AU	Macquarie Group, Ltd.	\$82M

Largest Changes in Fund Weight, %

Fund Name	New or C..	Change
Lazard Glb. Active Fds. Plc - Glob..		2.67%
BNP Paribas Funds - Sustainabl..		2.14%
SEB Dynamisk Aktiefond		2.03%
SEB Fund 1 - Global Climate Opp..		1.53%
Wasatch Global Value Fund	New	1.33%
BlackRock Strategic Fds. - Syste..		1.25%
Sarasin Funds ICVC - Thematic ..	New	1.06%
Schroder ISF - Global Equity Yield	Close	-1.45%
Uni 21. Jahrhundert -net-	Close	-1.51%
Thornburg Global Opportunities ..		-1.73%
UniNachhaltig Aktien Global	Close	-1.84%
DWS Invest - CROCI Global Divid..		-2.17%
Harbor Global Leaders Fund	Close	-2.28%
Baring Global Umbrella Fund - Gl..		-2.32%

Ave Wgt Δ	Funds Invested Δ	Fund Flows, \$	Av Wgt vs ACWI Δ	Funds O/W % Δ
-0.06%	-0.57%	(\$62M)	0.18%	2.01%



Aggregate Stock Holdings Changes

Ticker	Stock Name	Funds Invested % Δ	Average Weight Δ	Fund Flows, \$
QAN-AU	Qantas Airways Limited	2.58%	0.01%	\$13M
ANZ-AU	Australia and New Zealand Ba..	1.72%	0.00%	\$6M
TLS-AU	Telstra Group Limited	1.15%	0.01%	\$13M
NCM-AU	Newcrest Mining Limited	0.86%	0.00%	\$1M
TCL-AU	Transurban Group Ltd.	0.86%	0.00%	(\$2M)
BXB-AU	Brambles Limited	0.86%	0.02%	\$29M
BHP-AU	BHP Group Ltd	0.57%	0.00%	\$244M
CSL-AU	CSL Limited	-0.86%	-0.05%	(\$375M)
AZJ-AU	Aurizon Holdings Ltd.	-0.86%	0.00%	(\$13M)
DXS-AU	Dexus	-0.86%	0.00%	(\$6M)
MPL-AU	Medibank Private Ltd.	-0.86%	0.00%	\$21M
CPU-AU	Computershare Limited	-1.15%	-0.01%	\$0M
ASX-AU	ASX Limited	-1.15%	0.00%	(\$1M)
ANZDA-AU	Australia & New Zealand Banki..	-1.43%	0.00%	(\$7M)

Largest Fund Flows, \$

Fund Name	New or Cl..	Flow
Old Westbury Large Cap Strate..		\$147M
Swedbank Robur Allemansfond..	New	\$91M
St. James's Place International..		\$84M
SEB Dynamisk Aktiefond		\$34M
AB SICAV I - Low Volatility Equi..		\$25M
Guinness Asset Mgmt. Fund Plc..		\$22M
BNP Paribas Funds - Sustainabl..		\$19M
SJP Global Quality Fund	Close	(\$41M)
American Funds New Perspecti..		(\$44M)
UniGlobal - net -		(\$54M)
American Funds Capital World ..		(\$63M)
UniNachhaltig Aktien Global	Close	(\$74M)
UniFavorit: Aktien		(\$87M)
UniGlobal		(\$130M)

Largest Fund Level Changes in Stock Weight, %

Fund Name	Stock Name	New ..	Change
SEB Fund 1 - Global Climate Oppor..	Brambles Limited		1.70%
Columbia International Dividend In..	Telstra Group Limited	New	1.59%
Ninety One Glb. Strat. Fd. - Global ..	Brambles Limited	New	1.48%
Wasatch Global Value Fund	BHP Group Ltd	New	1.33%
BNP Paribas Funds - Sustainable ..	Telstra Group Limited	New	1.13%
Ninety One Glb. Strat. Fd. - Global ..	IGO Limited	New	1.11%
Sarasin Funds ICVC - Thematic Glo..	Lynas Rare Earths Limited	New	1.06%
Schroder ISF - Global Equity Yield	South32 Ltd.	Close	-1.45%
Lazard Investment Funds - Global ..	ALS Ltd.	Close	-1.48%
Uni 21. Jahrhundert -net-	CSL Limited	Close	-1.51%
Thornburg Global Opportunities Fu..	Mineral Resources Limited		-1.73%
UniNachhaltig Aktien Global	CSL Limited	Close	-1.84%
DWS Invest - CROCI Global Dividen..	Sonic Healthcare Limited	Close	-1.91%
Harbor Global Leaders Fund	CSL Limited	Close	-2.28%

Sector Holding Changes: [Funds Invested Δ] / [Ave Wgt Δ] / Fund Flows, \$

Sector	Weight Change	Flow
Industrials	1.43%	\$28M
Communication Services	0.57%	\$8M
Materials	0.29%	\$240M
Multi	0.00%	
Consumer Staples	0.00%	\$100M
Real Estate	-0.29%	\$4M
Energy	-0.29%	(\$34M)
Utilities	-0.29%	(\$1M)
Consumer Discretionary	-0.57%	(\$12M)
Information Technology	-1.15%	\$0M
Health Care	-1.43%	(\$358M)
Financials	-1.72%	(\$38M)

Largest Changes in Fund Sector Weight, %

Fund Name	New o..	Sector	Change
SEB Fund 1 - Global Climate Opportu..		Industrials	1.70%
Ninety One Glb. Strat. Fd. - Global D..	New	Industrials	1.48%
Wasatch Global Value Fund	New	Materials	1.33%
BlackRock Strategic Fds. - Systemat..		Financials	1.33%
Lazard Glb. Active Fds. Plc - Global ..	New	Industrials	1.32%
BNP Paribas Funds - Sustainable Gl..	New	Consumer Staples	1.28%
SEB Dynamisk Aktiefond		Industrials	1.22%
First Sentier Investors ICVC - Stewa..		Health Care	-1.40%
Schroder ISF - Global Equity Yield	Close	Materials	-1.45%
Uni 21. Jahrhundert -net-	Close	Health Care	-1.51%
Thornburg Global Opportunities Fund		Materials	-1.73%
UniNachhaltig Aktien Global	Close	Health Care	-1.84%
DWS Invest - CROCI Global Dividends	Close	Health Care	-1.91%
Harbor Global Leaders Fund	Close	Health Care	-2.28%

Largest Fund Level Stock Inflows/Outflows, \$

Fund Name	Stock Name	New..	Flow
Old Westbury Large Cap Strategies..	BHP Group Ltd		\$119M
Swedbank Robur Allemansfond Ka..	Treasury Wine Estates Li..	New	\$91M
St. James's Place International Eq..	BHP Group Ltd		\$84M
BlackRock Global Funds - Systemat..	BHP Group Ltd		\$32M
Old Westbury Large Cap Strategies..	CSL Limited		\$27M
AB SICAV I - Low Volatility Equity P..	Medibank Private Ltd.	New	\$25M
Guinness Asset Mgmt. Fund Plc - Gl..	Sonic Healthcare Limited		\$22M
American Funds Capital World Gro..	Lynas Rare Earths Limited	Close	(\$38M)
SJP Global Quality Fund	CSL Limited	Close	(\$41M)
American Funds New Perspective F..	Macquarie Group, Ltd.	Close	(\$44M)
UniGlobal - net -	CSL Limited		(\$54M)
UniNachhaltig Aktien Global	CSL Limited	Close	(\$74M)
UniFavorit: Aktien	CSL Limited		(\$87M)
UniGlobal	CSL Limited		(\$130M)

DISCLAIMER

This report is published by, and remains the copyright of, Copley Fund Research Limited. Unless otherwise agreed with Copley Fund Research Limited, this report may only be used by the permitted recipients and shall not be provided to any third parties. Receipt of this report should not be taken as permission to reproduce, copy or use any of the charts or data in internal or external presentations. To do so requires separate permission from Copley Fund Research Limited.

Copley Fund Research Limited uses reasonable efforts to obtain information from reliable sources, but all Publications are provided on an "as is" basis without representation or warranty of any kind (neither express nor implied) and Copley Fund Research disclaims liability for any Publication not being complete, accurate, suitable and relevant for the recipient.

The comments in this publication are for general information purposes only and do not constitute personalised financial advice. No consideration has been taken of your personal financial situation or investment goals in preparing this publication and the distribution of this publication is not a personalised service under the Financial Advisers Act 2008. If you wish to receive personalised financial advice, please contact your Investment Advisor.

Further, nothing in this report shall constitute or be deemed to constitute investment advice or a recommendation or an offer or solicitation and is not the basis for any contract to purchase or sell any security or other instrument. Should you undertake any such activity based on information contained in this report, you do so entirely at your own risk and Copley Fund Research shall have no liability whatsoever for any loss, damage, costs or expenses incurred or suffered by you as a result.

For US Investors this report is solely for Institutional use – not for public distribution.

For Canadian investors this report is solely for use by accredited investors.

