



Asia Ex-Japan Equity
Active Fund Ownership Report
5/31/2023

Asia Ex-Japan Equity Active Fund Ownership Report

5/31/2023

Introduction

In this data report, we analyse the holdings of actively managed Asia Ex-Japan Equity Funds. The current fund sample spans 86 funds with a combined AUM of \$54.56Bn. The majority of strategies benchmark the MSCI All Country Asia Ex-Japan Index

We analyse the latest published filings for all funds and aggregate together as of 5/31/2023. We show the most recent snapshot in positioning, time series data going back to 7/31/2011 and recent allocation shifts by the managers in our analysis.

Relative benchmark positioning is measured against the iShares Tr. - MSCI All Country Asia ex-Japan ETF (AAXJ) - proportionally adjusted to remove any cash holdings to better replicate the index.

All Cash Flow calculations are on a best estimates basis. We use monthly position changes and month end prices to estimate the net buying and selling value for each stock within each fund in our analysis.

Contents

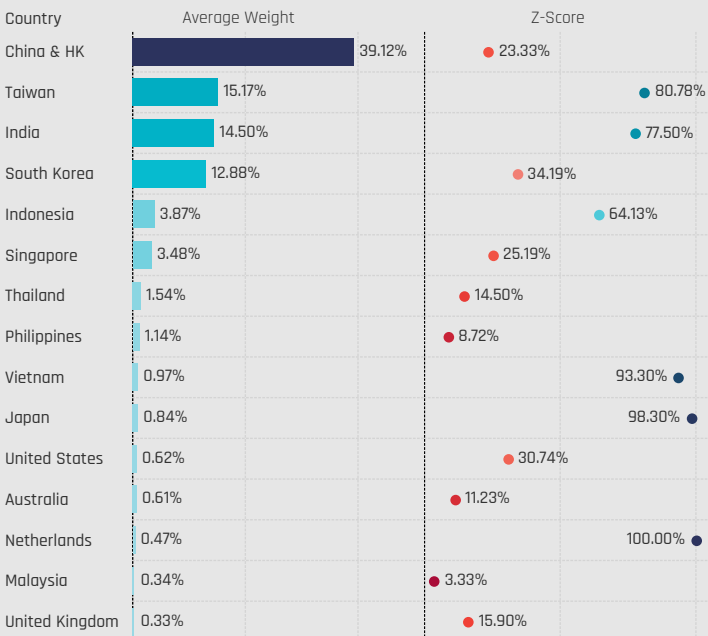
Country Allocations	3
Sector Group Allocations	9
Sector Allocations	13
Country / Sector Allocations	19
Stock Allocations	25
Sector Profiles	29
Country Profiles	52

Country Allocations

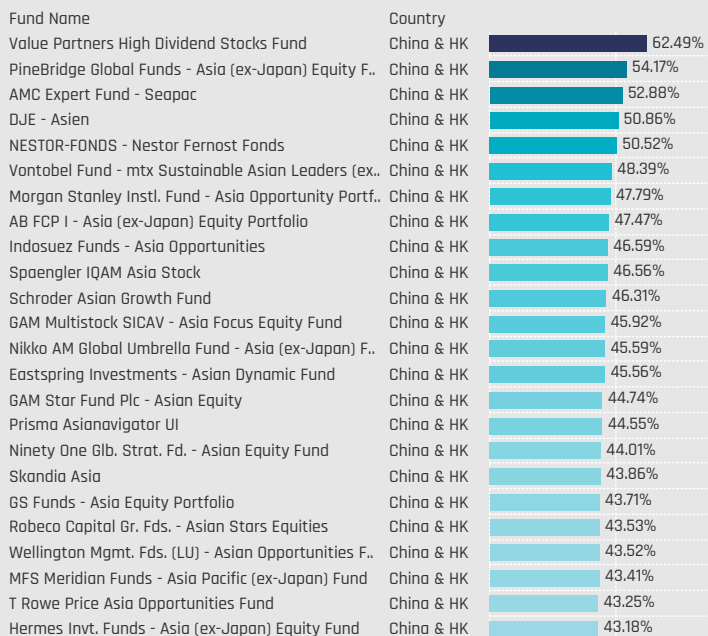


Country Allocations

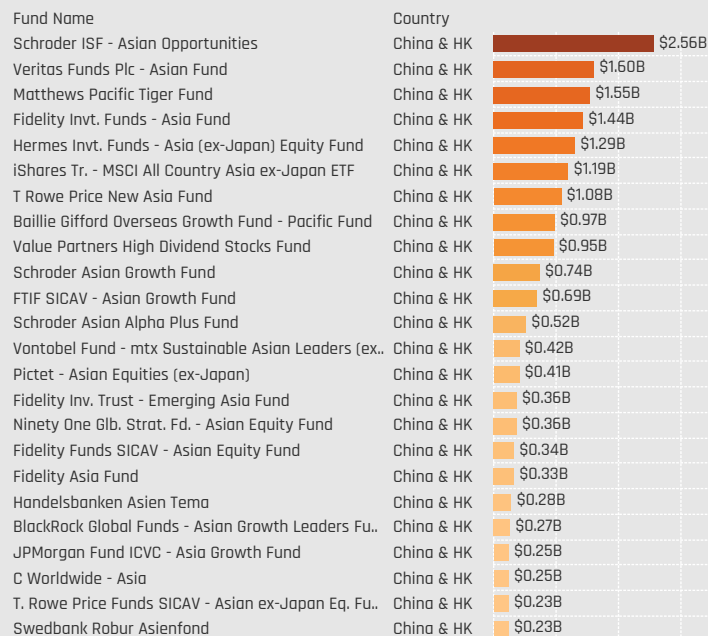
Major Countries: Average Fund Weights / Z-Score (7/31/2011 - Present)



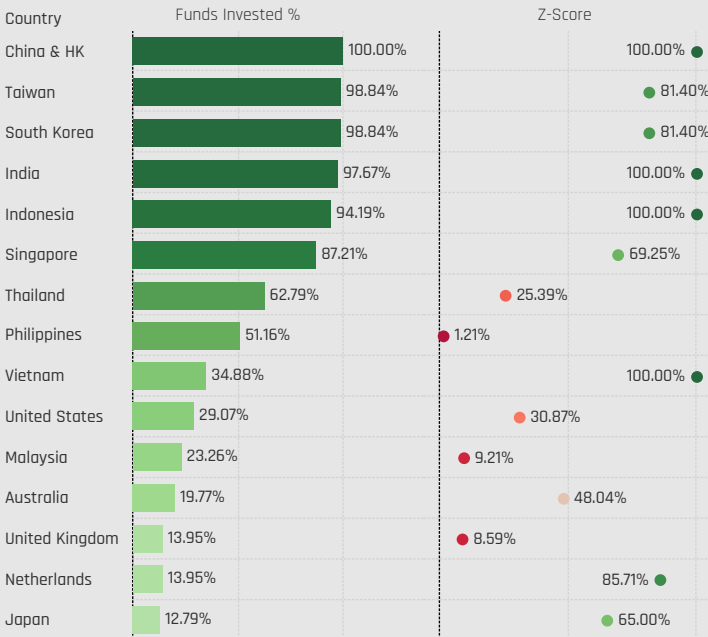
Largest Fund Country Weights, % [China & HK]



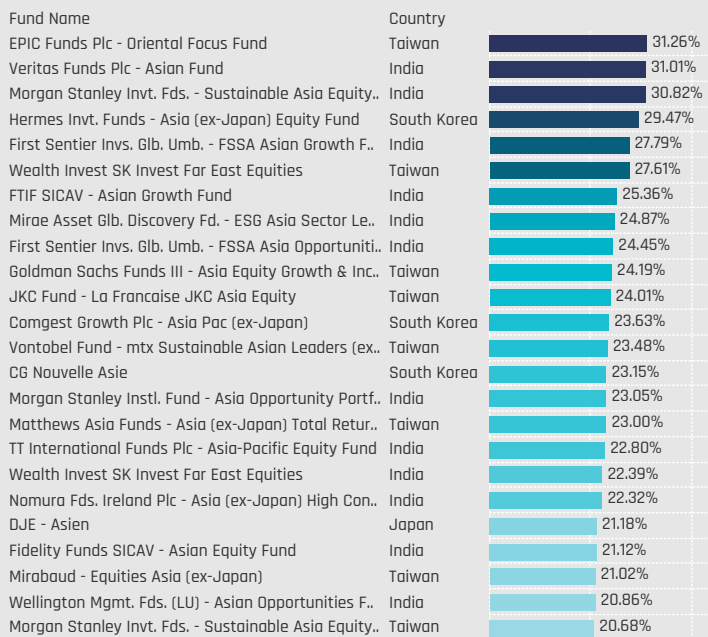
Largest Fund Country AUM, \$ [China & HK]



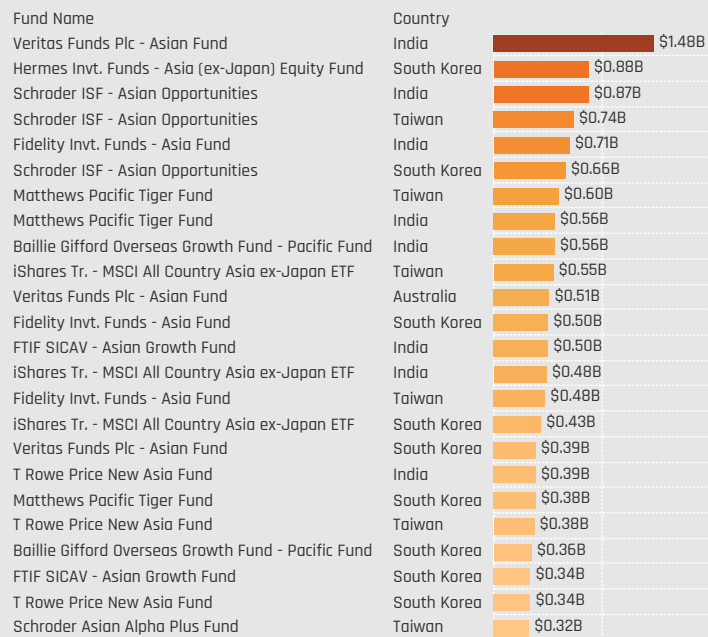
Major Countries: Funds Invested %



Largest Fund Country Weights, % [Ex-China & HK]

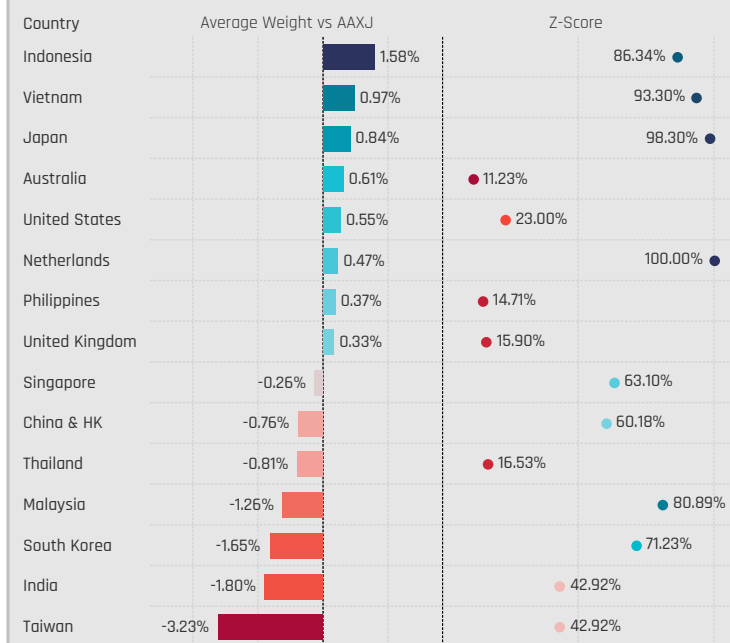


Largest Fund Country AUM, \$ [Ex-China & HK]

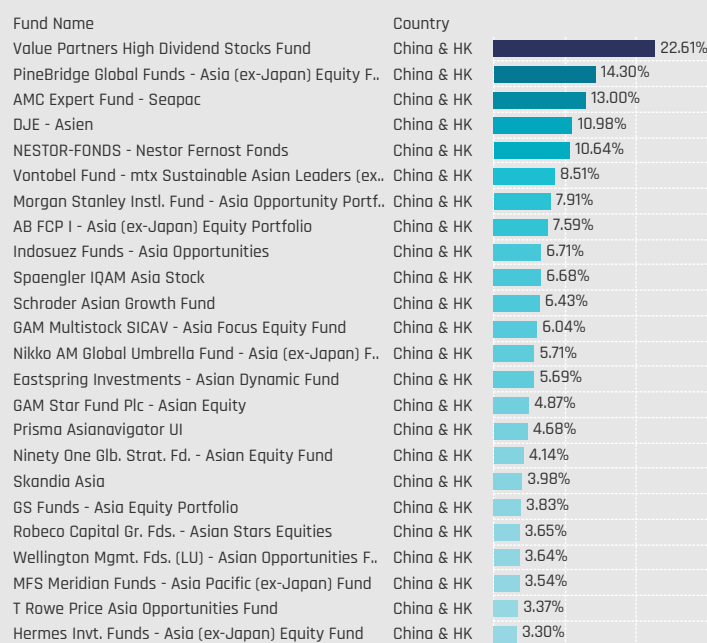


Country Allocations Relative to Benchmark

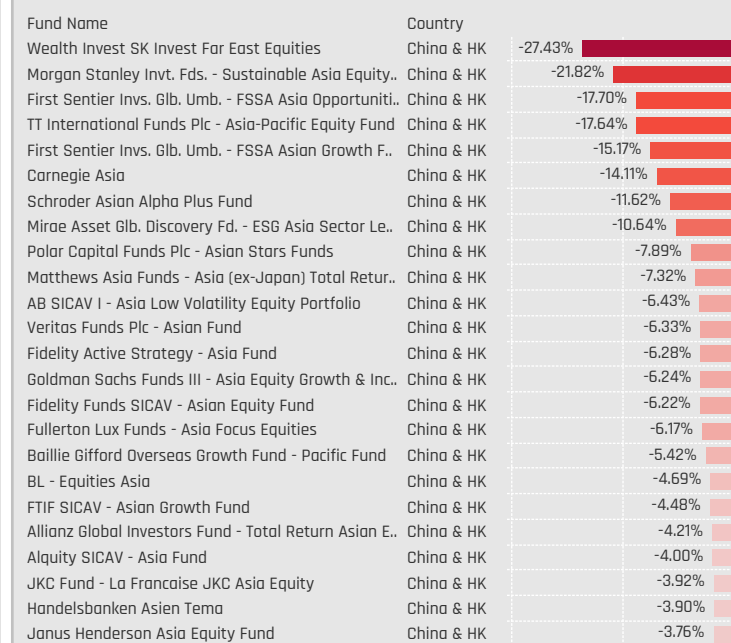
Major Countries: Average Weight vs AAXJ / Z-Score (7/31/2011 - Present)



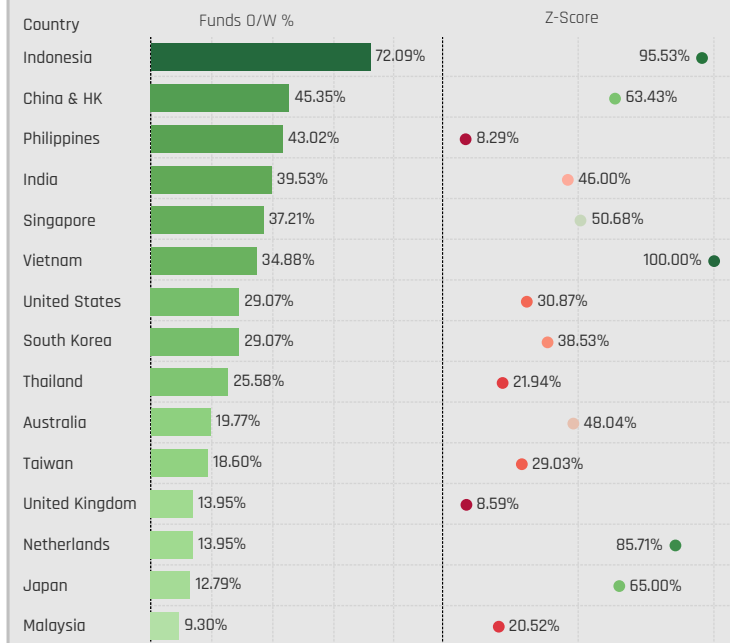
Largest Fund Country Overweights, % [China & HK]



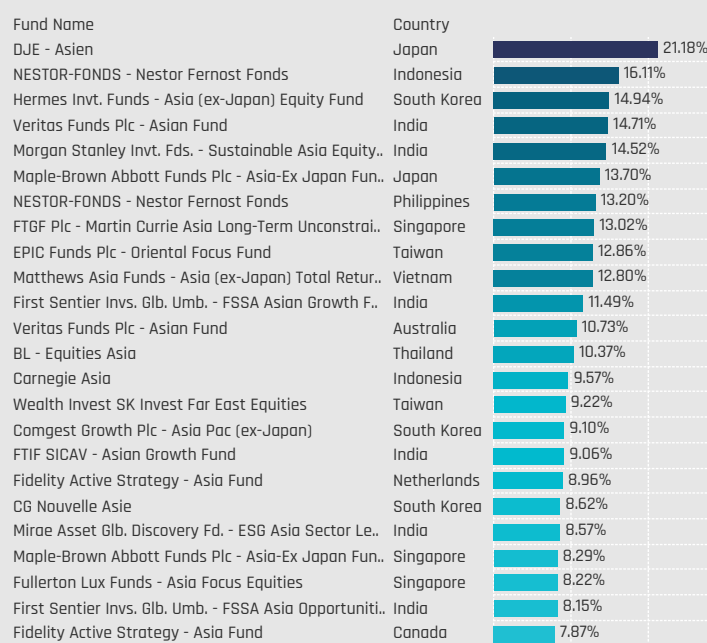
Largest Fund Country Underweights, % [China & HK]



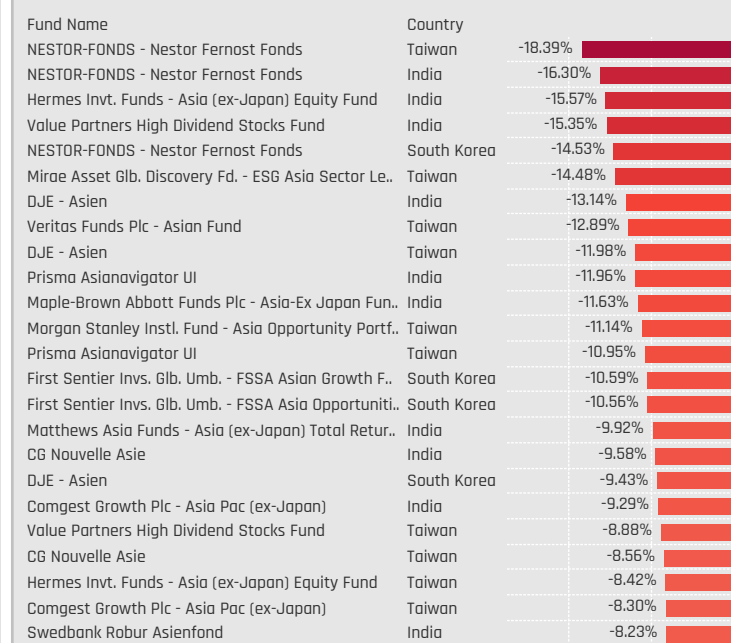
Major Countries: Funds Overweight % / Z-Score (7/31/2011 - Present)



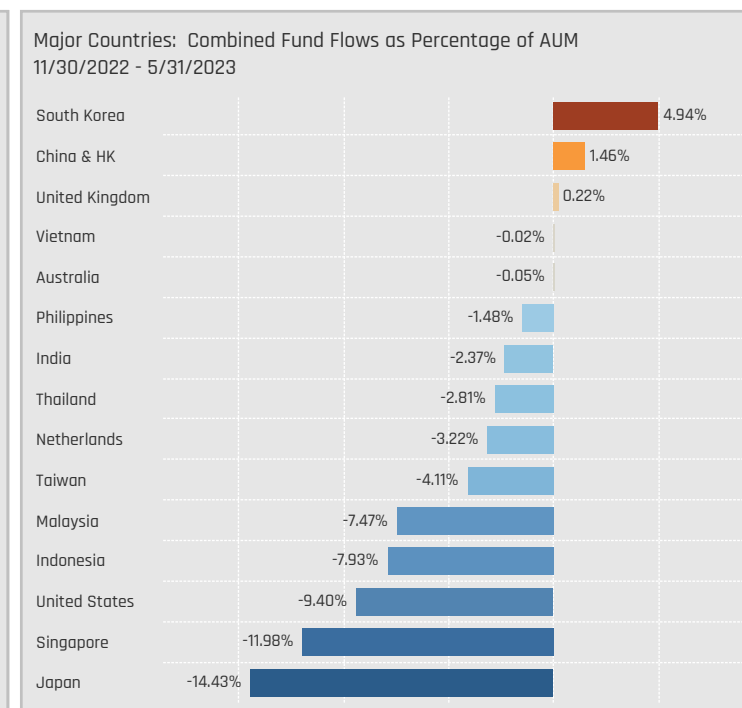
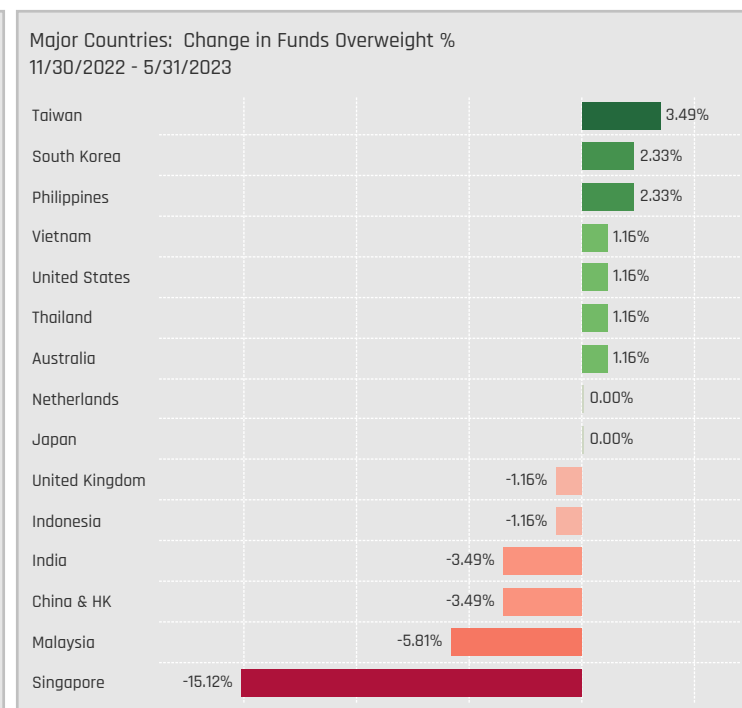
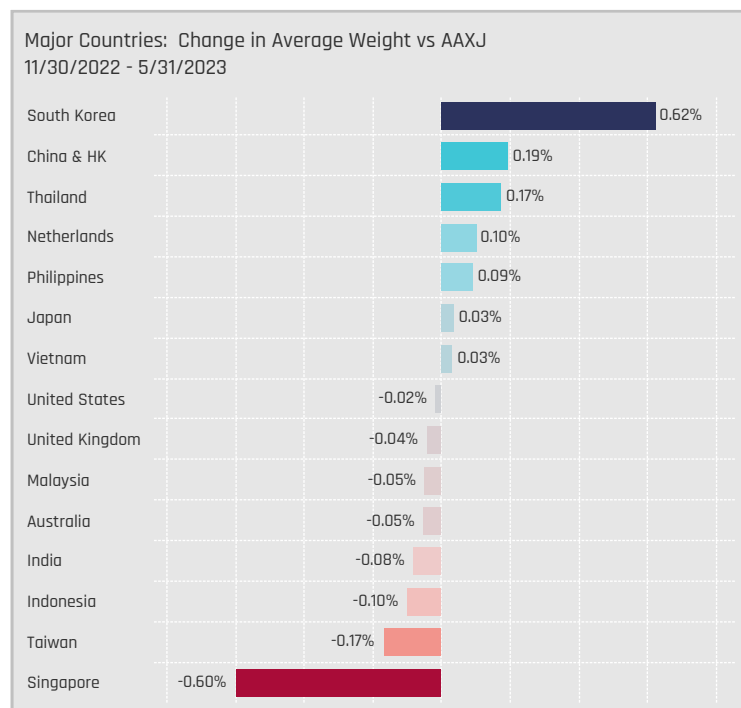
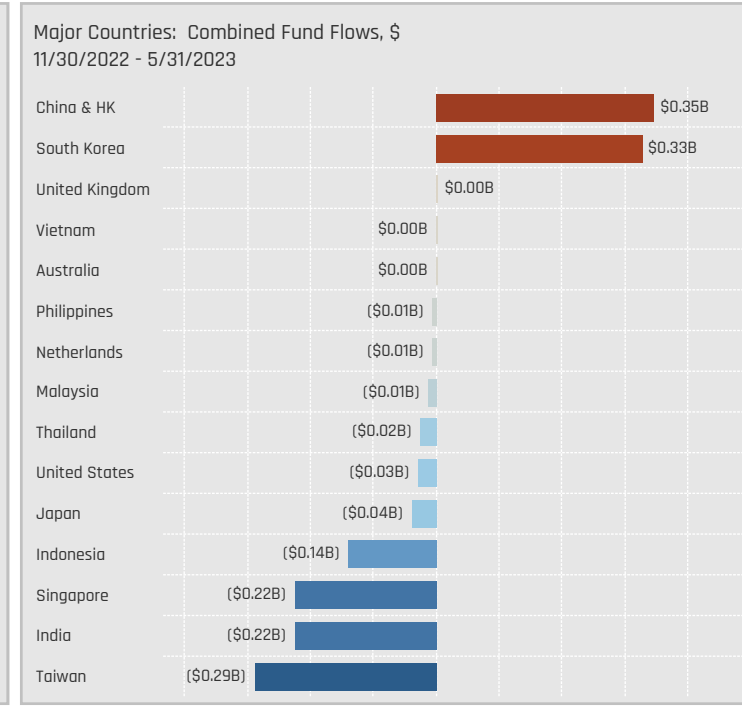
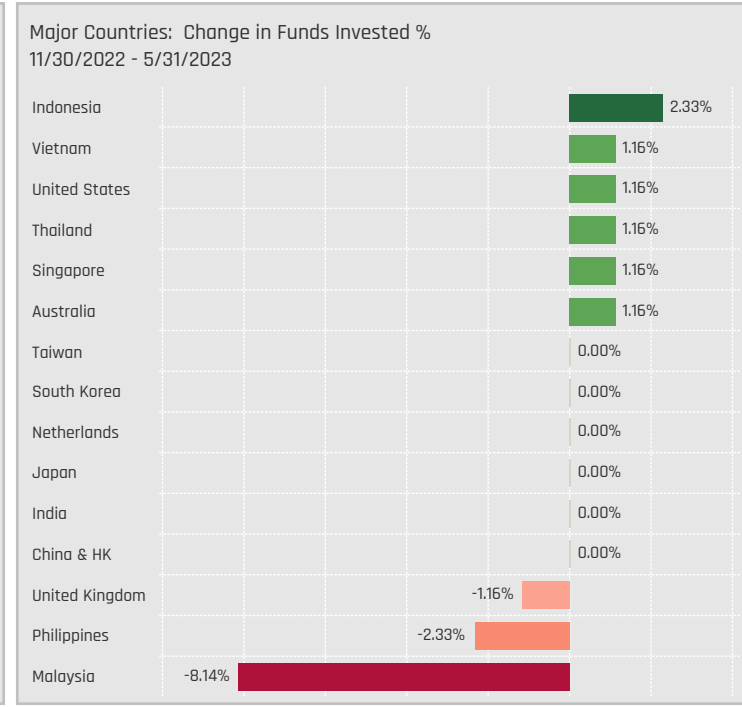
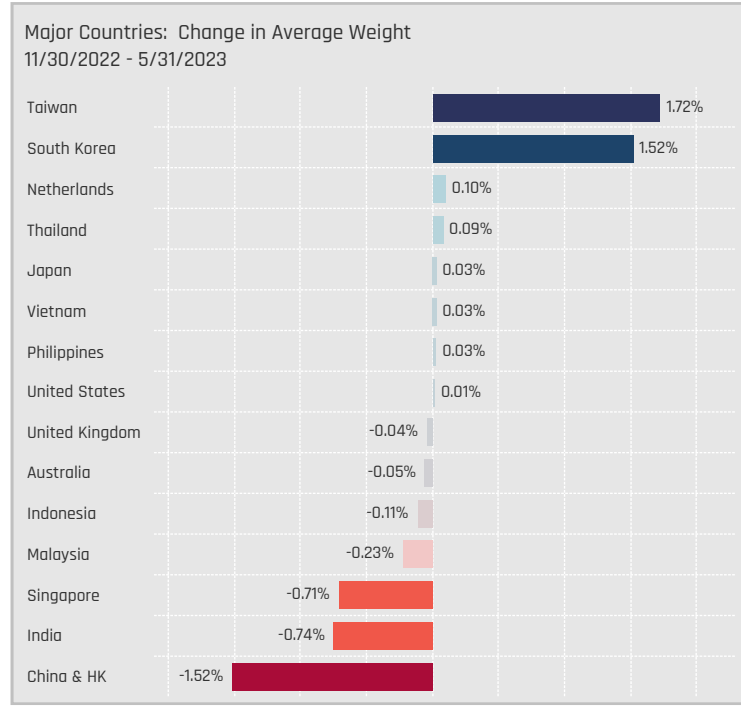
Largest Fund Country Overweights, % [Ex-China & HK]



Largest Fund Country Underweights, % [Ex-China & HK]



Country Allocation Changes [Aggregate]



Country Allocation Changes [Fund Level]

Largest Changes in Country Weight, % [China & HK], 11/30/2022 - 5/31/2023

Fund Name	New or Closed	Country	Fund Weight, %	Weight Change, %
Prisma Asianavigator UI		China & HK	44.55%	9.15%
AB FCP I - Asia (ex-Japan) Equity Portfolio		China & HK	47.47%	6.54%
Manulife Global Fund - Sustainable Asia Equity ..		China & HK	37.99%	5.37%
Wellington Mgmt. Fds. (LU) - Asian Opportunitie..		China & HK	43.52%	4.34%
DJE - Asien		China & HK	50.86%	3.77%
Nordea 1 - Asia ex-Japan Equity Fund		China & HK	38.39%	3.74%
SEB Asia (ex-Japan) Fund		China & HK	42.73%	3.09%
Spaengler IQAM Asia Stock		China & HK	46.56%	2.97%
Maple-Brown Abbott Funds Plc - Asia-Ex Japan ..		China & HK	36.77%	2.61%
Ninety One Glb. Strat. Fd. - Asian Equity Fund		China & HK	44.01%	1.51%
Allianz Global Investors Fund - Total Return Asi..		China & HK	35.67%	1.33%
Morgan Stanley Invst. Fds. - Sustainable Asia Eq..		China & HK	18.06%	1.26%
Matthews Asia Funds - Asia (ex-Japan) Total R..		China & HK	32.56%	-3.98%
Handelsbanken Asien Tema		China & HK	35.98%	-4.10%
GS Funds - Asia Equity Portfolio		China & HK	43.71%	-4.18%
Matthews Asian Growth & Income Fund		China & HK	37.99%	-4.21%
Matthews Pacific Tiger Fund		China & HK	42.12%	-4.44%
FTIF SICAV - Asian Growth Fund		China & HK	35.40%	-4.45%
Lansforsakringar Asienfonden		China & HK	42.79%	-4.48%
Goldman Sachs Funds III - Asia Equity Growth &..		China & HK	33.64%	-4.77%
Fidelity Asia Fund		China & HK	40.92%	-5.14%
Pictet - Asian Equities (ex-Japan)		China & HK	37.52%	-5.26%
Natixis Intl. Fds. (Lux) I - Natixis Asia Equity Fund		China & HK	39.38%	-5.29%
Swedbank Robur Asienfond		China & HK	36.54%	-8.89%

Largest Country Level Fund Flows, \$. [China & HK], 11/30/2022 - 5/31/2023

Fund Name	New or Closed	Country	Fund AUM, \$	Fund Flows, \$
Schroder ISF - Asian Opportunities		China & HK	\$2,559M	\$412.2M
Hermes Invst. Funds - Asia (ex-Japan) Equity Fu..		China & HK	\$1,291M	\$149.7M
AB FCP I - Asia (ex-Japan) Equity Portfolio		China & HK	\$219M	\$113.5M
iShares Tr. - MSCI All Country Asia ex-Japan ETF		China & HK	\$1,186M	\$111.9M
Pictet - Asian Equities (ex-Japan)		China & HK	\$408M	\$66.1M
Allianz Global Investors Fund - Total Return Asi..		China & HK	\$128M	\$25.6M
Wellington Mgmt. Fds. (LU) - Asian Opportunitie..		China & HK	\$140M	\$24.7M
DJE - Asien		China & HK	\$78M	\$22.4M
Sydneyinvest Fjernosten		China & HK	\$119M	\$17.4M
Polar Capital Funds Plc - Asian Stars Funds		China & HK	\$48M	\$15.9M
Nordea Asian Stars Fund		China & HK	\$123M	\$14.2M
Schroder Asian Alpha Plus Fund		China & HK	\$518M	\$11.3M
T. Rowe Price Funds SICAV - Asian ex-Japan Eq...		China & HK	\$232M	(\$11.8M)
GS Funds - Asia Equity Portfolio		China & HK	\$56M	(\$12.3M)
LO Funds - Asia High Conviction		China & HK	\$211M	(\$14.9M)
T Rowe Price Asia Opportunities Fund		China & HK	\$47M	(\$18.3M)
Natixis Intl. Fds. (Lux) I - Natixis Asia Equity Fund		China & HK	\$19M	(\$19.4M)
C Worldwide - Asia		China & HK	\$246M	(\$22.0M)
Nomura Fds. Ireland Plc - Asia (ex-Japan) High ..		China & HK	\$96M	(\$26.3M)
Swedbank Robur Asienfond		China & HK	\$229M	(\$64.4M)
JPMorgan Fund ICVC - Asia Growth Fund		China & HK	\$249M	(\$72.0M)
FTIF SICAV - Asian Growth Fund		China & HK	\$693M	(\$81.5M)
Matthews Asian Growth & Income Fund		China & HK	\$212M	(\$102.2M)
Matthews Pacific Tiger Fund		China & HK	\$1,546M	(\$191.2M)

Largest Changes in Country Weight, % [Ex-China & HK], 11/30/2022 - 5/31/2023

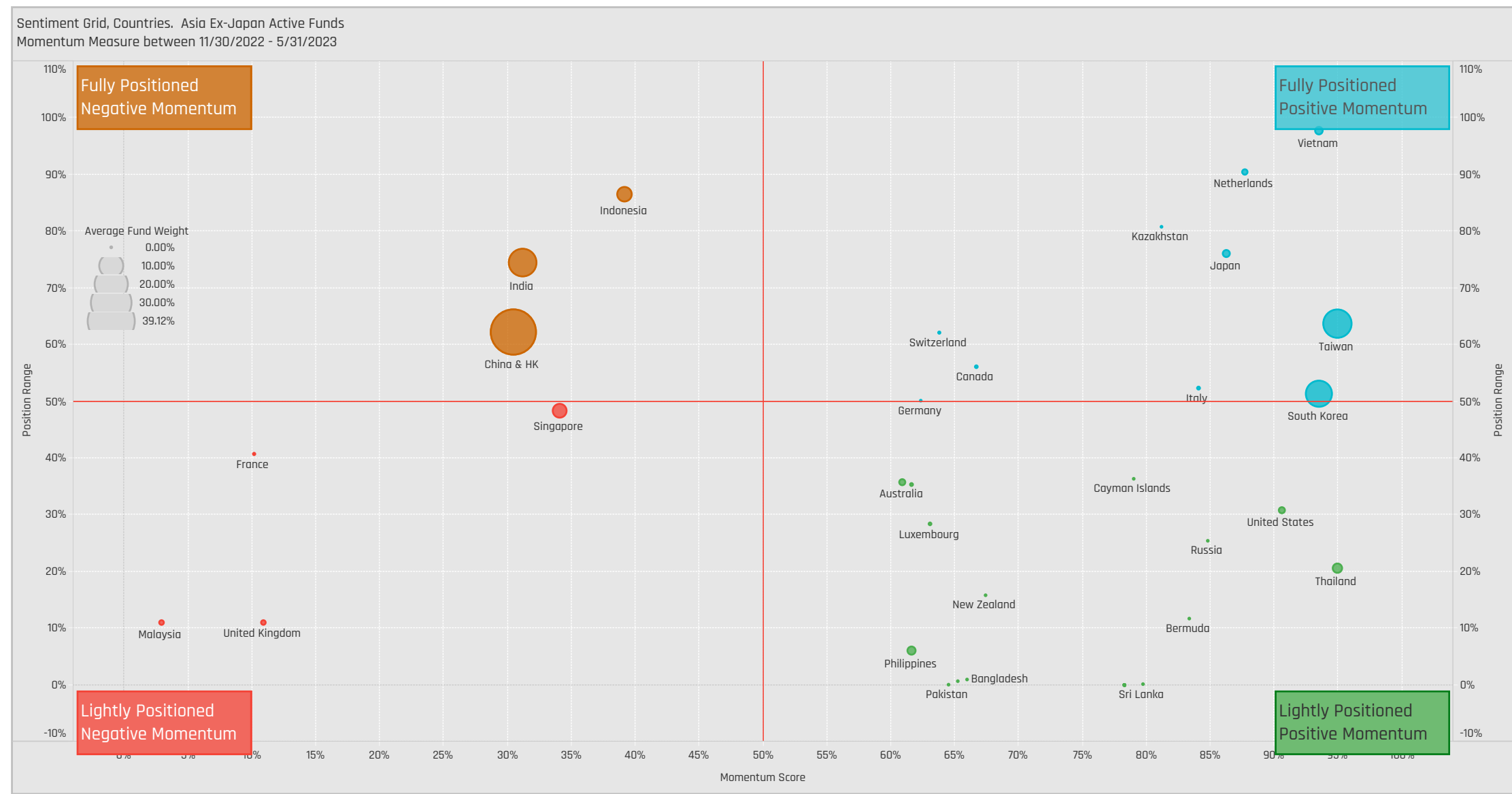
Fund Name	New or Closed	Country	Fund Weight, %	Weight Change, %
Wellington Mgmt. Fds. (LU) - Asian Opportunitie..		South Korea	12.38%	8.79%
Spaengler IQAM Asia Stock		Taiwan	16.89%	7.32%
Swedbank Robur Asienfond		South Korea	17.61%	6.94%
Fidelity Active Strategy - Asia Fund		South Korea	11.38%	6.46%
Janus Henderson Asia Equity Fund		South Korea	14.28%	6.40%
Goldman Sachs Funds III - Asia Equity Growth &..		Taiwan	24.19%	6.24%
Fidelity Asia Fund		South Korea	10.84%	6.14%
Natixis Intl. Fds. (Lux) I - Natixis Asia Equity Fund		South Korea	14.55%	6.00%
Baring Eastern Trust		South Korea	15.56%	5.03%
Vontobel Fund - mtx Sustainable Asian Leaders..		Taiwan	23.48%	5.01%
Mirabaud - Equities Asia (ex-Japan)		Taiwan	21.02%	4.85%
BL - Equities Asia		Thailand	12.73%	4.81%
Swedbank Robur Asienfond		Singapore	1.61%	-3.34%
Waverton Invst. Fds. Plc - Asia Pacific Fund	Close	Malaysia	0.00%	-3.42%
Pictet - Asian Equities (ex-Japan)		India	13.67%	-3.50%
DJE - Asien		Singapore	2.46%	-3.55%
Spaengler IQAM Asia Stock		Singapore	3.83%	-3.83%
BlackRock Global Funds - Asian Growth Leaders..		Singapore	1.53%	-3.94%
Prisma Asianavigator UI	Close	United Kingdom	0.00%	-4.69%
AB SICAV I - Asia Low Volatility Equity Portfolio		India	8.92%	-4.97%
DJE - Asien		India	3.16%	-5.72%
Spaengler IQAM Asia Stock		India	10.52%	-5.94%
Prisma Asianavigator UI		India	4.33%	-5.94%
Invesco Funds - Asia Opportunities Equity Fund		Taiwan	15.97%	-6.28%

Largest Country Level Fund Flows, \$. [Ex-China & HK], 11/30/2022 - 5/31/2023

Fund Name	New or Closed	Country	Fund AUM, \$	Fund Flows, \$
Hermes Invst. Funds - Asia (ex-Japan) Equity Fu..		South Korea	\$881M	\$119.8M
T Rowe Price New Asia Fund		South Korea	\$338M	\$115.7M
Schroder ISF - Asian Opportunities		Taiwan	\$737M	\$65.6M
Schroder ISF - Asian Opportunities		India	\$873M	\$64.5M
Schroder ISF - Asian Opportunities		South Korea	\$664M	\$61.4M
FTIF SICAV - Asian Growth Fund		India	\$497M	\$57.5M
iShares Tr. - MSCI All Country Asia ex-Japan ETF		India	\$485M	\$38.9M
Pictet - Asian Equities (ex-Japan)		Taiwan	\$197M	\$37.7M
Fidelity Asia Fund		South Korea	\$87M	\$37.6M
iShares Tr. - MSCI All Country Asia ex-Japan ETF		Taiwan	\$547M	\$37.5M
Swedbank Robur Asienfond		South Korea	\$110M	\$35.0M
Fidelity Funds SICAV - Asian Equity Fund		India	\$211M	\$32.9M
Invesco Funds - Asia Opportunities Equity Fund		Taiwan	\$56M	(\$29.5M)
Matthews Asian Growth & Income Fund		Taiwan	\$73M	(\$30.0M)
Ninety One Glb. Strat. Fd. - Asian Equity Fund		Taiwan	\$102M	(\$31.9M)
Matthews Pacific Tiger Fund		Thailand	\$117M	(\$35.5M)
FTIF SICAV - Asian Growth Fund		Indonesia	\$68M	(\$41.7M)
Baillie Gifford Overseas Growth Fund - Pacific F..		India	\$57M	(\$44.8M)
T Rowe Price New Asia Fund		India	\$390M	(\$51.9M)
Hermes Invst. Funds - Asia (ex-Japan) Equity Fu..		Taiwan	\$298M	(\$83.6M)
Fidelity Invst. Funds - Asia Fund		Taiwan	\$477M	(\$85.8M)
Baillie Gifford Overseas Growth Fund - Pacific F..		South Korea	\$356M	(\$103.9M)
Matthews Pacific Tiger Fund		Taiwan	\$601M	(\$105.8M)
Matthews Pacific Tiger Fund		India	\$564M	(\$133.0M)

Country Sentiment Grid

We combine the latest Country positioning, long-term positioning and short-term fund activity in the 'Sentiment Grid', below. The Y-Axis measures where today's ownership levels in each Country sit relative to the long-term range. We calculate the Z-Score of today's average weight, funds invested % and funds o/w %, relative to all monthly observations in our fund history (going back to 7/31/2011). A figure close to 100% would indicate today's positioning is close to its maximum ever level, a figure close to zero, the lowest. The X-axis provides a measure of short-term fund activity, or 'Momentum', by looking at the changes in average weight, funds invested % and funds o/w % between 11/30/2022 and 5/31/2023, relative to each Country. A figure above 50% means a Country has seen relative increases in ownership, a figure below 50% indicates a relative decrease in positioning. The size of the bubble represents the average weight of each Country.



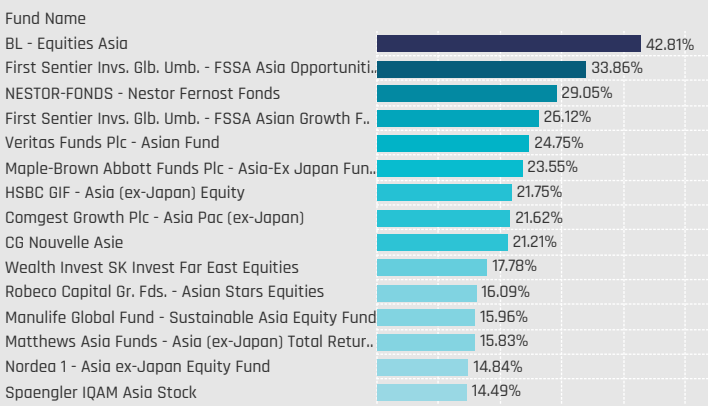
Position Range: Average of:
Z-Score Average Weight vs history
Z-Score Funds Invested % vs history
Z-Score Funds O/W % vs history

Momentum Score: Average of:
Change in Average Weight (Percentile vs Peers)
Change in Funds Invested % (Percentile vs Peers)
Change in Funds O/W % (Percentile vs Peers)

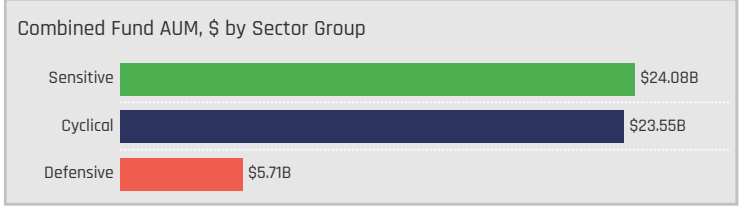
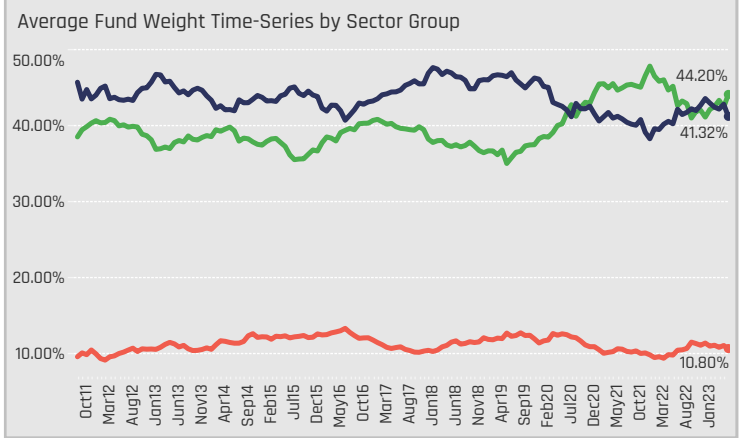
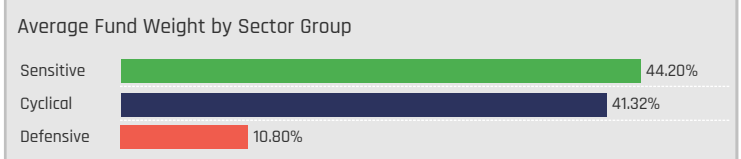
Sector Group Allocations

Sector Group Allocations

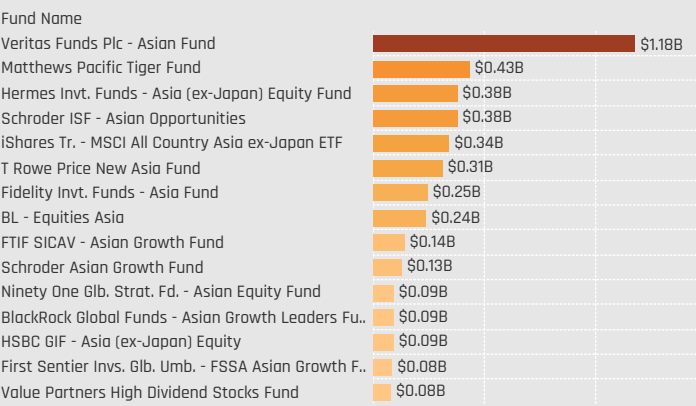
Defensive: Largest Fund Weights, %



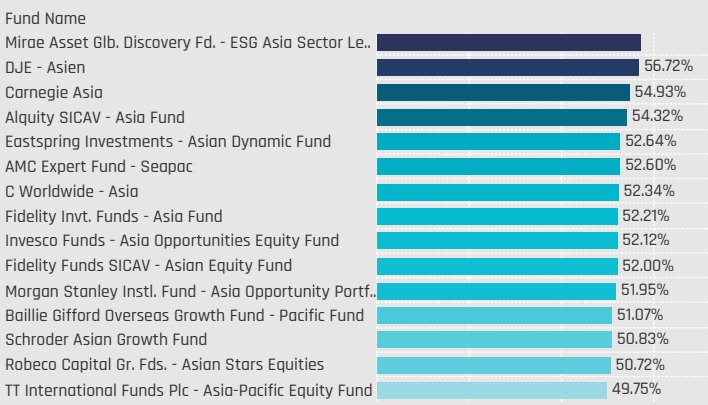
Defensives: Consumer Staples, Health Care, Utilities
 Cyclical: Consumer Discretionary, Financials, Materials, Real Estate
 Sensitive: Communication Services, Energy, Industrials, Information Technology



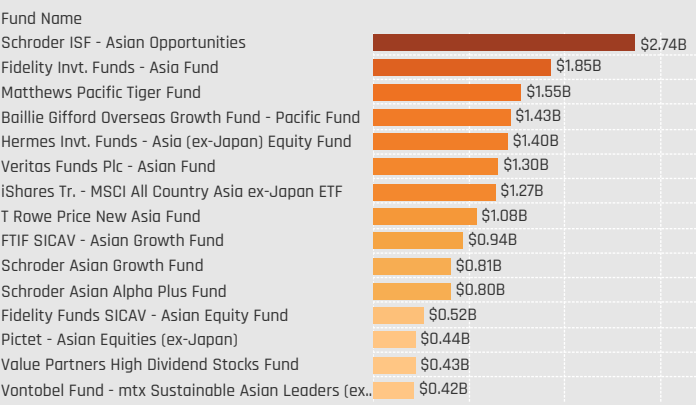
Defensive: Largest Fund AUM, \$



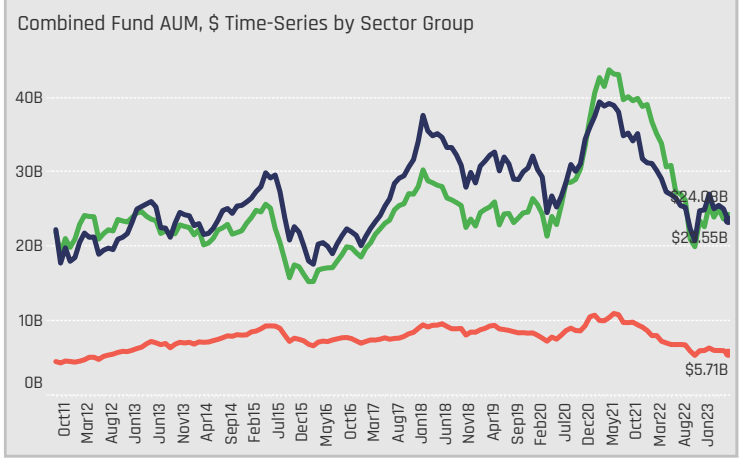
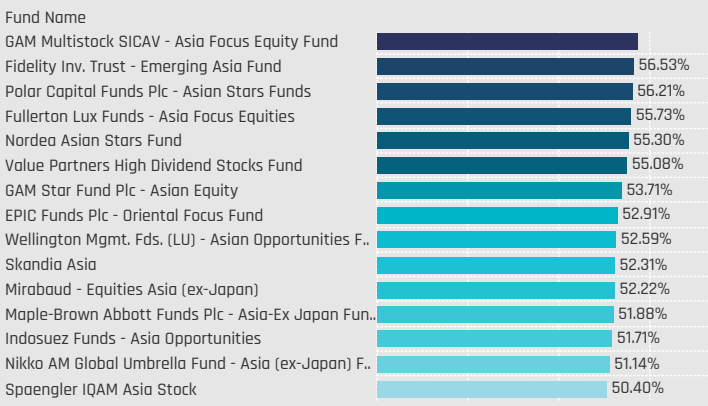
Cyclical: Largest Fund Weights, %



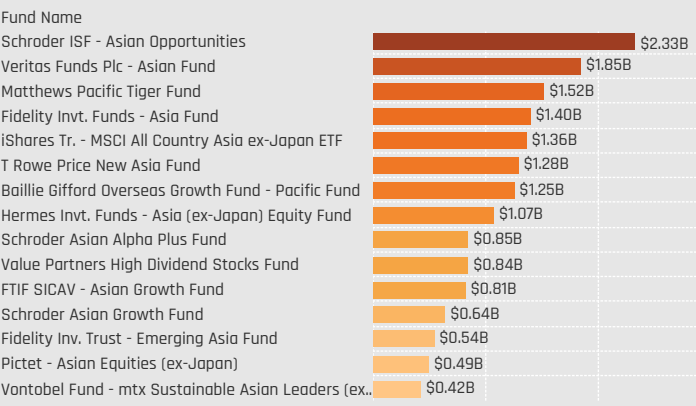
Cyclical: Largest Fund AUM, \$



Sensitive: Largest Fund Weights, %

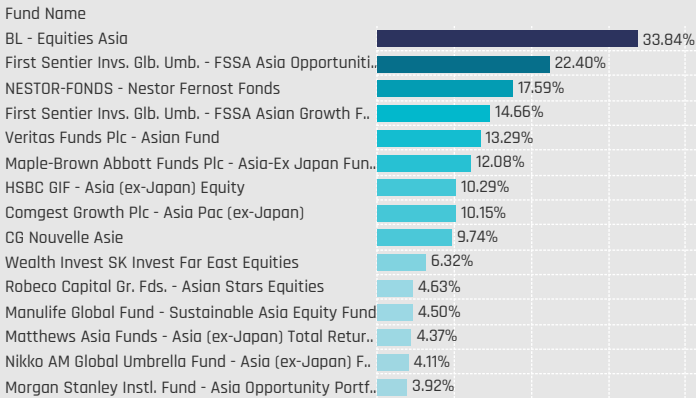


Sensitive: Largest Fund AUM, \$



Sector Group Allocations Relative to Benchmark

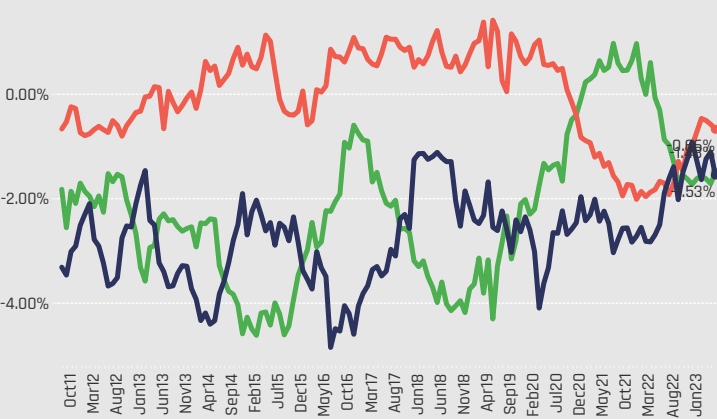
Defensive: Largest Overweight Allocations, %



Average Fund Weight vs AAXJ by Sector Group



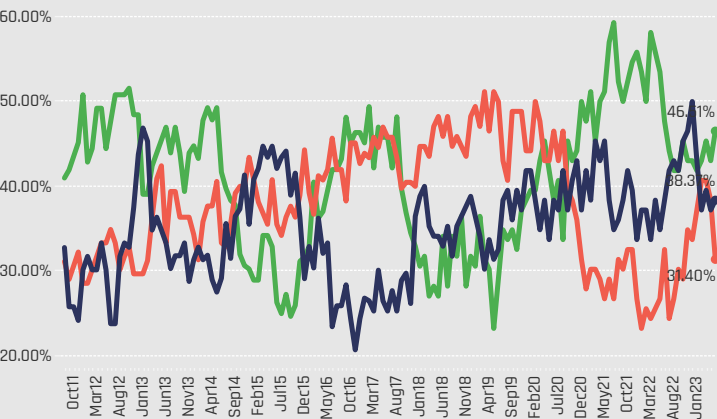
Average Fund Weight vs AAXJ Time-Series by Sector Group



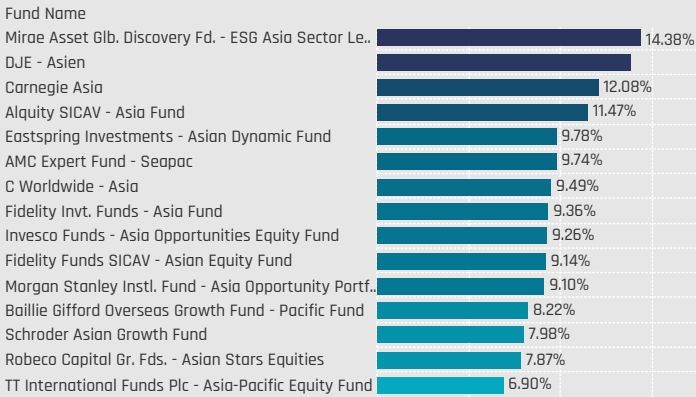
Percentage of Funds Overweight the AAXJ by Sector Group



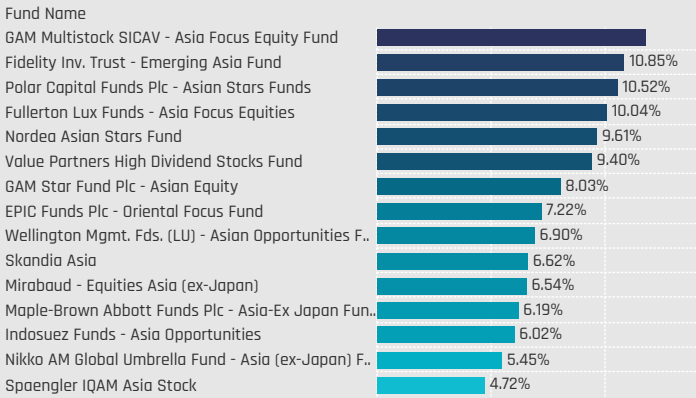
Percentage of Funds Overweight the AAXJ Time-Series by Sector Group



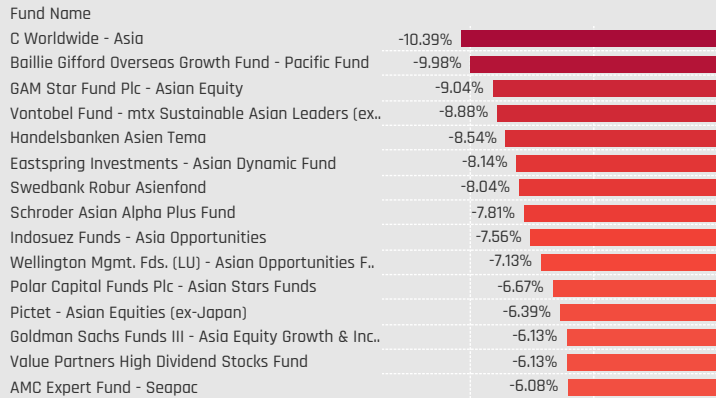
Cyclical: Largest Overweight Allocations, %



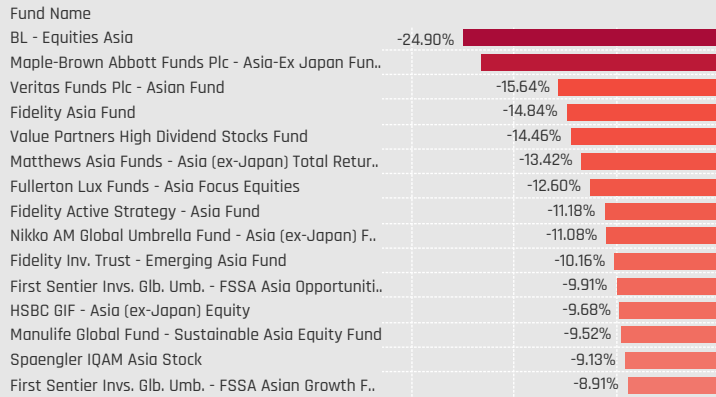
Sensitive: Largest Overweight Allocations, %



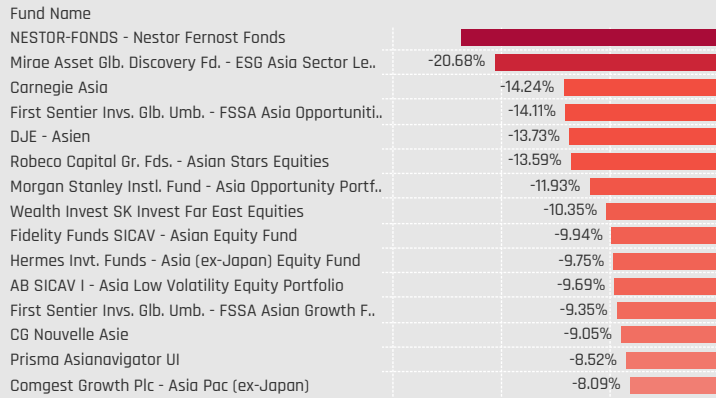
Defensive: Largest Underweight Allocations, %



Cyclical: Largest Underweight Allocations, %



Sensitive: Largest Underweight Allocations, %



Sector Group Allocation Changes [Fund Level]

Defensives: Largest Changes in Fund Weight, %, 11/30/2022 - 5/31/2023

Fund Name	New or Closed	Fund Weight, %	Weight Change, %
Manulife Global Fund - Sustainable Asia Equity Fund		15.96%	6.02%
BlackRock Global Funds - Asian Growth Leaders Fund		13.65%	4.44%
GAM Multistock SICAV - Asia Focus Equity Fund		5.90%	4.05%
TT International Funds Plc - Asia-Pacific Equity Fund		7.88%	3.92%
Prisma Asianavigator UI		6.18%	2.99%
Sydneyinvest Fjernosten		13.18%	2.77%
Invesco Funds - Asia Opportunities Equity Fund		7.60%	1.65%
Fidelity Inv. Trust - Emerging Asia Fund		8.00%	-2.06%
Danske Invest - Fjernosten KL		10.98%	-2.17%
LD Funds - Asia High Conviction		10.42%	-2.18%
DJE - Asien		9.35%	-2.19%
Nordea 1 - Asia ex-Japan Equity Fund		14.84%	-2.27%
Matthews Pacific Tiger Fund		11.81%	-2.87%
Wellington Mgmt. Fds. (LU) - Asian Opportunities Fund		4.33%	-5.83%

Defensives: Largest Fund Flows, \$, 11/30/2022 - 5/31/2023

Fund Name	New or Closed	Fund AUM, \$	Fund Flows, \$
Schroder ISF - Asian Opportunities		\$381M	\$49.4M
Hermes Inv. Funds - Asia (ex-Japan) Equity Fund		\$381M	\$37.0M
BlackRock Global Funds - Asian Growth Leaders Fund		\$91M	\$32.8M
iShares Tr. - MSCI All Country Asia ex-Japan ETF		\$341M	\$29.2M
AB FCP I - Asia (ex-Japan) Equity Portfolio		\$44M	\$11.6M
Sydneyinvest Fjernosten		\$38M	\$10.9M
Fidelity Asia Fund		\$80M	\$9.9M
JPMorgan Fund ICVC - Asia Growth Fund		\$60M	(\$21.9M)
T Rowe Price New Asia Fund		\$312M	(\$22.0M)
Matthews Asian Growth & Income Fund		\$61M	(\$22.1M)
Wellington Mgmt. Fds. (LU) - Asian Opportunities Fund		\$14M	(\$22.5M)
Fidelity Inv. Funds - Asia Fund		\$247M	(\$23.8M)
FTIF SICAV - Asian Growth Fund		\$143M	(\$26.9M)
Matthews Pacific Tiger Fund		\$433M	(\$142.0M)

Cyclicals: Largest Changes in Fund Weight, %, 11/30/2022 - 5/31/2023

Fund Name	New or Closed	Fund Weight, %	Weight Change, %
Baring Eastern Trust		40.28%	4.65%
Spaengler IQAM Asia Stock		33.73%	4.15%
Wellington Mgmt. Fds. (LU) - Asian Opportunities Fund		39.91%	3.68%
MFS Meridian Funds - Asia Pacific (ex-Japan) Fund		42.80%	3.28%
Ninety One Glob. Strat. Fd. - Asian Equity Fund		42.95%	3.20%
GS Funds - Asia Equity Portfolio		41.10%	2.72%
FTGF Plc - Martin Currie Asia Long-Term Unconstrained Fund		43.62%	2.70%
Mirabaud - Equities Asia (ex-Japan)		39.69%	-5.99%
Allianz Global Investors Fund - Total Return Asian Equity		35.55%	-6.01%
Natixis Intl. Fds. (Lux) I - Natixis Asia Equity Fund		38.55%	-7.48%
Sydneyinvest Fjernosten		37.96%	-9.11%
AB FCP I - Asia (ex-Japan) Equity Portfolio		48.51%	-9.16%
GAM Multistock SICAV - Asia Focus Equity Fund		34.86%	-11.26%
BlackRock Global Funds - Asian Growth Leaders Fund		36.84%	-15.40%

Cyclicals: Largest Fund Flows, \$, 11/30/2022 - 5/31/2023

Fund Name	New or Closed	Fund AUM, \$	Fund Flows, \$
Schroder ISF - Asian Opportunities		\$2,737M	\$293.2M
Hermes Inv. Funds - Asia (ex-Japan) Equity Fund		\$1,395M	\$185.7M
iShares Tr. - MSCI All Country Asia ex-Japan ETF		\$1,275M	\$109.2M
AB FCP I - Asia (ex-Japan) Equity Portfolio		\$224M	\$64.6M
Pictet - Asian Equities (ex-Japan)		\$437M	\$62.9M
T Rowe Price New Asia Fund		\$1,080M	\$34.5M
Fidelity Funds SICAV - Asian Equity Fund		\$518M	\$29.9M
LO Funds - Asia High Conviction		\$201M	(\$47.1M)
FTIF SICAV - Asian Growth Fund		\$938M	(\$69.5M)
Baillie Gifford Overseas Growth Fund - Pacific Fund		\$1,434M	(\$77.9M)
JPMorgan Fund ICVC - Asia Growth Fund		\$260M	(\$88.7M)
Matthews Asian Growth & Income Fund		\$196M	(\$101.7M)
BlackRock Global Funds - Asian Growth Leaders Fund		\$247M	(\$103.0M)
Matthews Pacific Tiger Fund		\$1,548M	(\$269.9M)

Sensitives: Largest Changes in Fund Weight, %, 11/30/2022 - 5/31/2023

Fund Name	New or Closed	Fund Weight, %	Weight Change, %
Wellington Mgmt. Fds. (LU) - Asian Opportunities Fund		52.59%	13.84%
Fidelity Active Strategy - Asia Fund		48.13%	10.82%
AB FCP I - Asia (ex-Japan) Equity Portfolio		39.39%	9.67%
Mirabaud - Equities Asia (ex-Japan)		52.22%	7.98%
Janus Henderson Asia Equity Fund		47.34%	7.91%
GAM Multistock SICAV - Asia Focus Equity Fund		57.47%	6.69%
Natixis Intl. Fds. (Lux) I - Natixis Asia Equity Fund		47.95%	6.69%
TT International Funds Plc - Asia-Pacific Equity Fund		41.08%	-2.41%
GS Funds - Asia Equity Portfolio		44.36%	-2.98%
Ninety One Glob. Strat. Fd. - Asian Equity Fund		42.78%	-3.57%
Invesco Funds - Asia Opportunities Equity Fund		38.11%	-4.11%
Baring Eastern Trust		48.97%	-5.33%
NESTOR-FONDS - Nestor Fernost Fonds		21.95%	-5.39%
Manulife Global Fund - Sustainable Asia Equity Fund		47.49%	-5.35%

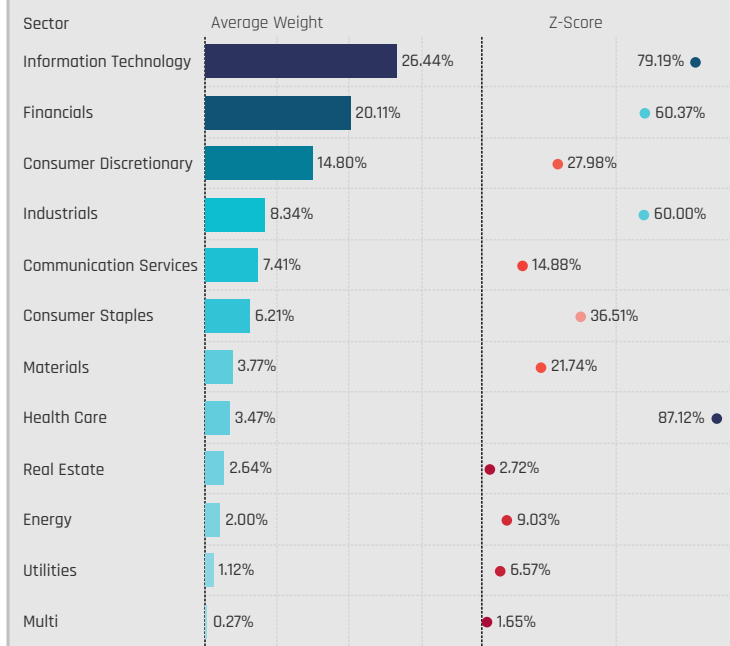
Sensitives: Largest Fund Flows, \$, 11/30/2022 - 5/31/2023

Fund Name	New or Closed	Fund AUM, \$	Fund Flows, \$
Schroder ISF - Asian Opportunities		\$2,328M	\$277.2M
iShares Tr. - MSCI All Country Asia ex-Japan ETF		\$1,359M	\$107.2M
AB FCP I - Asia (ex-Japan) Equity Portfolio		\$182M	\$78.8M
Pictet - Asian Equities (ex-Japan)		\$492M	\$57.4M
T Rowe Price New Asia Fund		\$1,285M	\$56.5M
Fidelity Asia Fund		\$403M	\$45.8M
Wellington Mgmt. Fds. (LU) - Asian Opportunities Fund		\$170M	\$40.0M
JPMorgan Fund ICVC - Asia Growth Fund		\$316M	(\$50.9M)
Hermes Inv. Funds - Asia (ex-Japan) Equity Fund		\$1,074M	(\$63.0M)
Ninety One Glob. Strat. Fd. - Asian Equity Fund		\$351M	(\$85.3M)
Baillie Gifford Overseas Growth Fund - Pacific Fund		\$1,250M	(\$85.4M)
Matthews Asian Growth & Income Fund		\$279M	(\$92.7M)
Matthews Pacific Tiger Fund		\$1,522M	(\$137.1M)
Fidelity Inv. Funds - Asia Fund		\$1,402M	(\$139.2M)

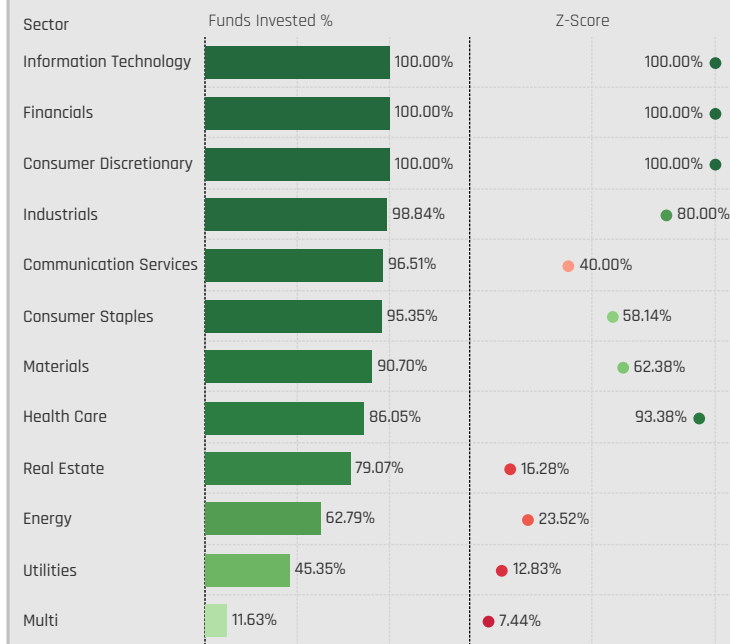
Sector Allocations

Sector Allocations

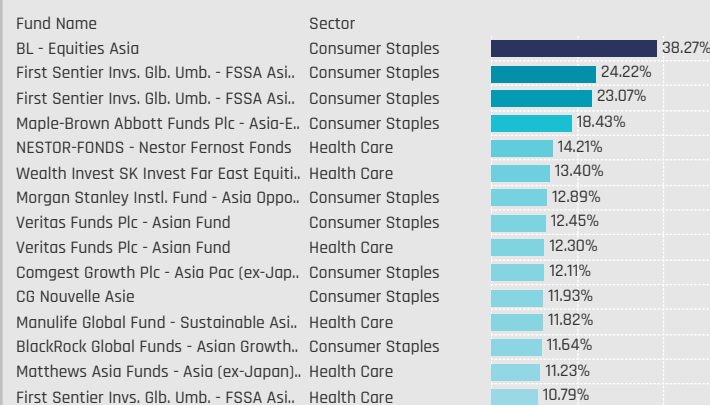
Sectors: Average Fund Weights / Z-Score (7/31/2011 - Present)



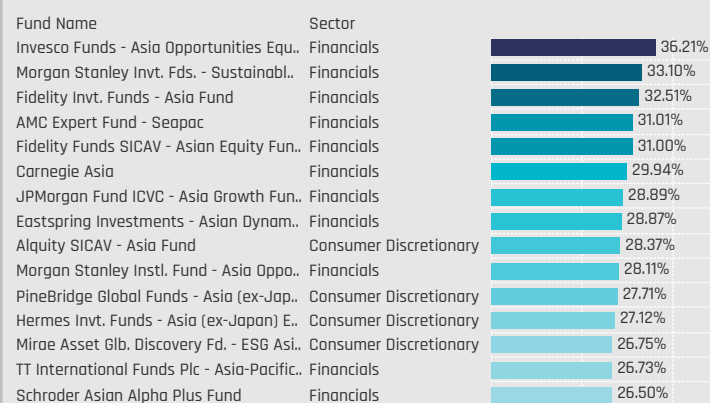
Sectors: Funds Invested %



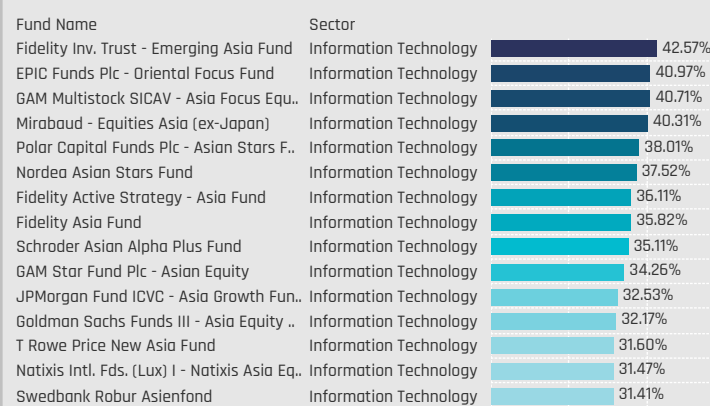
Defensive Sectors: Largest Fund Weights, %



Cyclical Sectors: Largest Fund Weights, %



Sensitive Sectors: Largest Fund Weights, %



Defensive Sectors: Largest Fund AUM, \$



Cyclical Sectors: Largest Fund AUM, \$

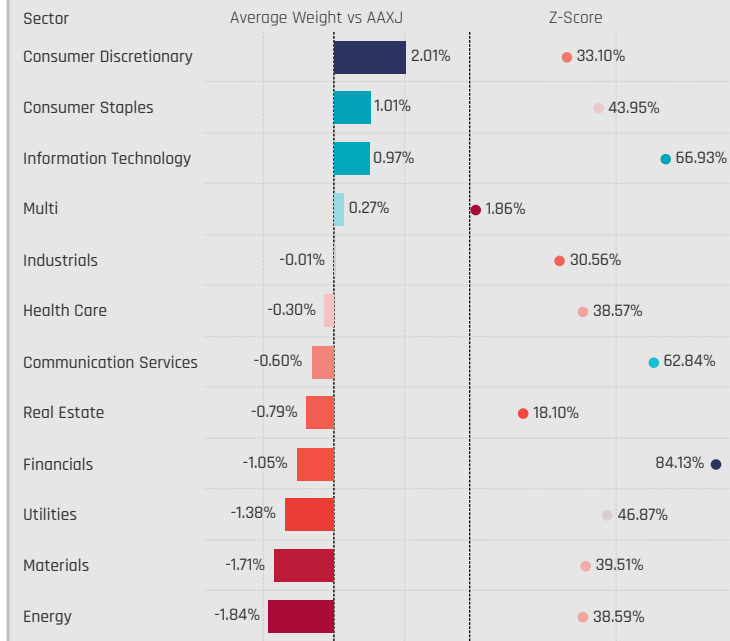


Sensitive Sectors: Largest Fund AUM, \$

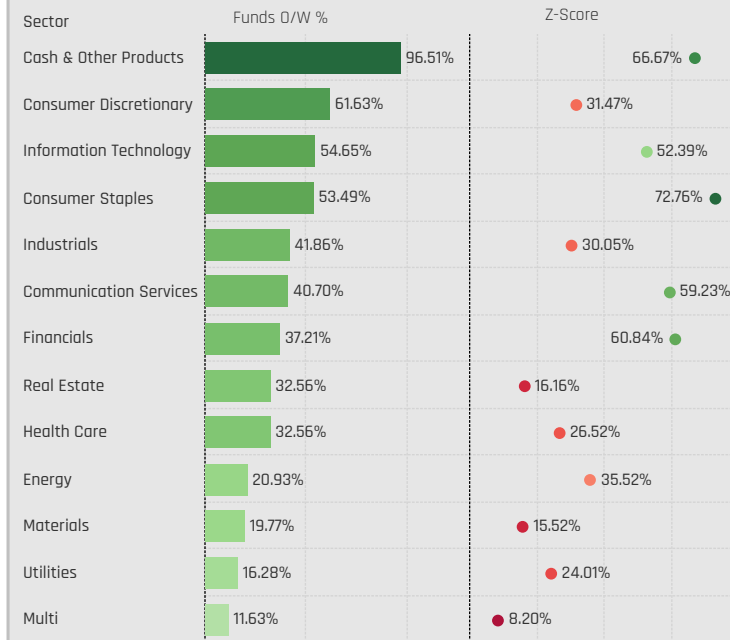


Sector Allocations Relative to Benchmark

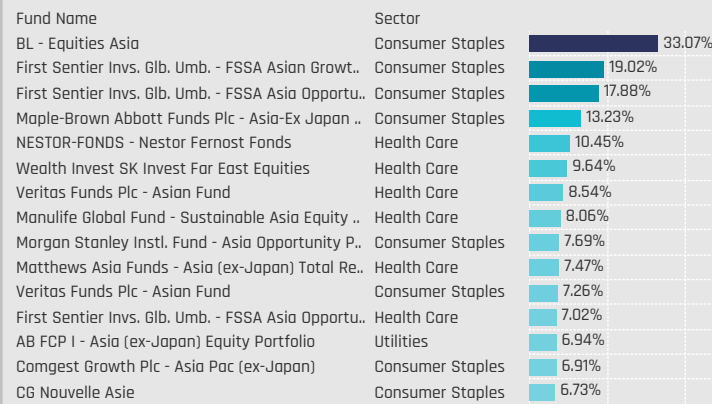
Sectors: Average Weight vs AAXJ / Z-Score (7/31/2011 - Present)



Sectors: Funds Overweight % / Z-Score (7/31/2011 - Present)



Defensive Sectors: Largest Fund Overweights, %



Cyclical Sectors: Largest Fund Overweights, %



Sensitive Sectors: Largest Fund Overweights, %



Defensive Sectors: Largest Fund Underweights, %



Cyclical Sectors: Largest Fund Underweights, %

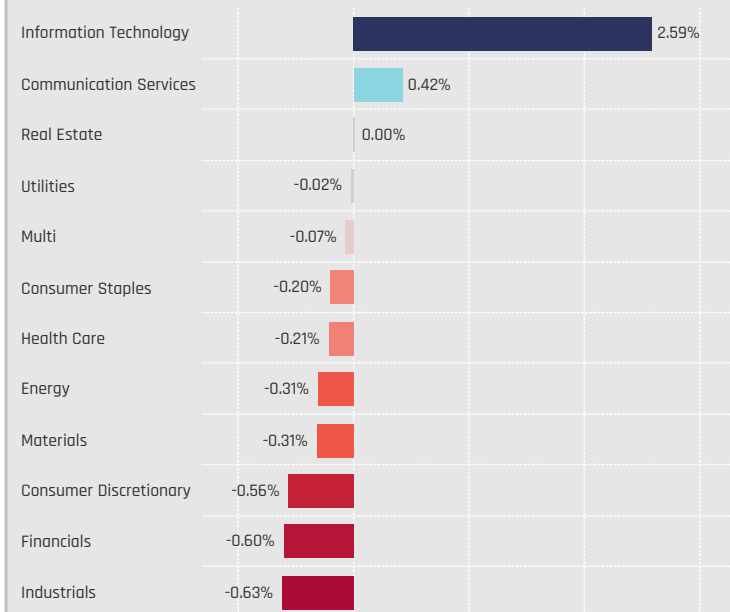


Sensitive Sectors: Largest Fund Underweights, %

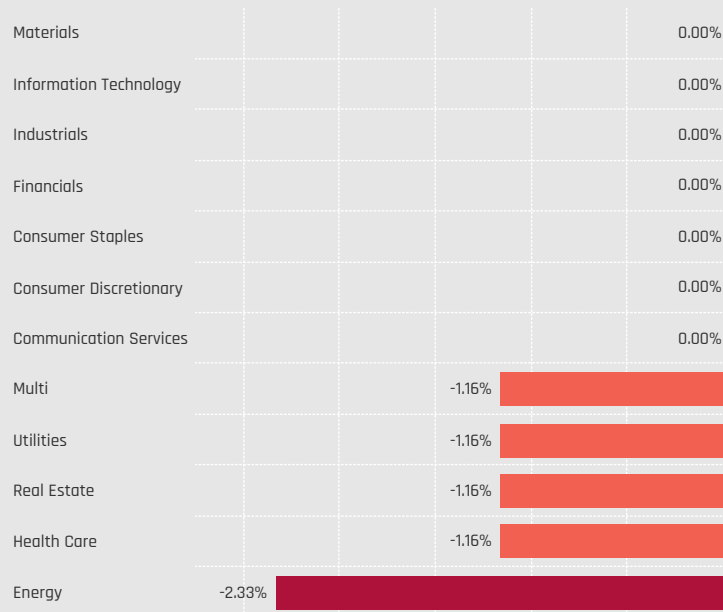


Sector Allocation Changes [Aggregate]

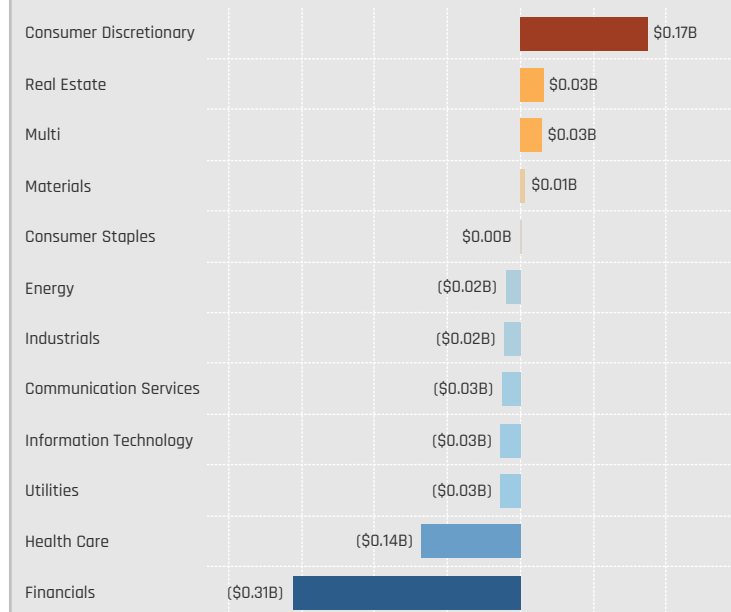
Sectors: Change in Average Weight
11/30/2022 - 5/31/2023



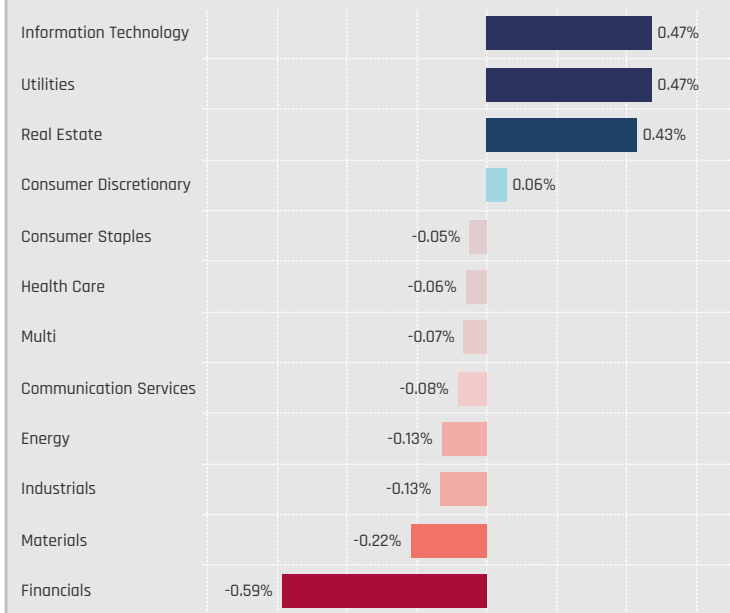
Sectors: Change in Funds Invested %
11/30/2022 - 5/31/2023



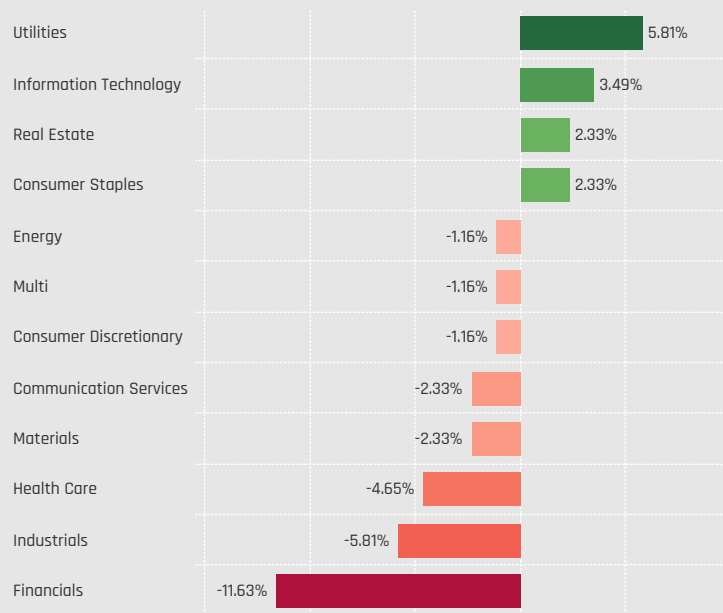
Sectors: Combined Fund Flows, \$
11/30/2022 - 5/31/2023



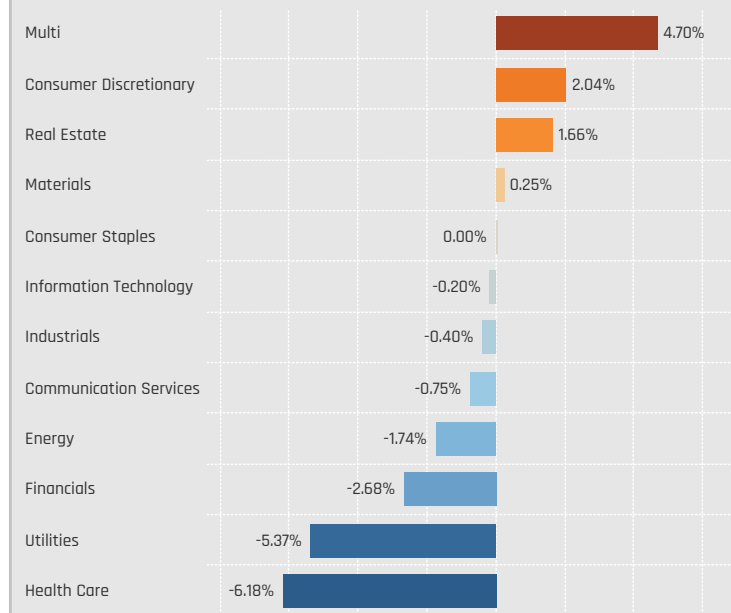
Sectors: Change in Average Weight vs AAXJ
11/30/2022 - 5/31/2023



Sectors: Change in Funds Overweight %
11/30/2022 - 5/31/2023



Sectors: Combined Fund Flows as Percentage of AUM
11/30/2022 - 5/31/2023



Sector Allocation Changes [Fund Level]

Defensive Sectors: Largest Changes in Fund Weight, %, 11/30/2022 - 5/31/2023

Fund Name	New or C.	Sector	Fund Weight, %	Weight Change, %
Sydinvest Fjernosten		Consumer Staples	8.51%	4.69%
TT International Funds Plc - Asia-Pacific Equity ..		Consumer Staples	5.98%	4.19%
GAM Multistock SICAV - Asia Focus Equity Fund		Health Care	5.90%	4.05%
BlackRock Global Funds - Asian Growth Leaders..		Consumer Staples	11.64%	3.33%
Manulife Global Fund - Sustainable Asia Equity ..		Consumer Staples	4.14%	3.31%
Prisma Asianavigator UI	New	Consumer Staples	2.94%	2.94%
Spaengler IQAM Asia Stock		Utilities	4.12%	2.90%
LO Funds - Asia High Conviction		Consumer Staples	7.05%	-2.25%
SEB Asia (ex-Japan) Fund		Consumer Staples	3.28%	-2.28%
Janus Henderson Asia Equity Fund		Consumer Staples	4.09%	-2.42%
Spaengler IQAM Asia Stock		Consumer Staples	3.80%	-2.71%
Natixis Intl. Fds. (Lux) I - Natixis Asia Equity Fund		Health Care	1.23%	-2.87%
Sydinvest Fjernosten		Health Care	2.51%	-3.48%
Wellington Mgmt. Fds. (LU) - Asian Opportunitie..		Consumer Staples	2.31%	-5.13%

Defensive Sectors: Largest Fund Flows, \$, 11/30/2022 - 5/31/2023

Fund Name	New or Cl.	Sector	Fund AUM, \$	Fund Flows, \$
T Rowe Price New Asia Fund		Consumer Staples	\$170M	\$39.5M
Schroder ISF - Asian Opportunities		Consumer Staples	\$170M	\$30.4M
BlackRock Global Funds - Asian Growth Leaders..		Consumer Staples	\$78M	\$21.8M
Schroder ISF - Asian Opportunities		Health Care	\$211M	\$18.9M
Sydinvest Fjernosten		Consumer Staples	\$24M	\$13.9M
AB FCP I - Asia (ex-Japan) Equity Portfolio		Utilities	\$44M	\$13.7M
iShares Tr. - MSCI All Country Asia ex-Japan ETF		Consumer Staples	\$155M	\$13.4M
JPMorgan Fund ICVC - Asia Growth Fund		Consumer Staples	\$52M	(\$20.2M)
FTIF SICAV - Asian Growth Fund		Health Care	\$37M	(\$21.4M)
Fidelity Invt. Funds - Asia Fund		Health Care	\$61M	(\$24.3M)
Matthews Pacific Tiger Fund		Health Care	\$56M	(\$33.4M)
Matthews Pacific Tiger Fund		Utilities	\$65M	(\$46.0M)
T Rowe Price New Asia Fund		Health Care	\$78M	(\$49.7M)
Matthews Pacific Tiger Fund		Consumer Staples	\$312M	(\$62.7M)

Cyclical Sectors: Largest Changes in Fund Weight, %, 11/30/2022 - 5/31/2023

Fund Name	New or C.	Sector	Fund Weight, %	Weight Change, %
Invesco Funds - Asia Opportunities Equity Fund		Financials	35.21%	5.11%
Janus Henderson Asia Equity Fund		Consumer Discretionary	15.76%	4.50%
Spaengler IQAM Asia Stock		Consumer Discretionary	13.78%	3.95%
Prisma Asianavigator UI		Real Estate	4.76%	3.65%
Robeco Capital Gr. Fds. - Asian Stars Equities		Consumer Discretionary	23.13%	3.46%
Wellington Mgmt. Fds. (LU) - Asian Opportunitie..		Consumer Discretionary	10.62%	3.27%
MFS Meridian Funds - Asia Pacific (ex-Japan) F..		Consumer Discretionary	15.39%	3.02%
Allianz Global Investors Fund - Total Return Asi..		Financials	19.17%	-4.66%
Natixis Intl. Fds. (Lux) I - Natixis Asia Equity Fund		Consumer Discretionary	18.15%	-4.67%
Sydinvest Fjernosten		Consumer Discretionary	15.41%	-5.52%
Invesco Funds - Asia Opportunities Equity Fund		Consumer Discretionary	11.80%	-6.08%
Prisma Asianavigator UI		Materials	6.56%	-6.44%
GAM Multistock SICAV - Asia Focus Equity Fund		Consumer Discretionary	11.55%	-7.84%
BlackRock Global Funds - Asian Growth Leaders..		Financials	20.19%	-9.66%

Cyclical Sectors: Largest Fund Flows, \$, 11/30/2022 - 5/31/2023

Fund Name	New or Cla..	Sector	Fund AUM, \$	Fund Flows, \$
Hermes Invt. Funds - Asia (ex-Japan) Equity Fu..		Consumer Discretionary	\$811M	\$120.3M
Schroder ISF - Asian Opportunities		Consumer Discretionary	\$1,034M	\$117.9M
Schroder ISF - Asian Opportunities		Financials	\$1,264M	\$116.3M
Fidelity Invt. Funds - Asia Fund		Consumer Discretionary	\$618M	\$103.6M
Hermes Invt. Funds - Asia (ex-Japan) Equity Fu..		Financials	\$401M	\$58.6M
iShares Tr. - MSCI All Country Asia ex-Japan ETF		Financials	\$629M	\$46.5M
T Rowe Price New Asia Fund		Real Estate	\$156M	\$42.8M
Matthews Asian Growth & Income Fund		Consumer Discretionary	\$66M	(\$52.6M)
JPMorgan Fund ICVC - Asia Growth Fund		Financials	\$185M	(\$72.6M)
Matthews Pacific Tiger Fund		Real Estate	\$302M	(\$73.4M)
BlackRock Global Funds - Asian Growth Leaders..		Financials	\$135M	(\$75.6M)
Matthews Pacific Tiger Fund		Financials	\$572M	(\$90.6M)
Matthews Pacific Tiger Fund		Consumer Discretionary	\$548M	(\$98.7M)
Fidelity Invt. Funds - Asia Fund		Financials	\$1,153M	(\$123.6M)

Sensitive Sectors: Largest Changes in Fund Weight, %, 11/30/2022 - 5/31/2023

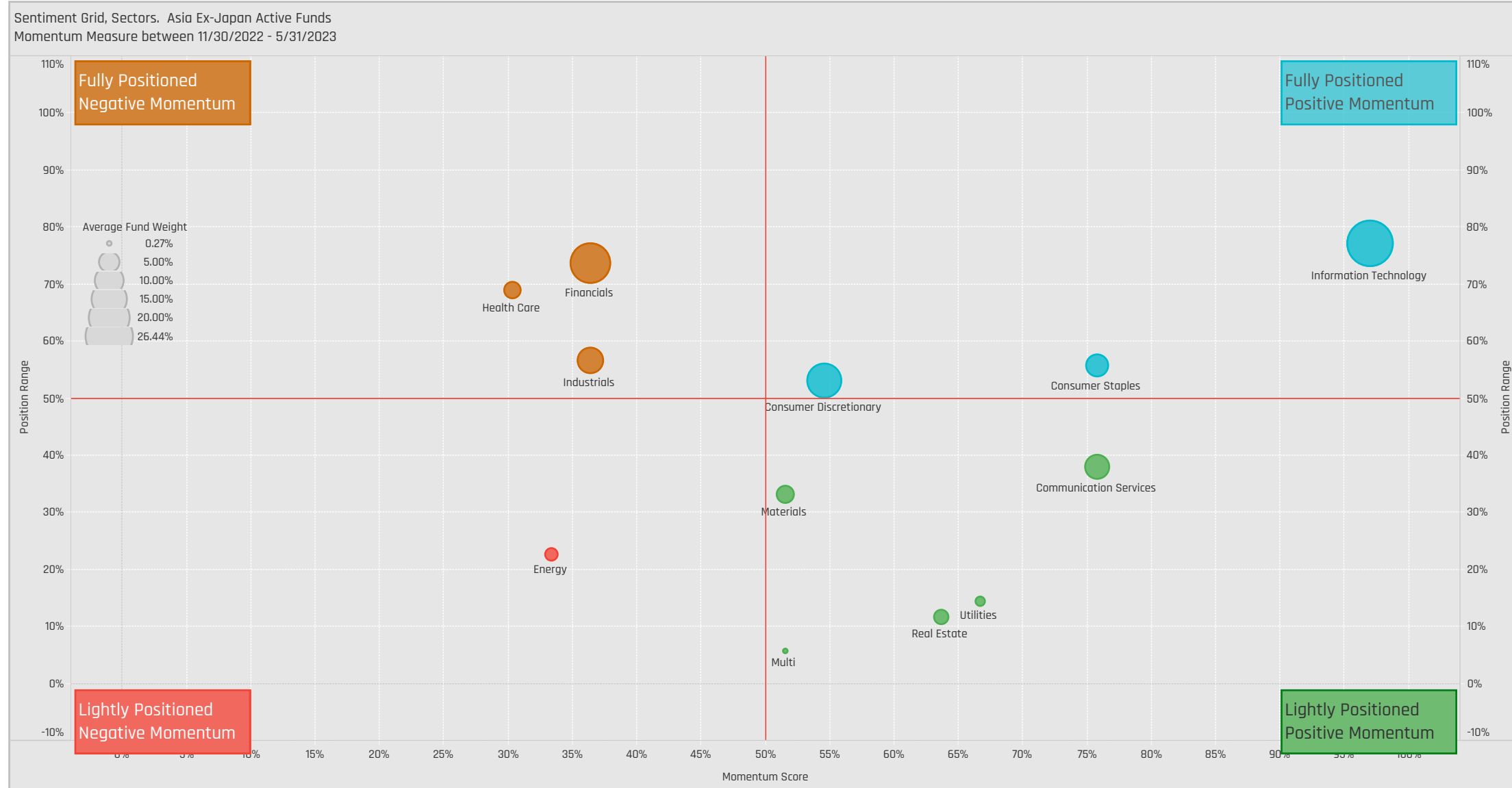
Fund Name	New or C.	Sector	Fund Weight, %	Weight Change, %
GAM Multistock SICAV - Asia Focus Equity Fund		Information Technology	40.71%	13.13%
Natixis Intl. Fds. (Lux) I - Natixis Asia Equity Fund		Information Technology	31.47%	10.93%
Fidelity Active Strategy - Asia Fund		Information Technology	35.11%	8.56%
Swedbank Robur Asienfond		Information Technology	31.41%	8.32%
JPMorgan Fund ICVC - Asia Growth Fund		Information Technology	32.53%	8.21%
Janus Henderson Asia Equity Fund		Information Technology	29.29%	7.27%
AB FCP I - Asia (ex-Japan) Equity Portfolio		Information Technology	27.16%	7.26%
Robeco Capital Gr. Fds. - Asian Stars Equities		Energy	2.46%	-4.08%
JPMorgan Fund ICVC - Asia Growth Fund		Industrials	5.56%	-4.15%
Manulife Global Fund - Sustainable Asia Equity ..		Information Technology	27.90%	-4.58%
T Rowe Price Asia Opportunities Fund		Industrials	7.38%	-5.26%
GAM Multistock SICAV - Asia Focus Equity Fund		Communication Services	11.21%	-5.42%
Invesco Funds - Asia Opportunities Equity Fund		Information Technology	21.56%	-6.90%
Baring Eastern Trust		Industrials	10.16%	-8.55%

Sensitive Sectors: Largest Fund Flows, \$, 11/30/2022 - 5/31/2023

Fund Name	New or Cla..	Sector	Fund AUM, \$	Fund Flows, \$
Schroder ISF - Asian Opportunities		Information Technology	\$1,479M	\$107.8M
T Rowe Price New Asia Fund		Information Technology	\$872M	\$107.1M
Schroder ISF - Asian Opportunities		Industrials	\$433M	\$91.8M
Schroder ISF - Asian Opportunities		Communication Services	\$307M	\$63.6M
iShares Tr. - MSCI All Country Asia ex-Japan ETF		Information Technology	\$758M	\$53.9M
AB FCP I - Asia (ex-Japan) Equity Portfolio		Information Technology	\$125M	\$50.2M
Pictet - Asian Equities (ex-Japan)		Information Technology	\$303M	\$30.5M
Hermes Invt. Funds - Asia (ex-Japan) Equity Fu..		Communication Services	\$175M	(\$41.6M)
Matthews Pacific Tiger Fund		Industrials	\$461M	(\$44.2M)
Matthews Asian Growth & Income Fund		Information Technology	\$140M	(\$46.9M)
T Rowe Price New Asia Fund		Industrials	\$226M	(\$53.3M)
Ninety One Gbl. Strat. Fd. - Asian Equity Fund		Information Technology	\$167M	(\$65.6M)
Fidelity Invt. Funds - Asia Fund		Information Technology	\$990M	(\$86.5M)
Matthews Pacific Tiger Fund		Information Technology	\$901M	(\$92.9M)

Sector Sentiment Grid

We combine the latest Sector positioning, long-term positioning and short-term fund activity in the 'Sentiment Grid', below. The Y-Axis measures where today's ownership levels in each Sector sit relative to the long-term range. We calculate the Z-Score of today's average weight, funds invested % and funds O/W %, relative to all monthly observations in our fund history (going back to 7/31/2011). A figure close to 100% would indicate today's positioning is close to its maximum ever level, a figure close to zero, the lowest. The X-axis provides a measure of short-term fund activity, or 'Momentum', by looking at the changes in average weight, funds invested % and funds o/w % between 11/30/2022 and 5/31/2023, relative to each Sector. A figure above 50% means a Sector has seen relative increases in ownership, a figure below 50% indicates a relative decrease in positioning. The size of the bubble represents the average weight of each Sector.



Position Range: Average of:
Z-Score Average Weight vs history
Z-Score Funds Invested % vs history
Z-Score Funds O/W % vs history

Momentum Score: Average of:
Change in Average Weight (Percentile vs Peers)
Change in Funds Invested % (Percentile vs Peers)
Change in Funds O/W % (Percentile vs Peers)



Country / Sector Allocations

Country/Sector Allocations

Country Sectors: Average Fund Weights

Country	Defensive			Cyclical			Sensitive				
	Consumer Staples	Health Care	Utilities	Consumer Discretionary	Financials	Materials	Real Estate	Information Technology	Communication Services	Energy	Industrials
China & HK	3.19%	1.73%	0.82%	10.29%	6.81%	1.09%	1.45%	1.97%	5.96%	0.54%	5.22%
Taiwan	0.21%	0.06%		0.50%	0.23%	0.09%		0.00%	0.00%	0.00%	0.78%
India	0.81%	0.75%	0.21%	1.24%	6.61%	0.55%	0.43%	1.60%	0.40%	1.06%	0.79%
South Korea	0.55%	0.14%	0.00%	0.85%	0.89%	1.21%		8.34%	0.24%	0.15%	0.51%
Singapore	0.07%	0.14%	0.06%	0.48%	1.75%	0.01%	0.24%	0.13%	0.32%	0.00%	0.29%
Indonesia	0.21%	0.23%	0.02%	0.10%	2.44%	0.26%	0.03%	0.04%	0.24%	0.10%	0.19%
Thailand	0.48%	0.12%	0.00%	0.13%	0.34%	0.05%	0.12%	0.00%	0.08%	0.03%	0.20%
Philippines	0.26%		0.01%	0.29%	0.29%	0.00%	0.17%		0.02%	0.01%	0.09%
Vietnam	0.19%	0.00%	0.00%	0.12%	0.27%	0.04%	0.11%	0.16%		0.00%	0.03%
Malaysia	0.00%	0.04%	0.00%	0.03%	0.14%	0.01%	0.01%	0.06%	0.04%	0.00%	0.01%
Japan	0.11%	0.06%		0.14%	0.03%	0.10%		0.14%	0.09%		0.17%
Australia		0.19%		0.03%	0.00%	0.20%	0.04%	0.05%		0.10%	
United Kingdom					0.29%	0.04%					
United States		0.01%		0.36%				0.23%	0.01%		0.02%
Netherlands		0.01%		0.02%				0.41%			0.03%

Country Sectors: Funds Invested %

Country	Defensive			Cyclical			Sensitive				
	Consumer Staples	Health Care	Utilities	Consumer Discretionary	Financials	Materials	Real Estate	Information Technology	Communication Services	Energy	Industrials
China & HK	77.91%	67.44%	37.21%	100.00%	93.02%	56.98%	63.95%	76.74%	94.19%	24.42%	95.35%
Taiwan	12.79%	3.49%		26.74%	12.79%	5.81%		98.84%	1.16%	0.00%	40.70%
India	37.21%	36.05%	16.28%	54.65%	93.02%	37.21%	20.93%	69.77%	26.74%	39.53%	44.19%
South Korea	31.40%	11.63%	1.16%	43.02%	38.37%	50.00%		98.84%	20.93%	11.63%	25.58%
Singapore	5.81%	4.65%	3.49%	46.51%	62.79%	1.16%	18.60%	9.30%	16.28%	1.16%	18.60%
Indonesia	23.26%	10.47%	1.16%	8.14%	81.40%	24.42%	5.81%	2.33%	18.60%	6.98%	10.47%
Thailand	25.58%	9.30%	0.00%	12.79%	22.09%	4.65%	10.47%	1.16%	6.98%	3.49%	16.28%
Philippines	18.60%		1.16%	18.60%	20.93%	2.33%	15.12%		5.81%	6.98%	8.14%
Vietnam	18.60%	1.16%	1.16%	10.47%	17.44%	3.49%	8.14%	8.14%		0.00%	3.49%
Malaysia	1.16%	1.16%	0.00%	2.33%	10.47%	1.16%	1.16%	3.49%	4.65%	1.16%	3.49%
Japan	4.65%	2.33%		4.65%	1.16%	3.49%		5.81%	3.49%		5.81%
Australia		5.81%		2.33%	1.16%	9.30%	1.16%	3.49%		6.98%	
United Kingdom					13.95%	3.49%					
United States		1.16%		19.77%				9.30%	1.16%		2.33%
Netherlands		1.16%		1.16%				12.79%			2.33%

Defensive Country/Sectors: Largest Fund Weights, %

Fund Name	Country Sector	Weight
Morgan Stanley Instl. Fund - Asia Oppo..	China & HK Consumer Stapl..	12.89%
BL - Equities Asia	China & HK Consumer Stapl..	11.08%
First Sentier Invs. Glb. Umb. - FSSA Asi..	China & HK Consumer Stapl..	10.42%
First Sentier Invs. Glb. Umb. - FSSA Asi..	China & HK Consumer Stapl..	9.63%
BL - Equities Asia	Thailand Consumer Staples	9.58%
Fidelity Active Strategy - Asia Fund	China & HK Consumer Stapl..	8.94%
Fidelity Asia Fund	China & HK Consumer Stapl..	8.67%
PineBridge Global Funds - Asia (ex-Jap..	China & HK Consumer Stapl..	8.11%
Waverton Invnt. Fds. Plc - Asia Pacific Fu..	China & HK Consumer Stapl..	8.07%
First Sentier Invs. Glb. Umb. - FSSA Asi..	India Consumer Staples	8.06%
Robeco Capital Gr. Fds. - Asian Stars E..	China & HK Health Care	7.71%
Veritas Funds Plc - Asian Fund	China & HK Consumer Stapl..	7.53%
Veritas Funds Plc - Asian Fund	Australia Health Care	7.47%
First Sentier Invs. Glb. Umb. - FSSA Asi..	India Consumer Staples	7.38%
Maple-Brown Abbott Funds Plc - Asia-E..	China & HK Consumer Stapl..	7.34%

Cyclical Country/Sectors: Largest Fund Weights, %

Fund Name	Country Sector	Weight
PineBridge Global Funds - Asia (ex-Jap..	China & HK Consumer Discre..	25.87%
Morgan Stanley Instl. Fund - Asia Oppo..	India Financials	20.56%
NESTOR-FONDS - Nestor Fernost Fonds	China & HK Consumer Discre..	18.50%
DJE - Asien	China & HK Consumer Discre..	18.05%
TT International Funds Plc - Asia-Pacific..	India Financials	16.17%
AMC Expert Fund - Seapac	China & HK Financials	16.15%
Fidelity Inv. Trust - Emerging Asia Fund	China & HK Consumer Discre..	15.36%
Robeco Capital Gr. Fds. - Asian Stars E..	China & HK Consumer Discre..	15.34%
SEB Asia (ex-Japan) Fund	China & HK Financials	15.27%
GAM Star Fund Plc - Asian Equity	China & HK Consumer Discre..	15.25%
Fidelity Funds SICAV - Asian Equity Fun..	India Financials	14.93%
Prisma Asianavigator UI	China & HK Consumer Discre..	14.81%
AMC Expert Fund - Seapac	China & HK Consumer Discre..	14.57%
Morgan Stanley Invnt. Fds. - Sustainabl..	India Financials	14.47%
Comgest Growth Plc - Asia Pac (ex-Jap..	China & HK Consumer Discre..	14.22%

Sensitive Country/Sectors: Largest Fund Weights, %

Fund Name	Country Sector	Weight
EPIC Funds Plc - Oriental Focus Fund	Taiwan Information Technol..	23.92%
Goldman Sachs Funds III - Asia Equity ..	Taiwan Information Technol..	21.74%
JKC Fund - La Francaise JKC Asia Equit..	China & HK Industrials	21.07%
Mirabaud - Equities Asia (ex-Japan)	Taiwan Information Technol..	21.02%
Vontobel Fund - mtX Sustainable Asian..	Taiwan Information Technol..	19.31%
Polar Capital Funds Plc - Asian Stars F..	Taiwan Information Technol..	19.29%
Swedbank Robur Asienfond	Taiwan Information Technol..	18.41%
Danske Invest - Fjernosten KL	Taiwan Information Technol..	18.31%
Wealth Invest SK Invest Far East Equiti..	Taiwan Information Technol..	18.23%
GAM Multistock SICAV - Asia Focus Equ..	Taiwan Information Technol..	17.93%
JPMorgan Fund ICV - Asia Growth Fun..	Taiwan Information Technol..	17.21%
GAM Star Fund Plc - Asian Equity	Taiwan Information Technol..	17.16%
Fidelity Asia Fund	Taiwan Information Technol..	17.09%
Nordea Asian Stars Fund	Taiwan Information Technol..	16.98%
Schroder Asian Alpha Plus Fund	Taiwan Information Technol..	16.44%

Country/Sector Allocations Relative to Benchmark

Country	Defensive			Cyclical			Sensitive				
	Consumer Staples	Health Care	Utilities	Consumer Discretionary	Financials	Materials	Real Estate	Information Technology	Communication Services	Energy	Industrials
China & HK	1.03%	-0.19%	-0.64%	1.76%	-2.34%	-0.13%	-0.89%	-0.22%	-0.14%	-0.58%	1.52%
Taiwan	-0.09%	0.01%		0.18%	-2.12%	-0.94%		0.48%	-0.44%	-0.04%	-0.27%
India	-0.72%	0.02%	-0.40%	-0.44%	-2.36%	-1.04%	0.33%	-0.64%	-0.08%	-0.92%	-0.33%
South Korea	0.24%	-0.54%	-0.07%	-0.60%	-0.38%	0.00%		0.46%	0.11%	-0.04%	-0.85%
Singapore	-0.03%	0.14%	0.06%	-0.01%	-0.04%	0.01%	-0.34%	0.07%	0.05%	0.00%	-0.16%
Indonesia	0.01%	0.17%	0.02%	0.10%	1.09%	0.10%	0.03%	0.04%	0.00%	0.02%	0.01%
Thailand	0.19%	-0.10%	-0.21%	-0.03%	0.16%	-0.16%	0.02%	-0.24%	-0.09%	-0.32%	-0.03%
Philippines	0.16%		-0.05%	0.18%	0.09%	0.00%	-0.05%		-0.01%	0.01%	0.02%
Vietnam	0.19%	0.00%	0.00%	0.12%	0.27%	0.04%	0.11%	0.16%		0.00%	0.03%
Malaysia	-0.22%	-0.03%	-0.09%	-0.05%	-0.48%	-0.06%	0.01%	0.03%	-0.11%	-0.08%	-0.19%
Japan	0.11%	0.06%		0.14%	0.03%	0.10%		0.14%	0.09%		0.17%
Australia		0.19%		0.03%	0.00%	0.20%	0.04%	0.05%		0.10%	
United Kingdom					0.29%	0.04%					
United States		-0.05%		0.36%				0.23%	0.01%		0.02%
Netherlands		0.01%		0.02%				0.41%			0.03%

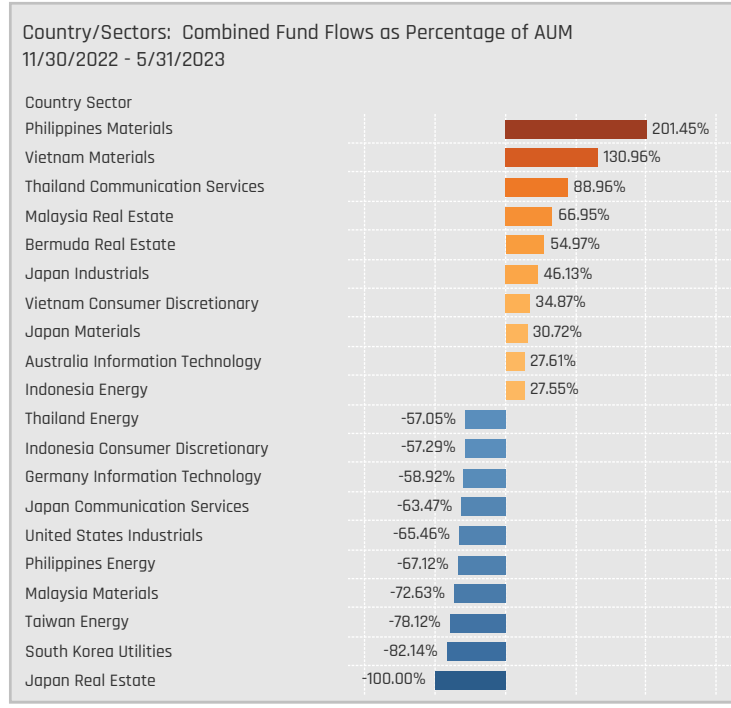
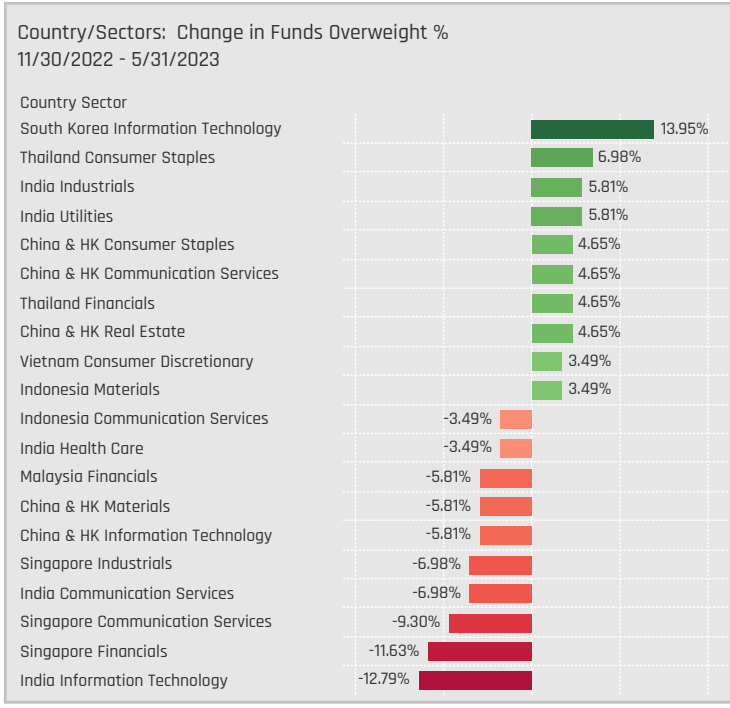
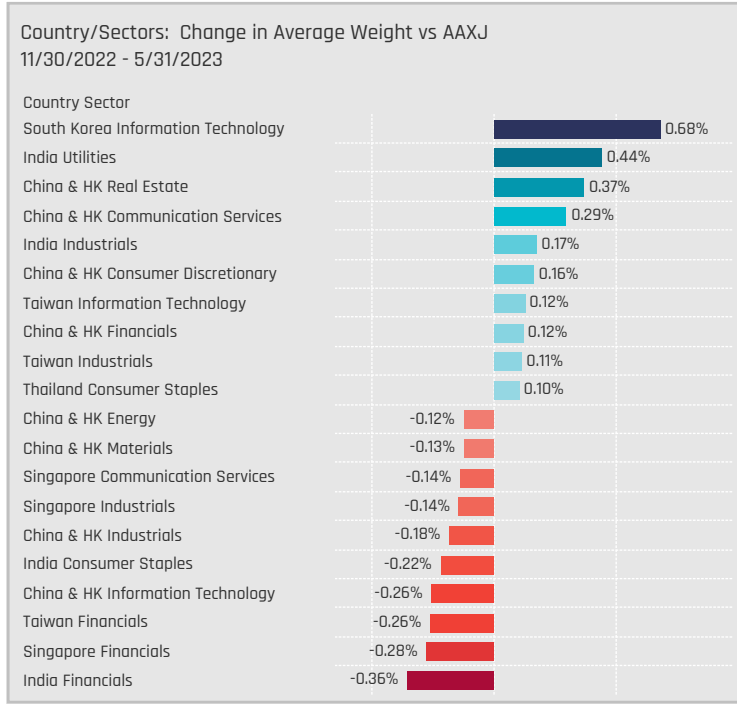
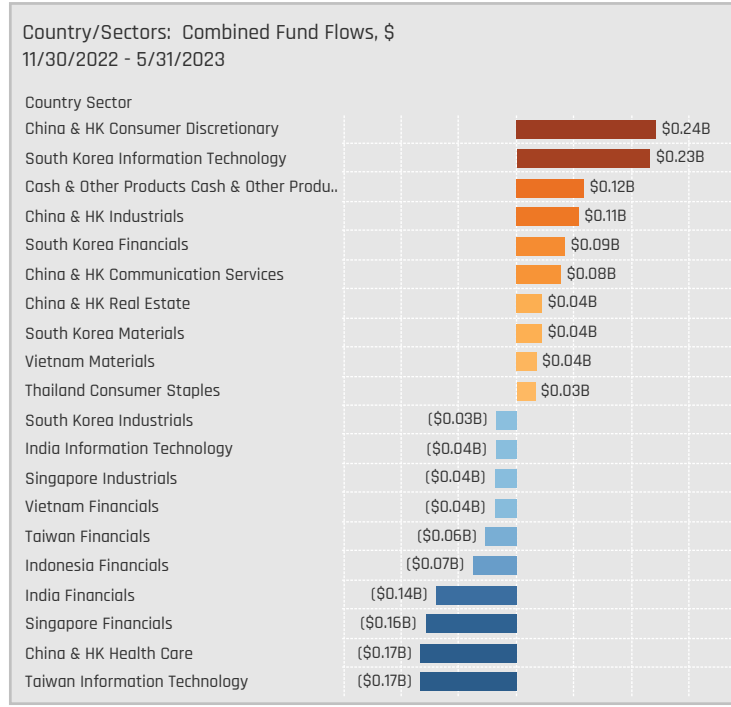
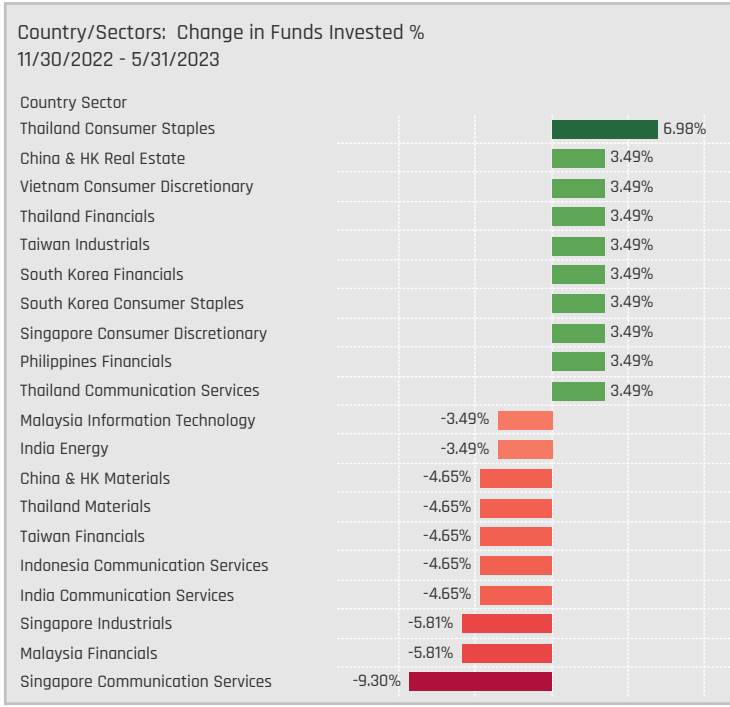
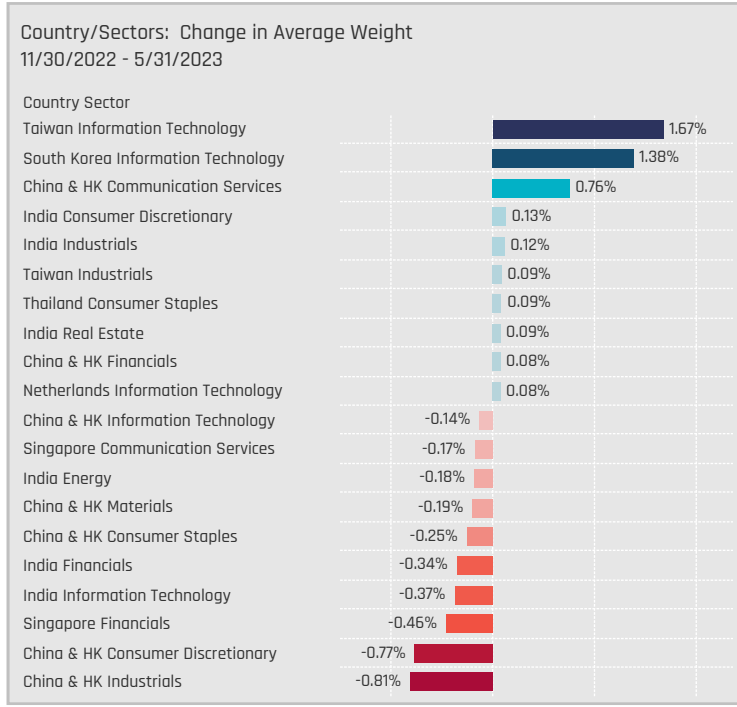
Country	Defensive			Cyclical			Sensitive				
	Consumer Staples	Health Care	Utilities	Consumer Discretionary	Financials	Materials	Real Estate	Information Technology	Communication Services	Energy	Industrials
China & HK	58.14%	32.56%	19.77%	69.77%	23.26%	32.56%	26.74%	36.05%	50.00%	17.44%	66.28%
Taiwan	10.47%	3.49%		24.42%	2.33%	3.49%		60.47%	0.00%	0.00%	26.74%
India	22.09%	30.23%	15.12%	36.05%	76.74%	11.63%	20.93%	26.74%	19.77%	32.56%	32.56%
South Korea	27.91%	8.14%	1.16%	19.77%	19.77%	38.37%		60.47%	20.93%	10.47%	18.60%
Singapore	5.81%	4.65%	3.49%	37.21%	41.86%	1.16%	15.12%	9.30%	15.12%	1.16%	17.44%
Indonesia	22.09%	10.47%	1.16%	8.14%	74.42%	23.26%	5.81%	2.33%	18.60%	6.98%	8.14%
Thailand	23.26%	9.30%	0.00%	12.79%	22.09%	4.65%	10.47%	0.00%	5.81%	3.49%	16.28%
Philippines	17.44%		1.16%	17.44%	19.77%	2.33%	13.95%		5.81%	5.81%	8.14%
Vietnam	18.60%	1.16%	1.16%	10.47%	17.44%	3.49%	8.14%	8.14%		0.00%	3.49%
Malaysia	1.16%	1.16%	0.00%	2.33%	9.30%	1.16%	1.16%	3.49%	3.49%	1.16%	2.33%
Japan	4.65%	2.33%		4.65%	1.16%	3.49%		5.81%	3.49%		5.81%
Australia		5.81%			2.33%	1.16%	9.30%	1.16%	3.49%		6.98%
United Kingdom					13.95%	3.49%					
United States		1.16%			19.77%			9.30%	1.16%		2.33%
Netherlands		1.16%			1.16%			12.79%			2.33%

Fund Name	Country Sector	Weight
Morgan Stanley Instl. Fund - Asia	China & HK Consumer Staples	10.73%
BL - Equities Asia	Thailand Consumer Staples	9.29%
BL - Equities Asia	China & HK Consumer Staples	8.92%
First Sentier Invs. Glb. Umb. - FS.	China & HK Consumer Staples	8.26%
First Sentier Invs. Glb. Umb. - FS.	China & HK Consumer Staples	7.47%
Veritas Funds Plc - Asian Fund	Australia Health Care	7.47%
Fidelity Active Strategy - Asia F.	China & HK Consumer Staples	6.78%
First Sentier Invs. Glb. Umb. - FS.	India Consumer Staples	6.53%
GAM Multistock SICAV - Asia Foc.	China & HK Consumer Staples	-2.16%
FTGF Plc - Martin Currie Asia Lon.	China & HK Consumer Staples	-2.16%
EPIC Funds Plc - Oriental Focus ..	China & HK Consumer Staples	-2.16%
Eastspring Investments - Asian ..	China & HK Consumer Staples	-2.16%
DJE - Asien	China & HK Consumer Staples	-2.16%
Baillie Gifford Overseas Growth ..	China & HK Consumer Staples	-2.16%
AB SICAV I - Asia Low Volatility ..	China & HK Consumer Staples	-2.16%
AB FCP I - Asia (ex-Japan) Equit.	China & HK Consumer Staples	-2.16%

Fund Name	Country Sector	Weight
PineBridge Global Funds - Asia (e.	China & HK Consumer Discretionar..	17.35%
Morgan Stanley Instl. Fund - Asia ..	India Financials	16.30%
TT International Funds Plc - Asia..	India Financials	11.92%
Fidelity Funds SICAV - Asian Equit..	India Financials	10.68%
Morgan Stanley Invt. Fds. - Sustai..	India Financials	10.21%
NESTOR-FONDS - Nestor Fernost F..	China & HK Consumer Discretionar..	9.97%
Fidelity Invt. Funds - Asia Fund	India Financials	9.58%
DJE - Asien	China & HK Consumer Discretionar..	9.52%
Fidelity Active Strategy - Asia Fun..	China & HK Financials	-7.86%
Veritas Funds Plc - Asian Fund	China & HK Financials	-8.38%
Wealth Invest SK Invest Far East ..	China & HK Financials	-9.15%
TT International Funds Plc - Asia..	China & HK Financials	-9.15%
PineBridge Global Funds - Asia (e.	China & HK Financials	-9.15%
NESTOR-FONDS - Nestor Fernost F..	China & HK Financials	-9.15%
Matthews Asia Funds - Asia (ex-J..	China & HK Financials	-9.15%
Maple-Brown Abbott Funds Plc - ..	China & HK Financials	-9.15%

Fund Name	Country Sector	Weight
JKC Fund - La Francaise JKC Asia ..	China & HK Industrials	17.37%
EPIC Funds Plc - Oriental Focus Fu.	Taiwan Information Technology	11.10%
Value Partners High Dividend Stoc.	China & HK Industrials	10.09%
Maple-Brown Abbott Funds Plc - A..	China & HK Communication Servic..	9.54%
Fidelity Active Strategy - Asia Fund	Netherlands Information Technolo..	8.96%
NESTOR-FONDS - Nestor Fernost F..	China & HK Industrials	8.96%
Goldman Sachs Funds III - Asia Eq.	Taiwan Information Technology	8.92%
Veritas Funds Plc - Asian Fund	China & HK Industrials	8.58%
Maple-Brown Abbott Funds Plc - A..	South Korea Information Technolo..	-5.29%
Prisma Asianavigator UI	Taiwan Information Technology	-5.37%
Wealth Invest SK Invest Far East E..	China & HK Communication Servic..	-6.02%
DJE - Asien	Taiwan Information Technology	-6.40%
Veritas Funds Plc - Asian Fund	Taiwan Information Technology	-7.32%
Maple-Brown Abbott Funds Plc - A..	Taiwan Information Technology	-7.42%
Morgan Stanley Instl. Fund - Asia ..	Taiwan Information Technology	-7.70%
Mirae Asset Glb. Discovery Fd. - ES.	Taiwan Information Technology	-8.90%

Country/Sector Allocation Changes [Aggregate]



Country/Sector Allocation Changes [Fund Level]

Defensive Country/Sectors: Largest Changes in Fund Weight, %, 11/30/2022 - 5/31/2023

Fund Name	New or C.	Country Sector	Fund Weight, %	Weight Change, %
GAM Multistock SICAV - Asia Focus Equity Fund	New	China & HK Health Care	3.70%	3.70%
Prisma Asianavigator UI	New	South Korea Consumer Staples	2.94%	2.94%
BlackRock Global Funds - Asian Growth Leaders..	New	India Consumer Staples	2.82%	2.82%
TT International Funds Plc - Asia-Pacific Equity ..		China & HK Consumer Staples	3.79%	2.71%
Natixis Intl. Fds. (Lux) I - Natixis Asia Equity Fund	New	India Consumer Staples	2.53%	2.53%
Robeco Capital Gr. Fds. - Asian Stars Equities		China & HK Health Care	7.71%	2.00%
Sydinvest Fjernosten		India Consumer Staples	3.02%	1.93%
Sydinvest Fjernosten		China & HK Health Care	1.79%	-2.00%
Ninety One Glb. Strat. Fd. - Asian Equity Fund	Close	China & HK Health Care	0.00%	-2.04%
Wellington Mgmt. Fds. (LU) - Asian Opportunitie..	Close	South Korea Utilities	0.00%	-2.07%
Wellington Mgmt. Fds. (LU) - Asian Opportunitie..	Close	India Consumer Staples	0.00%	-2.25%
SEB Asia (ex-Japan) Fund		China & HK Consumer Staples	1.58%	-2.43%
Wellington Mgmt. Fds. (LU) - Asian Opportunitie..		China & HK Consumer Staples	2.31%	-2.89%
Spaengler IQAM Asia Stock		India Consumer Staples	1.19%	-3.94%

Defensive Country/Sectors: Largest Fund Flows, \$, 11/30/2022 - 5/31/2023

Fund Name	New or Cl.	Country Sector	Fund AUM, \$	Fund Flows, \$
T Rowe Price New Asia Fund		China & HK Consumer Staples	\$79M	\$41.7M
Schroder ISF - Asian Opportunities		China & HK Consumer Staples	\$170M	\$30.4M
Fidelity Invt. Funds - Asia Fund		Thailand Consumer Staples	\$57M	\$26.1M
FTIF SICAV - Asian Growth Fund		India Health Care	\$33M	\$19.6M
T Rowe Price New Asia Fund	New	South Korea Consumer Staples	\$13M	\$18.4M
BlackRock Global Funds - Asian Growth Leaders..	New	India Consumer Staples	\$19M	\$16.7M
Hermes Invt. Funds - Asia (ex-Japan) Equity Fu..		China & HK Consumer Staples	\$121M	\$15.9M
Matthews Pacific Tiger Fund		China & HK Consumer Staples	\$184M	(\$23.4M)
Fidelity Invt. Funds - Asia Fund		China & HK Health Care	\$61M	(\$24.3M)
Fidelity Invt. Funds - Asia Fund		China & HK Consumer Staples	\$121M	(\$24.9M)
Matthews Pacific Tiger Fund		India Utilities	\$30M	(\$30.2M)
Matthews Pacific Tiger Fund		China & HK Health Care	\$56M	(\$33.4M)
FTIF SICAV - Asian Growth Fund		China & HK Health Care	\$4M	(\$41.0M)
T Rowe Price New Asia Fund		China & HK Health Care	\$78M	(\$49.7M)

Cyclical Country/Sectors: Largest Changes in Fund Weight, %, 11/30/2022 - 5/31/2023

Fund Name	New or C.	Country Sector	Fund Weight, %	Weight Change, %
DJE - Asien		China & HK Financials	8.63%	6.07%
Wellington Mgmt. Fds. (LU) - Asian Opportunitie..		China & HK Consumer Discretionary	8.43%	4.47%
Spaengler IQAM Asia Stock		China & HK Consumer Discretionary	12.41%	3.87%
Invesco Funds - Asia Opportunities Equity Fund		South Korea Financials	5.08%	3.68%
Prisma Asianavigator UI	New	China & HK Real Estate	3.65%	3.65%
Wellington Mgmt. Fds. (LU) - Asian Opportunitie..		China & HK Financials	8.46%	3.53%
Fidelity Funds SICAV - Asian Equity Fund		India Consumer Discretionary	4.15%	3.25%
Pictet - Asian Equities (ex-Japan)		India Financials	6.37%	-3.57%
Janus Henderson Asia Equity Fund		India Financials	8.04%	-3.87%
Prisma Asianavigator UI	Close	United Kingdom Materials	0.00%	-4.69%
DJE - Asien		India Financials	3.16%	-4.71%
Sydinvest Fjernosten		China & HK Consumer Discretionary	9.49%	-5.02%
Invesco Funds - Asia Opportunities Equity Fund		China & HK Consumer Discretionary	9.43%	-5.09%
GAM Multistock SICAV - Asia Focus Equity Fund		China & HK Consumer Discretionary	8.80%	-8.09%

Cyclical Country/Sectors: Largest Fund Flows, \$, 11/30/2022 - 5/31/2023

Fund Name	New or Cl.	Country Sector	Fund AUM, \$	Fund Flows, \$
Hermes Invt. Funds - Asia (ex-Japan) Equity Fu..		China & HK Consumer Discretionary	\$424M	\$130.9M
Schroder ISF - Asian Opportunities		China & HK Consumer Discretionary	\$800M	\$117.8M
Fidelity Invt. Funds - Asia Fund		China & HK Consumer Discretionary	\$478M	\$109.1M
Schroder ISF - Asian Opportunities		China & HK Financials	\$447M	\$61.8M
FTIF SICAV - Asian Growth Fund		China & HK Financials	\$177M	\$43.7M
Hermes Invt. Funds - Asia (ex-Japan) Equity Fu..		South Korea Financials	\$265M	\$42.2M
Baillie Gifford Overseas Growth Fund - Pacific F..		China & HK Financials	\$120M	\$41.8M
Matthews Pacific Tiger Fund		Thailand Real Estate	\$117M	(\$35.5M)
Baillie Gifford Overseas Growth Fund - Pacific F..		India Financials	\$158M	(\$49.0M)
Matthews Pacific Tiger Fund		China & HK Consumer Discretionary	\$390M	(\$51.3M)
Matthews Pacific Tiger Fund		China & HK Financials	\$261M	(\$52.6M)
Fidelity Invt. Funds - Asia Fund	Close	Taiwan Financials		(\$54.2M)
FTIF SICAV - Asian Growth Fund		China & HK Consumer Discretionary	\$196M	(\$56.1M)
Fidelity Invt. Funds - Asia Fund		China & HK Financials	\$360M	(\$61.9M)

Sensitive Country/Sectors: Largest Changes in Fund Weight, %, 11/30/2022 - 5/31/2023

Fund Name	New or C.	Country Sector	Fund Weight, %	Weight Change, %
Wellington Mgmt. Fds. (LU) - Asian Opportunitie..	New	South Korea Information Technology	8.32%	8.32%
Natixis Intl. Fds. (Lux) I - Natixis Asia Equity Fund		South Korea Information Technology	11.62%	8.24%
Fidelity Active Strategy - Asia Fund		South Korea Information Technology	11.38%	6.46%
Janus Henderson Asia Equity Fund		South Korea Information Technology	11.96%	6.35%
Fidelity Asia Fund		South Korea Information Technology	10.84%	6.14%
GAM Multistock SICAV - Asia Focus Equity Fund		Taiwan Information Technology	17.93%	6.01%
Goldman Sachs Funds III - Asia Equity Growth &..		Taiwan Information Technology	21.74%	5.97%
Pictet - Asian Equities (ex-Japan)		China & HK Industrials	7.37%	-3.36%
Waverton Invt. Fds. Plc - Asia Pacific Fund	Close	Malaysia Information Technology	0.00%	-3.42%
Robeco Capital Gr. Fds. - Asian Stars Equities		China & HK Energy	2.46%	-4.08%
FTGF Plc - Martin Currie Asia Long-Term Uncons..		China & HK Industrials	2.24%	-4.15%
AB SICAV I - Asia Low Volatility Equity Portfolio	Close	India Information Technology	0.00%	-4.34%
Invesco Funds - Asia Opportunities Equity Fund		Taiwan Information Technology	13.16%	-4.91%
Baring Eastern Trust		China & HK Industrials	5.19%	-8.62%

Sensitive Country/Sectors: Largest Fund Flows, \$, 11/30/2022 - 5/31/2023

Fund Name	New or Cl.	Country Sector	Fund AUM, \$	Fund Flows, \$
T Rowe Price New Asia Fund		South Korea Information Technology	\$250M	\$95.8M
Schroder ISF - Asian Opportunities		China & HK Industrials	\$433M	\$91.8M
Schroder ISF - Asian Opportunities		Taiwan Information Technology	\$737M	\$65.6M
Schroder ISF - Asian Opportunities		China & HK Communication Services	\$281M	\$59.6M
Hermes Invt. Funds - Asia (ex-Japan) Equity Fu..		South Korea Information Technology	\$288M	\$58.0M
Fidelity Asia Fund		South Korea Information Technology	\$87M	\$37.6M
Pictet - Asian Equities (ex-Japan)		Taiwan Information Technology	\$178M	\$34.7M
Hermes Invt. Funds - Asia (ex-Japan) Equity Fu..		China & HK Communication Services	\$175M	(\$33.2M)
Baillie Gifford Overseas Growth Fund - Pacific F..		South Korea Information Technology	\$230M	(\$33.5M)
Ninety One Glb. Strat. Fd. - Asian Equity Fund		Taiwan Information Technology	\$92M	(\$34.1M)
Fidelity Invt. Funds - Asia Fund		India Information Technology	\$58M	(\$42.5M)
Baillie Gifford Overseas Growth Fund - Pacific F..		South Korea Industrials	\$125M	(\$45.2M)
Matthews Pacific Tiger Fund		Taiwan Information Technology	\$479M	(\$71.8M)
Hermes Invt. Funds - Asia (ex-Japan) Equity Fu..		Taiwan Information Technology	\$279M	(\$83.2M)

Stock Allocations

Stock Holdings Snapshot

Aggregate Stock Holdings Data, Ranked by Most Widely Held.

Ticker	Stock Name	Funds Invested %	Average Weight	Vs Benchmark	Fund AUM, \$
CASH_USD	Cash & Other Products	96.51%	3.41%	3.41%	\$2,002.00M
2330-TW	Taiwan Semiconductor Manufacturing Co., L.	94.19%	8.34%	0.34%	\$4,721.15M
700-HK	Tencent Holdings Ltd.	86.05%	4.09%	-0.33%	\$2,207.02M
9988-HK	Alibaba Group Holding Ltd.	83.72%	3.11%	0.47%	\$1,737.15M
005930-KR	Samsung Electronics Co., Ltd.	81.40%	5.16%	0.58%	\$3,386.98M
1299-HK	AIA Group Limited	79.07%	2.84%	0.82%	\$1,573.04M
3690-HK	Meituan Class B	73.26%	1.05%	-0.20%	\$710.16M
500180-IN	HDFC Bank Limited	62.79%	2.07%	2.07%	\$1,342.50M
388-HK	Hong Kong Exchanges & Clearing Ltd.	59.30%	0.96%	0.17%	\$604.58M
9618-HK	JD.com, Inc. Class A	54.65%	0.71%	0.09%	\$593.06M
532174-IN	ICICI Bank Limited	52.33%	1.62%	0.56%	\$1,109.14M
2454-TW	MediaTek Inc	50.00%	0.86%	0.18%	\$621.32M
005-SG	DBS Group Holdings Ltd	44.19%	0.92%	0.20%	\$353.46M
BBCA-ID	PT Bank Central Asia Tbk	44.19%	1.03%	0.44%	\$523.27M
500209-IN	Infosys Limited	44.19%	0.67%	-0.29%	\$477.82M
9961-HK	Trip Com Group Ltd	40.70%	0.75%	0.44%	\$301.44M
669-HK	Techtronic Industries Co., Ltd.	40.70%	0.57%	0.35%	\$388.19M
SE-US	Sea Ltd. (Singapore) Sponsored ADR Class A	39.53%	0.38%	0.01%	\$271.49M
000660-KR	SK hynix Inc.	38.37%	0.98%	0.19%	\$332.31M
2318-HK	Ping An Insurance (Group) Company of Chin..	37.21%	0.68%	-0.03%	\$352.25M
500325-IN	Reliance Industries Limited	36.05%	0.94%	-0.68%	\$456.74M
3968-HK	China Merchants Bank Co., Ltd. Class H	36.05%	0.57%	0.25%	\$225.89M
501910-KR	LG Chem Ltd.	34.88%	0.76%	0.30%	\$572.03M
BBRI-ID	PT Bank Rakyat Indonesia (Persero) Tbk Clas..	31.40%	0.67%	0.22%	\$314.58M
006400-KR	Samsung SDI Co., Ltd	31.40%	0.58%	0.05%	\$301.89M

Top Stock Holdings, %

Fund Name	Ticker	Stock Name	Weight %
T Rowe Price Asia Opportunities Fund	2330-TW	Taiwan Semiconductor Manufacturing Co., Lt..	11.80%
Fidelity Funds SICAV - Asian Equity Fund	005930-KR	Samsung Electronics Co., Ltd.	11.72%
Fidelity Asia Fund	CASH_USD	Cash & Other Products	11.71%
Fidelity Inv. Trust - Emerging Asia Fund	2330-TW	Taiwan Semiconductor Manufacturing Co., Lt..	11.57%
T Rowe Price New Asia Fund	2330-TW	Taiwan Semiconductor Manufacturing Co., Lt..	11.43%
Nomura Fds. Ireland Plc - Asia (ex-Japan) High Conviction	2330-TW	Taiwan Semiconductor Manufacturing Co., Lt..	11.39%
GS Funds - Asia Equity Portfolio	2330-TW	Taiwan Semiconductor Manufacturing Co., Lt..	11.29%
Value Partners High Dividend Stocks Fund	CASH_USD	Cash & Other Products	11.19%
HSBC GIF - Asia (ex-Japan) Equity	2330-TW	Taiwan Semiconductor Manufacturing Co., Lt..	11.04%
JPMorgan Fund ICVC - Asia Growth Fund	2330-TW	Taiwan Semiconductor Manufacturing Co., Lt..	10.98%
Nordea Asian Stars Fund	005930-KR	Samsung Electronics Co., Ltd.	10.98%
Swedbank Robur Asienfond	2330-TW	Taiwan Semiconductor Manufacturing Co., Lt..	10.94%
Handelsbanken Asien Tema	2330-TW	Taiwan Semiconductor Manufacturing Co., Lt..	10.88%
Janus Henderson Asia Equity Fund	2330-TW	Taiwan Semiconductor Manufacturing Co., Lt..	10.86%
Wellington Mgmt. Fds. (LU) - Asian Opportunities Fund	2330-TW	Taiwan Semiconductor Manufacturing Co., Lt..	10.85%
Janus Henderson Asia Equity Fund	005930-KR	Samsung Electronics Co., Ltd.	10.81%
Danske Invest - Fjernosten KL	2330-TW	Taiwan Semiconductor Manufacturing Co., Lt..	10.80%
Fidelity Asia Fund	2330-TW	Taiwan Semiconductor Manufacturing Co., Lt..	10.80%
Schroder Asian Alpha Plus Fund	2330-TW	Taiwan Semiconductor Manufacturing Co., Lt..	10.74%
Fidelity Inv. Funds - Asia Fund	2330-TW	Taiwan Semiconductor Manufacturing Co., Lt..	10.71%
Vontobel Fund - mtX Sustainable Asian Leaders (ex-Japan)	2330-TW	Taiwan Semiconductor Manufacturing Co., Lt..	10.68%
Boring Eastern Trust	2330-TW	Taiwan Semiconductor Manufacturing Co., Lt..	10.63%
Nordea Asian Stars Fund	2330-TW	Taiwan Semiconductor Manufacturing Co., Lt..	10.63%
FTIF SICAV - Asian Growth Fund	2330-TW	Taiwan Semiconductor Manufacturing Co., Lt..	10.50%
Syinvest Fjernosten	2330-TW	Taiwan Semiconductor Manufacturing Co., Lt..	10.45%

Aggregate Stock Holdings Data, Largest Overweight Holdings

Ticker	Stock Name	Vs Benchmark	Average Weight	Funds Invested %	Fund AUM, \$
CASH_USD	Cash & Other Products	3.41%	3.41%	96.51%	\$2,002.00M
500180-IN	HDFC Bank Limited	2.07%	2.07%	62.79%	\$1,342.50M
1299-HK	AIA Group Limited	0.82%	2.84%	79.07%	\$1,573.04M
005930-KR	Samsung Electronics Co., Ltd.	0.58%	5.16%	81.40%	\$3,386.98M
532174-IN	ICICI Bank Limited	0.56%	1.62%	52.33%	\$1,109.14M
600519-CN	Kweichow Moutai Co., Ltd. Class A	0.50%	0.80%	27.91%	\$682.41M
9988-HK	Alibaba Group Holding Ltd.	0.47%	3.11%	83.72%	\$1,737.15M
9961-HK	Trip Com Group Ltd	0.44%	0.75%	40.70%	\$301.44M
BBCA-ID	PT Bank Central Asia Tbk	0.44%	1.03%	44.19%	\$523.27M
ASML-NL	ASML Holding NV	0.40%	0.40%	12.79%	\$230.97M

Top Stock Holdings, \$

Fund Name	Ticker	Stock Name	Value (\$)
Schroder ISF - Asian Opportunities	2330-TW	Taiwan Semiconductor Manufacturing Co., Lt..	\$623M
Schroder ISF - Asian Opportunities	005930-KR	Samsung Electronics Co., Ltd.	\$469M
Veritas Funds Plc - Asian Fund	CASH_USD	Cash & Other Products	\$444M
Fidelity Inv. Funds - Asia Fund	2330-TW	Taiwan Semiconductor Manufacturing Co., Lt..	\$380M
Veritas Funds Plc - Asian Fund	600519-CN	Kweichow Moutai Co., Ltd. Class A	\$316M
T Rowe Price New Asia Fund	2330-TW	Taiwan Semiconductor Manufacturing Co., Lt..	\$316M
Veritas Funds Plc - Asian Fund	300124-CN	Shenzhen Inovance Technology Co., Ltd Class..	\$298M
Fidelity Inv. Funds - Asia Fund	005930-KR	Samsung Electronics Co., Ltd.	\$287M
Schroder ISF - Asian Opportunities	700-HK	Tencent Holdings Ltd.	\$281M
Matthews Pacific Tiger Fund	2330-TW	Taiwan Semiconductor Manufacturing Co., Lt..	\$262M
Hermes Inv. Funds - Asia (ex-Japan) Equity Fund	005930-KR	Samsung Electronics Co., Ltd.	\$259M
Veritas Funds Plc - Asian Fund	CSL-AU	CSL Limited	\$255M
Schroder ISF - Asian Opportunities	SKQW5Y.F-LU	Schroder International Selection Fund SICAV ..	\$252M
Schroder ISF - Asian Opportunities	1299-HK	AIA Group Limited	\$251M
Veritas Funds Plc - Asian Fund	2330-TW	Taiwan Semiconductor Manufacturing Co., Lt..	\$246M
iShares Tr. - MSCI All Country Asia ex-Japan ETF	2330-TW	Taiwan Semiconductor Manufacturing Co., Lt..	\$238M
Fidelity Inv. Funds - Asia Fund	1299-HK	AIA Group Limited	\$238M
Schroder ISF - Asian Opportunities	PH1WRT.F-LU	Schroder International Selection Fund SICAV ..	\$235M
Veritas Funds Plc - Asian Fund	500180-IN	HDFC Bank Limited	\$233M
Matthews Pacific Tiger Fund	005930-KR	Samsung Electronics Co., Ltd.	\$217M
Schroder ISF - Asian Opportunities	500180-IN	HDFC Bank Limited	\$215M
Veritas Funds Plc - Asian Fund	005930-KR	Samsung Electronics Co., Ltd.	\$211M
T Rowe Price New Asia Fund	005930-KR	Samsung Electronics Co., Ltd.	\$209M
FTIF SICAV - Asian Growth Fund	2330-TW	Taiwan Semiconductor Manufacturing Co., Lt..	\$208M

Aggregate Stock Holdings Data, Largest Underweight Holdings

Ticker	Stock Name	Vs Benchmark	Average Weight	Funds Invested %	Fund AUM, \$
939-HK	China Construction Bank Corporation Class H	-0.72%	0.37%	17.44%	\$149.47M
500325-IN	Reliance Industries Limited	-0.68%	0.94%	36.05%	\$456.74M
3988-HK	Bank of China Limited Class H	-0.50%	0.05%	3.49%	\$21.80M
2317-TW	Hon Hai Precision Industry Co., Ltd.	-0.50%	0.28%	15.12%	\$127.13M
1398-HK	Industrial and Commercial Bank of China Li..	-0.43%	0.10%	6.98%	\$32.72M
1810-HK	Xiaomi Corp. Class B	-0.35%	0.01%	3.49%	\$13.26M
700-HK	Tencent Holdings Ltd.	-0.33%	4.09%	86.05%	\$2,207.02M
005490-KR	POSCO Holdings Inc.	-0.30%	0.05%	4.65%	\$70.48M
500209-IN	Infosys Limited	-0.29%	0.67%	44.19%	\$477.82M
500875-IN	ITC Limited	-0.29%	0.00%	0.00%	\$8.54M

Stock Holdings Activity

Aggregate Stock Holdings Changes - Largest Increases in Funds Invested %, 11/30/2022 - 5/31/2023

Ticker	Stock Name	Funds Invested % Δ	Average Weight Δ	Average Wgt vs Benchmark Δ	Fund Flows, \$
3690-HK	Meituan Class B	16.28%	-0.39%	0.00%	\$44.81M
9961-HK	Trip Com Group Ltd	8.14%	0.14%	0.13%	\$55.02M
1211-HK	BYD Company Limited Class H	6.98%	0.15%	0.09%	\$50.36M
BIDU-US	Baidu Inc Sponsored ADR Class A	5.81%	0.14%	0.06%	\$5.01M
006400-KR	Samsung SDI Co., Ltd	5.81%	0.06%	0.07%	\$30.28M
005930-KR	Samsung Electronics Co., Ltd.	5.81%	1.18%	0.62%	\$274.30M
BBL-TH	Bangkok Bank Public Company Limited	4.65%	0.07%	0.07%	\$30.79M
600887-CN	Inner Mongolia Yili Industrial Group Co., Ltd. ...	4.65%	0.04%	0.04%	\$44.86M
300760-CN	Shenzhen Mindray Bio-Medical Electronics C.	4.65%	0.04%	0.05%	\$14.65M
2345-TW	Accton Technology Corp.	4.65%	0.12%	0.09%	\$10.43M
500510-IN	Larsen & Toubro Ltd.	3.49%	0.07%	0.05%	\$28.54M
2601-HK	China Pacific Insurance (Group) Co., Ltd. Clas..	3.49%	0.10%	0.08%	\$35.77M
2308-TW	Delta Electronics, Inc.	3.49%	0.06%	0.07%	\$12.86M
2303-TW	United Microelectronics Corp.	3.49%	0.09%	0.04%	\$29.07M
2015-HK	Li Auto, Inc. Class A	3.49%	0.05%	-0.24%	\$9.58M
1109-HK	China Resources Land Limited	3.49%	-0.02%	0.05%	\$18.06M
105560-KR	KB Financial Group Inc.	3.49%	-0.01%	0.02%	\$22.50M
KLBF-ID	PT Kalbe Farma Tbk	3.49%	0.03%	0.02%	(\$1.97M)
517569-IN	KEI Industries Limited	3.49%	0.04%	0.04%	\$2.36M
1928-HK	Sands China Ltd.	3.49%	0.06%	0.03%	\$0.17M
16-HK	Sun Hung Kai Properties Limited	3.49%	0.04%	0.02%	\$20.35M
000001-CN	Ping An Bank Co. Ltd. Class A	3.49%	0.01%	0.01%	\$3.94M
3968-HK	China Merchants Bank Co., Ltd. Class H	3.49%	0.04%	0.06%	(\$5.65M)
9988-HK	Alibaba Group Holding Ltd.	2.33%	0.23%	0.36%	\$159.86M
CPALL-TH	CP All Public Co. Ltd.	2.33%	0.01%	0.01%	\$2.31M

Largest Fund Level Changes in Stock Weight, %, 11/30/2022 - 5/31/2023

Fund Name	Ticker	Stock Name	New or Close..	Weight Change
Wellington Mgmt. Fds. (LU) - Asian Opportunities F..	005930-KR	Samsung Electronics Co., Lt.	New	8.32%
Janus Henderson Asia Equity Fund	005930-KR	Samsung Electronics Co., Lt.		6.40%
Fidelity Active Strategy - Asia Fund	005930-KR	Samsung Electronics Co., Lt.	New	5.45%
Natixis Intl. Fds. (Lux) I - Natixis Asia Equity Fund	005930-KR	Samsung Electronics Co., Lt.	New	4.85%
Skandia Asia	9988-HK	Alibaba Group Holding Ltd.	New	4.48%
TT International Funds Plc - Asia-Pacific Equity Fund	543243-IN	Equitas Small Finance Bank.	New	4.42%
T Rowe Price New Asia Fund	005930-KR	Samsung Electronics Co., Lt.		4.25%
T. Rowe Price Funds SICAV - Asian ex-Japan Eq. Fu..	005930-KR	Samsung Electronics Co., Lt.		4.22%
Fidelity Asia Fund	005930-KR	Samsung Electronics Co., Lt.	New	4.07%
Lansforsakringar Asienfonden	9988-HK	Alibaba Group Holding Ltd.	New	3.95%
AB FCP I - Asia (ex-Japan) Equity Portfolio	005930-KR	Samsung Electronics Co., Lt.	New	3.94%
Carnegie Asia	1211-HK	BYD Company Limited Clas.	New	3.55%
Syinvest Fjernosten	9618-HK	JD.com, Inc. Class A	Close	-3.34%
BlackRock Global Funds - Asian Growth Leaders Fu..	1301-TW	Formosa Plastics Corporati.	Close	-3.42%
Waverton Inv. Fds. Plc - Asia Pacific Fund	0138-MY	My E.G. Services Bhd.	Close	-3.42%
Robeco Capital Gr. Fds. - Asian Stars Equities	386-HK	China Petroleum & Chemic.	Close	-3.50%
FTGF Plc - Martin Currie Asia Long-Term Unconstrai..	J36-SG	Jardine Matheson Holdings..	Close	-3.65%
TT International Funds Plc - Asia-Pacific Equity Fund	539844-IN	Equitas Holdings Ltd.	Close	-3.66%
Carnegie Asia	1299-HK	AIA Group Limited		-3.87%
GAM Multistock SICAV - Asia Focus Equity Fund	PDD-US	Pinduoduo, Inc. Sponsored ..		-4.04%
AB SICAV I - Asia Low Volatility Equity Portfolio	500209-IN	Infosys Limited	Close	-4.34%
Prisma Asianavigator UI	RIO-GB	Rio Tinto plc	Close	-4.69%
Prisma Asianavigator UI	IIND-GB	iShares MSCI India UCITS E.	Close	-4.91%
Carnegie Asia	9618-HK	JD.com, Inc. Class A		-4.96%

Aggregate Stock Holdings Changes - Largest Decreases in Funds Invested %, 11/30/2022 - 5/31/2023

Ticker	Stock Name	Funds Invested % Δ	Average Weight Δ	Average Wgt vs Benchmark Δ	Fund Flows, \$
Z74-SG	Singapore Telecommunications Limited	-9.30%	-0.17%	-0.14%	(\$31.56M)
500209-IN	Infosys Limited	-6.98%	-0.35%	-0.10%	(\$81.66M)
2317-TW	Hon Hai Precision Industry Co., Ltd.	-5.81%	-0.05%	-0.11%	(\$40.02M)
1155-MY	Malayan Banking Bhd.	-5.81%	-0.07%	-0.07%	(\$19.95M)
669-HK	Techtronic Industries Co., Ltd.	-5.81%	-0.24%	-0.16%	(\$19.09M)
9618-HK	JD.com, Inc. Class A	-4.65%	-0.72%	-0.26%	(\$53.69M)
2328-HK	PICC Property & Casualty Co., Ltd. Class H	-4.65%	-0.06%	-0.09%	(\$4.74M)
011070-KR	LG Innotek Co., Ltd	-4.65%	-0.02%	-0.02%	(\$2.88M)
1772-HK	Ganfeng Lithium Group Co., Ltd. Class H	-4.65%	-0.05%	-0.04%	(\$7.53M)
2269-HK	Wuxi Biologics (Cayman) Inc.	-4.65%	-0.12%	-0.04%	(\$63.59M)
000660-KR	SK hynix Inc.	-3.49%	0.20%	0.03%	(\$47.26M)
500325-IN	Reliance Industries Limited	-3.49%	-0.17%	0.03%	(\$17.81M)
601012-CN	LONGi Green Energy Technology Co., Ltd. Cla..	-3.49%	-0.12%	-0.10%	(\$1.87M)
YUMC-US	Yum China Holdings, Inc.	-3.49%	-0.08%	-0.09%	(\$62.90M)
002812-CN	Yunnan Energy New Material Co., Ltd. Class A	-3.49%	-0.03%	-0.03%	(\$1.35M)
2884-TW	E.SUN Financial Holding Co., Ltd.	-3.49%	-0.04%	-0.06%	(\$58.91M)
3711-TW	ASE Technology Holding Co., Ltd.	-3.49%	-0.03%	-0.09%	(\$6.81M)
5183-MY	PETRONAS Chemicals Group Bhd.	-3.49%	-0.04%	-0.02%	(\$13.28M)
600276-CN	Jiangsu Hengrui Pharmaceuticals Co., Ltd. Cl.	-3.49%	-0.02%	-0.03%	(\$46.80M)
ASI-ID	PT Astra International Tbk	-3.49%	-0.01%	-0.02%	(\$20.51M)
C52-SG	Comfortdelgro Corporation Limited	-3.49%	-0.04%	-0.04%	(\$35.32M)
MINT.W7-TH	Minor International Public Co Ltd Warrant 2..	-3.49%	0.00%	0.00%	(\$0.16M)
300450-CN	Wuxi Lead Intelligent Equipment Co. Ltd. Cla..	-3.49%	-0.05%	-0.05%	(\$12.48M)
532454-IN	Bharti Airtel Limited	-3.49%	-0.05%	-0.05%	(\$19.04M)
2388-HK	BOC Hong Kong (Holdings) Limited	-3.49%	-0.08%	-0.05%	(\$33.01M)

Largest Fund Level Stock Inflows/Outflows, \$, 11/30/2022 - 5/31/2023

Fund Name	Ticker	Stock Name	New or Close..	Flow Change
T Rowe Price New Asia Fund	005930-KR	Samsung Electronics Co., Ltd.		\$94M
Schroder ISF - Asian Opportunities	700-HK	Tencent Holdings Ltd.		\$60M
Schroder ISF - Asian Opportunities	2330-TW	Taiwan Semiconductor Man..		\$51M
Hermes Inv. Funds - Asia (ex-Japan) Equity Fund	9988-HK	Alibaba Group Holding Ltd.		\$51M
Schroder ISF - Asian Opportunities	005930-KR	Samsung Electronics Co., Ltd.		\$49M
Schroder ISF - Asian Opportunities	9988-HK	Alibaba Group Holding Ltd.		\$47M
Baillie Gifford Overseas Growth Fund - Pacific Fund	2318-HK	Ping An Insurance (Group) C..		\$44M
Fidelity Inv. Funds - Asia Fund	511218-IN	Shriram Finance Limited	New	\$43M
Fidelity Inv. Funds - Asia Fund	1211-HK	BYD Company Limited Class..	New	\$39M
Baillie Gifford Overseas Growth Fund - Pacific Fund	6415-TW	Silergy Corp.	New	\$38M
Schroder ISF - Asian Opportunities	051910-KR	LG Chem Ltd.		\$34M
Fidelity Inv. Funds - Asia Fund	601888-CN	China Tourism Group Duty F..	New	\$33M
Matthews Pacific Tiger Fund	YUMC-US	Yum China Holdings, Inc.		(\$30M)
Matthews Pacific Tiger Fund	500400-IN	Tata Power Company Limited		(\$30M)
Schroder Asian Alpha Plus Fund	U11-SG	United Overseas Bank Ltd. (.		(\$31M)
Fidelity Inv. Funds - Asia Fund	1299-HK	AIA Group Limited		(\$31M)
Baillie Gifford Overseas Growth Fund - Pacific Fund	540611-IN	AU Small Finance Bank Limit..	Close	(\$32M)
Fidelity Inv. Funds - Asia Fund	500010-IN	Housing Development Finan..		(\$32M)
Matthews Pacific Tiger Fund	1093-HK	CSPC Pharmaceutical Group..		(\$33M)
Matthews Pacific Tiger Fund	CPN-TH	Central Pattana Public Co. L..		(\$35M)
Fidelity Inv. Funds - Asia Fund	500209-IN	Infosys Limited		(\$42M)
Fidelity Inv. Funds - Asia Fund	2884-TW	E.SUN Financial Holding Co., ..	Close	(\$54M)
Matthews Pacific Tiger Fund	2330-TW	Taiwan Semiconductor Man..		(\$59M)
Hermes Inv. Funds - Asia (ex-Japan) Equity Fund	2330-TW	Taiwan Semiconductor Man..	Close	(\$79M)

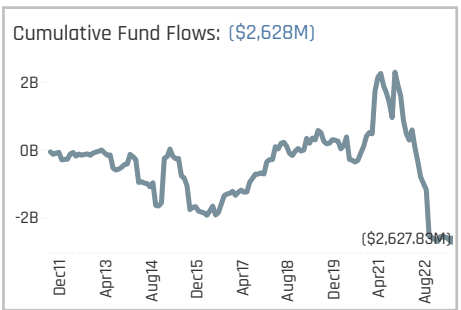
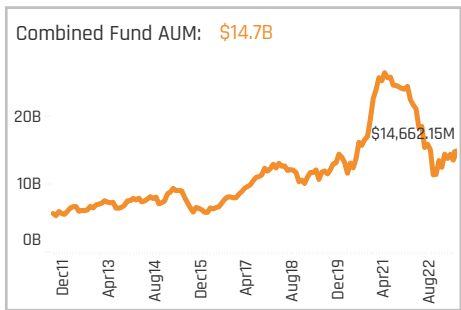
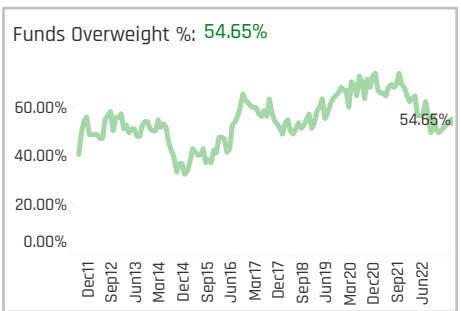
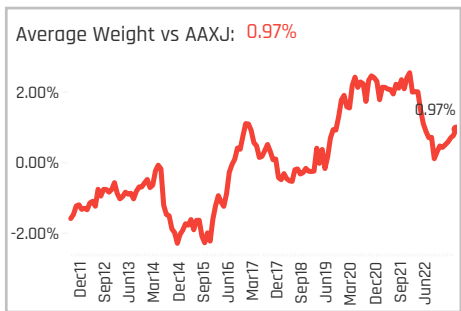
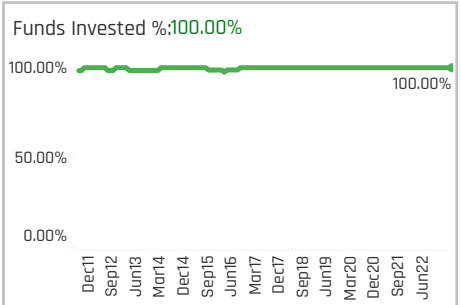
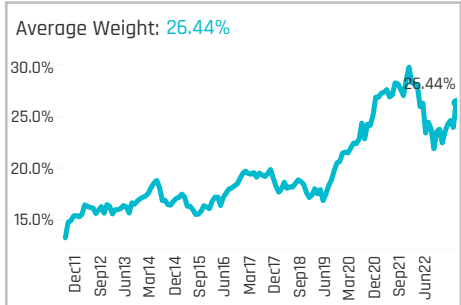
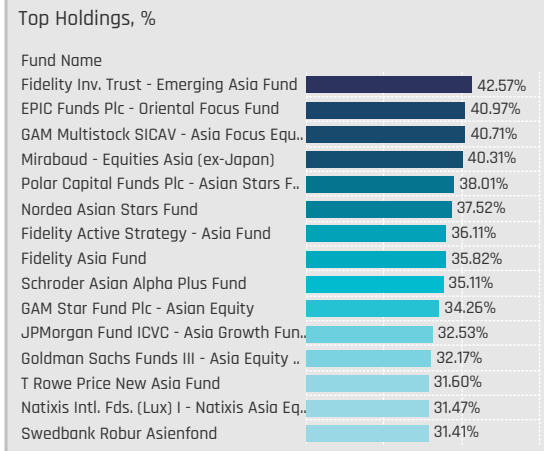
Stock Sentiment Grid

We combine the latest stock positioning, long-term positioning and short-term fund activity in the 'Sentiment Grid', below. The Y-Axis measures where today's ownership levels in each stock sit relative to the long-term range. We calculate the Z-Score of today's average weight, funds invested % and funds O/W %, relative to all monthly observations in our fund history (going back to 7/31/2011). A figure close to 100% would indicate today's positioning is close to its maximum ever level, a figure close to zero, the lowest. The X-axis provides a measure of short-term fund activity, or 'Momentum', by looking at the changes in average weight, funds invested % and funds o/w % between 11/30/2022 and 5/31/2023, relative to each stock. A figure above 50% means a stock has seen relative increases in ownership, a figure below 50% indicates a relative decrease in positioning. The size of the bubble represents the average weight of each stock.



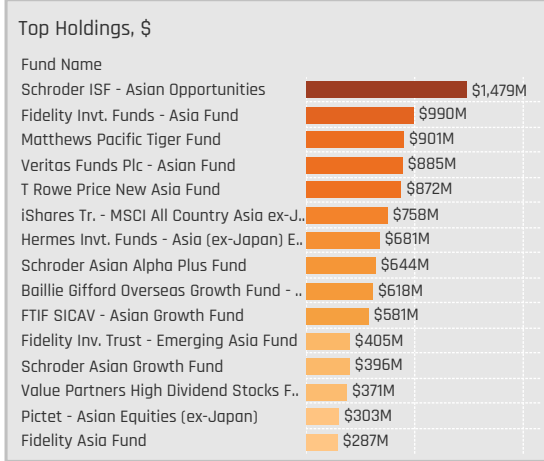


Sector Profiles



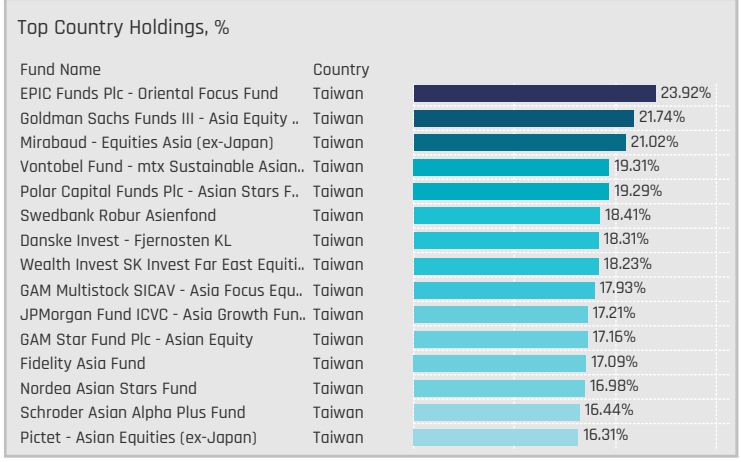
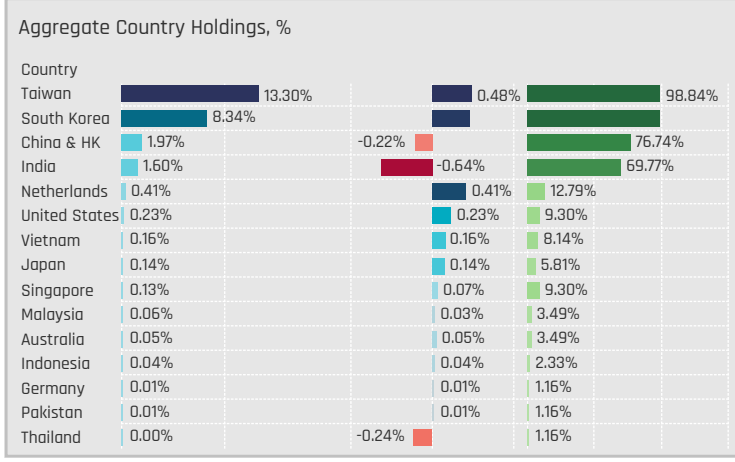
Aggregate Stock Holdings Data, Ranked by Most Widely Held.

Ticker	Stock Name	Funds Invested %	Average Weight	Vs Benchmark	Fund AUM, \$
2330-TW	Taiwan Semiconductor Manuf..	94.19%	8.34%	0.34%	\$4,721M
005930-KR	Samsung Electronics Co., Ltd.	81.40%	5.16%	0.58%	\$3,387M
2454-TW	MediaTek Inc	50.00%	0.86%	0.18%	\$621M
500209-IN	Infosys Limited	44.19%	0.67%	-0.29%	\$478M
000660-KR	SK hynix Inc.	38.37%	0.98%	0.19%	\$332M
006400-KR	Samsung SDI Co., Ltd	31.40%	0.58%	0.05%	\$302M
2308-TW	Delta Electronics, Inc.	25.58%	0.40%	0.04%	\$159M
601012-CN	LONGi Green Energy Technolo..	24.42%	0.19%	0.16%	\$141M
035420-KR	NAVER Corp.	23.26%	0.32%	-0.03%	\$248M
532540-IN	Tata Consultancy Services Li..	20.93%	0.46%	-0.18%	\$318M
005935-KR	Samsung Electronics Co Ltd P..	18.60%	0.62%	-0.03%	\$380M
6415-TW	Silergy Corp.	16.28%	0.16%	0.08%	\$82M
2395-TW	Advantech Co., Ltd.	16.28%	0.34%	0.24%	\$74M
2345-TW	Accton Technology Corp.	15.12%	0.27%	0.16%	\$180M
2317-TW	Hon Hai Precision Industry Co...	15.12%	0.28%	-0.50%	\$127M



Top Stock Holdings, %

Fund Name	Ticker	Stock Name	Weight
T Rowe Price Asia Opportunities Fund	2330-TW	Taiwan Semiconducto..	11.80%
Fidelity Funds SICAV - Asian Equity Fun..	005930-KR	Samsung Electronics ..	11.72%
Fidelity Inv. Funds - Emerging Asia Fund	2330-TW	Taiwan Semiconducto..	11.57%
T Rowe Price New Asia Fund	2330-TW	Taiwan Semiconducto..	11.43%
Nomura Fds. Ireland Plc - Asia (ex-Japa..	2330-TW	Taiwan Semiconducto..	11.39%
GS Funds - Asia Equity Portfolio	2330-TW	Taiwan Semiconducto..	11.29%
HSBC GIF - Asia (ex-Japan) Equity	2330-TW	Taiwan Semiconducto..	11.04%
JPMorgan Fund ICVC - Asia Growth Fun..	2330-TW	Taiwan Semiconducto..	10.98%
Nordea Asian Stars Fund	005930-KR	Samsung Electronics ..	10.98%
Swedbank Robur Asienfond	2330-TW	Taiwan Semiconducto..	10.94%
Handelsbanken Asien Tema	2330-TW	Taiwan Semiconducto..	10.88%
Janus Henderson Asia Equity Fund	2330-TW	Taiwan Semiconducto..	10.86%
Wellington Mgmt. Fds. (LU) - Asian Opp..	2330-TW	Taiwan Semiconducto..	10.85%
Janus Henderson Asia Equity Fund	005930-KR	Samsung Electronics ..	10.81%
Danske Invest - Fjernosten KL	2330-TW	Taiwan Semiconducto..	10.80%



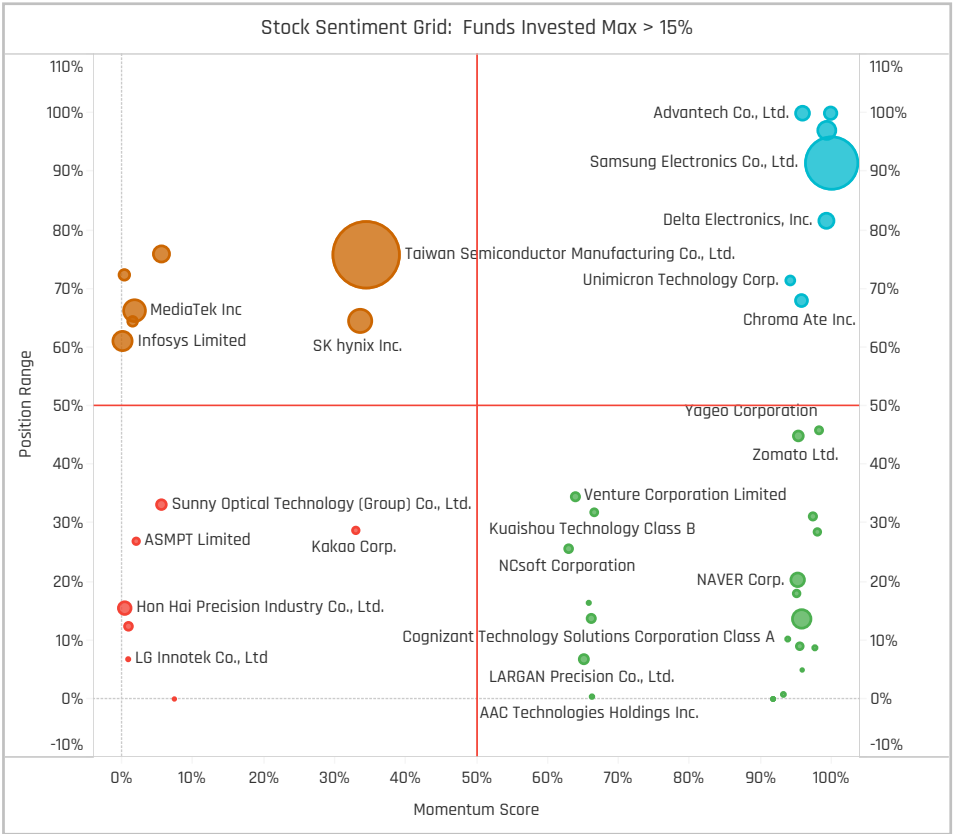
Top Stock Holdings, \$

Fund Name	Ticker	Stock Name	Value
Schroder ISF - Asian Opportunities	2330-TW	Taiwan Semiconductor ..	\$623M
Schroder ISF - Asian Opportunities	005930-..	Samsung Electronics Co...	\$469M
Fidelity Inv. Funds - Asia Fund	2330-TW	Taiwan Semiconductor ..	\$380M
T Rowe Price New Asia Fund	2330-TW	Taiwan Semiconductor ..	\$316M
Fidelity Inv. Funds - Asia Fund	005930-..	Samsung Electronics Co...	\$287M
Matthews Pacific Tiger Fund	2330-TW	Taiwan Semiconductor ..	\$262M
Hermes Inv. Funds - Asia (ex-Japan) E..	005930-..	Samsung Electronics Co...	\$259M
Veritas Funds Plc - Asian Fund	2330-TW	Taiwan Semiconductor ..	\$246M
iShares Tr. - MSCI All Country Asia ex-J..	2330-TW	Taiwan Semiconductor ..	\$238M
Matthews Pacific Tiger Fund	005930-..	Samsung Electronics Co...	\$217M
Veritas Funds Plc - Asian Fund	005930-..	Samsung Electronics Co...	\$211M
T Rowe Price New Asia Fund	005930-..	Samsung Electronics Co...	\$209M
FTIF SICAV - Asian Growth Fund	2330-TW	Taiwan Semiconductor ..	\$208M
FTIF SICAV - Asian Growth Fund	005930-..	Samsung Electronics Co...	\$203M
Schroder Asian Alpha Plus Fund	2330-TW	Taiwan Semiconductor ..	\$197M

Largest Changes in Fund Weight, %

Fund Name	New or C..	Change
GAM Multistock SICAV - Asia Foc..		10.93%
Natixis Intl. Fds. (Lux) I - Natixis ..		8.56%
Fidelity Active Strategy - Asia F..		8.32%
Swedbank Robur Asienfond		8.21%
JPMorgan Fund ICVC - Asia Gro..		7.27%
Janus Henderson Asia Equity Fu..		7.26%
AB FCP I - Asia (ex-Japan) Equit..		-0.57%
GS Funds - Asia Equity Portfolio		-0.88%
Alquity SICAV - Asia Fund		-1.09%
NESTOR-FONDS - Nestor Fernost..		-3.23%
AB SICAV I - Asia Low Volatility ..		-3.79%
Ninety One Glob. Strat. Fd. - Asia..		-4.68%
Manulife Global Fund - Sustaina..		-6.90%
Invesco Funds - Asia Opportuniti..		

Ave Wgt Δ	Funds Invested Δ	Fund Flows, \$	Av Wgt vs AAXJ Δ	Funds O/W % Δ
2.59%	0.00%	(\$28M)	0.47%	3.49%



Aggregate Stock Holdings Changes

Ticker	Stock Name	Funds Invested % Δ	Average Weight Δ	Fund Flows, \$
006400-KR	Samsung SDI Co., Ltd	5.81%	0.06%	\$30M
005930-KR	Samsung Electronics Co., Ltd.	5.81%	1.18%	\$274M
2345-TW	Accton Technology Corp.	4.65%	0.12%	\$10M
2308-TW	Delta Electronics, Inc.	3.49%	0.06%	\$13M
2303-TW	United Microelectronics Corp.	3.49%	0.09%	\$29M
CPNG-US	Coupage, Inc. Class A	2.33%	0.00%	\$5M
992-HK	Lenovo Group Limited	2.33%	0.01%	\$2M
300450-CN	Wuxi Lead Intelligent Equipme..	-3.49%	-0.05%	(\$12M)
3711-TW	ASE Technology Holding Co., Lt..	-3.49%	-0.03%	(\$7M)
601012-CN	LONGi Green Energy Technolog..	-3.49%	-0.12%	(\$2M)
000660-KR	SK hynix Inc.	-3.49%	0.20%	(\$47M)
011070-KR	LG Innotek Co., Ltd	-4.65%	-0.02%	(\$3M)
2317-TW	Hon Hai Precision Industry Co...	-5.81%	-0.05%	(\$40M)
500209-IN	Infosys Limited	-6.98%	-0.35%	(\$82M)

Largest Fund Flows, \$

Fund Name	New or Cl..	Flow
Schroder ISF - Asian Opportuniti..		\$108M
T Rowe Price New Asia Fund		\$107M
iShares Tr. - MSCI All Country A..		\$54M
AB FCP I - Asia (ex-Japan) Equi..		\$50M
Pictet - Asian Equities (ex-Japa..		\$31M
Fidelity Asia Fund		\$27M
Swedbank Robur Asienfond		\$23M
C Worldwide - Asia		(\$26M)
Invesco Funds - Asia Opportuni..		(\$32M)
Hermes Invt. Funds - Asia (ex-J..		(\$34M)
Matthews Asian Growth & Inco..		(\$47M)
Ninety One Glob. Strat. Fd. - Asia..		(\$66M)
Fidelity Invt. Funds - Asia Fund		(\$87M)
Matthews Pacific Tiger Fund		(\$93M)

Largest Fund Level Changes in Stock Weight, %

Fund Name	Stock Name	New ..	Change
Wellington Mgmt. Fds. (LU) - Asian..	Samsung Electronics Co...	New	8.32%
Janus Henderson Asia Equity Fund	Samsung Electronics Co...		6.40%
Fidelity Active Strategy - Asia Fund	Samsung Electronics Co...	New	5.45%
Natixis Intl. Fds. (Lux) I - Natixis As..	Samsung Electronics Co...	New	4.85%
T Rowe Price New Asia Fund	Samsung Electronics Co...		4.25%
T. Rowe Price Funds SICAV - Asian ..	Samsung Electronics Co...		4.22%
Fidelity Asia Fund	Samsung Electronics Co...	New	4.07%
DJE - Asien	Recruit Holdings Co., Ltd.	Close	-2.35%
Invesco Funds - Asia Opportuniti..	MediaTek Inc		-2.44%
Hermes Invt. Funds - Asia (ex-Jap..	Taiwan Semiconductor M..	Close	-2.55%
Baring Eastern Trust	Infosys Limited	Close	-2.75%
Invesco Funds - Asia Opportuniti..	Taiwan Semiconductor M..		-2.85%
Waverton Invt. Fds. Plc - Asia Pacif..	My E.G. Services Bhd.	Close	-3.42%
AB SICAV I - Asia Low Volatility Eq..	Infosys Limited	Close	-4.34%

Aggregate Country Holding Changes

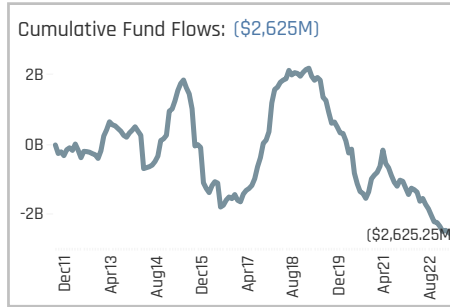
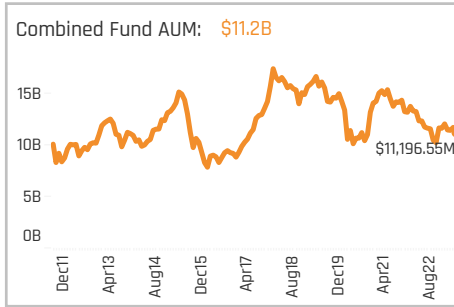
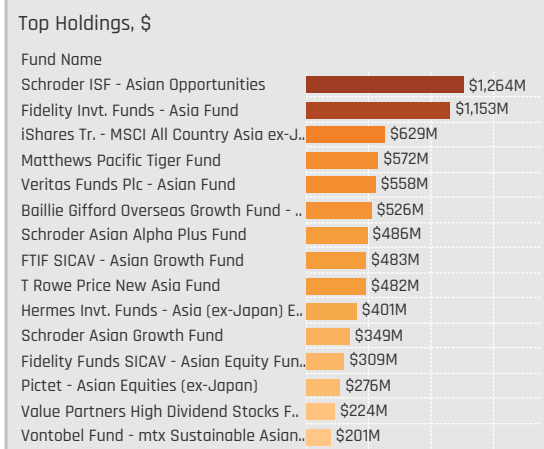
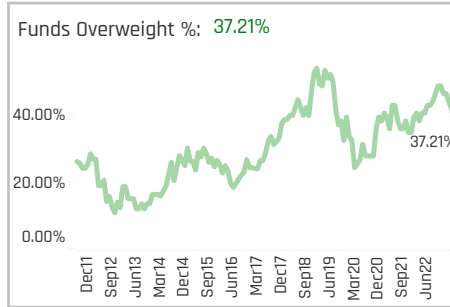
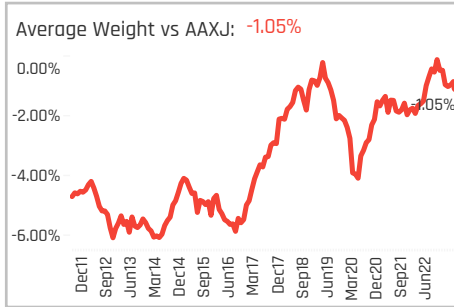
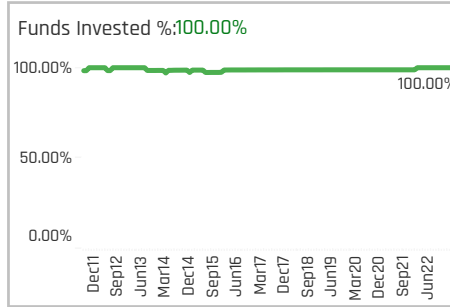
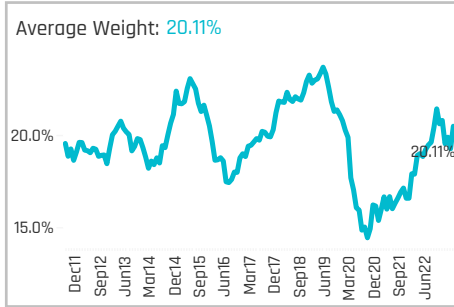
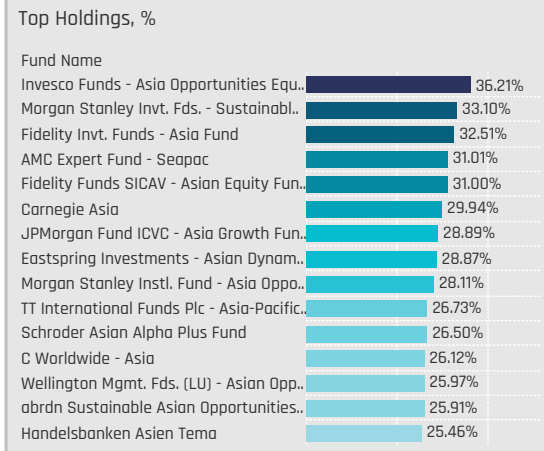
Country	Change	Flow
South Korea	1.16%	1.38%
Vietnam	0.00%	0.02%
United States	0.00%	0.05%
United Kingdom	0.00%	0.00%
Thailand	0.00%	0.00%
Taiwan	0.00%	1.67%
Sweden	0.00%	0.00%
Canada	0.00%	0.00%
Bermuda	0.00%	0.00%
Austria	0.00%	0.00%
Australia	0.00%	0.00%
India	-2.33%	-0.37%
China & HK	-2.33%	-0.14%
Malaysia	-3.43%	-0.06%

Largest Changes in Fund Country Weight, %

Fund Name	New a..	Country	Change
Wellington Mgmt. Fds. (LU) - Asian ..	New	South Korea	8.32%
Natixis Intl. Fds. (Lux) I - Natixis Asia..		South Korea	8.24%
Fidelity Active Strategy - Asia Fund		South Korea	6.46%
Janus Henderson Asia Equity Fund		South Korea	6.35%
Fidelity Asia Fund		South Korea	6.14%
GAM Multistock SICAV - Asia Focus ..		Taiwan	6.01%
Goldman Sachs Funds III - Asia Equi..		Taiwan	5.97%
Wellington Mgmt. Fds. (LU) - Asian ..		Taiwan	-2.13%
Alquity SICAV - Asia Fund		India	-2.17%
Polar Capital Funds Plc - Asian Star..	Close	India	-2.67%
Baring Eastern Trust		India	-2.69%
Waverton Invt. Fds. Plc - Asia Pacific..	Close	Malaysia	-3.42%
AB SICAV I - Asia Low Volatility Equi..	Close	India	-4.34%
Invesco Funds - Asia Opportuniti..		Taiwan	-4.91%

Largest Fund Level Stock Inflows/Outflows, \$

Fund Name	Stock Name	New..	Flow
T Rowe Price New Asia Fund	Samsung Electronics Co...		\$94M
Schroder ISF - Asian Opportuniti..	Taiwan Semiconductor M..		\$51M
Schroder ISF - Asian Opportuniti..	Samsung Electronics Co...		\$49M
Baillie Gifford Overseas Growth Fun..	Silergy Corp.	New	\$38M
Hermes Invt. Funds - Asia (ex-Japa..	Samsung Electronics Co...		\$30M
Fidelity Asia Fund	Samsung Electronics Co...	New	\$30M
FTIF SICAV - Asian Growth Fund	Samsung SDI Co., Ltd	New	\$24M
Matthews Pacific Tiger Fund	Venture Corporation Limi..		(\$21M)
Schroder ISF - Asian Opportuniti..	NAVER Corp.		(\$21M)
Ninety One Glob. Strat. Fd. - Asian E..	SK hynix Inc.	Close	(\$22M)
Fidelity Invt. Funds - Asia Fund	Taiwan Semiconductor M..		(\$27M)
Fidelity Invt. Funds - Asia Fund	Infosys Limited		(\$42M)
Matthews Pacific Tiger Fund	Taiwan Semiconductor M..		(\$59M)
Hermes Invt. Funds - Asia (ex-Japa..	Taiwan Semiconductor M..	Close	(\$79M)

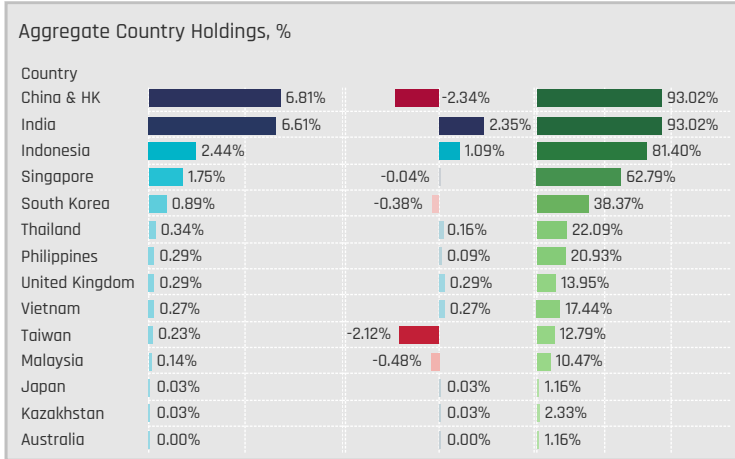


Aggregate Stock Holdings Data, Ranked by Most Widely Held.

Ticker	Stock Name	Funds Invested %	Average Weight	Vs Benchmark	Fund AUM, \$
1299-HK	AIA Group Limited	79.07%	2.84%	0.82%	\$1,573M
500180-IN	HDFC Bank Limited	62.79%	2.07%	2.07%	\$1,343M
388-HK	Hong Kong Exchanges & Clear..	59.30%	0.96%	0.17%	\$605M
532174-IN	ICICI Bank Limited	52.33%	1.62%	0.56%	\$1,109M
005-SG	DBS Group Holdings Ltd	44.19%	0.92%	0.20%	\$353M
BBCA-ID	PT Bank Central Asia Tbk	44.19%	1.03%	0.44%	\$523M
2318-HK	Ping An Insurance (Group) Co..	37.21%	0.68%	-0.03%	\$352M
3968-HK	China Merchants Bank Co., Lt..	36.05%	0.57%	0.25%	\$226M
BBRI-ID	PT Bank Rakyat Indonesia (Pe..	31.40%	0.67%	0.22%	\$315M
500010-IN	Housing Development Financ..	29.07%	0.80%	-0.19%	\$414M
U11-SG	United Overseas Bank Ltd. (Si..	23.26%	0.42%	-0.01%	\$164M
BMRI-ID	PT Bank Mandiri (Persero) Tbk	22.09%	0.37%	0.14%	\$341M
939-HK	China Construction Bank Corp..	17.44%	0.37%	-0.72%	\$149M
500247-IN	Kotak Mahindra Bank Limited	17.44%	0.36%	0.12%	\$309M
105560-KR	KB Financial Group Inc.	17.44%	0.26%	0.01%	\$177M

Top Stock Holdings, %

Fund Name	Ticker	Stock Name	Percentage
Fidelity Active Strategy - Asia Fund	500180-IN	HDFC Bank Limited	9.42%
Fidelity Asia Fund	500180-IN	HDFC Bank Limited	9.27%
AB SICAV I - Asia Low Volatility Equity ..	500180-IN	HDFC Bank Limited	8.92%
Morgan Stanley Instl. Fund - Asia Oppo..	500180-IN	HDFC Bank Limited	8.53%
Allianz Global Investors Fund - Total Re..	500180-IN	HDFC Bank Limited	8.12%
Fidelity Funds SICAV - Asian Equity Fun..	1299-HK	AIA Group Limited	7.77%
JKC Fund - La Francaise JKC Asia Equit..	3908-HK	China International C..	7.44%
Nikko AM Global Umbrella Fund - Asia (...)	1299-HK	AIA Group Limited	7.10%
Morgan Stanley Instl. Fund - Asia Oppo..	532174-IN	ICICI Bank Limited	6.86%
Fidelity Inv. Fds - Asia Fund	1299-HK	AIA Group Limited	6.71%
FTFG Plc - Martin Currie Asia Long-Ter..	500180-IN	HDFC Bank Limited	6.12%
HSBC GIF - Asia (ex-Japan) Equity	1299-HK	AIA Group Limited	5.98%
AB SICAV I - Asia Low Volatility Equity ..	1299-HK	AIA Group Limited	5.98%
FTIF SICAV - Asian Growth Fund	532174-IN	ICICI Bank Limited	5.61%
Invesco Funds - Asia Opportunities Equi..	532174-IN	ICICI Bank Limited	5.54%



Top Country Holdings, %

Fund Name	Country	Percentage
Morgan Stanley Instl. Fund - Asia Oppo..	India	20.56%
TT International Funds Plc - Asia-Pacific..	India	16.17%
AMC Expert Fund - Seopac	China & HK	16.15%
SEB Asia (ex-Japan) Fund	China & HK	15.27%
Fidelity Funds SICAV - Asian Equity Fun..	India	14.93%
Morgan Stanley Inv. Fds. - Sustainabl..	India	14.47%
Eastspring Investments - Asian Dynam..	China & HK	13.89%
Fidelity Inv. Fds - Asia Fund	India	13.84%
FTIF SICAV - Asian Growth Fund	India	12.16%
Value Partners High Dividend Stocks F..	China & HK	12.10%
Ninety One Glob. Strat. Fd. - Asian Equit..	China & HK	11.62%
JPMorgan Fund ICVC - Asia Growth Fun..	India	11.16%
C Worldwide - Asia	India	11.04%
Pictet - Asian Equities (ex-Japan)	China & HK	10.83%
Veritas Funds Plc - Asian Fund	India	10.75%

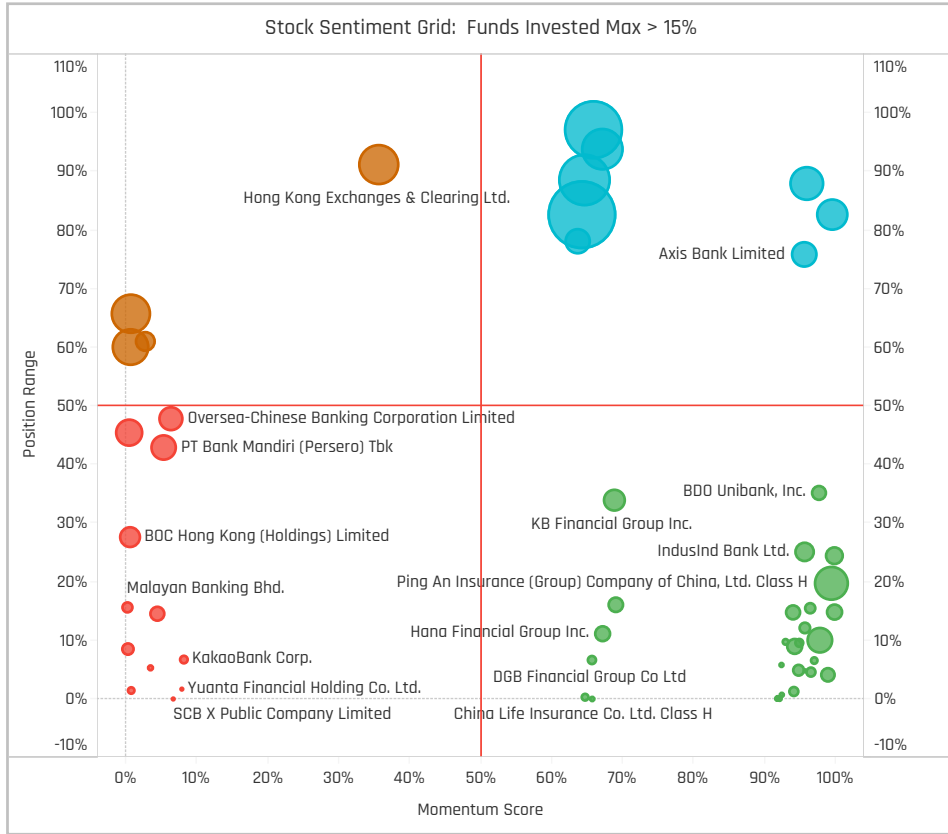
Top Stock Holdings, \$

Fund Name	Ticker	Stock Name	Amount
Schroder ISF - Asian Opportunities	1299-HK	AIA Group Limited	\$251M
Fidelity Inv. Fds - Asia Fund	1299-HK	AIA Group Limited	\$238M
Veritas Funds Plc - Asian Fund	500180-IN	HDFC Bank Limited	\$233M
Schroder ISF - Asian Opportunities	500180-IN	HDFC Bank Limited	\$215M
Veritas Funds Plc - Asian Fund	500247-IN	Kotak Mahindra Bank Li..	\$199M
Fidelity Inv. Fds - Asia Fund	500180-IN	HDFC Bank Limited	\$173M
Schroder ISF - Asian Opportunities	STAN-GB	Standard Chartered PLC	\$156M
Schroder ISF - Asian Opportunities	039-SG	Oversea-Chinese Bankin..	\$156M
Matthews Pacific Tiger Fund	532174-IN	ICICI Bank Limited	\$138M
Schroder ISF - Asian Opportunities	2601-HK	China Pacific Insurance (...)	\$123M
Schroder ISF - Asian Opportunities	BMRI-ID	PT Bank Mandiri (Perser..	\$120M
Hermes Inv. Fds - Asia (ex-Japan) E..	000810-K..	Samsung Fire & Marine I..	\$113M
FTIF SICAV - Asian Growth Fund	532174-IN	ICICI Bank Limited	\$110M
Fidelity Inv. Fds - Asia Fund	532174-IN	ICICI Bank Limited	\$109M
Fidelity Inv. Fds - Asia Fund	BBCA-ID	PT Bank Central Asia Tbk	\$107M

Largest Changes in Fund Weight, %

Fund Name	New or C..	Change
Invesco Funds - Asia Opportuniti..		5.11%
DJE - Asien		2.83%
Fidelity Active Strategy - Asia F..		2.12%
Manulife Global Fund - Sustaina..		1.84%
Baring Eastern Trust		1.72%
Alquity SICAV - Asia Fund		1.69%
Hermes Inv. Funds - Asia (ex-Ja..		1.50%
LO Funds - Asia High Conviction		-2.74%
AB FCP I - Asia (ex-Japan) Equit..		-3.89%
JPMorgan Fund ICVC - Asia Gro..		-3.97%
Pictet - Asian Equities (ex-Japan)		-4.22%
Robeco Capital Gr. Fds. - Asian S..		-4.29%
Allianz Global Investors Fund - T..		-4.65%
BlackRock Global Funds - Asian ..		-9.86%

Ave Wgt Δ	Funds Invested Δ	Fund Flows, \$	Av Wgt vs AAXJ Δ	Funds O/W % Δ
-0.60%	0.00%	(\$312M)	-0.59%	-11.63%



Largest Fund Flows, \$

Fund Name	New or Cl..	Flow
Schroder ISF - Asian Opportuniti..		\$116M
Hermes Inv. Funds - Asia (ex-J..		\$59M
iShares Tr. - MSCI All Country A..		\$47M
AB FCP I - Asia (ex-Japan) Equi..		\$24M
Invesco Funds - Asia Opportuni..		\$20M
Pictet - Asian Equities (ex-Japa..		\$11M
DJE - Asien		\$11M
LO Funds - Asia High Conviction		(\$32M)
C Worldwide - Asia		(\$39M)
Matthews Asian Growth & Inco..		(\$41M)
JPMorgan Fund ICVC - Asia Gro..		(\$73M)
BlackRock Global Funds - Asian ..		(\$76M)
Matthews Pacific Tiger Fund		(\$91M)
Fidelity Inv. Funds - Asia Fund		(\$124M)

Aggregate Stock Holdings Changes

Ticker	Stock Name	Funds Invested % Δ	Average Weight Δ	Fund Flows, \$
BBL-TH	Bangkok Bank Public Company..	4.65%	0.07%	\$31M
2601-HK	China Pacific Insurance (Group..	3.49%	0.10%	\$36M
105560-KR	KB Financial Group Inc.	3.49%	-0.01%	\$22M
000001-CN	Ping An Bank Co. Ltd. Class A	3.49%	0.01%	\$4M
3968-HK	China Merchants Bank Co., Ltd..	3.49%	0.04%	(\$6M)
939-HK	China Construction Bank Corp..	2.33%	0.06%	\$5M
QFIN-US	360 DigiTech, Inc. ADR Class A	2.33%	0.01%	\$9M
500112-IN	State Bank of India	-2.33%	-0.01%	(\$1M)
1295-MY	Public Bank Bhd	-2.33%	-0.03%	(\$9M)
U11-SG	United Overseas Bank Ltd. (Sin..	-2.33%	-0.15%	(\$111M)
2388-HK	BOC Hong Kong (Holdings) Lim..	-3.49%	-0.08%	(\$33M)
2884-TW	E.SUN Financial Holding Co., Lt..	-3.49%	-0.04%	(\$59M)
2328-HK	PICC Property & Casualty Co., ..	-4.65%	-0.06%	(\$5M)
1155-MY	Malayan Banking Bhd.	-5.81%	-0.07%	(\$20M)

Largest Fund Level Changes in Stock Weight, %

Fund Name	Stock Name	New ..	Change
TT International Funds Plc - Asia-P..	Equitas Small Finance Ba..	New	4.42%
Wellington Mgmt. Fds. (LU) - Asian..	AIA Group Limited	New	3.49%
Mirabaud - Equities Asia (ex-Japan)	ICICI Bank Limited	New	3.44%
Polar Capital Funds Plc - Asian Sta..	HDFC Bank Limited	New	3.05%
Nomura Fds. Ireland Plc - Asia (ex-..	ICICI Bank Limited	New	3.05%
Spaengler IQAM Asia Stock	Cathay Financial Holding..		3.04%
RBC Funds (Lux) - Asia ex-Japan E..	China Merchants Bank C..	New	2.72%
Mirabaud - Equities Asia (ex-Japan)	Mahindra & Mahindra Fin..	Close	-2.60%
Polar Capital Funds Plc - Asian Sta..	Housing Development Fin..	Close	-2.60%
Prisma Asianavigator UI	ICICI Bank Limited	Close	-2.63%
Spaengler IQAM Asia Stock	AIA Group Limited		-2.68%
DJE - Asien	Housing Development Fin..		-3.20%
TT International Funds Plc - Asia-P..	Equitas Holdings Ltd.	Close	-3.66%
Carnegie Asia	AIA Group Limited		-3.87%

Aggregate Country Holding Changes

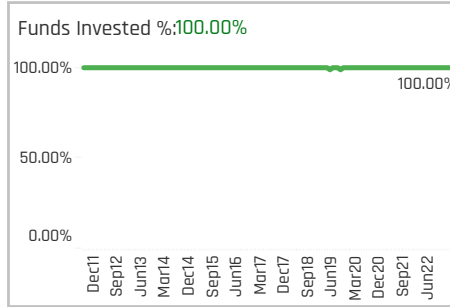
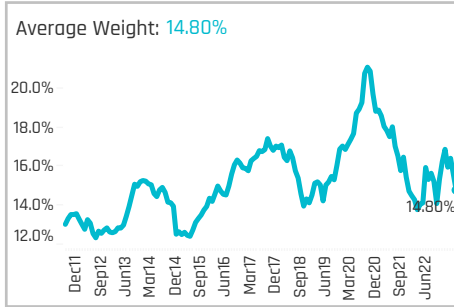
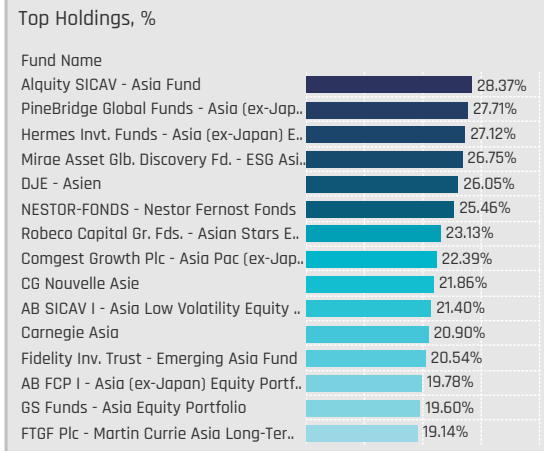
Country	Weight	Change	Flow
Thailand	3.49%	0.07%	\$28M
South Korea	3.49%	0.07%	\$85M
Philippines	3.49%	0.07%	\$12M
China & HK	1.16%	0.08%	\$21M
United Kingdom	1.16%	0.03%	\$1M
Vietnam	0.00%	0.03%	(\$39M)
United States	0.00%	0.00%	
Greece	0.00%	0.00%	
Canada	0.00%	0.00%	
Bangladesh	0.00%	0.00%	
Australia	0.00%	0.00%	\$0M
Singapore	-3.49%	-4.45%	(\$152M)
Taiwan	-4.65%	-0.02%	(\$55M)
Malaysia	-5.81%	-0.11%	\$5M

Largest Changes in Fund Country Weight, %

Fund Name	New o..	Country	Change	
DJE - Asien		China & HK	6.07%	
Invesco Funds - Asia Opportuniti..		South Korea	3.68%	
Wellington Mgmt. Fds. (LU) - Asian ..		China & HK	3.53%	
Spaengler IQAM Asia Stock		Taiwan	3.04%	
SEB Asia (ex-Japan) Fund		China & HK	3.00%	
DJE - Asien		New	Japan	2.56%
Janus Henderson Asia Equity Fund		New	Philippines	2.39%
Swedbank Robur Asienfond		China & HK	-2.70%	
BlackRock Global Funds - Asian Gro..		India	-2.73%	
BlackRock Global Funds - Asian Gro..		China & HK	-2.99%	
AB FCP I - Asia (ex-Japan) Equity Pa..	Close	Singapore	-3.05%	
Pictet - Asian Equities (ex-Japan)		India	-3.57%	
Janus Henderson Asia Equity Fund		India	-3.87%	
DJE - Asien		India	-4.71%	

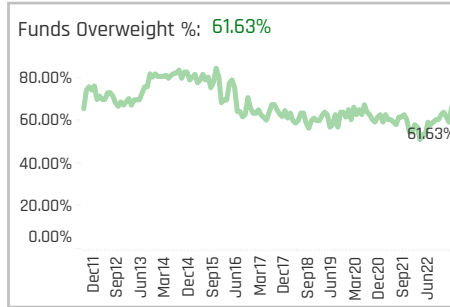
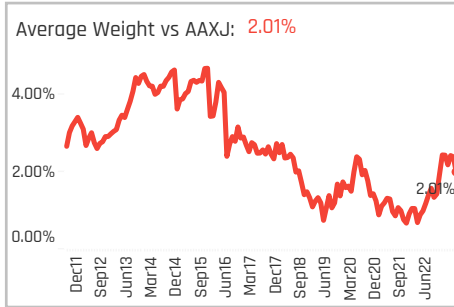
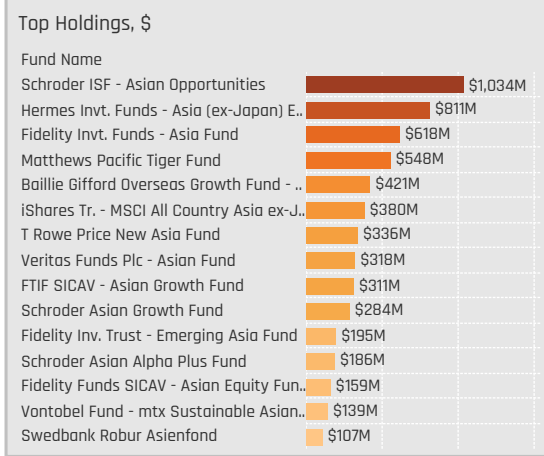
Largest Fund Level Stock Inflows/Outflows, \$

Fund Name	Stock Name	New..	Flow
Baillie Gifford Overseas Growth Fun..	Ping An Insurance (Group..		\$44M
Fidelity Inv. Funds - Asia Fund	Shriram Finance Limited	New	\$43M
T Rowe Price New Asia Fund	CIMB Group Holdings Bhd	New	\$32M
Schroder ISF - Asian Opportunities	AIA Group Limited		\$28M
Hermes Inv. Funds - Asia (ex-Japa..	Samsung Fire & Marine I..		\$25M
FTIF SICAV - Asian Growth Fund	Hong Kong Exchanges & ..	New	\$25M
Schroder ISF - Asian Opportunities	China Pacific Insurance (..		\$25M
Matthews Pacific Tiger Fund	CITIC Securities Co. Ltd. C..		(\$28M)
FTIF SICAV - Asian Growth Fund	PT Bank Central Asia Tbk		(\$29M)
Schroder Asian Alpha Plus Fund	United Overseas Bank Lt..		(\$31M)
Fidelity Inv. Funds - Asia Fund	AIA Group Limited		(\$31M)
Baillie Gifford Overseas Growth Fun..	AU Small Finance Bank Li..	Close	(\$32M)
Fidelity Inv. Funds - Asia Fund	Housing Development Fin..		(\$32M)
Fidelity Inv. Funds - Asia Fund	E.SUN Financial Holding C..	Close	(\$54M)



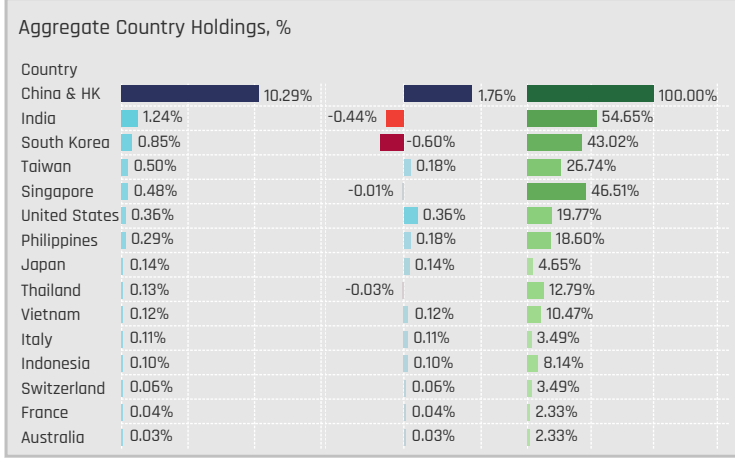
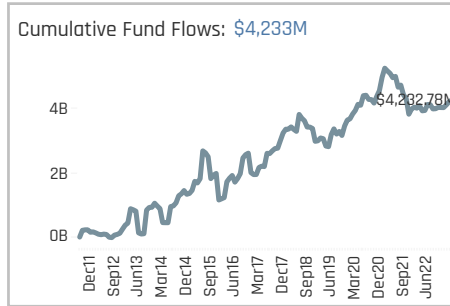
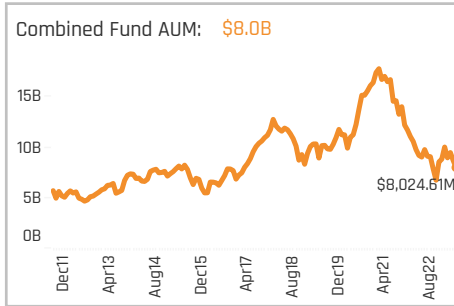
Aggregate Stock Holdings Data, Ranked by Most Widely Held.

Ticker	Stock Name	Funds Invested %	Average Weight	Vs Benchmark	Fund AUM, \$
9988-HK	Alibaba Group Holding Ltd.	83.72%	3.11%	0.47%	\$1,737M
9618-HK	JD.com, Inc. Class A	54.65%	0.71%	0.09%	\$593M
9961-HK	Trip Com Group Ltd	40.70%	0.75%	0.44%	\$301M
SE-US	Sea Ltd. (Singapore) Sponsor..	39.53%	0.38%	0.01%	\$271M
2313-HK	Shenzhou International Group..	30.23%	0.32%	0.20%	\$161M
YUMC-US	Yum China Holdings, Inc.	29.07%	0.59%	0.17%	\$445M
1211-HK	BYD Company Limited Class H	23.26%	0.31%	-0.13%	\$108M
000333-CN	Midea Group Co. Ltd. Class A	22.09%	0.36%	0.36%	\$287M
2331-HK	Li Ning Company Limited	20.93%	0.19%	-0.04%	\$102M
PDD-US	Pinduoduo, Inc. Sponsored AD..	19.77%	0.40%	-0.19%	\$191M
1910-HK	Samsonite International S.A.	19.77%	0.36%	0.36%	\$185M
601888-CN	China Tourism Group Duty Fre..	18.60%	0.16%	0.12%	\$142M
532500-IN	Maruti Suzuki India Limited	18.60%	0.27%	0.03%	\$106M
500520-IN	Mahindra & Mahindra Ltd.	12.79%	0.24%	0.00%	\$49M
005380-KR	Hyundai Motor Company	12.79%	0.16%	-0.21%	\$118M



Top Stock Holdings, %

Fund Name	Ticker	Stock Name	Weight
JKC Fund - La Francaise JKC Asia Equit..	5904-TW	POYA International Co..	9.55%
PineBridge Global Funds - Asia (ex-Jap..	PDD-US	Pinduoduo, Inc. Spons..	7.65%
Fidelity Inv. Trust - Emerging Asia Fund	9988-HK	Alibaba Group Holding..	6.89%
DJE - Asien	1913-HK	Prada S.p.A.	6.83%
Spaengler IQAM Asia Stock	9988-HK	Alibaba Group Holding..	6.64%
DJE - Asien	41-HK	Great Eagle Holdings ..	6.28%
NESTOR-FONDS - Nestor Fernost Fonds	PIZZA-PH	Shakey's Pizza Asia V..	5.87%
GS Funds - Asia Equity Portfolio	9988-HK	Alibaba Group Holding..	5.82%
Invesco Funds - Asia Opportunities Equ..	9988-HK	Alibaba Group Holding..	5.71%
Swedbank Robur Asienfond	9988-HK	Alibaba Group Holding..	5.59%
NESTOR-FONDS - Nestor Fernost Fonds	1161-HK	Water Oasis Group Li..	5.52%
EPIC Funds Plc - Oriental Focus Fund	3306-HK	JNBY Design Limited	5.48%
Indosuez Funds - Asia Opportunities	9988-HK	Alibaba Group Holding..	5.40%
Morgan Stanley Instl. Fund - Asia Oppa..	9961-HK	Trip Com Group Ltd	5.37%
Allianz Global Investors Fund - Total Re..	9988-HK	Alibaba Group Holding..	5.36%



Top Country Holdings, %

Fund Name	Country	Weight
PineBridge Global Funds - Asia (ex-Jap..	China & HK	25.87%
NESTOR-FONDS - Nestor Fernost Fonds	China & HK	18.50%
DJE - Asien	China & HK	18.05%
Fidelity Inv. Trust - Emerging Asia Fund	China & HK	15.36%
Robeco Capital Gr. Fds. - Asian Stars E..	China & HK	15.34%
GAM Star Fund Plc - Asian Equity	China & HK	15.25%
Prisma Asianavigator UI	China & HK	14.81%
AMC Expert Fund - Seapac	China & HK	14.57%
Comgest Growth Plc - Asia Pac (ex-Jap..	China & HK	14.22%
Hermes Invt. Funds - Asia (ex-Japan) E..	China & HK	14.18%
Mirae Asset Glb. Discovery Fd. - ESG Asi..	China & HK	13.99%
CG Nouvelle Asie	China & HK	13.89%
Schroder Asian Growth Fund	China & HK	13.77%
EPIC Funds Plc - Oriental Focus Fund	China & HK	13.61%
Mirabaud - Equities Asia (ex-Japan)	China & HK	13.59%

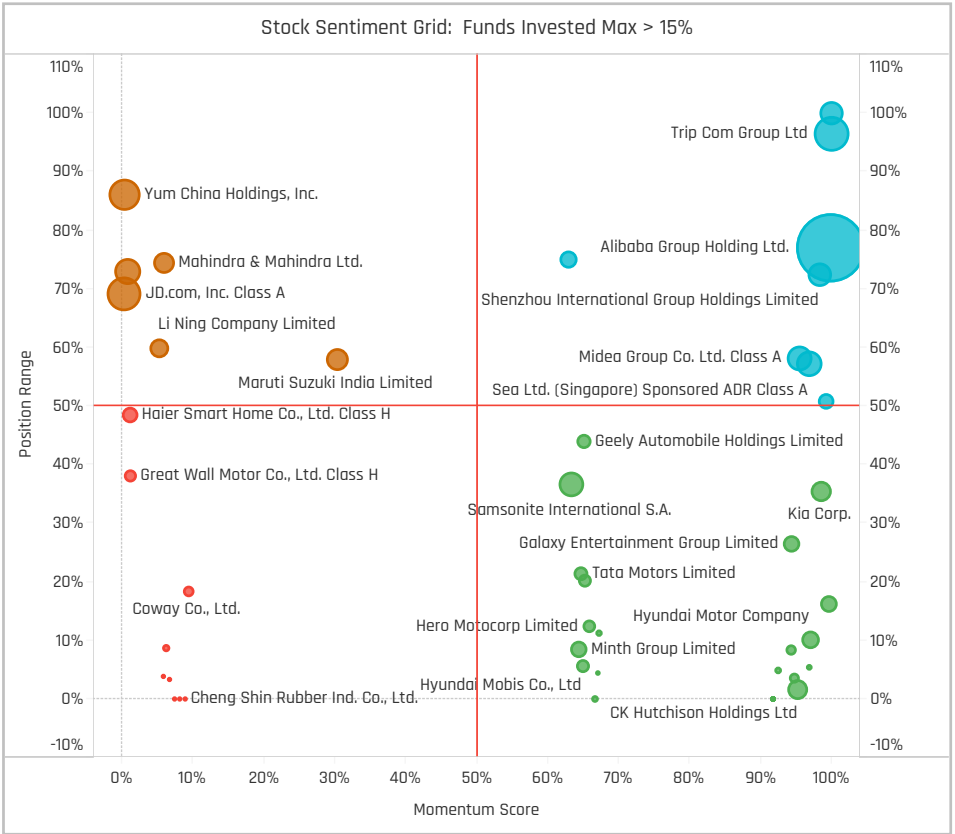
Top Stock Holdings, \$

Fund Name	Ticker	Stock Name	Value
Schroder ISF - Asian Opportunities	9988-HK	Alibaba Group Holding L..	\$189M
Fidelity Invt. Funds - Asia Fund	9988-HK	Alibaba Group Holding L..	\$132M
Matthews Pacific Tiger Fund	9988-HK	Alibaba Group Holding L..	\$131M
Hermes Invt. Funds - Asia (ex-Japan) E..	1-HK	CK Hutchison Holdings L..	\$125M
Veritas Funds Plc - Asian Fund	9988-HK	Alibaba Group Holding L..	\$113M
Schroder ISF - Asian Opportunities	1910-HK	Samsonite International..	\$104M
Hermes Invt. Funds - Asia (ex-Japan) E..	9988-HK	Alibaba Group Holding L..	\$104M
Schroder ISF - Asian Opportunities	HTHT-US	H World Group Limited S..	\$99M
Hermes Invt. Funds - Asia (ex-Japan) E..	7267-JP	Honda Motor Co., Ltd.	\$97M
Matthews Pacific Tiger Fund	YUMC-US	Yum China Holdings, Inc.	\$96M
Schroder ISF - Asian Opportunities	000333-..	Midea Group Co. Ltd. Cla..	\$90M
Schroder ISF - Asian Opportunities	YUMC-US	Yum China Holdings, Inc.	\$87M
Schroder ISF - Asian Opportunities	MC-FR	LVMH Moet Hennessy Lo..	\$87M
Veritas Funds Plc - Asian Fund	500114-IN	Titan Company Limited	\$85M
Hermes Invt. Funds - Asia (ex-Japan) E..	UHR-CH	Swatch Group Ltd. Bearer	\$84M

Largest Changes in Fund Weight, %

Fund Name	New or C..	Change
Janus Henderson Asia Equity Fu..		4.50%
Spaengler IQAM Asia Stock		3.95%
Robeco Capital Gr. Fds. - Asian S..		3.46%
Wellington Mgmt. Fds. (LU) - Asi..		3.27%
MFS Meridian Funds - Asia Pacif..		3.02%
Franklin Asian Equity Fund		2.92%
Fidelity Funds SICAV - Asian Equ..		2.22%
Matthews Asia Funds - Asia (ex-..		-3.10%
Matthews Asian Growth & Inco..		-4.62%
AB FCP I - Asia (ex-Japan) Equit..		-4.62%
Natixis Intl. Fds. (Lux) I - Natixis ..		-4.67%
Syinvest Fjernosten		-5.52%
Invesco Funds - Asia Opportuniti..		-6.08%
GAM Multistock SICAV - Asia Fac..		-7.89%

Ave Wgt Δ	Funds Invested Δ	Fund Flows, \$	Av Wgt vs AAXJ Δ	Funds O/W % Δ
-0.56%	0.00%	\$175M	0.06%	-1.16%



Aggregate Stock Holdings Changes

Ticker	Stock Name	Funds Invested % Δ	Average Weight Δ	Fund Flows, \$
9961-HK	Trip Com Group Ltd	8.14%	0.14%	\$55M
1211-HK	BYD Company Limited Class H	6.98%	0.15%	\$50M
2015-HK	Li Auto, Inc. Class A	3.49%	0.05%	\$10M
1928-HK	Sands China Ltd.	3.49%	0.06%	\$0M
9988-HK	Alibaba Group Holding Ltd.	2.33%	0.23%	\$160M
MWG-VN	Mobile World Investment Corp	2.33%	0.01%	\$10M
MINT-TH	Minor International Public Co., ..	2.33%	0.02%	\$0M
2333-HK	Great Wall Motor Co., Ltd. Clas..	-2.33%	-0.06%	(\$26M)
868-HK	Xinyi Glass Holdings Limited	-2.33%	-0.04%	(\$4M)
PDD-US	Pinduoduo, Inc. Sponsored AD..	-2.33%	-0.19%	(\$16M)
532500-IN	Maruti Suzuki India Limited	-2.33%	0.00%	(\$42M)
MINT.W7-TH	Minor International Public Co L..	-3.49%	0.00%	\$0M
YUMC-US	Yum China Holdings, Inc.	-3.49%	-0.08%	(\$63M)
9618-HK	JD.com, Inc. Class A	-4.65%	-0.72%	(\$54M)

Largest Fund Flows, \$

Fund Name	New or Cl..	Flow
Hermes Invt. Funds - Asia (ex-J..		\$120M
Schroder ISF - Asian Opportunit..		\$118M
Fidelity Invt. Funds - Asia Fund		\$104M
iShares Tr. - MSCI All Country A..		\$37M
Fidelity Funds SICAV - Asian Eq..		\$32M
Pictet - Asian Equities (ex-Japa..		\$28M
Fidelity Inv. Trust - Emerging As..		\$23M
JPMorgan Fund ICVC - Asia Gro..		(\$19M)
Invesco Funds - Asia Opportuni..		(\$20M)
LO Funds - Asia High Conviction		(\$23M)
Baillie Gifford Overseas Growth ..		(\$24M)
T Rowe Price New Asia Fund		(\$41M)
Matthews Asian Growth & Inco..		(\$53M)
Matthews Pacific Tiger Fund		(\$99M)

Largest Fund Level Changes in Stock Weight, %

Fund Name	Stock Name	New ..	Change
Skandia Asia	Alibaba Group Holding Lt..	New	4.48%
Lansforsakringar Asienfonden	Alibaba Group Holding Lt..	New	3.96%
Carnegie Asia	BYD Company Limited Cl..	New	3.55%
Carnegie Asia	Yum China Holdings, Inc.	New	2.93%
Mirabaud - Equities Asia (ex-Japan)	Trip Com Group Ltd	New	2.56%
Manulife Global Fund - Sustainabl..	Trip Com Group Ltd	New	2.52%
Wellington Mgmt. Fds. (LU) - Asian..	Trip Com Group Ltd	New	2.35%
RBC Funds (Lux) - Asia ex-Japan E..	JD.com, Inc. Class A		-2.37%
Mirabaud - Equities Asia (ex-Japan)	JD.com, Inc. Class A		-2.45%
Namura Fds. Ireland Plc - Asia (ex-..	JD.com, Inc. Class A		-2.74%
Janus Henderson Asia Equity Fund	Yum China Holdings, Inc.	Close	-2.81%
Syinvest Fjernosten	JD.com, Inc. Class A	Close	-3.34%
GAM Multistock SICAV - Asia Focus..	Pinduoduo, Inc. Sponsore..		-4.04%
Carnegie Asia	JD.com, Inc. Class A		-4.96%

Aggregate Country Holding Changes

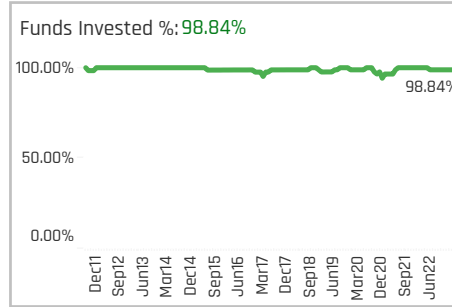
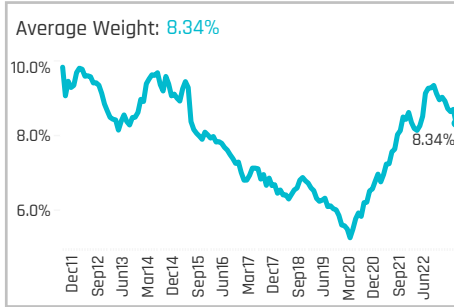
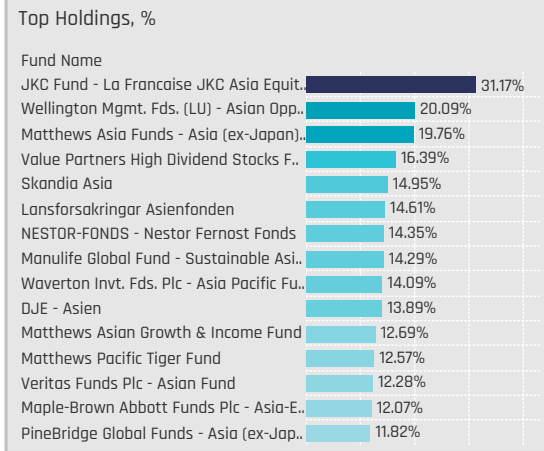
Country	Change	Flow
Vietnam	3.49%	\$10M
Singapore	3.49%	\$21M
Thailand	1.16%	(\$5M)
South Korea	1.16%	\$12M
United States	0.00%	(\$21M)
United Kingdom	0.00%	
Taiwan	0.00%	(\$19M)
Cambodia	0.00%	
Bangladesh	0.00%	\$0M
Japan	-1.16%	(\$9M)
France	-1.16%	(\$18M)
Australia	-1.16%	\$0M
India	-1.16%	(\$19M)
Indonesia	-3.49%	(\$4M)

Largest Changes in Fund Country Weight, %

Fund Name	New a..	Country	Change
Wellington Mgmt. Fds. (LU) - Asian ..		China & HK	4.47%
Spaengler IQAM Asia Stock		China & HK	3.87%
Fidelity Funds SICAV - Asian Equity ..		India	3.25%
Janus Henderson Asia Equity Fund	New	India	3.02%
MFS Meridian Funds - Asia Pacific (e..		China & HK	2.88%
Robeco Capital Gr. Fds. - Asian Star..		China & HK	2.86%
Ninety One Glob. Strat. Fd. - Asian Eq..		China & HK	2.15%
GAM Star Fund Plc - Asian Equity		China & HK	
FTIF SICAV - Asian Growth Fund		China & HK	-2.78%
Matthews Asian Growth & Income F..		China & HK	-2.98%
Waverton Invt. Fds. Plc - Asia Pacific..		China & HK	-3.23%
Syinvest Fjernosten		China & HK	-5.02%
Invesco Funds - Asia Opportunities ..		China & HK	-5.09%
GAM Multistock SICAV - Asia Focus ..		China & HK	-8.09%

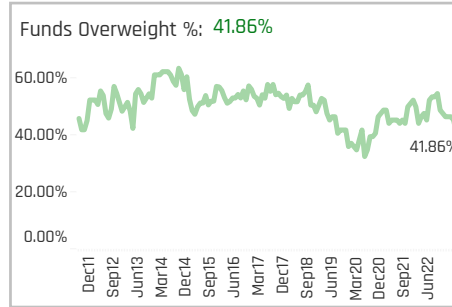
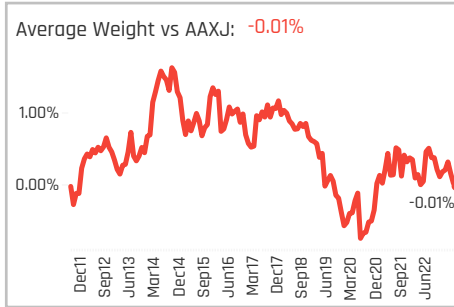
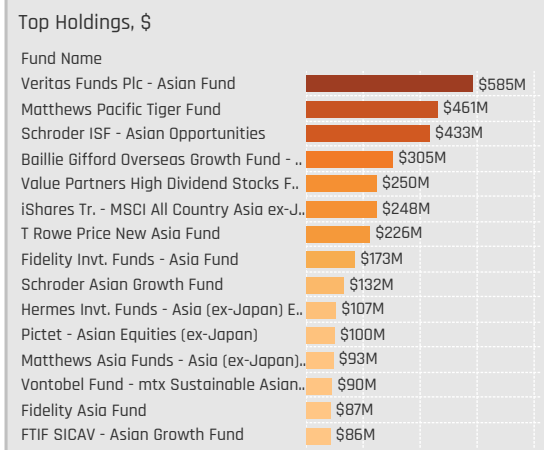
Largest Fund Level Stock Inflows/Outflows, \$

Fund Name	Stock Name	New..	Flow
Hermes Invt. Funds - Asia (ex-Japa..	Alibaba Group Holding Lt..		\$51M
Schroder ISF - Asian Opportunities	Alibaba Group Holding Lt..		\$47M
Fidelity Invt. Funds - Asia Fund	BYD Company Limited Cl..	New	\$39M
Fidelity Invt. Funds - Asia Fund	China Tourism Group Dut..	New	\$33M
Fidelity Invt. Funds - Asia Fund	Zhejiang Supor Co., Ltd. ..		\$33M
T Rowe Price New Asia Fund	Jiangsu Hengli Hydraulic ..	New	\$29M
Hermes Invt. Funds - Asia (ex-Japa..	Trip Com Group Ltd	New	\$27M
Schroder ISF - Asian Opportunities	Samsonite International ..		(\$21M)
Matthews Pacific Tiger Fund	Topsports International ..	Close	(\$22M)
T Rowe Price New Asia Fund	H World Group Limited S..		(\$22M)
FTIF SICAV - Asian Growth Fund	Alibaba Group Holding Lt..		(\$22M)
FTIF SICAV - Asian Growth Fund	Yum China Holdings, Inc.		(\$24M)
T Rowe Price New Asia Fund	Maruti Suzuki India Limit..		(\$28M)
Matthews Pacific Tiger Fund	Yum China Holdings, Inc.		(\$30M)



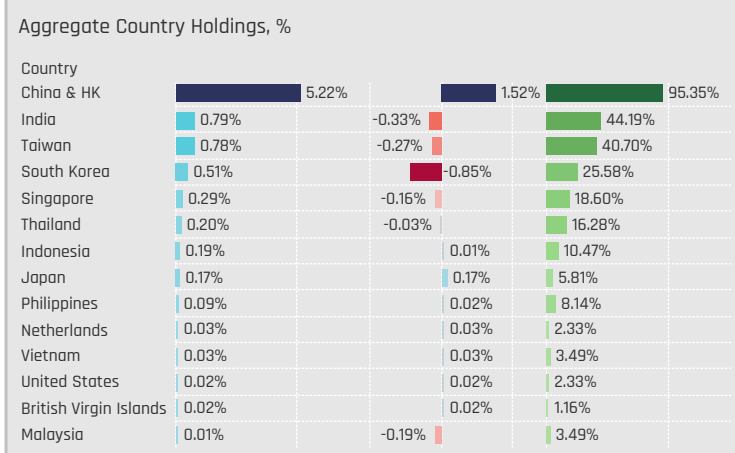
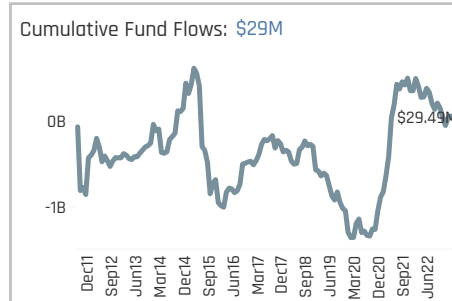
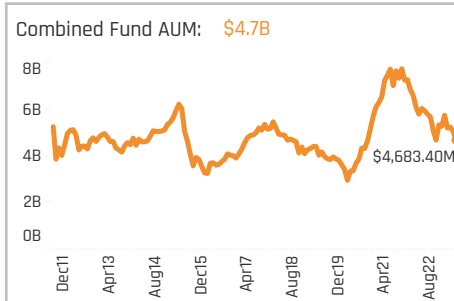
Aggregate Stock Holdings Data, Ranked by Most Widely Held.

Ticker	Stock Name	Funds Invested %	Average Weight	Vs Benchmark	Fund AUM, \$
3690-HK	Meituan Class B	73.26%	1.05%	-0.20%	\$710M
669-HK	Techtronic Industries Co., Ltd.	40.70%	0.57%	0.35%	\$388M
600406-CN	NARI Technology Co., Ltd. Clas..	26.74%	0.40%	0.37%	\$208M
300274-CN	Sungrow Power Supply Co., Lt..	22.09%	0.24%	0.22%	\$174M
300750-CN	Contemporary Amperex Tech..	19.77%	0.22%	0.06%	\$53M
300124-CN	Shenzhen Inovance Technolo..	19.77%	0.27%	0.24%	\$450M
5871-TW	Chailease Holding Co. Ltd.	16.28%	0.22%	0.05%	\$169M
AOT-TH	Airports of Thailand Public Co...	15.12%	0.19%	0.03%	\$54M
600031-CN	Sany Heavy Industry Co., Ltd. ..	12.79%	0.14%	0.11%	\$102M
028050-KR	Samsung Engineering Co., Ltd.	10.47%	0.17%	0.11%	\$174M
6409-TW	Voltronic Power Technology C..	9.30%	0.20%	0.12%	\$23M
373220-KR	LG Energy Solution Ltd.	9.30%	0.12%	-0.17%	\$45M
500510-IN	Larsen & Toubro Ltd.	8.14%	0.17%	-0.16%	\$43M
300347-CN	Hangzhou Tigermed Consultin..	8.14%	0.07%	0.05%	\$21M
ICT-PH	International Container Termi..	6.98%	0.08%	0.01%	\$10M



Top Stock Holdings, %

Fund Name	Ticker	Stock Name	Percentage
JKC Fund - La Francaise JKC Asia Equit..	2588-HK	BOC Aviation Limited	7.60%
Waverton Invnt. Fds. Plc - Asia Pacific Fu..	ASII-ID	PT Astra International..	6.49%
Veritas Funds Plc - Asian Fund	300124-CN	Shenzhen Inovance Te..	6.25%
JKC Fund - La Francaise JKC Asia Equit..	6409-TW	Voltronic Power Techn..	5.86%
NESTOR-FONDS - Nestor Fernost Fonds	398-HK	Oriental Watch Holdin..	5.78%
DJE - Asien	576-HK	Zhejiang Expressway ..	5.51%
EPIC Funds Plc - Oriental Focus Fund	500510-IN	Larsen & Toubro Ltd.	4.92%
JKC Fund - La Francaise JKC Asia Equit..	002690-CN	Hefei Meyer Optoelect..	4.82%
Maple-Brown Abbott Funds Plc - Asia-E..	9917-TW	Taiwan Secom Co., Ltd.	4.82%
Fidelity Asia Fund	669-HK	Techtronic Industries ..	4.55%
First Sentier Invs. Glb. Umb. - FSSA Asi..	J36-SG	Jardine Matheson Hal..	4.46%
JKC Fund - La Francaise JKC Asia Equit..	505255-IN	GMM Pfaudler Limited	4.25%
FTGF Plc - Martin Currie Asia Long-Ter..	S63-SG	Singapore Technologi..	4.02%
Morgan Stanley Instl. Fund - Asia Oppa..	3690-HK	Meituan Class B	3.99%
Waverton Invnt. Fds. Plc - Asia Pacific Fu..	5871-TW	Chailease Holding Co. ..	3.93%



Top Country Holdings, %

Fund Name	Country	Percentage
JKC Fund - La Francaise JKC Asia Equit..	China & HK	21.07%
Value Partners High Dividend Stocks F..	China & HK	13.79%
NESTOR-FONDS - Nestor Fernost Fonds	China & HK	12.65%
Veritas Funds Plc - Asian Fund	China & HK	12.28%
Matthews Asia Funds - Asia (ex-Japan)..	China & HK	11.60%
Wellington Mgmt. Fds. (LU) - Asian Opp..	China & HK	11.35%
Fidelity Asia Fund	China & HK	10.85%
Manulife Global Fund - Sustainable Asi..	China & HK	9.45%
Nordea 1 - Asia ex-Japan Equity Fund	China & HK	9.32%
Skandia Asia	China & HK	9.28%
Lansforsakringar Asienfonden	China & HK	8.60%
PineBridge Global Funds - Asia (ex-Jap..	China & HK	8.07%
AB SICAV I - Asia Low Volatility Equity ..	China & HK	8.05%
Schroder Asian Growth Fund	China & HK	8.01%
First Sentier Invs. Glb. Umb. - FSSA Asi..	China & HK	7.68%

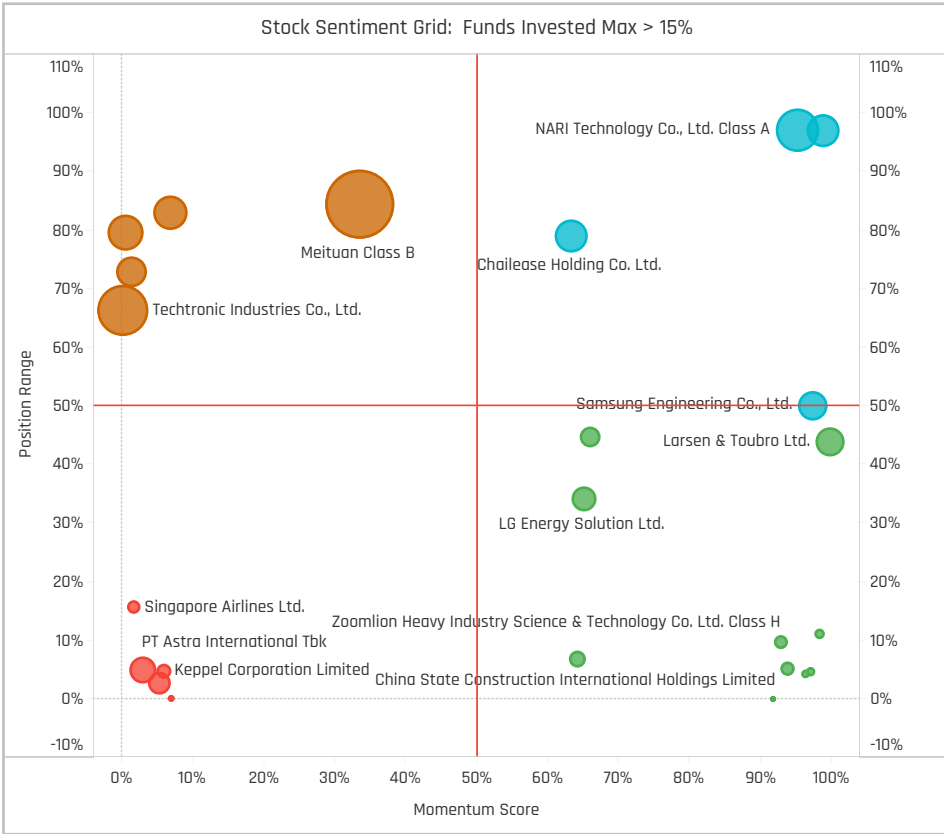
Top Stock Holdings, \$

Fund Name	Ticker	Stock Name	Value
Veritas Funds Plc - Asian Fund	300124-C..	Shenzhen Inovance Tech..	\$298M
Schroder ISF - Asian Opportunities	669-HK	Techtronic Industries Co..	\$133M
Veritas Funds Plc - Asian Fund	300274-C..	Sungrow Power Supply ..	\$104M
Veritas Funds Plc - Asian Fund	3690-HK	Meituan Class B	\$101M
Matthews Pacific Tiger Fund	3690-HK	Meituan Class B	\$93M
Schroder ISF - Asian Opportunities	002050-..	Zhejiang Sanhua Intellig..	\$82M
Fidelity Invnt. Funds - Asia Fund	3690-HK	Meituan Class B	\$82M
Matthews Pacific Tiger Fund	5871-TW	Chailease Holding Co. Lt..	\$72M
Matthews Pacific Tiger Fund	300124-C..	Shenzhen Inovance Tech..	\$72M
Matthews Pacific Tiger Fund	028050-..	Samsung Engineering C..	\$71M
Schroder ISF - Asian Opportunities	3690-HK	Meituan Class B	\$67M
Schroder ISF - Asian Opportunities	1882-HK	Haitian International Hol..	\$65M
Schroder ISF - Asian Opportunities	603195-C..	Gongniu Group Co. Ltd. C..	\$62M
Baillie Gifford Overseas Growth Fund - ..	028050-..	Samsung Engineering C..	\$58M
Matthews Pacific Tiger Fund	500477-IN	Ashok Leyland Limited	\$56M

Largest Changes in Fund Weight, %

Fund Name	New or C..	Change
Wellington Mgmt. Fds. (LU) - Asi..		6.61%
DJE - Asien		4.38%
BlackRock Global Funds - Asian ..		3.49%
Invesco Funds - Asia Opportuniti..		3.35%
Vontobel Fund - mtx Sustainabl..		2.14%
Waverton Invnt. Fds. Plc - Asia Pa..		1.99%
SEB Asia (ex-Japan) Fund		1.98%
Pictet - Asian Equities (ex-Japan)		-3.39%
FTGF Plc - Martin Currie Asia Lon..		-3.55%
T. Rowe Price Funds SICAV - Asi..		-3.57%
T Rowe Price New Asia Fund		-3.71%
JPMorgan Fund ICVC - Asia Gro..		-4.15%
T Rowe Price Asia Opportunities ..		-5.26%
Baring Eastern Trust		-8.55%

Ave Wgt Δ	Funds Invested Δ	Fund Flows, \$	Av Wgt vs AAXJ Δ	Funds O/W % Δ
-0.63%	0.00%	(\$22M)	-0.13%	-5.81%



Largest Fund Flows, \$

Fund Name	New or Cl..	Flow
Schroder ISF - Asian Opportunit..		\$92M
iShares Tr. - MSCI All Country A..		\$28M
Wellington Mgmt. Fds. (LU) - As..		\$28M
BlackRock Global Funds - Asian ..		\$25M
AB FCP I - Asia (ex-Japan) Equi..		\$18M
Vontobel Fund - mtx Sustainab..		\$17M
Invesco Funds - Asia Opportunit..		\$16M
LO Funds - Asia High Conviction		(\$16M)
Swedbank Robur Asienfond		(\$20M)
Matthews Asian Growth & Inco..		(\$27M)
JPMorgan Fund ICVC - Asia Gro..		(\$35M)
Baillie Gifford Overseas Growth ..		(\$40M)
Matthews Pacific Tiger Fund		(\$44M)
T Rowe Price New Asia Fund		(\$53M)

Aggregate Stock Holdings Changes

Ticker	Stock Name	Funds Invested % Δ	Average Weight Δ	Fund Flows, \$
3690-HK	Meituan Class B	16.28%	-0.39%	\$45M
500510-IN	Larsen & Toubro Ltd.	3.49%	0.07%	\$29M
517569-IN	KEI Industries Limited	3.49%	0.04%	\$2M
HSAI-US	Hesai Group Sponsored ADR	2.33%	0.00%	\$8M
688777-CN	Zhejiang Supcon Technology Co..	2.33%	0.01%	\$2M
6409-TW	Voltronic Power Technology Co..	2.33%	0.06%	\$4M
6121-TW	Simplo Technology Co. Ltd.	2.33%	0.02%	\$7M
C6L-SG	Singapore Airlines Ltd.	-2.33%	-0.02%	\$0M
600233-CN	YTO Express Group Co.,Ltd. Cla..	-2.33%	-0.02%	(\$3M)
531344-IN	Container Corporation of India..	-2.33%	-0.04%	(\$16M)
300124-CN	Shenzhen Inovance Technolog..	-2.33%	-0.08%	(\$3M)
C52-SG	Comfortdelgro Corporation Li..	-3.49%	-0.04%	(\$35M)
ASII-ID	PT Astra International Tbk	-3.49%	-0.01%	(\$21M)
669-HK	Techtronic Industries Co., Ltd.	-5.81%	-0.24%	(\$19M)

Largest Fund Level Changes in Stock Weight, %

Fund Name	Stock Name	New ..	Change
Wellington Mgmt. Fds. (LU) - Asian..	Larsen & Toubro Ltd.	New	2.77%
Wellington Mgmt. Fds. (LU) - Asian..	Samsung Engineering Co..	New	2.74%
Invesco Funds - Asia Opportunities..	Meituan Class B	New	2.60%
AB SICAV I - Asia Low Volatility Eq..	DAIKIN INDUSTRIES, LTD.	New	2.40%
DJE - Asien	Tokyo Electron Ltd.		2.32%
Manulife Global Fund - Sustainabl..	Voltronic Power Technolo..	New	2.18%
Nomura Fds. Ireland Plc - Asia (ex-..	Meituan Class B	New	2.10%
Manulife Global Fund - Sustainabl..	PT Astra International Tbk	Close	-1.91%
T Rowe Price Asia Opportunities F..	Comfortdelgro Corporati..	Close	-1.94%
LO Funds - Asia High Conviction	Meituan Class B		-2.02%
Morgan Stanley Instl. Fund - Asia ..	Meituan Class B		-2.02%
Spaengler IQAM Asia Stock	Singapore Airlines Ltd.	Close	-2.25%
JPMorgan Fund ICVC - Asia Growt..	Meituan Class B		-2.30%
FTGF Plc - Martin Currie Asia Long-..	Jardine Matheson Holdin..	Close	-3.69%

Aggregate Country Holding Changes

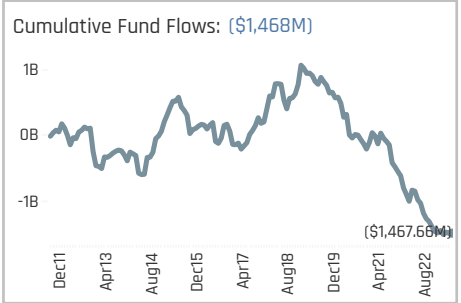
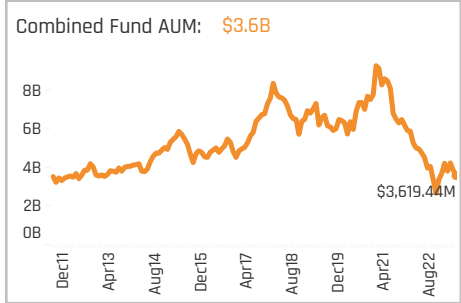
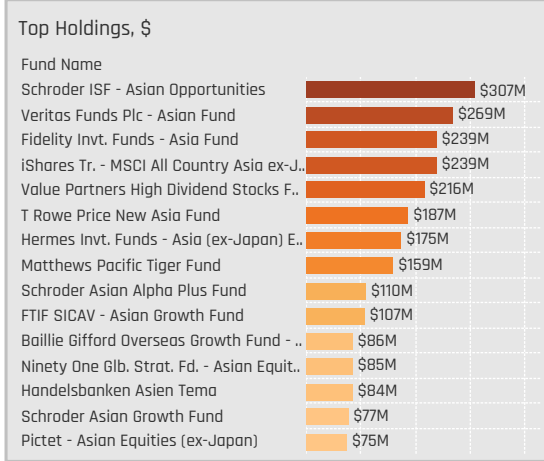
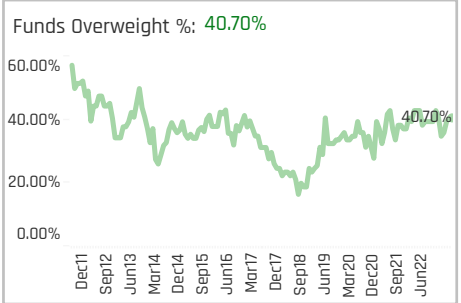
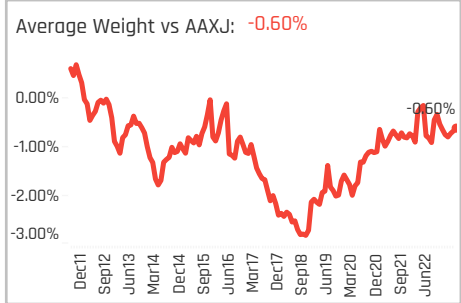
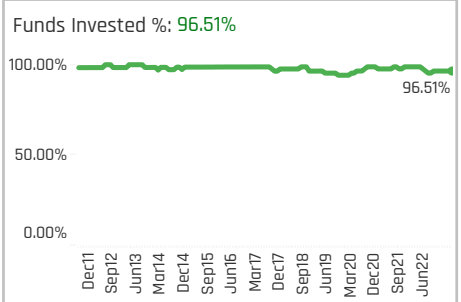
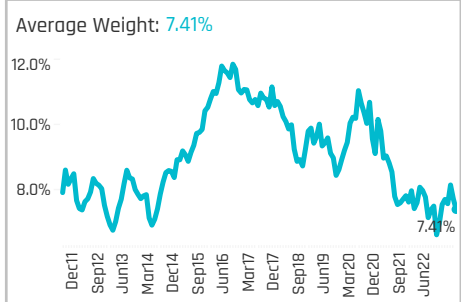
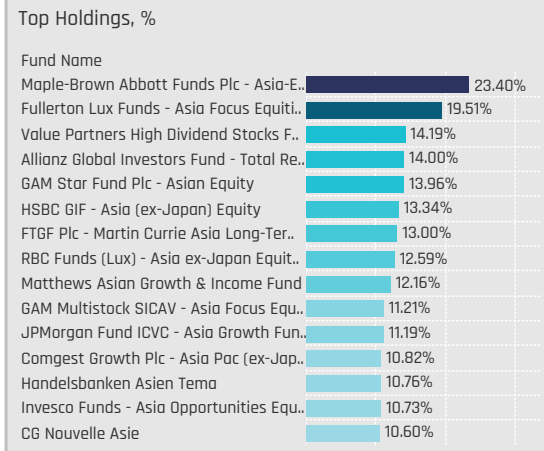
Country	Change	Funds Invested Δ	Fund Flows, \$
Taiwan	3.49%	0.09%	(\$3M)
China & HK	2.33%	-0.12%	(\$109M)
India	1.16%	0.12%	\$5M
Philippines	1.16%	-0.02%	\$0M
United States	1.16%	-0.01%	(\$11M)
Vietnam	0.00%	0.00%	(\$1M)
Sri Lanka	0.00%	0.00%	\$5M
Japan	0.00%	0.08%	\$5M
British Virgin Islands	0.00%	0.00%	(\$2M)
Australia	0.00%	0.00%	\$0M
South Korea	-1.16%	0.05%	(\$35M)
Thailand	-1.16%	-0.05%	(\$32M)
Indonesia	-3.49%	-0.01%	(\$20M)
Singapore	-5.81%	-0.08%	(\$38M)

Largest Changes in Fund Country Weight, %

Fund Name	New o..	Country	Change
DJE - Asien		Japan	4.44%
Carnegie Asia		India	3.62%
BlackRock Global Funds - Asian Gro..	New	India	2.95%
Wellington Mgmt. Fds. (LU) - Asian ..		India	2.68%
Invesco Funds - Asia Opportunities ..	New	China & HK	2.60%
Wellington Mgmt. Fds. (LU) - Asian ..		South Korea	2.54%
AB SICAV I - Asia Low Volatility Equi..	New	Japan	2.40%
Sydneyinvest Fjernosten		China & HK	-2.73%
Swedbank Robur Asienfond		China & HK	-2.84%
Lansforsakringar Asienfonden		China & HK	-2.95%
Skandia Asia		China & HK	-2.98%
Pictet - Asian Equities (ex-Japan)		China & HK	-3.36%
FTGF Plc - Martin Currie Asia Long-T..		China & HK	-4.15%
Baring Eastern Trust		China & HK	-8.62%

Largest Fund Level Stock Inflows/Outflows, \$

Fund Name	Stock Name	New..	Flow
Schroder ISF - Asian Opportunities	Sony Heavy Industry Co., ..	New	\$31M
Schroder ISF - Asian Opportunities	Meituan Class B		\$27M
Hermes Invnt. Funds - Asia (ex-Japa..	Cathay Pacific Airways Li..		\$22M
Schroder ISF - Asian Opportunities	Techtronic Industries Co.,..		\$21M
BlackRock Global Funds - Asian Gro..	Shanghai International A..	New	\$16M
Baillie Gifford Overseas Growth Fun..	Delhivery Limited		\$15M
Invesco Funds - Asia Opportunities ..	Meituan Class B	New	\$15M
T Rowe Price New Asia Fund	Chailase Holding Co. Ltd.		(\$15M)
Fidelity Invnt. Funds - Asia Fund	Airports of Thailand Publi..		(\$15M)
JPMorgan Fund ICVC - Asia Growth..	Meituan Class B		(\$16M)
Baillie Gifford Overseas Growth Fun..	LG Energy Solution Ltd.	Close	(\$20M)
Baillie Gifford Overseas Growth Fun..	Hyundai Mipo Dockyard C..		(\$20M)
Matthews Pacific Tiger Fund	Ashok Leyland Limited		(\$22M)
T Rowe Price New Asia Fund	Comfortdelgro Corporati..	Close	(\$26M)



Aggregate Stock Holdings Data, Ranked by Most Widely Held.

Ticker	Stock Name	Funds Invested %	Average Weight	Vs Benchmark	Fund AUM, \$
700-HK	Tencent Holdings Ltd.	86.05%	4.09%	-0.33%	\$2,207M
NTESF-US	NetEase, Inc.	30.23%	0.56%	-0.04%	\$274M
BIDU-US	Baidu Inc Sponsored ADR Clas..	29.07%	0.59%	-0.01%	\$259M
TLKM-ID	PT Telkom Indonesia (Persero..	18.60%	0.24%	0.00%	\$58M
Z74-SG	Singapore Telecommunicatio..	16.28%	0.32%	0.05%	\$93M
532454-IN	Bharti Airtel Limited	11.63%	0.26%	-0.15%	\$89M
6823-HK	HKT Trust and HKT Ltd	8.14%	0.11%	0.02%	\$48M
MMYT-US	MakeMyTrip Ltd.	6.98%	0.06%	0.06%	\$18M
017670-KR	SK Telecom Co., Ltd.	5.81%	0.07%	0.07%	\$13M
ATHM-US	Autohome, Inc. Sponsored AD..	4.65%	0.07%	0.03%	\$9M
ADVANC-TH	Advanced Info Service Public ..	4.65%	0.05%	-0.07%	\$18M
300059-CN	East Money Information Co., L..	4.65%	0.06%	0.02%	\$19M
035900-KR	JYP Entertainment Corp	4.65%	0.05%	0.05%	\$10M
WB-US	Weibo Corp. Sponsored ADR C..	3.49%	0.02%	0.01%	\$44M
CNVRG-PH	Converge Information & Com..	3.49%	0.01%	0.01%	\$13M

Top Stock Holdings, %

Fund Name	Ticker	Stock Name	Weight
Maple-Brown Abbott Funds Plc - Asia-E..	941-HK	China Mobile Limited	9.14%
Value Partners High Dividend Stocks F..	728-HK	China Telecom Corp. L..	8.60%
Wellington Mgmt. Fds. (LU) - Asian Opp..	700-HK	Tencent Holdings Ltd.	7.55%
GS Funds - Asia Equity Portfolio	700-HK	Tencent Holdings Ltd.	7.51%
Nomura Fds. Ireland Plc - Asia (ex-Japa..	700-HK	Tencent Holdings Ltd.	7.34%
Alquity SICAV - Asia Fund	700-HK	Tencent Holdings Ltd.	7.13%
Fullerton Lux Funds - Asia Focus Equiti..	Z74-SG	Singapore Telecommu..	7.09%
Mirabaud - Equities Asia (ex-Japan)	700-HK	Tencent Holdings Ltd.	7.04%
Swedbank Robur Asienfond	700-HK	Tencent Holdings Ltd.	7.03%
Sydinvest Fjernosten	700-HK	Tencent Holdings Ltd.	6.67%
Nordea Asian Stars Fund	700-HK	Tencent Holdings Ltd.	6.65%
BlackRock Global Funds - Asian Growth..	700-HK	Tencent Holdings Ltd.	6.62%
Spaengler IQAM Asia Stock	700-HK	Tencent Holdings Ltd.	6.61%
Polar Capital Funds Plc - Asian Stars F..	700-HK	Tencent Holdings Ltd.	6.56%
Skandia Asia	700-HK	Tencent Holdings Ltd.	6.50%

Aggregate Country Holdings, %

Country	Weight	Change	Target
China & HK	5.96%	-0.14%	94.19%
India	0.40%	-0.08%	26.74%
Singapore	0.32%	0.05%	16.28%
South Korea	0.24%	0.11%	20.93%
Indonesia	0.24%	0.00%	18.60%
Japan	0.09%	0.09%	3.49%
Thailand	0.08%	-0.09%	6.98%
Malaysia	0.04%	-0.11%	4.65%
Philippines	0.02%	-0.01%	5.81%
United States	0.01%	0.01%	1.16%
Russia	0.00%	0.00%	1.16%
Taiwan	0.00%	-0.44%	1.16%

Top Country Holdings, %

Fund Name	Country	Weight
Maple-Brown Abbott Funds Plc - Asia-E..	China & HK	15.65%
Value Partners High Dividend Stocks F..	China & HK	13.08%
HSBC GIF - Asia (ex-Japan) Equity	China & HK	13.01%
GAM Star Fund Plc - Asian Equity	China & HK	11.25%
GAM Multistock SICAV - Asia Focus Equ..	China & HK	11.21%
Invesco Funds - Asia Opportunities Equ..	China & HK	10.73%
Swedbank Robur Asienfond	China & HK	10.41%
Wellington Mgmt. Fds. (LU) - Asian Opp..	China & HK	10.10%
Skandia Asia	China & HK	9.81%
Comgest Growth Plc - Asia Pac (ex-Jap..	China & HK	8.93%
Spaengler IQAM Asia Stock	China & HK	8.91%
Handelsbanken Asien Tema	China & HK	8.87%
JPMorgan Fund ICVC - Asia Growth Fun..	China & HK	8.82%
Matthews Asian Growth & Income Fund	China & HK	8.81%
CG Nouvelle Asie	China & HK	8.79%

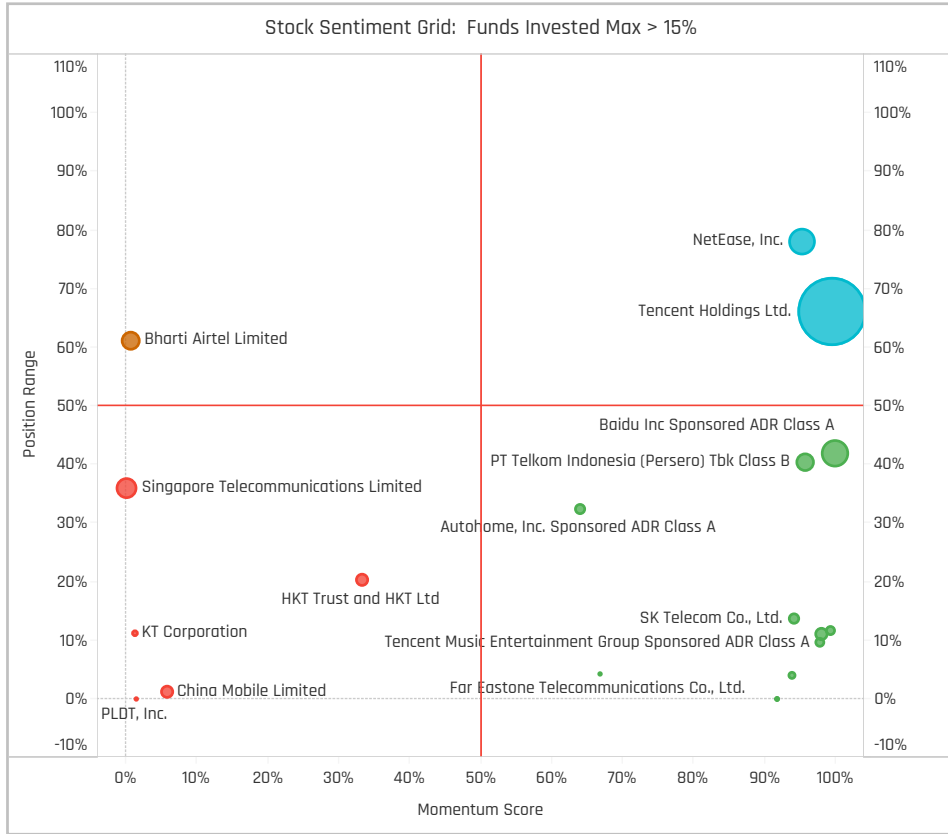
Top Stock Holdings, \$

Fund Name	Ticker	Stock Name	Value
Schroder ISF - Asian Opportunities	700-HK	Tencent Holdings Ltd.	\$281M
Fidelity Invst. Funds - Asia Fund	700-HK	Tencent Holdings Ltd.	\$202M
Matthews Pacific Tiger Fund	700-HK	Tencent Holdings Ltd.	\$159M
T Rowe Price New Asia Fund	700-HK	Tencent Holdings Ltd.	\$159M
Veritas Funds Plc - Asian Fund	700-HK	Tencent Holdings Ltd.	\$144M
iShares Tr. - MSCI All Country Asia ex-J..	700-HK	Tencent Holdings Ltd.	\$131M
Value Partners High Dividend Stocks F..	728-HK	China Telecom Corp. Ltd..	\$131M
Hermes Invst. Funds - Asia (ex-Japan) E..	BIDU-US	Baidu Inc Sponsored AD..	\$110M
FTIF SICAV - Asian Growth Fund	700-HK	Tencent Holdings Ltd.	\$100M
Schroder Asian Alpha Plus Fund	700-HK	Tencent Holdings Ltd.	\$82M
Veritas Funds Plc - Asian Fund	NTESF-US	NetEase, Inc.	\$81M
Schroder Asian Growth Fund	700-HK	Tencent Holdings Ltd.	\$63M
Pictet - Asian Equities (ex-Japan)	700-HK	Tencent Holdings Ltd.	\$57M
Vontobel Fund - mtx Sustainable Asian..	700-HK	Tencent Holdings Ltd.	\$45M
Baillie Gifford Overseas Growth Fund - ..	700-HK	Tencent Holdings Ltd.	\$45M

Largest Changes in Fund Weight, %

Fund Name	New or C..	Change
Prisma Asianavigator UI		3.28%
Syinvest Fjernosten		3.12%
Allianz Global Investors Fund - T..		2.89%
Waverton Inv. Fds. Plc - Asia Pa..		2.79%
Invesco Funds - Asia Opportuniti..		2.63%
Maple-Brown Abbott Funds Plc -..		2.39%
Danske Invest - Fjernosten KL		2.25%
Spaengler IQAM Asia Stock		-1.22%
Hermes Inv. Funds - Asia (ex-Ja..		-1.26%
Manulife Global Fund - Sustaina..		-1.28%
Natixis Intl. Fds. (Lux) I - Natixi..		-1.38%
NESTOR-FONDS - Nestor Fernost..		-1.60%
BlackRock Global Funds - Asian ..		-3.91%
GAM Multistock SICAV - Asia Fac..		-5.42%

Ave Wgt Δ	Funds Invested Δ	Fund Flows, \$	Av Wgt vs AAXJ Δ	Funds O/W % Δ
0.42%	0.00%	(\$26M)	-0.08%	-2.33%



Aggregate Stock Holdings Changes

Ticker	Stock Name	Funds Invested % Δ	Average Weight Δ	Fund Flows, \$
BIDU-US	Baidu Inc Sponsored ADR Clas..	5.81%	0.14%	\$5M
IQ-US	IQIYI, Inc. Sponsored ADR Class..	2.33%	0.01%	\$4M
ADVANC-TH	Advanced Info Service Public C..	2.33%	0.04%	\$14M
035900-KR	JYP Entertainment Corp	2.33%	0.04%	\$4M
700-HK	Tencent Holdings Ltd.	2.33%	0.58%	\$127M
YNDX-US	Yandex NV Class A	1.16%	0.00%	\$3M
WB-US	Weibo Corp. Sponsored ADR Cl..	1.16%	0.00%	\$5M
032640-KR	LG Uplus Corp	-1.16%	-0.01%	(\$2M)
MMYT-US	MakeMyTrip Ltd.	-1.16%	-0.03%	(\$3M)
TEL-PH	PLDT, Inc.	-2.33%	-0.04%	(\$3M)
MNCN-ID	PT Media Nusantara Citra Tbk	-2.33%	-0.02%	(\$2M)
030200-KR	KT Corporation	-2.33%	-0.05%	(\$18M)
532454-IN	Bharti Airtel Limited	-3.49%	-0.05%	(\$19M)
Z74-SG	Singapore Telecommunication..	-9.30%	-0.17%	(\$32M)

Largest Fund Flows, \$

Fund Name	New or Cl..	Flow
Schroder ISF - Asian Opportunit..		\$64M
iShares Tr. - MSCI All Country A..		\$17M
Fidelity Funds SICAV - Asian Equ..		\$16M
Allianz Global Investors Fund - ..		\$14M
Pictet - Asian Equities (ex-Japa..		\$12M
Syinvest Fjernosten		\$10M
Invesco Funds - Asia Opportuni..		\$7M
Swedbank Robur Asienfond		(\$8M)
JPMorgan Fund ICVC - Asia Gro..		(\$10M)
Baillie Gifford Overseas Growth ..		(\$12M)
Matthews Asian Growth & Inco..		(\$18M)
Fidelity Inv. Funds - Asia Fund		(\$23M)
BlackRock Global Funds - Asian ..		(\$33M)
Hermes Inv. Funds - Asia (ex-J..		(\$42M)

Largest Fund Level Changes in Stock Weight, %

Fund Name	Stock Name	New ..	Change
LO Funds - Asia High Conviction	Tencent Holdings Ltd.		2.83%
Waverton Inv. Fds. Plc - Asia Pacif..	Tencent Holdings Ltd.		2.80%
Invesco Funds - Asia Opportunities..	Baidu Inc Sponsored ADR..	New	2.52%
Spaengler IQAM Asia Stock	Baidu Inc Sponsored ADR..	New	2.30%
Prisma Asianavigator UI	Baidu Inc Sponsored ADR..	New	2.23%
Wellington Mgmt. Fds. (LU) - Asian..	Tencent Holdings Ltd.		2.13%
Syinvest Fjernosten	Tencent Holdings Ltd.		2.12%
BlackRock Global Funds - Asian Gr..	KT Corporation	Close	-1.83%
Spaengler IQAM Asia Stock	Singapore Telecommuni..	Close	-1.93%
BlackRock Global Funds - Asian Gr..	Singapore Telecommuni..	Close	-1.96%
Manulife Global Fund - Sustainabl..	PLDT, Inc.	Close	-2.09%
DJE - Asien	Singapore Telecommuni..	Close	-2.15%
GAM Multistock SICAV - Asia Focus..	MakeMyTrip Ltd.	Close	-2.23%
Spaengler IQAM Asia Stock	China Mobile Limited	Close	-3.22%

Aggregate Country Holding Changes

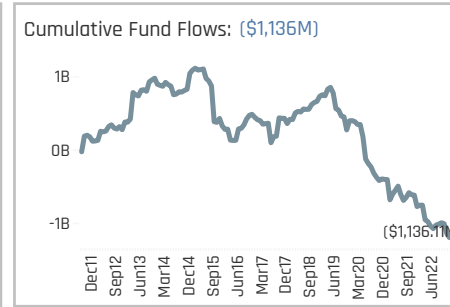
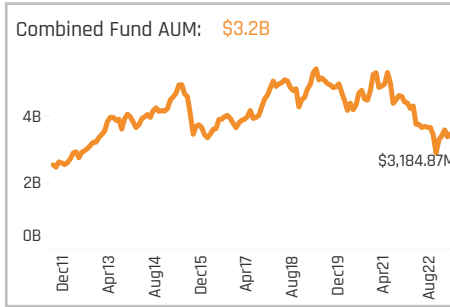
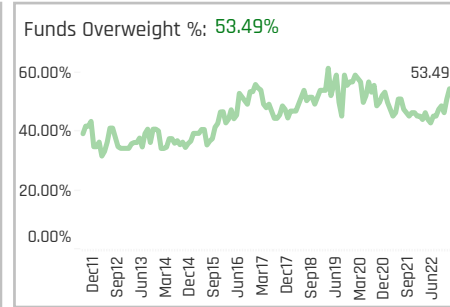
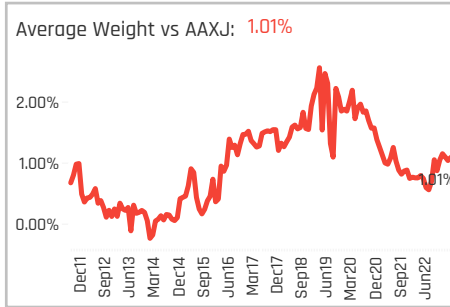
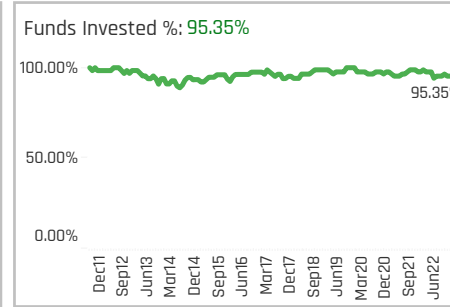
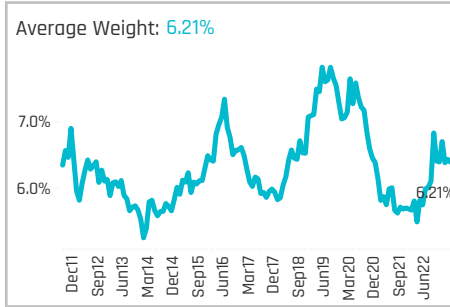
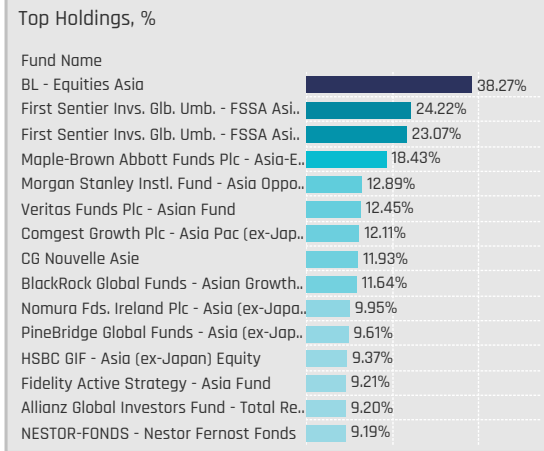
Country	Change	Flow
Thailand	3.49%	\$16M
Russia	1.16%	\$3M
Malaysia	1.16%	\$0M
United States	0.00%	\$0M
South Africa	0.00%	\$0M
Poland	0.00%	\$0M
Norway	0.00%	\$0M
South Korea	-1.16%	(\$28M)
Taiwan	-1.16%	(\$2M)
Japan	-1.16%	(\$15M)
Philippines	-2.33%	(\$6M)
Indonesia	-4.65%	(\$14M)
India	-4.65%	(\$25M)
Singapore	-9.30%	(\$32M)

Largest Changes in Fund Country Weight, %

Fund Name	New o..	Country	Change
Syinvest Fjernosten		China & HK	3.50%
Prisma Asianavigator UI		China & HK	3.28%
LO Funds - Asia High Conviction		China & HK	2.83%
Swedbank Robur Asienfond		China & HK	2.81%
Waverton Inv. Fds. Plc - Asia Pacific..		China & HK	2.80%
Invesco Funds - Asia Opportunities ..		China & HK	2.63%
Maple-Brown Abbott Funds Plc - Asi..		China & HK	2.52%
Natixis Intl. Fds. (Lux) I - Natixis Asia..	Close	Singapore	-1.72%
BlackRock Global Funds - Asian Gra..	Close	South Korea	-1.83%
Spaengler IQAM Asia Stock	Close	Singapore	-1.93%
BlackRock Global Funds - Asian Gra..	Close	Singapore	-1.96%
Manulife Global Fund - Sustainable ..	Close	Philippines	-2.09%
DJE - Asien	Close	Singapore	-2.15%
GAM Multistock SICAV - Asia Focus ..	Close	India	-2.23%

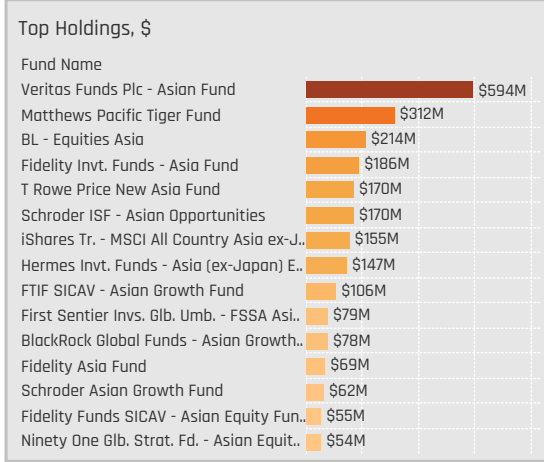
Largest Fund Level Stock Inflows/Outflows, \$

Fund Name	Stock Name	New..	Flow
Schroder ISF - Asian Opportunities	Tencent Holdings Ltd.		\$60M
Fidelity Funds SICAV - Asian Equity..	Tencent Holdings Ltd.		\$16M
Ninety One Glb. Strat. Fd. - Asian E..	Tencent Holdings Ltd.		\$14M
LO Funds - Asia High Conviction	Tencent Holdings Ltd.		\$12M
Ninety One Glb. Strat. Fd. - Asian E..	Advanced Info Service Pu..	New	\$11M
Swedbank Robur Asienfond	Baidu Inc Sponsored ADR..	New	\$11M
iShares Tr. - MSCI All Country Asia ..	Tencent Holdings Ltd.		\$10M
BlackRock Global Funds - Asian Gra..	KT Corporation	Close	(\$13M)
BlackRock Global Funds - Asian Gra..	Singapore Telecommuni..	Close	(\$13M)
Hermes Inv. Funds - Asia (ex-Japa..	China South Publishing &..		(\$14M)
Baillie Gifford Overseas Growth Fun..	Big Hit Entertainment Co...	Close	(\$14M)
Matthews Asian Growth & Income ..	Tencent Holdings Ltd.		(\$16M)
Fidelity Inv. Funds - Asia Fund	Tencent Holdings Ltd.		(\$17M)
Hermes Inv. Funds - Asia (ex-Japa..	Baidu Inc Sponsored ADR..		(\$24M)



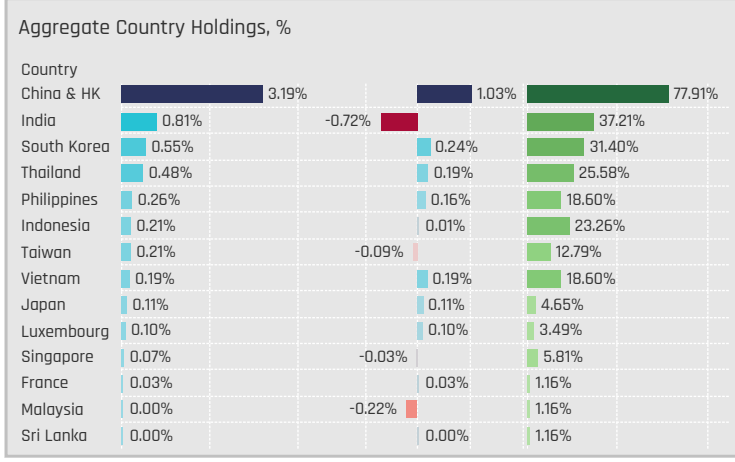
Aggregate Stock Holdings Data, Ranked by Most Widely Held.

Ticker	Stock Name	Funds Invested %	Average Weight	Vs Benchmark	Fund AUM, \$
600519-CN	Kweichow Moutai Co., Ltd. Cla..	27.91%	0.80%	0.50%	\$682M
2319-HK	China Mengniu Dairy Co., Ltd.	23.26%	0.37%	0.16%	\$284M
CPALL-TH	CP All Public Co. Ltd.	17.44%	0.27%	0.08%	\$183M
600887-CN	Inner Mongolia Yili Industrial ..	17.44%	0.29%	0.26%	\$159M
1876-HK	Budweiser Brewing Co. APAC ..	16.28%	0.23%	0.15%	\$186M
500696-IN	Hindustan Unilever Limited	15.12%	0.28%	-0.19%	\$205M
051900-KR	LG H&H Co., Ltd.	15.12%	0.19%	0.13%	\$40M
VNM-VN	Vietnam Dairy Products Corp.	13.95%	0.15%	0.15%	\$120M
291-HK	China Resources Beer (Holdin..	12.79%	0.20%	0.01%	\$120M
532424-IN	Godrej Consumer Products Li..	11.63%	0.22%	0.13%	\$70M
322-HK	Tingyi (Cayman Islands) Holdi..	10.47%	0.10%	0.06%	\$92M
1216-TW	Uni-President Enterprises Car..	10.47%	0.14%	-0.07%	\$52M
URC-PH	Universal Robina Corp.	9.30%	0.15%	0.10%	\$50M
168-HK	Tsingtao Brewery Co., Ltd. Cla..	9.30%	0.12%	0.01%	\$64M
090430-KR	Amorepacific Corp.	8.14%	0.07%	0.03%	\$29M



Top Stock Holdings, %

Fund Name	Ticker	Stock Name	Percentage
Fidelity Active Strategy - Asia Fund	600519-CN	Kweichow Moutai Co., ..	8.94%
Fidelity Asia Fund	600519-CN	Kweichow Moutai Co., ..	8.67%
Veritas Funds Plc - Asian Fund	600519-CN	Kweichow Moutai Co., ..	6.63%
GS Funds - Asia Equity Portfolio	600519-CN	Kweichow Moutai Co., ..	5.59%
HSBC GIF - Asia (ex-Japan) Equity	973-HK	L'Occitane Internation..	4.85%
First Sentier Invs. Glb. Umb. - FSSA Asi..	532424-IN	Godrej Consumer Prod..	4.73%
NESTOR-FONDS - Nestor Fernost Funds	KEEPR-PH	Keepers Holdings. Inc	4.68%
NESTOR-FONDS - Nestor Fernost Funds	ULTJ-ID	PT Ultrajaya Milk Indu..	4.52%
Wealth Invest SK Invest Far East Equit..	282330-KR	BGF retail CO., LTD.	4.38%
First Sentier Invs. Glb. Umb. - FSSA Asi..	532424-IN	Godrej Consumer Prod..	4.26%
BL - Equities Asia	600519-CN	Kweichow Moutai Co., ..	4.10%
BL - Equities Asia	2912-TW	President Chain Store..	4.07%
BL - Equities Asia	Y92-SG	Thai Beverage Public ..	4.07%
Morgan Stanley Instl. Fund - Asia Oppa..	600519-CN	Kweichow Moutai Co., ..	3.86%
BlackRock Global Funds - Asian Growth..	600887-CN	Inner Mongolia Yili Ind..	3.77%



Top Country Holdings, %

Fund Name	Country	Percentage
Morgan Stanley Instl. Fund - Asia Oppa..	China & HK	12.89%
BL - Equities Asia	China & HK	11.08%
First Sentier Invs. Glb. Umb. - FSSA Asi..	China & HK	10.42%
First Sentier Invs. Glb. Umb. - FSSA Asi..	China & HK	9.63%
BL - Equities Asia	Thailand	9.58%
Fidelity Active Strategy - Asia Fund	China & HK	8.94%
Fidelity Asia Fund	China & HK	8.67%
PineBridge Global Funds - Asia (ex-Jap..	China & HK	8.11%
Waverton Inv. Fds. Plc - Asia Pacific Fu..	China & HK	8.07%
First Sentier Invs. Glb. Umb. - FSSA Asi..	India	8.06%
Veritas Funds Plc - Asian Fund	China & HK	7.53%
First Sentier Invs. Glb. Umb. - FSSA Asi..	India	7.38%
Maple-Brown Abbott Funds Plc - Asia-E..	China & HK	7.34%
Nomura Fds. Ireland Plc - Asia (ex-Japa..	China & HK	7.27%
GS Funds - Asia Equity Portfolio	China & HK	7.11%

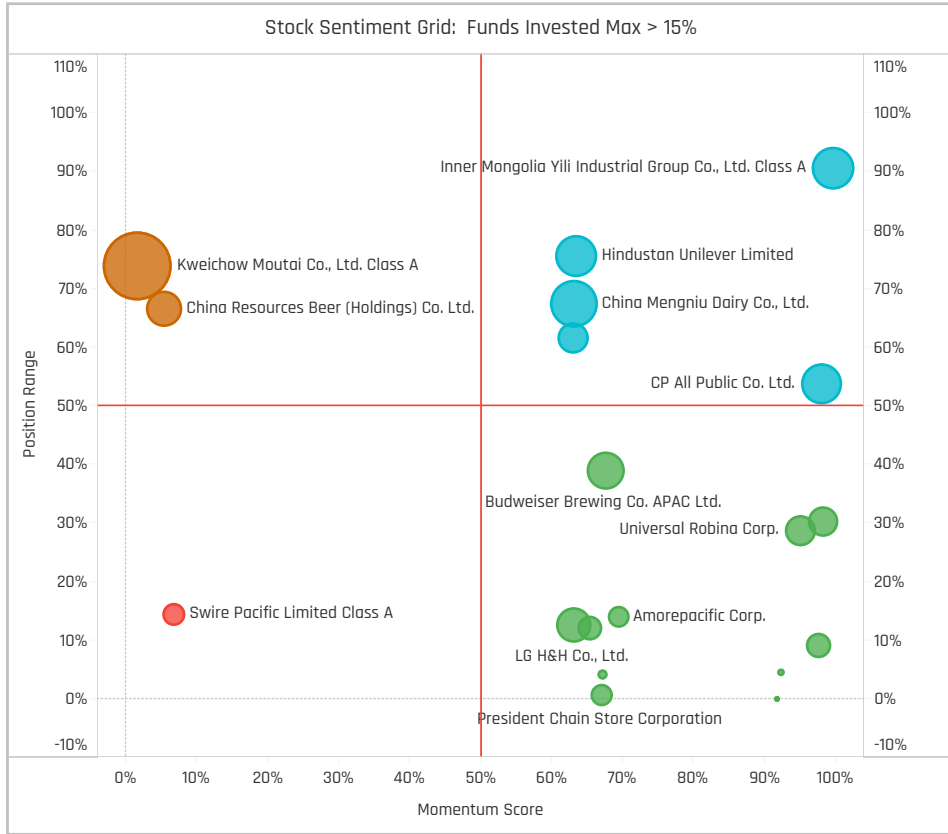
Top Stock Holdings, \$

Fund Name	Ticker	Stock Name	Amount
Veritas Funds Plc - Asian Fund	600519-CN	Kweichow Moutai Co., Lt..	\$316M
Veritas Funds Plc - Asian Fund	500696-IN	Hindustan Unilever Limit..	\$154M
Matthews Pacific Tiger Fund	291-HK	China Resources Beer (H..	\$92M
Matthews Pacific Tiger Fund	600519-CN	Kweichow Moutai Co., Lt..	\$92M
Schroder ISF - Asian Opportunities	2319-HK	China Mengniu Dairy Co...	\$87M
Schroder ISF - Asian Opportunities	1876-HK	Budweiser Brewing Co. ..	\$82M
Veritas Funds Plc - Asian Fund	500790-IN	Nestle India Ltd.	\$80M
Fidelity Asia Fund	600519-CN	Kweichow Moutai Co., Lt..	\$69M
Fidelity Inv. Funds - Asia Fund	600519-CN	Kweichow Moutai Co., Lt..	\$67M
Hermes Inv. Funds - Asia (ex-Japan) E..	322-HK	Tingyi (Cayman Islands) ..	\$64M
Fidelity Inv. Funds - Asia Fund	CPALL-TH	CP All Public Co. Ltd.	\$57M
Hermes Inv. Funds - Asia (ex-Japan) E..	600887-CN	Inner Mongolia Yili Indus..	\$56M
Fidelity Inv. Funds - Asia Fund	2319-HK	China Mengniu Dairy Co...	\$54M
Matthews Pacific Tiger Fund	VNM-VN	Vietnam Dairy Products ..	\$52M
Matthews Pacific Tiger Fund	500096-IN	Dabur India Limited	\$50M

Largest Changes in Fund Weight, %

Fund Name	New or C..	Change
Sydinvest Fjernosten		4.69%
TT International Funds Plc - Asia..		4.19%
BlackRock Global Funds - Asian ..		3.33%
Manulife Global Fund - Sustaina..		3.31%
Prisma Asianavigator UI	New	2.94%
Natixis Intl. Fds. (Lux) I - Natixis ..		1.65%
Invesco Funds - Asia Oppportuniti..		1.52%
CG Nouvelle Asie		-1.81%
Comgest Growth Plc - Asia Pac (.)		-1.99%
LO Funds - Asia High Conviction		-2.25%
SEB Asia (ex-Japan) Fund		-2.28%
Janus Henderson Asia Equity Fu..		-2.42%
Spaengler IQAM Asia Stock		-2.71%
Wellington Mgmt. Fds. (LU) - Asi..		-5.13%

Ave Wgt Δ	Funds Invested Δ	Fund Flows, \$	Av Wgt vs AAXJ Δ	Funds O/W % Δ
-0.20%	0.00%	\$0M	-0.05%	2.33%



Aggregate Stock Holdings Changes

Ticker	Stock Name	Funds Invested % Δ	Average Weight Δ	Fund Flows, \$
600887-CN	Inner Mongolia Yili Industrial G..	4.65%	0.04%	\$45M
CPALL-TH	CP All Public Co. Ltd.	2.33%	0.01%	\$2M
1876-HK	Budweiser Brewing Co. APAC L..	2.33%	-0.01%	\$27M
090430-KR	Amorepacific Corp.	2.33%	0.00%	\$22M
000858-CN	Wuliangye Yibin Co., Ltd. Class..	2.33%	0.02%	(\$3M)
TKN-TH	Taakaenoi Food & Marketing P..	2.33%	0.03%	\$2M
1216-TW	Uni-President Enterprises Corp.	1.16%	0.02%	(\$13M)
220-HK	Uni-President China Holdings L..	-1.16%	0.01%	\$1M
19-HK	Swire Pacific Limited Class A	-1.16%	-0.01%	(\$1M)
001040-KR	CJ Corporation	-1.16%	0.00%	\$0M
603605-CN	Proya Cosmetics Co., Ltd. Clas..	-1.16%	-0.01%	(\$2M)
168-HK	Tsingtao Brewery Co., Ltd. Clas..	-1.16%	-0.03%	(\$6M)
600519-CN	Kweichow Moutai Co., Ltd. Cla..	-2.33%	-0.03%	(\$55M)
002557-CN	Chacha Food Co Ltd. Class A	-2.33%	-0.02%	(\$2M)

Largest Fund Flows, \$

Fund Name	New or Cl..	Flow
T Rowe Price New Asia Fund		\$40M
Schroder ISF - Asian Opportunit..		\$30M
BlackRock Global Funds - Asian ..		\$22M
Sydinvest Fjernosten		\$14M
iShares Tr. - MSCI All Country A..		\$13M
Hermes Invt. Funds - Asia (ex-J..		\$13M
Ninety One Glb. Strat. Fd. - Asia..		\$13M
Vontobel Fund - mtx Sustainab..		(\$6M)
Nomura Fds. Ireland Plc - Asia (.)		(\$10M)
Matthews Asian Growth & Inco..		(\$12M)
LO Funds - Asia High Conviction		(\$16M)
Wellington Mgmt. Fds. (LU) - As..		(\$17M)
JPMorgan Fund ICVC - Asia Gro..		(\$20M)
Matthews Pacific Tiger Fund		(\$63M)

Largest Fund Level Changes in Stock Weight, %

Fund Name	Stock Name	New ..	Change
Prisma Asianavigator UI	ORION CORP.	New	2.94%
BlackRock Global Funds - Asian Gr..	Godrej Consumer Produc..	New	2.82%
Natixis Intl. Fds. (Lux) I - Natixis As..	Hindustan Unilever Limit..	New	2.53%
BL - Equities Asia	Osotspa Public Co. Ltd.(Al..	New	2.26%
DJE - Asien	Asahi Group Holdings,Ltd.	New	2.15%
TT International Funds Plc - Asia-P..	Inner Mongolia Yili Indust..	New	2.02%
Manulife Global Fund - Sustainabl..	China Mengniu Dairy Co., ..	New	1.67%
Danske Invest - Fjernosten KL	Kweichow Moutai Co., Lt..	Close	-1.55%
Mirabaud - Equities Asia (ex-Japan)	Hindustan Unilever Limit..	Close	-1.57%
Spaengler IQAM Asia Stock	Hindustan Unilever Limit..	Close	-1.64%
DJE - Asien	Suntory Beverage & Foo..	Close	-1.88%
Wellington Mgmt. Fds. (LU) - Asian..	Godrej Consumer Produc..	Close	-2.25%
Spaengler IQAM Asia Stock	Britannia Industries Ltd	Close	-2.30%
Wellington Mgmt. Fds. (LU) - Asian..	Tsingtao Brewery Co., Ltd..	Close	-2.81%

Aggregate Country Holding Changes

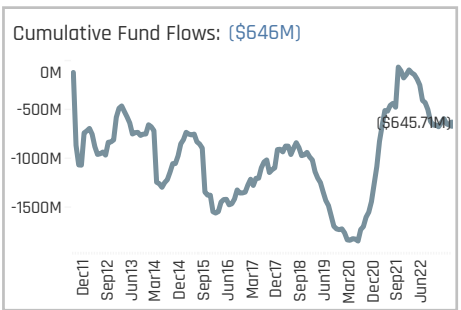
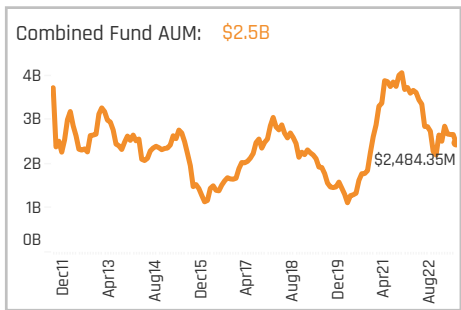
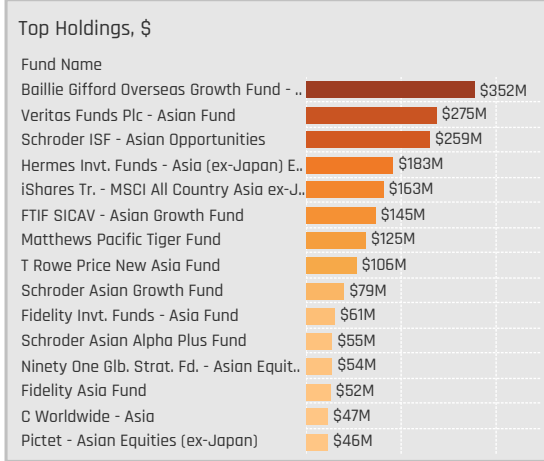
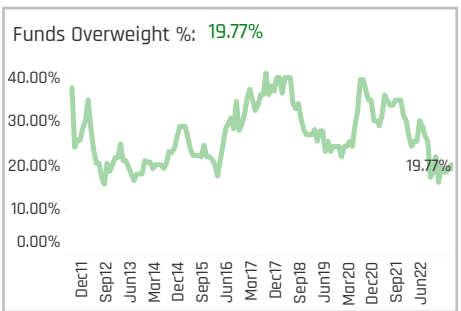
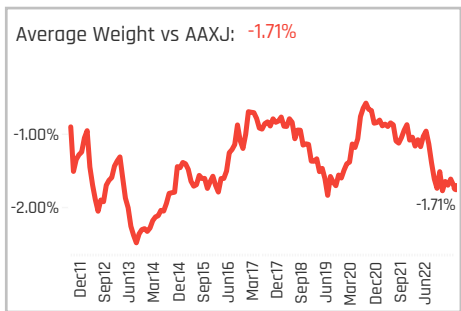
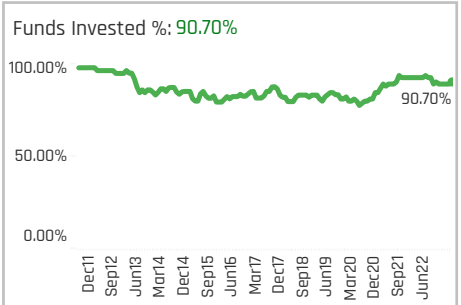
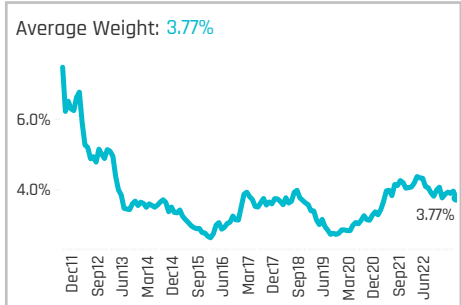
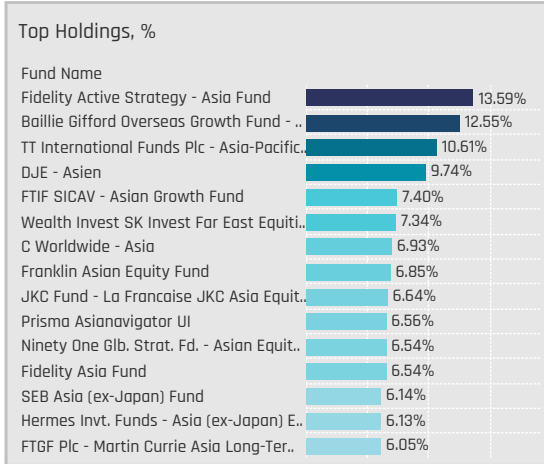
Country	Change	Fund Flows, \$
Thailand	6.98%	\$32M
South Korea	3.49%	\$21M
Indonesia	2.33%	(\$4M)
Singapore	1.16%	(\$1M)
Vietnam	0.00%	(\$7M)
United States	0.00%	
United Kingdom	0.00%	
Japan	0.00%	\$1M
India	-0.04%	(\$22M)
Germany	0.00%	
France	0.00%	(\$4M)
China & HK	-0.25%	(\$4M)
Bangladesh	0.00%	
Australia	0.00%	

Largest Changes in Fund Country Weight, %

Fund Name	New o..	Country	Change
Prisma Asianavigator UI	New	South Korea	2.94%
BlackRock Global Funds - Asian Gro..	New	India	2.82%
TT International Funds Plc - Asia-Pa..		China & HK	2.71%
Natixis Intl. Fds. (Lux) I - Natixis Asia..	New	India	2.53%
Sydinvest Fjernosten		India	1.93%
Sydinvest Fjernosten		China & HK	1.84%
Amundi Funds - Asia Equity Concent..	New	Thailand	1.76%
Mirabaud - Equities Asia (ex-Japan)		India	-1.57%
Nordea 1 - Asia ex-Japan Equity Fun..		China & HK	-1.72%
BL - Equities Asia		China & HK	-1.75%
Wellington Mgmt. Fds. (LU) - Asian ..	Close	India	-2.25%
SEB Asia (ex-Japan) Fund		China & HK	-2.43%
Wellington Mgmt. Fds. (LU) - Asian ..		China & HK	-2.89%
Spaengler IQAM Asia Stock		India	-3.94%

Largest Fund Level Stock Inflows/Outflows, \$

Fund Name	Stock Name	New..	Flow
T Rowe Price New Asia Fund	Inner Mongolia Yili Indust..	New	\$29M
Fidelity Invt. Funds - Asia Fund	CP All Public Co. Ltd.		\$26M
T Rowe Price New Asia Fund	Amorepacific Corp.	New	\$18M
Hermes Invt. Funds - Asia (ex-Japa..	Inner Mongolia Yili Indust..		\$17M
BlackRock Global Funds - Asian Gro..	Godrej Consumer Produc..	New	\$17M
Schroder ISF - Asian Opportunities	China Mengniu Dairy Co., ..		\$16M
Schroder ISF - Asian Opportunities	Budweiser Brewing Co. A..		\$15M
Wellington Mgmt. Fds. (LU) - Asian ..	Tsingtao Brewery Co., Ltd..	Close	(\$10M)
T Rowe Price New Asia Fund	CP All Public Co. Ltd.		(\$17M)
Matthews Pacific Tiger Fund	Uni-President Enterprises..		(\$17M)
Fidelity Invt. Funds - Asia Fund	China Mengniu Dairy Co., ..		(\$21M)
Matthews Pacific Tiger Fund	Dabur India Limited		(\$23M)
Matthews Pacific Tiger Fund	Kweichow Moutai Co., Lt..		(\$23M)
FTIF SICAV - Asian Growth Fund	Kweichow Moutai Co., Lt..	Close	(\$25M)

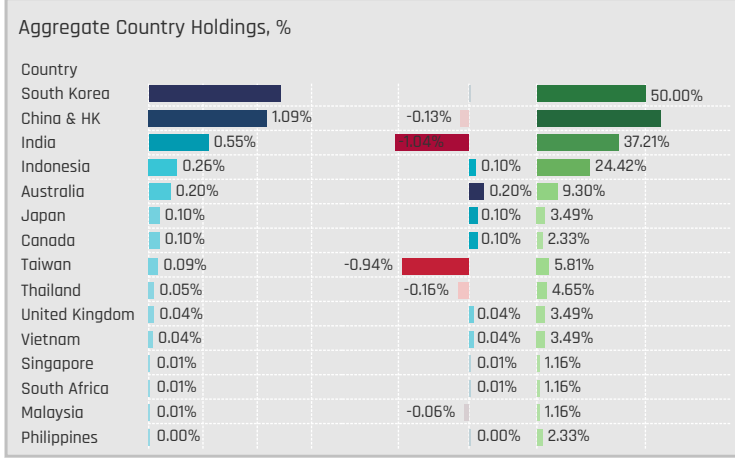


Aggregate Stock Holdings Data, Ranked by Most Widely Held.

Ticker	Stock Name	Funds Invested %	Average Weight	Vs Benchmark	Fund AUM, \$
051910-KR	LG Chem Ltd.	34.88%	0.76%	0.30%	\$572M
014680-KR	Hansol Chemical Co., Ltd	12.79%	0.24%	0.24%	\$50M
500440-IN	Hindalco Industries Limited	9.30%	0.10%	-0.02%	\$54M
2899-HK	Zijin Mining Group Co., Ltd. Cl..	9.30%	0.14%	0.00%	\$103M
002271-CN	Beijing Oriental Yuhong Wate..	8.14%	0.12%	0.12%	\$41M
512070-IN	UPL Limited	6.98%	0.12%	0.04%	\$14M
1772-HK	Ganfeng Lithium Group Co., Lt..	6.98%	0.08%	0.04%	\$14M
MDKA-ID	PT Merdeka Copper Gold Tbk	5.81%	0.06%	0.01%	\$69M
BZ-US	Kanzhun Ltd. Sponsored ADR	5.81%	0.04%	-0.01%	\$37M
AVIA-ID	PT Avia Avian Tbk	5.81%	0.04%	0.04%	\$31M
914-HK	Anhui Conch Cement Compan..	5.81%	0.06%	0.00%	\$12M
300285-CN	Shandong Sinocera Functiona..	5.81%	0.04%	0.04%	\$74M
SMGR-ID	PT Semen Indonesia (Persero)..	4.65%	0.04%	0.01%	\$32M
532538-IN	UltraTech Cement Limited	4.65%	0.05%	-0.12%	\$46M
3323-HK	China National Building Mater..	4.65%	0.03%	-0.01%	\$18M

Top Stock Holdings, %

Fund Name	Ticker	Stock Name	Weight
Fidelity Active Strategy - Asia Fund	FNV-CA	Franco-Nevada Corpor..	5.78%
Comgest Growth Plc - Asia Pac (ex-Jap..	051910-KR	LG Chem Ltd.	5.47%
CG Nouvelle Asie	051910-KR	LG Chem Ltd.	5.40%
JKC Fund - La Francaise JKC Asia Equit..	014680-KR	Hansol Chemical Co., L..	4.96%
DJE - Asien	148-HK	Kingboard Holdings Li..	4.38%
EPIC Funds Plc - Oriental Focus Fund	9958-TW	Century Iron & Steel I..	4.10%
Wealth Invest SK Invest Far East Equit..	512070-IN	UPL Limited	4.01%
FTGF Plc - Martin Currie Asia Long-Ter..	051910-KR	LG Chem Ltd.	3.66%
Fidelity Asia Fund	603737-CN	SKSHU Paint Co., Ltd. ..	3.56%
First Sentier Invs. Glob. Umb. - FSSA Asi..	4612-JP	Nippon Paint Holdings..	3.56%
Fidelity Active Strategy - Asia Fund	002271-CN	Beijing Oriental Yuhon..	3.56%
Wealth Invest SK Invest Far East Equit..	014680-KR	Hansol Chemical Co., L..	3.33%
NESTOR-FONDS - Nestor Fernost Funds	3983-HK	China BlueChemical Lt..	3.16%
DJE - Asien	1888-HK	Kingboard Laminates ..	3.16%
First Sentier Invs. Glob. Umb. - FSSA Asi..	4612-JP	Nippon Paint Holdings..	3.10%



Top Country Holdings, %

Fund Name	Country	Weight
Fidelity Active Strategy - Asia Fund	Canada	7.87%
DJE - Asien	China & HK	7.54%
TT International Funds Plc - Asia-Pacific..	South Korea	6.95%
Fidelity Asia Fund	China & HK	6.54%
FTGF Plc - Martin Currie Asia Long-Ter..	South Korea	6.05%
Fidelity Active Strategy - Asia Fund	China & HK	5.72%
Comgest Growth Plc - Asia Pac (ex-Jap..	South Korea	5.47%
CG Nouvelle Asie	South Korea	5.40%
SEB Asia (ex-Japan) Fund	India	5.20%
Baillie Gifford Overseas Growth Fund - ..	China & HK	5.18%
JKC Fund - La Francaise JKC Asia Equit..	South Korea	4.96%
Hermes Invt. Funds - Asia (ex-Japan) E..	South Korea	4.76%
Invesco Funds - Asia Opportunities Equ..	China & HK	4.11%
EPIC Funds Plc - Oriental Focus Fund	Taiwan	4.10%
Prisma Asianavigator UI	China & HK	4.02%

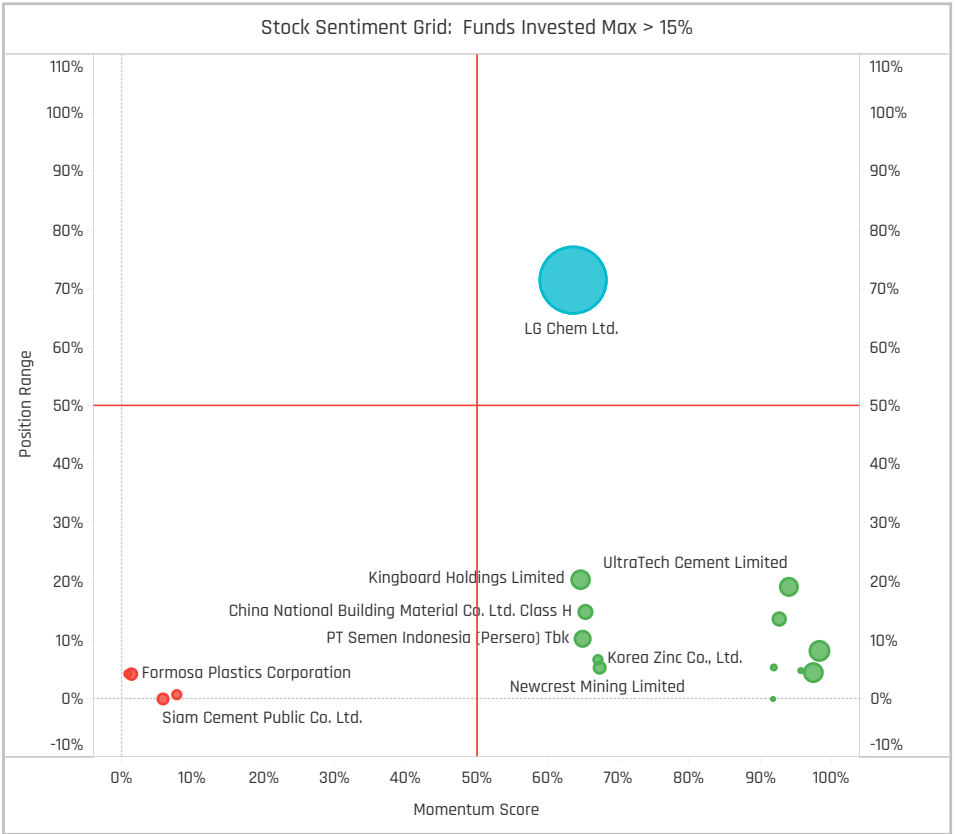
Top Stock Holdings, \$

Fund Name	Ticker	Stock Name	Value
Schroder ISF - Asian Opportunities	051910-KR	LG Chem Ltd.	\$157M
Veritas Funds Plc - Asian Fund	051910-KR	LG Chem Ltd.	\$147M
Veritas Funds Plc - Asian Fund	500820-IN	Asian Paints Ltd.	\$128M
Schroder ISF - Asian Opportunities	RIO-GB	Rio Tinto plc	\$101M
Matthews Pacific Tiger Fund	500331-IN	Pidilite Industries Limited	\$80M
Baillie Gifford Overseas Growth Fund - ..	MDKA-ID	PT Merdeka Copper Gold..	\$65M
Baillie Gifford Overseas Growth Fund - ..	2899-HK	Zijin Mining Group Co., Lt..	\$63M
Baillie Gifford Overseas Growth Fund - ..	1208-HK	MMG Ltd.	\$62M
Hermes Invt. Funds - Asia (ex-Japan) E..	005490-..	POSCO Holdings Inc.	\$48M
FTIF SICAV - Asian Growth Fund	051910-KR	LG Chem Ltd.	\$48M
T Rowe Price New Asia Fund	051910-KR	LG Chem Ltd.	\$47M
Matthews Pacific Tiger Fund	300285-..	Shandong Sinocera Fun..	\$45M
Schroder Asian Growth Fund	051910-KR	LG Chem Ltd.	\$43M
Hermes Invt. Funds - Asia (ex-Japan) E..	004000-..	LOTTE Fine Chemical Co.,...	\$39M
Baillie Gifford Overseas Growth Fund - ..	500295-IN	Vedanta Limited	\$36M

Largest Changes in Fund Weight, %

Fund Name	New or C..	Weight Change
BL - Equities Asia	New	2.48%
Nomura Fds. Ireland Plc - Asia (e..	New	2.11%
FTGF Plc - Martin Currie Asia Lon..		1.84%
Carnegie Asia		1.83%
DJE - Asien		1.32%
Alquity SICAV - Asia Fund		1.21%
Robeco Capital Gr. Fds. - Asian S..		1.20%
Fidelity Asia Fund		-2.20%
FTIF SICAV - Asian Growth Fund		-2.44%
Wellington Mgmt. Fds. (LU) - Asi..	Close	-2.56%
Franklin Asian Equity Fund		-2.56%
AB FCP I - Asia (ex-Japan) Equit..		-2.67%
Manulife Global Fund - Sustaina..		-3.87%
Prisma Asianavigator UI		-5.44%

Ave Wgt Δ	Funds Invested Δ	Fund Flows, \$	Av Wgt vs AAXJ Δ	Funds O/W % Δ
-0.31%	0.00%	\$7M	-0.22%	-2.33%



Aggregate Stock Holdings Changes

Ticker	Stock Name	Funds Invested % Δ	Average Weight Δ	Fund Flows, \$
MDKA-ID	PT Merdeka Copper Gold Tbk	2.33%	0.01%	(\$4M)
BZ-US	Kanzhun Ltd. Sponsored ADR	2.33%	0.00%	\$1M
914-HK	Anhui Conch Cement Compan..	2.33%	0.01%	\$4M
WPM-CA	Wheaton Precious Metals Corp	1.16%	0.02%	\$1M
TOA-TH	TOA Paint (Thailand) Public Co..	1.16%	0.03%	\$14M
NIKL-PH	Nickel Asia Corp.	1.16%	0.00%	\$1M
HPG-VN	Hoa Phat Group JSC	1.16%	0.03%	\$36M
INTP-ID	PT Indocement Tunggul Prakar..	-2.33%	-0.02%	(\$22M)
EPG-TH	Eastern Polymer Group Public ..	-2.33%	-0.03%	(\$2M)
500820-IN	Asian Paints Ltd.	-2.33%	-0.03%	(\$2M)
1301-TW	Formosa Plastics Corporation	-2.33%	-0.05%	(\$25M)
5183-MY	PETRONAS Chemicals Group B..	-3.49%	-0.04%	(\$13M)
002812-CN	Yunnan Energy New Material ..	-3.49%	-0.03%	(\$1M)
1772-HK	Ganfeng Lithium Group Co., Lt..	-4.65%	-0.05%	(\$8M)

Largest Fund Flows, \$

Fund Name	New or Cl..	Flow
Schroder ISF - Asian Opportunit..		\$40M
T Rowe Price New Asia Fund		\$27M
iShares Tr. - MSCI All Country A..		\$17M
BL - Equities Asia	New	\$14M
Pictet - Asian Equities (ex-Japa..		\$7M
DJE - Asien		\$7M
Nomura Fds. Ireland Plc - Asia (..	New	\$7M
LO Funds - Asia High Conviction		(\$6M)
C Worldwide - Asia		(\$6M)
Matthews Pacific Tiger Fund		(\$7M)
Wellington Mgmt. Fds. (LU) - As..	Close	(\$9M)
Ninety One Glob. Strat. Fd. - Asia..		(\$12M)
Baillie Giffard Overseas Growth ..		(\$25M)
FTIF SICAV - Asian Growth Fund		(\$50M)

Largest Fund Level Changes in Stock Weight, %

Fund Name	Stock Name	New ..	Weight Change
BL - Equities Asia	TDA Paint (Thailand) Publ..	New	2.48%
Fidelity Active Strategy - Asia Fund	Wheaton Precious Metals..	New	2.09%
FTGF Plc - Martin Currie Asia Long..	Hansol Chemical Co., Ltd		1.93%
BlackRock Global Funds - Asian Gr..	Hansol Chemical Co., Ltd	New	1.83%
Robeco Capital Gr. Fds. - Asian Sta..	LG Chem Ltd Pfd Registe..	New	1.43%
SEB Asia (ex-Japan) Fund	JSW Steel Limited	New	1.43%
Carnegie Asia	Anhui Conch Cement Co..	New	1.35%
Manulife Global Fund - Sustainabl..	Eastern Polymer Group P..	Close	-1.50%
Natixis Intl. Fds. (Lux) I - Natixis As..	Asian Paints Ltd.	Close	-1.50%
Polar Capital Funds Plc - Asian Sta..	Mineral Resources Limited	Close	-1.54%
Janus Henderson Asia Equity Fund	BHP Group Ltd	Close	-1.62%
TT International Funds Plc - Asia-P..	SKC Co., Ltd.	Close	-2.12%
BlackRock Global Funds - Asian Gr..	Formosa Plastics Corpora..	Close	-3.42%
Prisma Asianavigator UI	Rio Tinto plc	Close	-4.69%

Aggregate Country Holding Changes

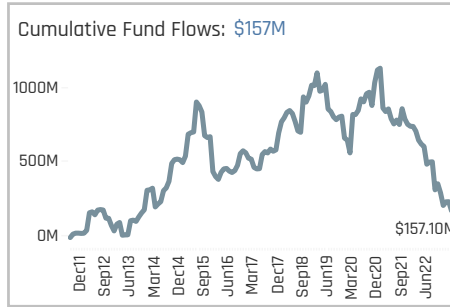
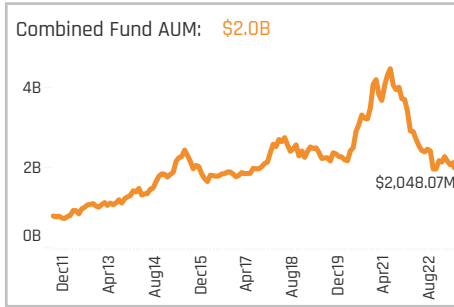
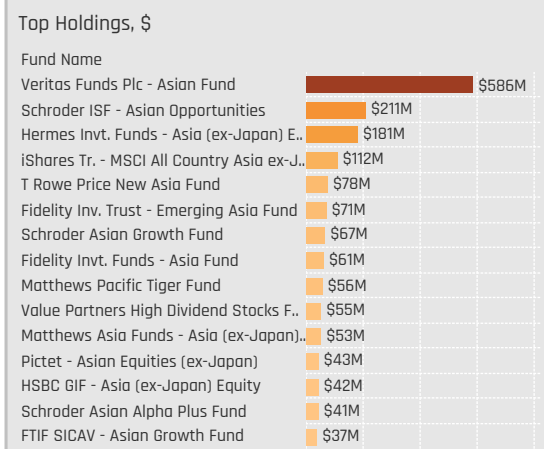
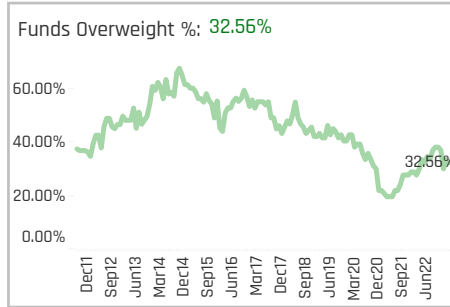
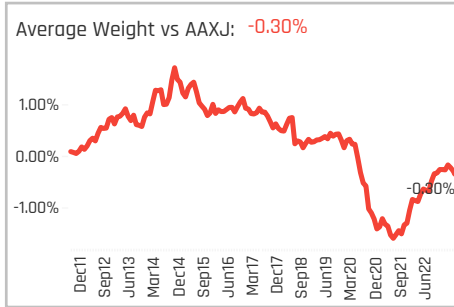
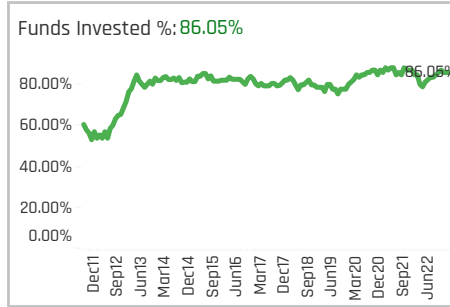
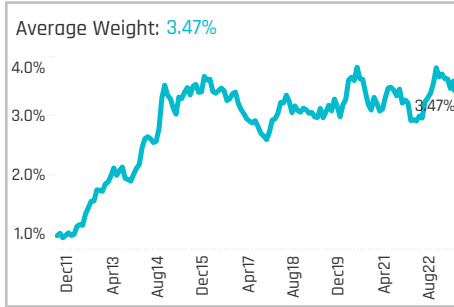
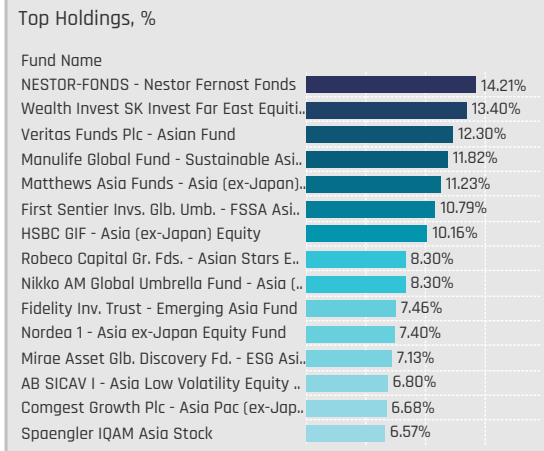
Country	Weight Change	Fund Flows, \$
Indonesia	3.49%	(\$26M)
India	1.16%	(\$2M)
Vietnam	1.16%	\$36M
Philippines	1.16%	\$1M
Japan	1.16%	\$4M
United States	0.00%	
South Korea	0.00%	\$44M
Bangladesh	0.00%	
Australia	0.00%	(\$6M)
United Kingdom	-1.16%	\$0M
Taiwan	-3.49%	(\$25M)
Malaysia	-3.49%	(\$13M)
China & HK	-4.65%	\$1M
Thailand	-4.65%	(\$6M)

Largest Changes in Fund Country Weight, %

Fund Name	New a..	Country	Weight Change
SEB Asia (ex-Japan) Fund	New	India	3.01%
BL - Equities Asia	New	Thailand	2.48%
DJE - Asien	New	Japan	2.21%
FTGF Plc - Martin Currie Asia Long-T..		South Korea	1.84%
BlackRock Global Funds - Asian Gro..	New	South Korea	1.83%
Robeco Capital Gr. Fds. - Asian Star..	New	South Korea	1.43%
Carnegie Asia	New	China & HK	1.35%
Morgan Stanley Invnt. Fds. - Sustain..		India	-1.52%
SEB Asia (ex-Japan) Fund		China & HK	-1.54%
Polar Capital Funds Plc - Asian Star..		Australia	-1.67%
Fidelity Asia Fund		China & HK	-2.20%
Wellington Mgmt. Fds. (LU) - Asian ..	Close	China & HK	-2.56%
BlackRock Global Funds - Asian Gro..	Close	Taiwan	-3.42%
Prisma Asianavigator UI	Close	United Kingdom	-4.69%

Largest Fund Level Stock Inflows/Outflows, \$

Fund Name	Stock Name	New..	Flow
Schroder ISF - Asian Opportunities	LG Chem Ltd.		\$34M
T Rowe Price New Asia Fund	Hoa Phat Group JSC	New	\$31M
BL - Equities Asia	TOA Paint (Thailand) Publ..	New	\$14M
BlackRock Global Funds - Asian Gro..	Hansol Chemical Co., Ltd	New	\$12M
Hermes Invnt. Funds - Asia (ex-Japa..	Kumho Petrochemical Co..		\$11M
Ninety One Glob. Strat. Fd. - Asian E..	BHP Group Ltd	New	\$9M
Baillie Giffard Overseas Growth Fun..	Nickel Mines Ltd.		\$9M
FTIF SICAV - Asian Growth Fund	LG Chem Ltd.		(\$10M)
Ninety One Glob. Strat. Fd. - Asian E..	IGO Limited	Close	(\$11M)
Baillie Giffard Overseas Growth Fun..	Sk ie Technology Co., Ltd.	Close	(\$11M)
Matthews Pacific Tiger Fund	Pidilite Industries Limited		(\$14M)
FTIF SICAV - Asian Growth Fund	Siam Cement Public Co. ..	Close	(\$16M)
FTIF SICAV - Asian Growth Fund	PT Indocement Tunggul P..	Close	(\$22M)
BlackRock Global Funds - Asian Gro..	Formosa Plastics Corpora..	Close	(\$24M)

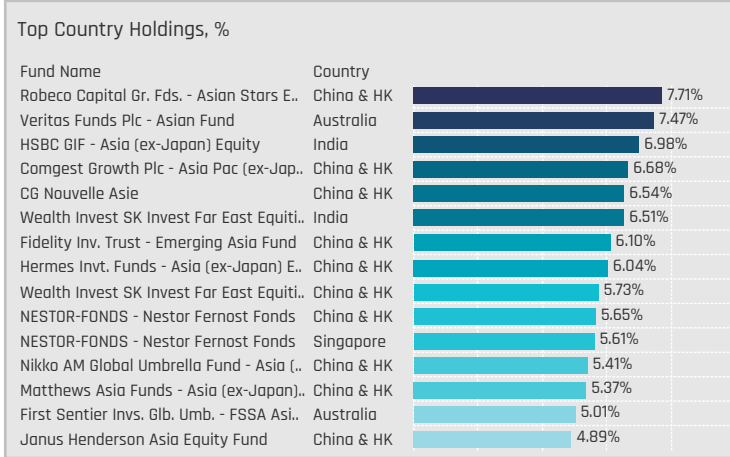
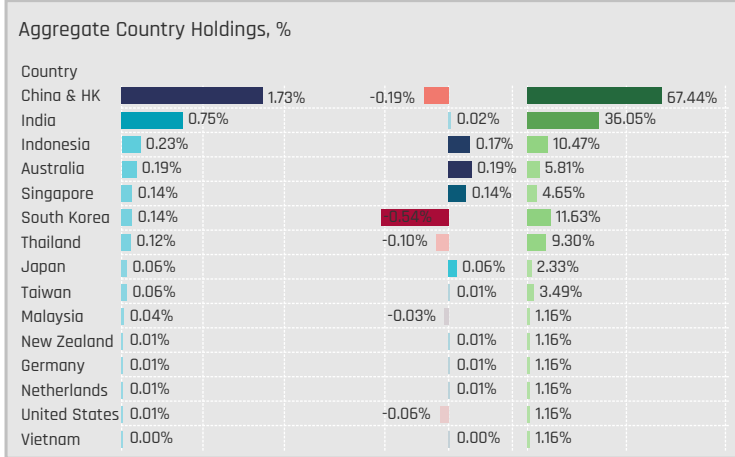


Aggregate Stock Holdings Data, Ranked by Most Widely Held.

Ticker	Stock Name	Funds Invested %	Average Weight	Vs Benchmark	Fund AUM, \$
300760-CN	Shenzhen Mindray Bio-Medic..	24.42%	0.28%	0.22%	\$74M
2269-HK	Wuxi Biologics (Cayman) Inc.	23.26%	0.23%	-0.10%	\$172M
508869-IN	Apollo Hospitals Enterprise Li..	12.79%	0.23%	0.13%	\$400M
2359-HK	WuXi AppTec Co., Ltd. Class H	12.79%	0.11%	0.06%	\$25M
BDMS-TH	Bangkok Dusit Medical Servic..	9.30%	0.10%	-0.04%	\$31M
207940-KR	SAMSUNG BIOLOGICS Co., Ltd.	9.30%	0.12%	-0.07%	\$19M
1093-HK	CSPC Pharmaceutical Group L..	9.30%	0.10%	-0.04%	\$39M
1066-HK	Shandong Weigao Group Med..	8.14%	0.19%	0.12%	\$68M
KLBF-ID	PT Kalbe Farma Tbk	6.98%	0.12%	0.07%	\$30M
524715-IN	Sun Pharmaceutical Industrie..	6.98%	0.05%	-0.15%	\$12M
603882-CN	Guangzhou Kingmed Diagnos..	5.81%	0.04%	0.03%	\$67M
600276-CN	Jiangsu Hengrui Pharmaceuti..	5.81%	0.06%	0.02%	\$6M
543220-IN	Max Healthcare Institute Ltd	5.81%	0.09%	0.09%	\$94M
1177-HK	Sino Biopharmaceutical Limit..	5.81%	0.04%	-0.04%	\$9M
CSL-AU	CSL Limited	4.65%	0.16%	0.16%	\$259M

Top Stock Holdings, %

Fund Name	Ticker	Stock Name	Percentage
NESTOR-FONDS - Nestor Fernost Funds	BSL-SG	Raffles Medical Group ..	5.61%
HSBC GIF - Asia (ex-Japan) Equity	532296-IN	Glenmark Pharmaceut..	5.42%
Veritas Funds Plc - Asian Fund	CSL-AU	CSL Limited	5.35%
First Sentier Invs. Glob. Umb. - FSSA Asi..	CSL-AU	CSL Limited	5.01%
Wealth Invest SK Invest Far East Equiti..	1530-HK	3SBio, Inc.	4.66%
NESTOR-FONDS - Nestor Fernost Funds	1830-HK	Perfect Medical Healt..	4.52%
JKC Fund - La Francaise JKC Asia Equit..	HEAL-ID	PT Medikalka Hermin..	3.99%
AB SICAV I - Asia Low Volatility Equity ..	2269-HK	Wuxi Biologics (Caym..	3.78%
Comgest Growth Plc - Asia Pac (ex-Jap..	1066-HK	Shandong Weigao Gro..	3.65%
BL - Equities Asia	KLBF-ID	PT Kalbe Farma Tbk	3.63%
CG Nouvelle Asie	1066-HK	Shandong Weigao Gro..	3.61%
Value Partners High Dividend Stocks F..	1099-HK	Sinopharm Group Co., ..	3.60%
Robeco Capital Gr. Fds. - Asian Stars E..	1066-HK	Shandong Weigao Gro..	3.37%
Hermes Invt. Funds - Asia (ex-Japan) E..	1099-HK	Sinopharm Group Co., ..	3.24%
Wealth Invest SK Invest Far East Equiti..	543350-IN	Vijaya Diagnostic Cent..	3.18%



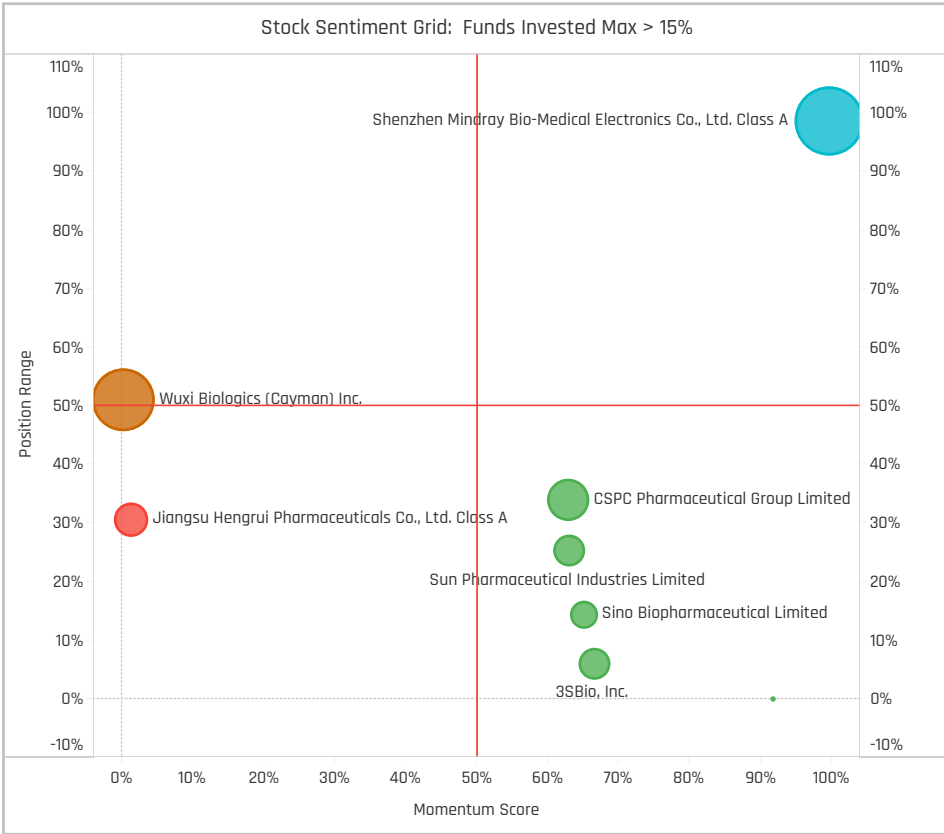
Top Stock Holdings, \$

Fund Name	Ticker	Stock Name	Amount
Veritas Funds Plc - Asian Fund	CSL-AU	CSL Limited	\$255M
Schroder ISF - Asian Opportunities	508869-IN	Apollo Hospitals Enterpri..	\$153M
Veritas Funds Plc - Asian Fund	508869-IN	Apollo Hospitals Enterpri..	\$130M
Veritas Funds Plc - Asian Fund	COH-AU	Cochlear Limited	\$101M
Hermes Invt. Funds - Asia (ex-Japan) E..	1099-HK	Sinopharm Group Co., Lt..	\$97M
Veritas Funds Plc - Asian Fund	543220-IN	Max Healthcare Institute..	\$58M
Schroder ISF - Asian Opportunities	2269-HK	Wuxi Biologics (Cayman)..	\$58M
Value Partners High Dividend Stocks F..	1099-HK	Sinopharm Group Co., Lt..	\$55M
Hermes Invt. Funds - Asia (ex-Japan) E..	000538-..	Yunnan Baiyao Group Co..	\$50M
Schroder Asian Growth Fund	508869-IN	Apollo Hospitals Enterpri..	\$43M
Veritas Funds Plc - Asian Fund	603882-..	Guangzhou Kingmed Dia..	\$42M
T Rowe Price New Asia Fund	1066-HK	Shandong Weigao Gro..	\$42M
Hermes Invt. Funds - Asia (ex-Japan) E..	3692-HK	Hansoh Pharmaceutical ..	\$34M
Schroder Asian Alpha Plus Fund	508869-IN	Apollo Hospitals Enterpri..	\$32M
Matthews Pacific Tiger Fund	1093-HK	CSPC Pharmaceutical Gr..	\$29M

Largest Changes in Fund Weight, %

Fund Name	New or C..	Change
GAM Multistock SICAV - Asia Foc..		4.05%
Manulife Global Fund - Sustaina..		2.72%
Janus Henderson Asia Equity Fu..		1.85%
Robeco Capital Gr. Fds. - Asian S..		1.30%
Value Partners High Dividend St..		0.89%
HSBC GIF - Asia (ex-Japan) Equi..		0.88%
Comgest Growth Plc - Asia Pac (.		0.72%
Fidelity Inv. Trust - Emerging Asi..		-1.61%
T Rowe Price New Asia Fund		-1.73%
Ninety One Glb. Strat. Fd. - Asia..		-1.73%
RBC Funds (Lux) - Asia ex-Japan..		-1.74%
T. Rowe Price Funds SICAV - Asi..		-1.74%
Natixis Intl. Fds. (Lux) I - Natixis ..		-2.87%
Sydinvest Fjernosten		-3.48%

Ave Wgt Δ	Funds Invested Δ	Fund Flows, \$	Av Wgt vs AAXJ Δ	Funds O/W % Δ
-0.21%	-1.16%	(\$136M)	-0.06%	-4.65%



Aggregate Stock Holdings Changes

Ticker	Stock Name	Funds Invested % Δ	Average Weight Δ	Fund Flows, \$
300760-CN	Shenzhen Mindray Bio-Medical..	4.65%	0.04%	\$15M
KLBF-ID	PT Kalbe Farma Tbk	3.49%	0.03%	(\$2M)
603982-CN	Guangzhou Kingmed Diagnosti..	2.33%	0.02%	\$1M
300015-CN	Aier Eye Hospital Group Co., Lt..	2.33%	0.02%	\$1M
722-HK	UMP Healthcare Holdings Limit..	1.16%	0.01%	\$0M
524804-IN	Aurobindo Pharma Ltd	1.16%	0.01%	\$1M
300677-CN	Intco Medical Technology Co., ..	1.16%	0.00%	\$0M
091990-KR	Celltrion Healthcare Co., Ltd..	-1.16%	0.00%	\$0M
048260-KR	Osstem Implant Co., Ltd.	-1.16%	-0.01%	(\$1M)
6821-HK	Asymchem Laboratories (Tianji..	-2.33%	-0.01%	(\$1M)
6606-HK	New Horizon Health Limited	-2.33%	0.01%	(\$14M)
3347-HK	Hangzhou Tigermed Consultin..	-2.33%	-0.01%	(\$7M)
600276-CN	Jiangsu Hengrui Pharmaceutic..	-3.49%	-0.02%	(\$47M)
2269-HK	Wuxi Biologics (Cayman) Inc.	-4.65%	-0.12%	(\$64M)

Largest Fund Flows, \$

Fund Name	New or Cl..	Flow
Schroder ISF - Asian Opportunit..		\$19M
Hermes Inv. Funds - Asia (ex-J..		\$13M
iShares Tr. - MSCI All Country A..		\$11M
GAM Multistock SICAV - Asia Fo..		\$7M
Allianz Global Investors Fund - ..		\$5M
Fidelity Asia Fund		\$4M
Swedbank Robur Asienfond		\$3M
Fidelity Inv. Trust - Emerging As..		(\$11M)
T. Rowe Price Funds SICAV - Asi..		(\$12M)
Ninety One Glb. Strat. Fd. - Asia..		(\$20M)
FTIF SICAV - Asian Growth Fund		(\$21M)
Fidelity Inv. Funds - Asia Fund		(\$24M)
Matthews Pacific Tiger Fund		(\$33M)
T Rowe Price New Asia Fund		(\$60M)

Largest Fund Level Changes in Stock Weight, %

Fund Name	Stock Name	New ..	Change
Robeco Capital Gr. Fds. - Asian Sta..	China Resources Pharma..		2.07%
Janus Henderson Asia Equity Fund	Shenzhen Mindray Bio-M..	New	1.99%
Janus Henderson Asia Equity Fund	New Horizon Health Limit..		1.60%
Manulife Global Fund - Sustainabl..	PT Kalbe Farma Tbk	New	1.44%
HSBC GIF - Asia (ex-Japan) Equity	Glenmark Pharmaceutica..		1.42%
GAM Multistock SICAV - Asia Focus..	Guangzhou Kingmed Dia..	New	1.33%
SEB Asia (ex-Japan) Fund	Dr. Reddy's Laboratories ..		1.29%
FTFG Plc - Martin Currie Asia Long..	CSPPC Pharmaceutical Gro..		-1.21%
Natixis Intl. Fds. (Lux) I - Natixis As..	Wuxi Biologics (Cayman) ..	Close	-1.29%
Ninety One Glb. Strat. Fd. - Asian E..	Sino Biopharmaceutical L..	Close	-1.37%
Carnegie Asia	Sun Pharmaceutical Indu..	Close	-1.45%
Spaengler IQAM Asia Stock	PT Industri Jamu dan Far..	Close	-1.55%
SEB Asia (ex-Japan) Fund	Sun Pharmaceutical Indu..		-1.81%
Sydinvest Fjernosten	CSPPC Pharmaceutical Gro..	Close	-2.50%

Aggregate Country Holding Changes

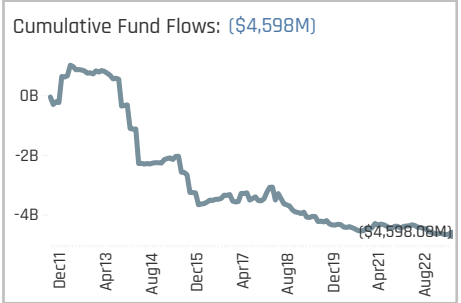
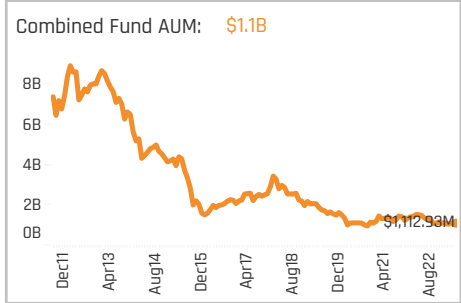
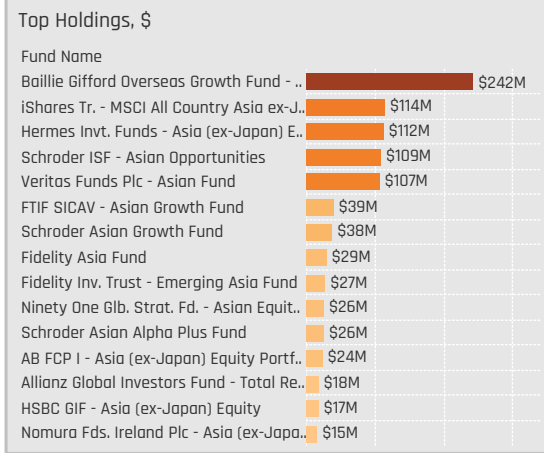
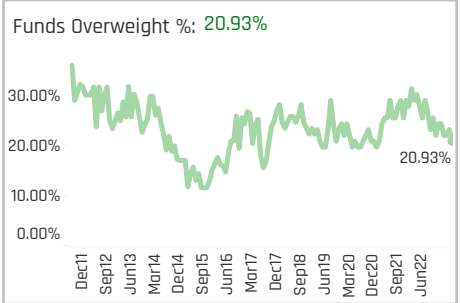
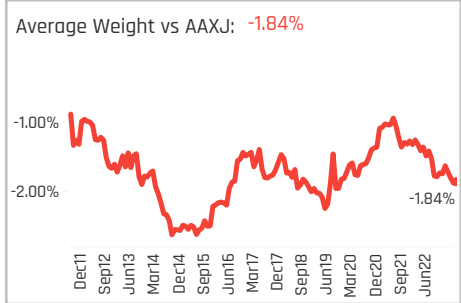
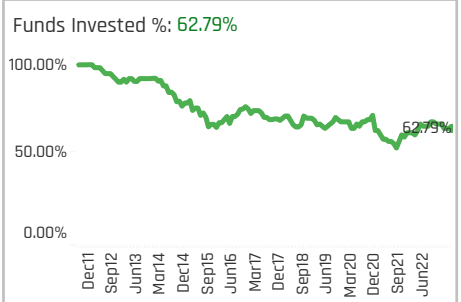
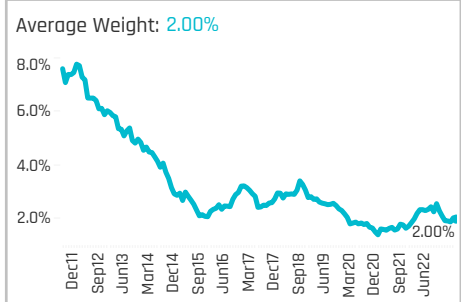
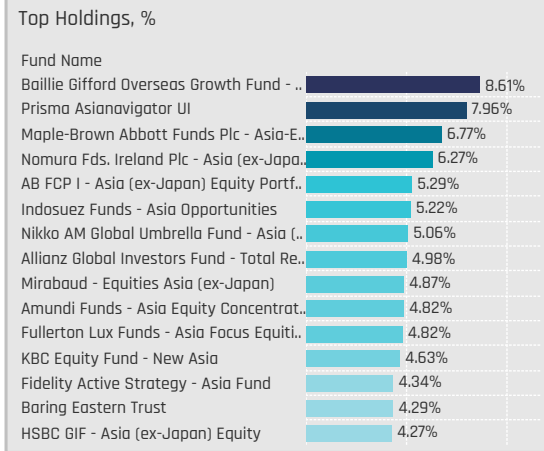
Country	Change	Flow
Vietnam	0.00%	\$0M
United States	0.00%	\$0M
United Kingdom	0.00%	\$0M
Thailand	0.00%	\$1M
Taiwan	0.00%	\$2M
Switzerland	0.00%	\$0M
South Korea	0.00%	\$2M
Germany	0.00%	\$0M
Finland	0.00%	\$0M
China & HK	-0.19%	(\$169M)
Cayman Islands	0.00%	\$0M
Bangladesh	0.00%	\$0M
Australia	-1.16%	\$0M
India	-1.16%	\$30M

Largest Changes in Fund Country Weight, %

Fund Name	New o..	Country	Change
GAM Multistock SICAV - Asia Focus ..	New	China & HK	3.70%
Robeco Capital Gr. Fds. - Asian Star..		China & HK	2.00%
Janus Henderson Asia Equity Fund		China & HK	1.85%
HSBC GIF - Asia (ex-Japan) Equity		India	1.72%
Manulife Global Fund - Sustainable ..		China & HK	1.65%
Manulife Global Fund - Sustainable ..	New	Indonesia	1.44%
FTIF SICAV - Asian Growth Fund		India	1.07%
Natixis Intl. Fds. (Lux) I - Natixis Asia..		China & HK	-1.70%
T Rowe Price New Asia Fund		China & HK	-1.73%
T. Rowe Price Funds SICAV - Asian e..		China & HK	-1.74%
FTIF SICAV - Asian Growth Fund		China & HK	-1.75%
Fidelity Inv. Trust - Emerging Asia F..		China & HK	-1.83%
Sydinvest Fjernosten		China & HK	-2.00%
Ninety One Glb. Strat. Fd. - Asian Eq..	Close	China & HK	-2.04%

Largest Fund Level Stock Inflows/Outflows, \$

Fund Name	Stock Name	New..	Flow
Hermes Inv. Funds - Asia (ex-Japa..	Yunnan Baiyao Group Co...		\$17M
FTIF SICAV - Asian Growth Fund	Torrent Pharmaceuticals ..	New	\$11M
Schroder ISF - Asian Opportunities	Wuxi Biologics (Cayman) ..		\$10M
Schroder ISF - Asian Opportunities	Apollo Hospitals Enterpri..		\$9M
FTIF SICAV - Asian Growth Fund	Apollo Hospitals Enterpri..		\$8M
iShares Tr. - MSCI All Country Asia ..	BeiGene Ltd		\$6M
Allianz Global Investors Fund - Tota..	WuXi AppTec Co., Ltd. Cla..		\$5M
Ninety One Glb. Strat. Fd. - Asian E..	Sino Biopharmaceutical L..	Close	(\$12M)
FTIF SICAV - Asian Growth Fund	Wuxi Biologics (Cayman) ..		(\$16M)
T Rowe Price New Asia Fund	Jiangsu Hengrui Pharma..	Close	(\$18M)
T Rowe Price New Asia Fund	Wuxi Biologics (Cayman) ..		(\$19M)
Fidelity Inv. Funds - Asia Fund	Wuxi Biologics (Cayman) ..		(\$21M)
FTIF SICAV - Asian Growth Fund	Jiangsu Hengrui Pharma..	Close	(\$25M)
Matthews Pacific Tiger Fund	CSPPC Pharmaceutical Gro..		(\$63M)

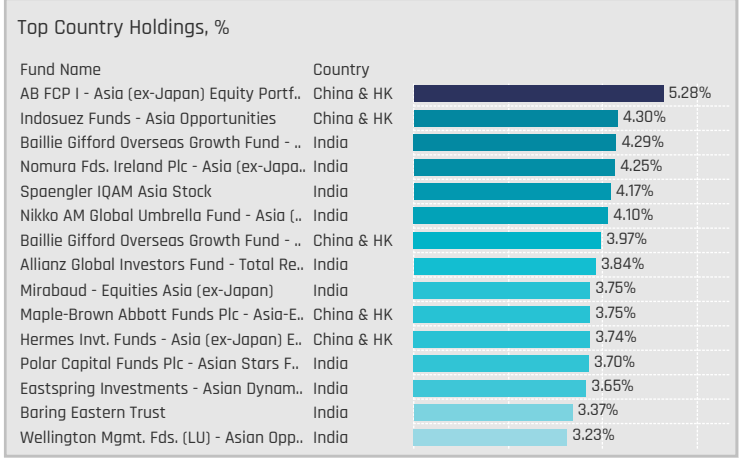
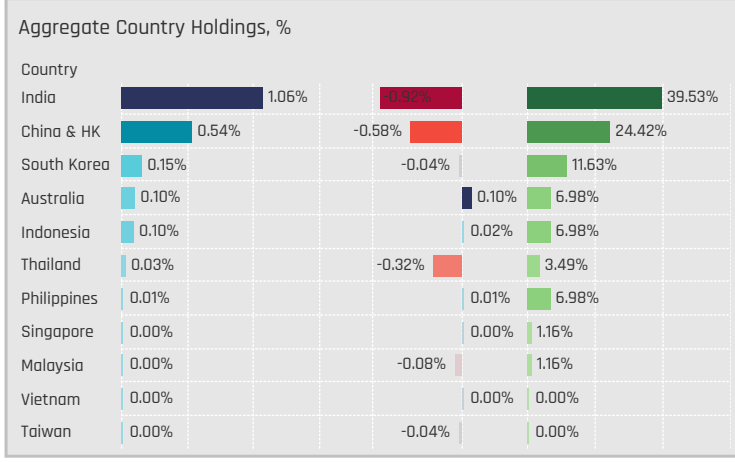


Aggregate Stock Holdings Data, Ranked by Most Widely Held.

Ticker	Stock Name	Funds Invested %	Average Weight	Vs Benchmark	Fund AUM, \$
500325-IN	Reliance Industries Limited	36.05%	0.94%	-0.68%	\$457M
386-HK	China Petroleum & Chemical ..	8.14%	0.16%	-0.12%	\$181M
096770-KR	SK Innovation Co., Ltd	8.14%	0.11%	-0.03%	\$34M
ACEN-PH	AC Energy Corp.	6.98%	0.01%	0.01%	\$2M
2883-HK	China Oilfield Services Limite..	6.98%	0.09%	0.06%	\$95M
857-HK	PetroChina Company Limited ..	5.81%	0.09%	-0.15%	\$24M
883-HK	CNOOC Limited	4.65%	0.08%	0.08%	\$90M
WDS-AU	Woodside Energy Group Ltd	3.49%	0.03%	0.03%	\$6M
UNTR-ID	PT United Tractors Tbk	3.49%	0.05%	0.00%	\$8M
PTTEP-TH	PTT Exploration & Production ..	3.49%	0.03%	-0.07%	\$7M
ITMG-ID	PT Indo Tambangraya Megah ..	3.49%	0.04%	0.04%	\$9M
601872-CN	China Merchants Energy Ship..	3.49%	0.07%	0.06%	\$24M
010950-KR	S-Oil Corporation	3.49%	0.03%	-0.01%	\$20M
532522-IN	Petronet Lng Limited	2.33%	0.03%	-0.01%	\$2M
530965-IN	Indian Oil Corp. Ltd.	2.33%	0.05%	-0.01%	\$10M

Top Stock Holdings, %

Fund Name	Ticker	Stock Name	Weight
Baillie Gifford Overseas Growth Fund - ..	500325-IN	Reliance Industries Li..	4.29%
Nomura Fds. Ireland Plc - Asia (ex-Japa..	500325-IN	Reliance Industries Li..	4.25%
Spaengler IQAM Asia Stock	500325-IN	Reliance Industries Li..	4.17%
Nikko AM Global Umbrella Fund - Asia (..	500325-IN	Reliance Industries Li..	4.10%
AB FCP I - Asia (ex-Japan) Equity Portf..	386-HK	China Petroleum & Ch..	3.85%
Allianz Global Investors Fund - Total Re..	500325-IN	Reliance Industries Li..	3.84%
Mirabaud - Equities Asia (ex-Japan)	500325-IN	Reliance Industries Li..	3.75%
Polar Capital Funds Plc - Asian Stars F..	500325-IN	Reliance Industries Li..	3.70%
Eastspring Investments - Asian Dynam..	530965-IN	Indian Oil Corp. Ltd.	3.65%
Baring Eastern Trust	500325-IN	Reliance Industries Li..	3.37%
Wellington Mgmt. Fds. (LU) - Asian Opp..	500325-IN	Reliance Industries Li..	3.23%
Skandia Asia	500325-IN	Reliance Industries Li..	3.09%
Maple-Brown Abbott Funds Plc - Asia-E..	500870-IN	Castrol India Limited	3.02%
TT International Funds Plc - Asia-Pacifi..	KAR-AU	Karoon Energy Ltd	2.96%
Baillie Gifford Overseas Growth Fund - ..	883-HK	CNOOC Limited	2.94%



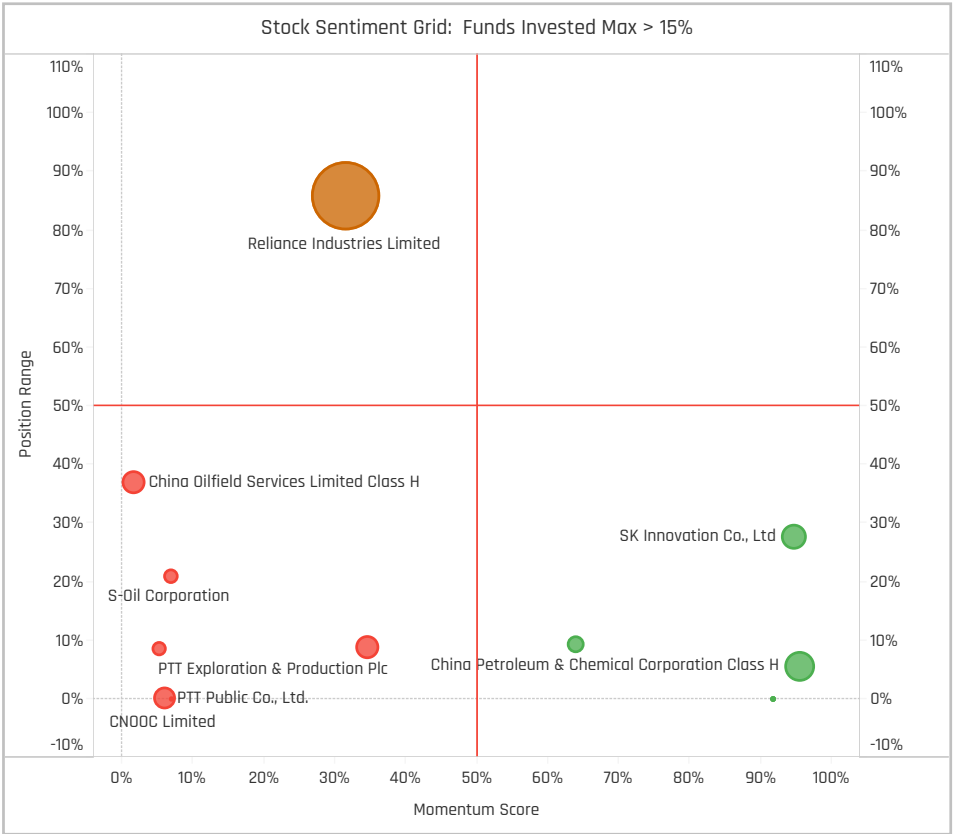
Top Stock Holdings, \$

Fund Name	Ticker	Stock Name	Value
Baillie Gifford Overseas Growth Fund - ..	500325-IN	Reliance Industries Limit..	\$120M
Schroder ISF - Asian Opportunities	386-HK	China Petroleum & Che..	\$109M
Veritas Funds Plc - Asian Fund	500325-IN	Reliance Industries Limit..	\$107M
Baillie Gifford Overseas Growth Fund - ..	883-HK	CNOOC Limited	\$83M
Hermes Invst. Funds - Asia (ex-Japan) E..	392-HK	Beijing Enterprises Holdi..	\$57M
Hermes Invst. Funds - Asia (ex-Japan) E..	2883-HK	China Oilfield Services Li..	\$55M
iShares Tr. - MSCI All Country Asia ex-J..	500325-IN	Reliance Industries Limit..	\$48M
FTIF SICAV - Asian Growth Fund	500325-IN	Reliance Industries Limit..	\$39M
Schroder Asian Growth Fund	386-HK	China Petroleum & Che..	\$38M
Baillie Gifford Overseas Growth Fund - ..	2883-HK	China Oilfield Services Li..	\$29M
Fidelity Inv. Trust - Emerging Asia Fund	500325-IN	Reliance Industries Limit..	\$27M
Fidelity Asia Fund	601872-CN	China Merchants Energy..	\$21M
Schroder Asian Alpha Plus Fund	500325-IN	Reliance Industries Limit..	\$21M
AB FCP I - Asia (ex-Japan) Equity Portf..	386-HK	China Petroleum & Che..	\$18M
Ninety One Glob. Strat. Fd. - Asian Equit..	STO-AU	Santos Limited	\$17M

Largest Changes in Fund Weight, %

Fund Name	New or C..	Change
Sydivest Fjernosten		1.70%
Indosuez Funds - Asia Opportuni..		1.26%
AB FCP I - Asia (ex-Japan) Equit..		1.09%
Franklin Asian Equity Fund		0.99%
FTIF SICAV - Asian Growth Fund		0.95%
Schroder Asian Growth Fund		0.63%
Schroder ISF - Asian Opportuniti..		0.56%
Prisma Asianavigator UI		-2.01%
NESTOR-FONDS - Nestor Fernost..		-2.39%
Carnegie Asia	Close	-2.64%
Invesco Funds - Asia Opportuniti..	Close	-3.18%
Ninety One Glob. Strat. Fd. - Asia..		-3.25%
Spaengler IQAM Asia Stock		-3.94%
Robeco Capital Gr. Fds. - Asian S..		-4.18%

Ave Wgt Δ	Funds Invested Δ	Fund Flows, \$	Av Wgt vs AAXJ Δ	Funds O/W % Δ
-0.31%	-2.33%	(\$20M)	-0.13%	-1.16%



Aggregate Stock Holdings Changes

Ticker	Stock Name	Funds Invested % Δ	Average Weight Δ	Fund Flows, \$
WHC-AU	Whitehaven Coal Limited	1.16%	0.01%	\$1M
601872-CN	China Merchants Energy Shipp..	1.16%	0.01%	\$11M
WOR-AU	Worley Limited	0.00%	0.00%	
WDS-AU	Woodside Energy Group Ltd	0.00%	0.00%	\$0M
UNTR-ID	PT United Tractors Tbk	0.00%	-0.01%	\$0M
TOP-TH	Thai Oil Public Co. Ltd.	0.00%	0.00%	\$0M
SPRC.R-TH	Star Petroleum Refining Public..	0.00%	0.00%	
883-HK	CNOOC Limited	-1.16%	-0.02%	(\$5M)
6505-TW	Formosa Petrochemical Corp	-1.16%	-0.01%	(\$4M)
600583-CN	Offshore Oil Engineering Co., L..	-1.16%	0.00%	(\$1M)
010950-KR	S-Oil Corporation	-1.16%	-0.01%	\$5M
2883-HK	China Oilfield Services Limited ..	-1.16%	-0.04%	(\$6M)
857-HK	PetroChina Company Limited ..	-2.33%	0.01%	(\$14M)
500325-IN	Reliance Industries Limited	-3.49%	-0.17%	(\$18M)

Largest Fund Flows, \$

Fund Name	New or Cl..	Flow
FTIF SICAV - Asian Growth Fund		\$22M
Fidelity Asia Fund		\$15M
Schroder ISF - Asian Opportuniti..		\$14M
AB FCP I - Asia (ex-Japan) Equi..		\$10M
iShares Tr. - MSCI All Country A..		\$9M
Sydivest Fjernosten		\$5M
Allianz Global Investors Fund - ..		\$3M
Nomura Fds. Ireland Plc - Asia (..		(\$3M)
Fidelity Funds SICAV - Asian Eq..		(\$4M)
BlackRock Global Funds - Asian ..		(\$6M)
Invesco Funds - Asia Opportuni..	Close	(\$10M)
Baillie Gifford Overseas Growth ..		(\$14M)
Fidelity Inv. Funds - Asia Fund	Close	(\$26M)
Ninety One Glob. Strat. Fd. - Asia..		(\$33M)

Largest Fund Level Changes in Stock Weight, %

Fund Name	Stock Name	New ..	Change
AB FCP I - Asia (ex-Japan) Equity ..	China Petroleum & Chem..		2.99%
Sydivest Fjernosten	Reliance Industries Limit..		1.60%
KBC Equity Fund - New Asia	SK Innovation Co., Ltd	New	1.14%
Prisma Asianavigator UI	PetroChina Company Lim..		1.05%
Fidelity Active Strategy - Asia Fund	Whitehaven Coal Limited	New	1.05%
Franklin Asian Equity Fund	Reliance Industries Limit..		0.99%
FTIF SICAV - Asian Growth Fund	Reliance Industries Limit..		0.95%
Spaengler IQAM Asia Stock	Reliance Industries Limit..		-1.59%
Invesco Funds - Asia Opportuniti..	Reliance Industries Limit..	Close	-2.01%
Spaengler IQAM Asia Stock	CNOOC Limited	Close	-2.35%
Carnegie Asia	Reliance Industries Limit..	Close	-2.64%
Prisma Asianavigator UI	PTT Exploration & Produc..	Close	-2.92%
Ninety One Glob. Strat. Fd. - Asian E..	Reliance Industries Limit..	Close	-3.28%
Robeco Capital Gr. Fds. - Asian Sta..	China Petroleum & Chem..	Close	-3.50%

Aggregate Country Holding Changes

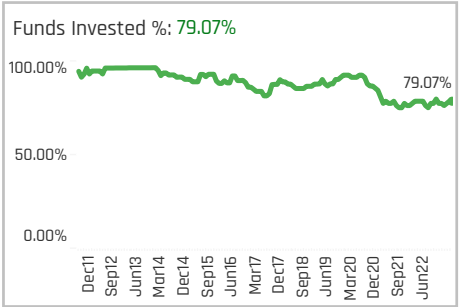
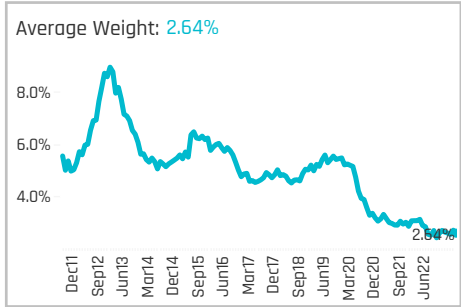
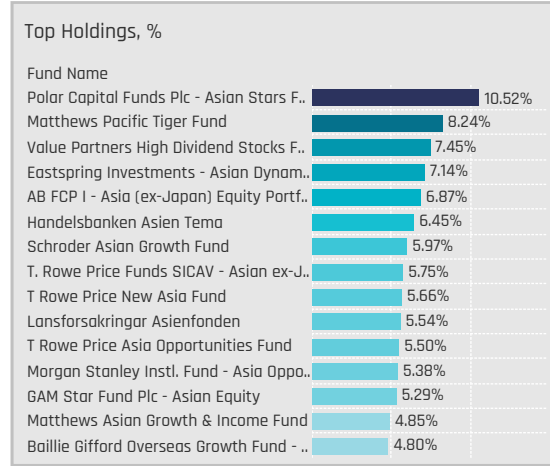
Country	Change	Flow
Australia	1.16%	\$5M
China & HK	1.16%	\$18M
Vietnam	0.00%	\$0M
United States	0.00%	
United Kingdom	0.00%	
United Arab Emirates	0.00%	
Singapore	0.00%	\$0M
Indonesia	0.00%	\$6M
Cayman Islands	0.00%	
Canada	0.00%	
Taiwan	-1.16%	(\$4M)
South Korea	-1.16%	\$2M
Thailand	-2.33%	(\$25M)
India	-3.49%	(\$19M)

Largest Changes in Fund Country Weight, %

Fund Name	New o..	Country	Change
Sydivest Fjernosten		India	1.60%
Indosuez Funds - Asia Opportunities		China & HK	1.21%
KBC Equity Fund - New Asia	New	South Korea	1.14%
AB FCP I - Asia (ex-Japan) Equity Pa..		China & HK	1.09%
Prisma Asianavigator UI		China & HK	1.05%
Fidelity Active Strategy - Asia Fund	New	Australia	1.05%
Franklin Asian Equity Fund		India	0.99%
Invesco Funds - Asia Opportuniti..	Close	India	-2.01%
Spaengler IQAM Asia Stock	Close	China & HK	-2.35%
NESTOR-FONDS - Nestor Fernost Fa..		Indonesia	-2.39%
Carnegie Asia	Close	India	-2.64%
Prisma Asianavigator UI	Close	Thailand	-2.92%
Ninety One Glob. Strat. Fd. - Asian Eq..	Close	India	-3.28%
Robeco Capital Gr. Fds. - Asian Star..		China & HK	-4.08%

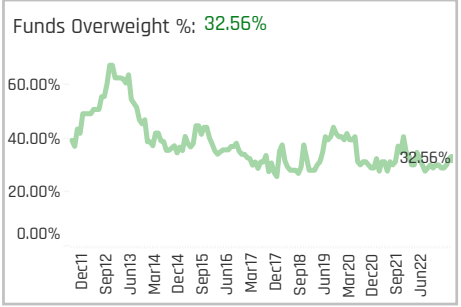
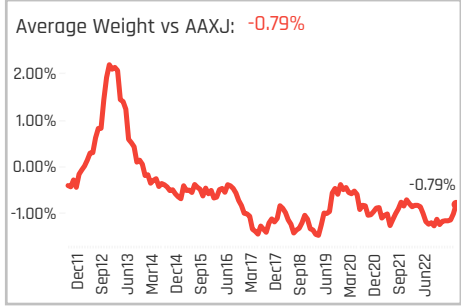
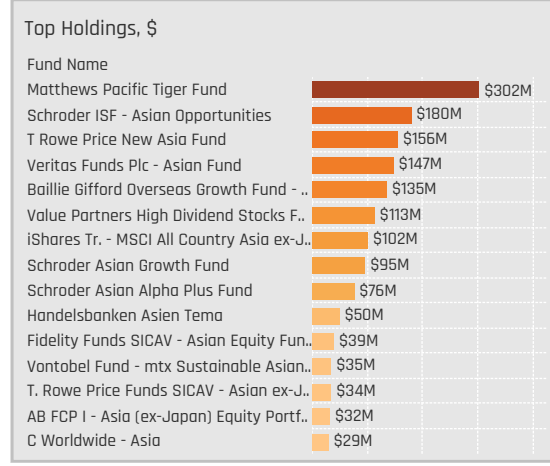
Largest Fund Level Stock Inflows/Outflows, \$

Fund Name	Stock Name	New..	Flow
FTIF SICAV - Asian Growth Fund	Reliance Industries Limit..		\$22M
Schroder ISF - Asian Opportuniti..	China Petroleum & Chem..		\$14M
AB FCP I - Asia (ex-Japan) Equity P..	China Petroleum & Chem..		\$13M
Fidelity Asia Fund	China Merchants Energy ..		\$9M
Fidelity Asia Fund	PT Indo Tambangraya Me..		\$6M
Hermes Inv. Funds - Asia (ex-Japa..	Beijing Enterprises Haldi..		\$6M
Sydivest Fjernosten	Reliance Industries Limit..		\$5M
Baillie Gifford Overseas Growth Fun..	CNOOC Limited		(\$5M)
BlackRock Global Funds - Asian Gro..	SK Innovation Co., Ltd		(\$6M)
Invesco Funds - Asia Opportuniti..	Reliance Industries Limit..	Close	(\$6M)
Baillie Gifford Overseas Growth Fun..	Reliance Industries Limit..		(\$7M)
Ninety One Glob. Strat. Fd. - Asian E..	PetroChina Company Lim..		(\$11M)
Ninety One Glob. Strat. Fd. - Asian E..	Reliance Industries Limit..	Close	(\$26M)
Fidelity Inv. Funds - Asia Fund	PTT Public Co., Ltd.	Close	(\$26M)



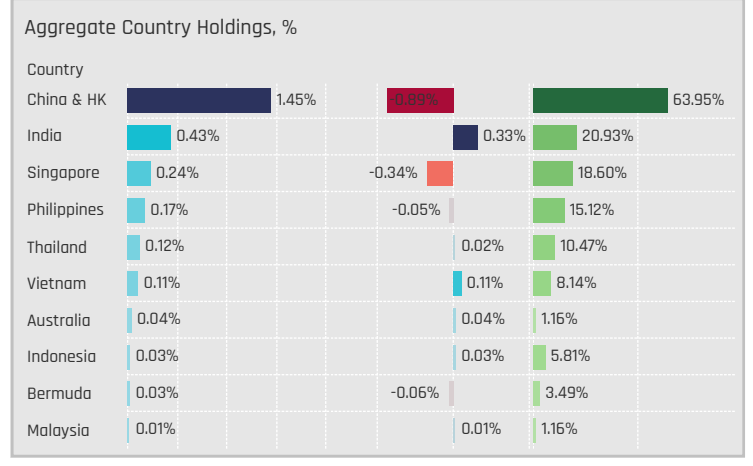
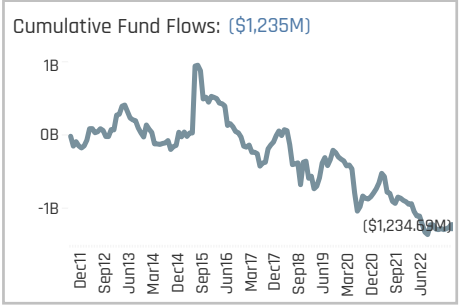
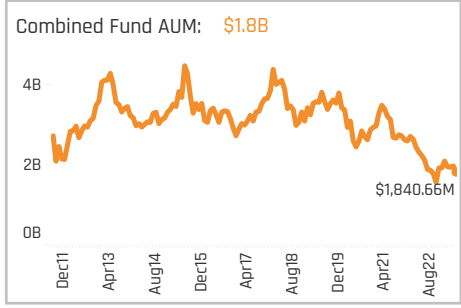
Aggregate Stock Holdings Data, Ranked by Most Widely Held.

Ticker	Stock Name	Funds Invested %	Average Weight	Vs Benchmark	Fund AUM, \$
1109-HK	China Resources Land Limited	22.09%	0.29%	0.08%	\$179M
2423-HK	KE Holdings Inc Class A	15.12%	0.21%	0.04%	\$158M
ALI-PH	Ayala Land Inc.	11.63%	0.10%	0.04%	\$57M
688-HK	China Overseas Land & Invest..	11.63%	0.15%	0.01%	\$58M
823-HK	Link Real Estate Investment T..	9.30%	0.11%	-0.16%	\$32M
16-HK	Sun Hung Kai Properties Limit..	9.30%	0.11%	-0.23%	\$49M
CPN-TH	Central Pattana Public Co. Ltd.	8.14%	0.10%	0.03%	\$131M
9CI-SG	CapitaLand Investment Limit..	8.14%	0.07%	-0.04%	\$28M
543287-IN	Macrotech Developers Ltd.	8.14%	0.13%	0.13%	\$31M
1209-HK	China Resources Mixc Lifestyl..	8.14%	0.11%	0.05%	\$128M
503100-IN	Phoenix Mills Ltd.	6.98%	0.12%	0.12%	\$121M
C38U-SG	CapitaLand Integrated Comm..	5.81%	0.07%	-0.07%	\$53M
1997-HK	Wharf Real Estate Investmen..	5.81%	0.05%	-0.10%	\$26M
VRE-VN	Vincom Retail JSC	4.65%	0.03%	0.03%	\$5M
VHM-VN	Vinhomes JSC	4.65%	0.04%	0.04%	\$12M



Top Stock Holdings, %

Fund Name	Ticker	Stock Name	Weight
Eastspring Investments - Asian Dynam..	16-HK	Sun Hung Kai Properti..	4.47%
Morgan Stanley Instl. Fund - Asia Oppo..	2423-HK	KE Holdings Inc Class A	3.81%
Polar Capital Funds Plc - Asian Stars F..	503100-IN	Phoenix Mills Ltd.	3.77%
Maple-Brown Abbott Funds Plc - Asia-E..	C38U-SG	CapitaLand Integrate..	3.26%
DJE - Asien	160-HK	Hon Kwok Land Invest..	3.26%
Matthews Pacific Tiger Fund	CPN-TH	Central Pattana Publi..	3.19%
Veritas Funds Plc - Asian Fund	GMG-AU	Goodman Group	3.08%
Waverton Invt. Fds. Plc - Asia Pacific Fu..	823-HK	Link Real Estate Invest..	2.87%
EPIC Funds Plc - Oriental Focus Fund	ALI-PH	Ayala Land Inc.	2.79%
Goldman Sachs Funds III - Asia Equity ..	1109-HK	China Resources Land..	2.68%
Eastspring Investments - Asian Dynam..	688-HK	China Overseas Land ..	2.68%
Nomura Fds. Ireland Plc - Asia (ex-Japa..	543287-IN	Macrotech Developers..	2.54%
Wellington Mgmt. Fds. (LU) - Asian Opp..	543287-IN	Macrotech Developers..	2.47%
Schroder Asian Growth Fund	503100-IN	Phoenix Mills Ltd.	2.45%
Matthews Pacific Tiger Fund	SMPH-PH	SM Prime Holdings, Inc.	2.40%



Top Country Holdings, %

Fund Name	Country	Weight
Eastspring Investments - Asian Dynam..	China & HK	7.14%
Value Partners High Dividend Stocks F..	China & HK	6.25%
Polar Capital Funds Plc - Asian Stars F..	India	6.17%
T Rowe Price Asia Opportunities Fund	China & HK	5.50%
Morgan Stanley Instl. Fund - Asia Oppo..	China & HK	5.38%
LO Funds - Asia High Conviction	China & HK	4.57%
Baillie Gifford Overseas Growth Fund - ..	India	4.19%
Vantobel Fund - mtx Sustainable Asian..	China & HK	4.02%
Lansforsakringar Asienfonden	India	3.95%
Fidelity Funds SICAV - Asian Equity Fun..	China & HK	3.91%
DJE - Asien	China & HK	3.83%
Prisma Asianavigator UI	China & HK	3.65%
Schroder Asian Growth Fund	China & HK	3.52%
Polar Capital Funds Plc - Asian Stars F..	Vietnam	3.49%
SEB Asia (ex-Japan) Fund	China & HK	3.30%

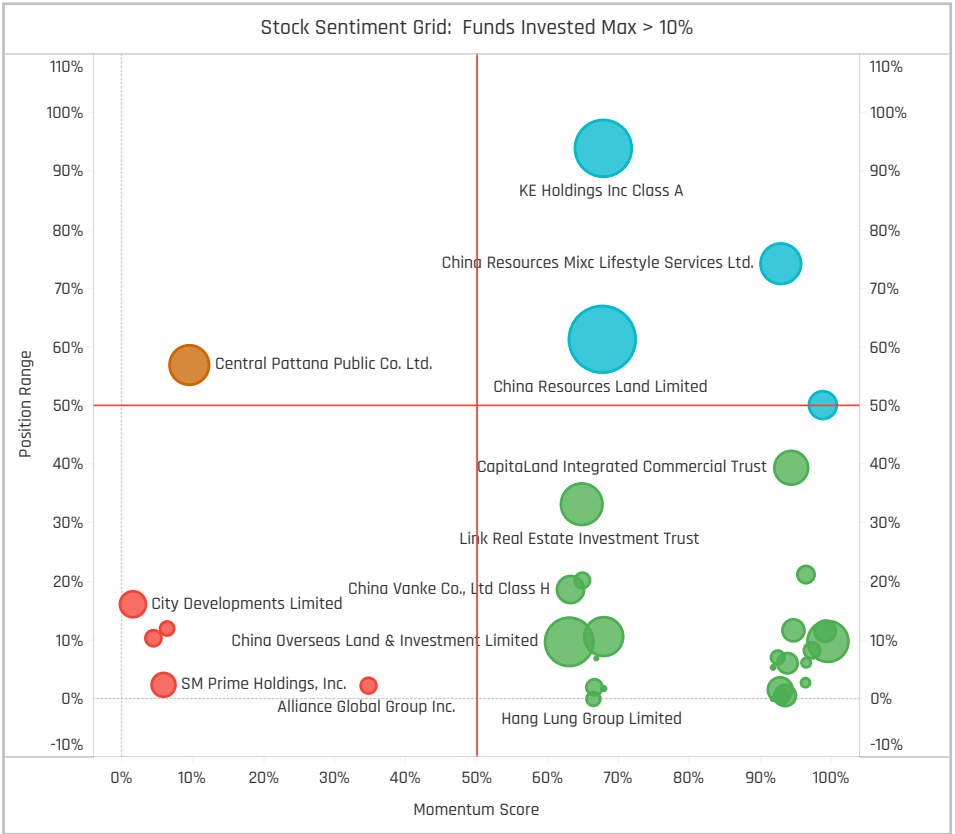
Top Stock Holdings, \$

Fund Name	Ticker	Stock Name	Value
Veritas Funds Plc - Asian Fund	GMG-AU	Goodman Group	\$147M
Matthews Pacific Tiger Fund	CPN-TH	Central Pattana Public C..	\$117M
Schroder ISF - Asian Opportunities	1972-HK	Swire Properties Limited	\$89M
Matthews Pacific Tiger Fund	SMPH-PH	SM Prime Holdings, Inc.	\$88M
Matthews Pacific Tiger Fund	1209-HK	China Resources Mixc Lif..	\$70M
Schroder ISF - Asian Opportunities	1109-HK	China Resources Land Li..	\$65M
Baillie Gifford Overseas Growth Fund - ..	503100-IN	Phoenix Mills Ltd.	\$50M
T Rowe Price New Asia Fund	2423-HK	KE Holdings Inc Class A	\$45M
Baillie Gifford Overseas Growth Fund - ..	532868-IN	DLF Limited	\$44M
Schroder Asian Growth Fund	503100-IN	Phoenix Mills Ltd.	\$39M
T Rowe Price New Asia Fund	C38U-SG	CapitaLand Integrated C..	\$38M
T Rowe Price New Asia Fund	HKLD-GB	Hongkong Land Holding..	\$35M
T Rowe Price New Asia Fund	1209-HK	China Resources Mixc Lif..	\$30M
Matthews Pacific Tiger Fund	2423-HK	KE Holdings Inc Class A	\$27M
Schroder ISF - Asian Opportunities	ALI-PH	Ayala Land Inc.	\$26M

Largest Changes in Fund Weight, %

Fund Name	New or C..	Change
Prisma Asianavigator UI		3.65%
LO Funds - Asia High Conviction		2.45%
SEB Asia (ex-Japan) Fund		2.05%
AB FCP I - Asia (ex-Japan) Equit..		2.02%
Wellington Mgmt. Fds. (LU) - Asi..		1.62%
Ninety One Glob. Strat. Fd. - Asia..		1.57%
HSBC GIF - Asia (ex-Japan) Equi..		1.46%
Janus Henderson Asia Equity Fu..	Close	-1.33%
Morgan Stanley Instl. Fund - Asi..		-1.37%
Nomura Fds. Ireland Plc - Asia (e..		-1.44%
BlackRock Global Funds - Asian ..		-1.90%
GAM Multistock SICAV - Asia Foc..		-2.09%
Value Partners High Dividend St..		-2.20%
Swedbank Robur Asienfond	Close	-3.41%

Ave Wgt Δ	Funds Invested Δ	Fund Flows, \$	Av Wgt vs AAXJ Δ	Funds O/W % Δ
0.00%	-1.16%	\$32M	0.43%	2.33%



Aggregate Stock Holdings Changes

Ticker	Stock Name	Funds Invested % Δ	Average Weight Δ	Fund Flows, \$
1109-HK	China Resources Land Limited	3.49%	-0.02%	\$18M
16-HK	Sun Hung Kai Properties Limit..	3.49%	0.04%	\$20M
543287-IN	Macrotech Developers Ltd.	2.33%	0.06%	\$14M
HMN-SG	Ascott Residence Trust	2.33%	0.00%	\$0M
ALI-PH	Ayala Land Inc.	2.33%	-0.01%	\$13M
813-HK	Shimao Group Holdings Limited	2.33%	0.03%	\$5M
1918-HK	Sunac China Holdings Ltd.	2.33%	0.00%	\$2M
AGI-PH	Alliance Global Group Inc.	-1.16%	0.00%	(\$3M)
1878-JP	Daito Trust Construction Co., L..	-1.16%	0.00%	\$0M
123-HK	Yuexiu Property Co., Ltd.	-1.16%	-0.02%	\$0M
000069-CN	Shenzhen Overseas Chinese T..	-1.16%	0.00%	(\$1M)
503100-IN	Phoenix Mills Ltd.	-1.16%	0.00%	(\$3M)
C09-SG	City Developments Limited	-2.33%	-0.03%	(\$4M)
6098-HK	Country Garden Services Holdi..	-2.33%	-0.01%	(\$9M)

Largest Fund Flows, \$

Fund Name	New or Cl..	Flow
T Rowe Price New Asia Fund		\$43M
AB FCP I - Asia (ex-Japan) Equi..		\$20M
Schroder ISF - Asian Opportunit..		\$19M
Fidelity Funds SICAV - Asian Eq..		\$18M
Pictet - Asian Equities (ex-Japa..		\$16M
LO Funds - Asia High Conviction		\$15M
Ninety One Glob. Strat. Fd. - Asia..		\$12M
Baillie Gifford Overseas Growth ..		(\$7M)
Nomura Fds. Ireland Plc - Asia (..		(\$7M)
Matthews Asian Growth & Inco..		(\$9M)
FTIF SICAV - Asian Growth Fund	Close	(\$11M)
BlackRock Global Funds - Asian ..		(\$11M)
Swedbank Robur Asienfond	Close	(\$23M)
Matthews Pacific Tiger Fund		(\$73M)

Largest Fund Level Changes in Stock Weight, %

Fund Name	Stock Name	New ..	Change
Wellington Mgmt. Fds. (LU) - Asian..	Macrotech Developers Ltd.	New	2.47%
NESTOR-FONDS - Nestor Fernost F..	Aoyuan Healthy Life Grou..	New	2.18%
Prisma Asianavigator UI	China Resources Land Li..	New	1.87%
Fidelity Funds SICAV - Asian Equit..	Sun Hung Kai Properties ..	New	1.65%
SEB Asia (ex-Japan) Fund	Wharf Real Estate Invest..		1.57%
HSBC GIF - Asia (ex-Japan) Equity	Shimao Group Holdings L..	New	1.33%
LO Funds - Asia High Conviction	KE Holdings Inc Class A		1.29%
GAM Multistock SICAV - Asia Focus..	UOL Group Limited	Close	-1.06%
Swedbank Robur Asienfond	CK Asset Holdings Limited	Close	-1.09%
GAM Multistock SICAV - Asia Focus..	China Vanke Co., Ltd Clas..		-1.21%
Nomura Fds. Ireland Plc - Asia (ex-..	SM Prime Holdings, Inc.	Close	-1.27%
Janus Henderson Asia Equity Fund	Vinhomes JSC	Close	-1.33%
Morgan Stanley Instl. Fund - Asia ..	KE Holdings Inc Class A		-1.35%
NESTOR-FONDS - Nestor Fernost F..	Yuexiu Property Co., Ltd.	Close	-1.46%

Aggregate Country Holding Changes

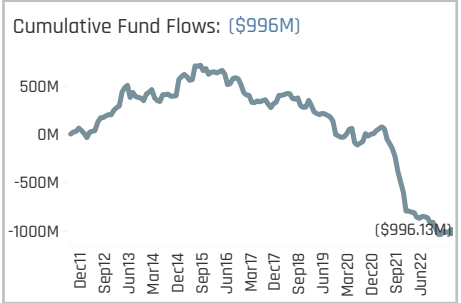
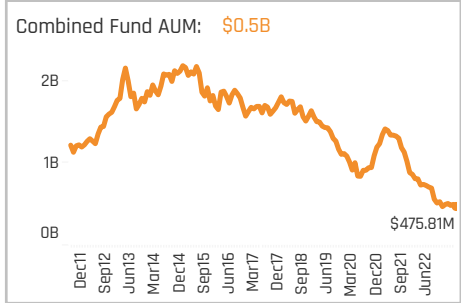
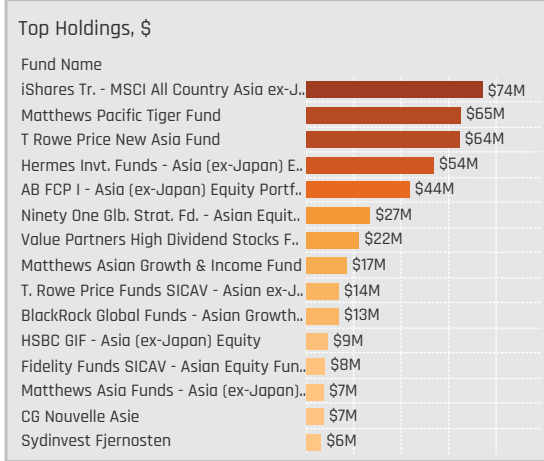
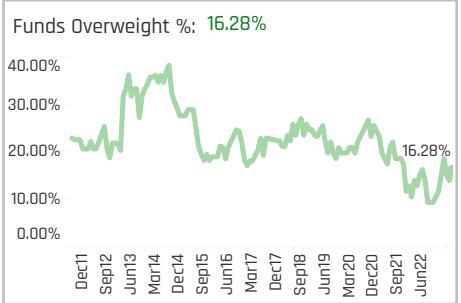
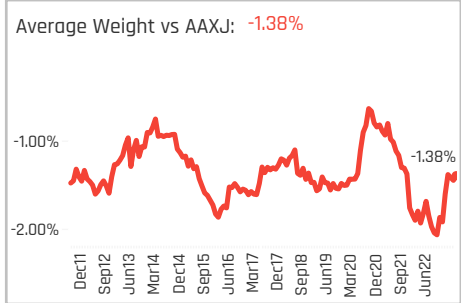
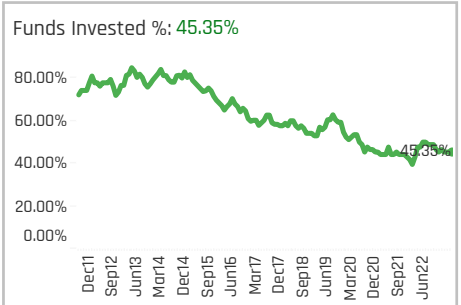
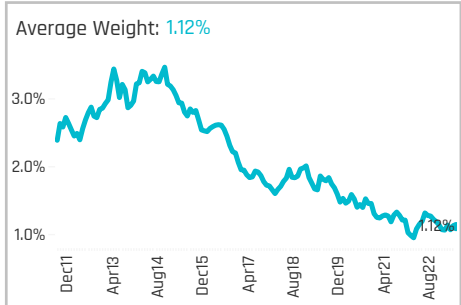
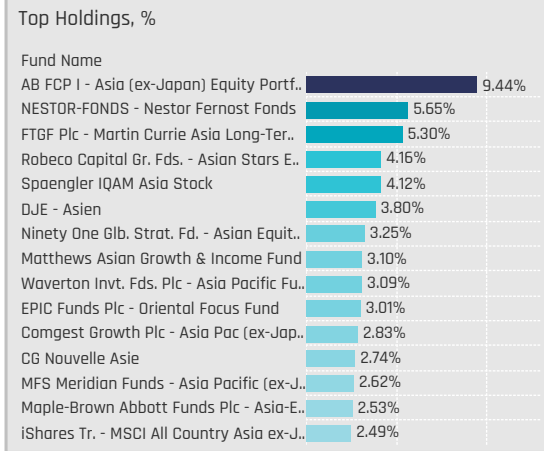
Country	Change	Flow
China & HK	3.49%	\$44M
India	2.33%	\$7M
Thailand	0.00%	(\$34M)
Taiwan	0.00%	\$0M
South Korea	0.00%	\$0M
Philippines	-0.03%	(\$9M)
Malaysia	0.00%	\$0M
Bermuda	0.00%	\$16M
Australia	0.00%	\$0M
Vietnam	-1.16%	\$3M
Singapore	-1.16%	\$5M
Japan	-1.16%	\$0M
Indonesia	-1.16%	\$0M

Largest Changes in Fund Country Weight, %

Fund Name	New o..	Country	Change
Prisma Asianavigator UI	New	China & HK	3.65%
Wellington Mgmt. Fds. (LU) - Asian ..	New	India	2.47%
LO Funds - Asia High Conviction		China & HK	2.45%
SEB Asia (ex-Japan) Fund		China & HK	2.11%
AB FCP I - Asia (ex-Japan) Equity Po..		China & HK	2.05%
Lansforsakringar Asienfonden		India	1.69%
HSBC GIF - Asia (ex-Japan) Equity	New	China & HK	1.33%
Nomura Fds. Ireland Plc - Asia (ex-J..	Close	Philippines	-1.27%
Janus Henderson Asia Equity Fund	Close	Vietnam	-1.33%
Morgan Stanley Instl. Fund - Asia O..		China & HK	-1.37%
GAM Multistock SICAV - Asia Focus ..		Singapore	-1.84%
BlackRock Global Funds - Asian Gra..		China & HK	-1.90%
Value Partners High Dividend Stock..		China & HK	-1.95%
Swedbank Robur Asienfond	Close	China & HK	-2.62%

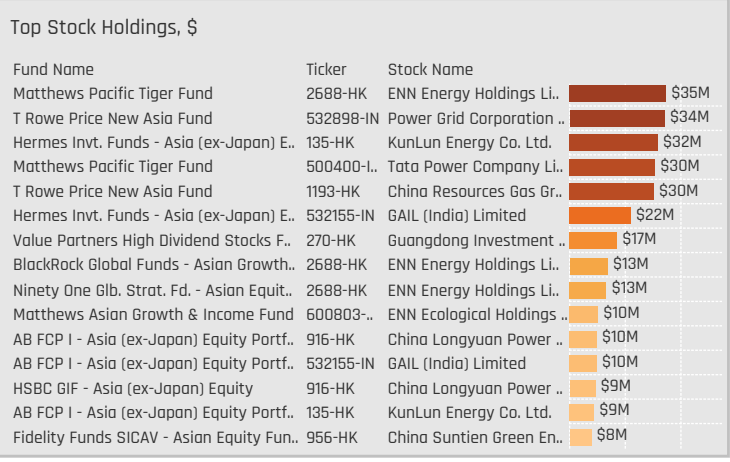
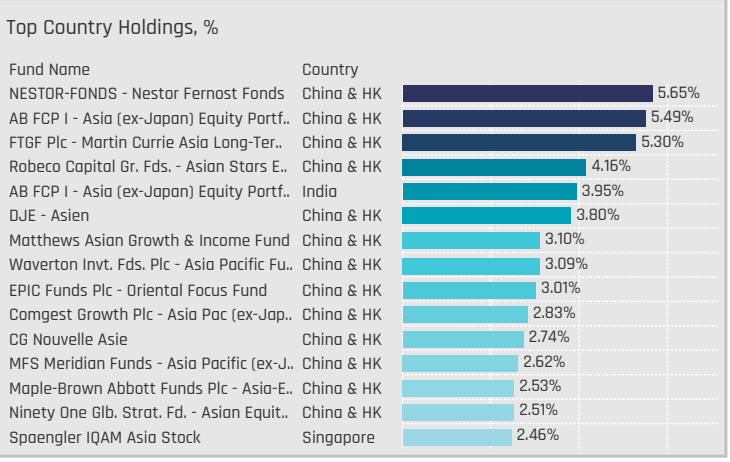
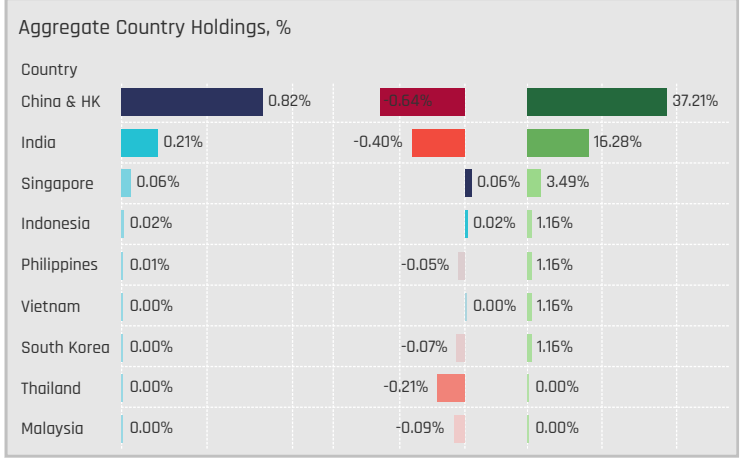
Largest Fund Level Stock Inflows/Outflows, \$

Fund Name	Stock Name	New..	Flow
Fidelity Funds SICAV - Asian Equity..	Sun Hung Kai Properties ..	New	\$18M
Pictet - Asian Equities (ex-Japan)	KE Holdings Inc Class A		\$16M
Schroder ISF - Asian Opportunities	China Resources Land Li..		\$16M
T Rowe Price New Asia Fund	CapitaLand Integrated C..		\$14M
T Rowe Price New Asia Fund	Hongkong Land Holdings ..		\$13M
T Rowe Price New Asia Fund	KE Holdings Inc Class A		\$11M
T Rowe Price New Asia Fund	Ayala Land Inc.	New	\$10M
T Rowe Price New Asia Fund	China Resources Mix Lif..		(\$5M)
BlackRock Global Funds - Asian Gro..	KE Holdings Inc Class A	Close	(\$7M)
Swedbank Robur Asienfond	CK Asset Holdings Limited	Close	(\$7M)
FTIF SICAV - Asian Growth Fund	Country Garden Services ..	Close	(\$11M)
Matthews Pacific Tiger Fund	SM Prime Holdings, Inc.		(\$17M)
Matthews Pacific Tiger Fund	China Resources Mix Lif..		(\$26M)
Matthews Pacific Tiger Fund	Central Pattana Public C..		(\$35M)



Aggregate Stock Holdings Data, Ranked by Most Widely Held.

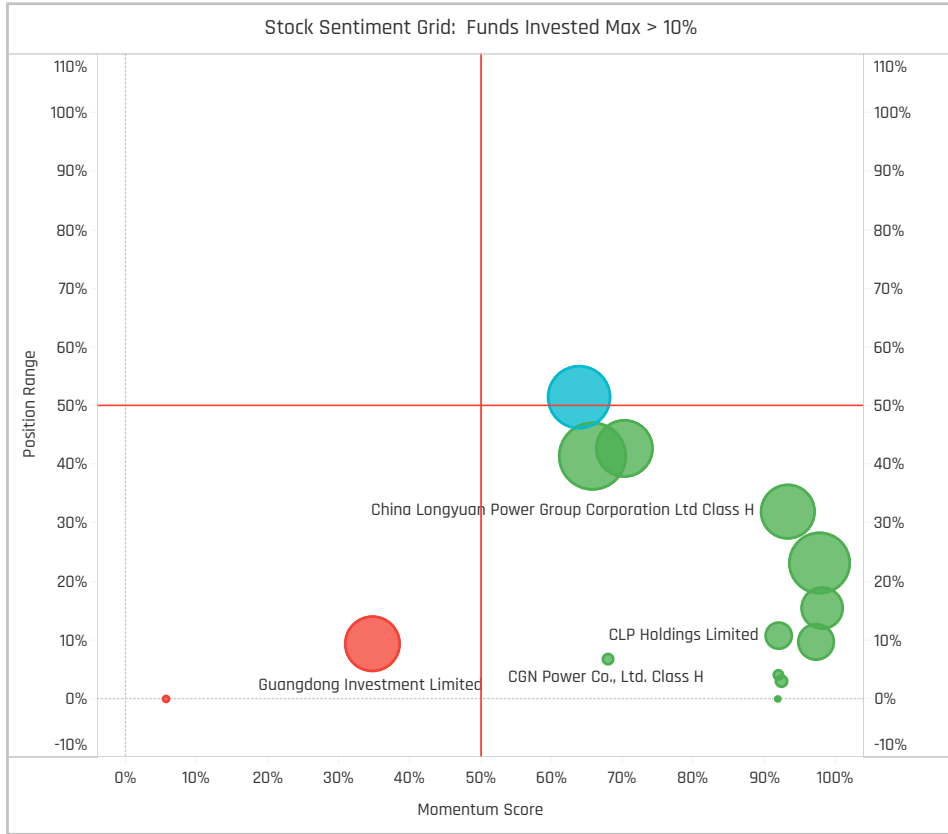
Ticker	Stock Name	Funds Invested %	Average Weight	Vs Benchmark	Fund AUM, \$
2688-HK	ENN Energy Holdings Limited	10.47%	0.15%	-0.02%	\$73M
1193-HK	China Resources Gas Group Li..	9.30%	0.13%	0.07%	\$53M
532898-IN	Power Grid Corporation of Ind..	8.14%	0.11%	-0.05%	\$59M
916-HK	China Longyuan Power Group..	6.98%	0.10%	0.03%	\$30M
135-HK	KunLun Energy Co. Ltd.	6.98%	0.12%	0.06%	\$44M
600900-CN	China Yangtze Power Co., Ltd...	5.81%	0.08%	-0.01%	\$10M
270-HK	Guangdong Investment Limit..	5.81%	0.10%	0.05%	\$32M
U96-SG	Sembcorp Industries Ltd.	3.49%	0.06%	0.06%	\$6M
956-HK	China Suntien Green Energy C..	3.49%	0.05%	0.05%	\$9M
532155-IN	GAIL (India) Limited	3.49%	0.04%	-0.01%	\$35M
2-HK	CLP Holdings Limited	3.49%	0.02%	-0.20%	\$8M
RNW-US	ReNew Energy Global plc Clas..	2.33%	0.02%	0.02%	\$2M
532514-IN	Indraprastha Gas Limited	2.33%	0.01%	-0.02%	\$6M
1798-HK	China Datang Corp. Renewabl..	2.33%	0.02%	0.02%	\$7M
VSH-VN	Vinh Son-Song Hinh Hydropa..	1.15%	0.00%	0.00%	\$0M



Largest Changes in Fund Weight, %

Fund Name	New or C..	Change
Spaengler IQAM Asia Stock		1.63%
Baring Eastern Trust	New	1.56%
Sydinvest Fjernosten		1.11%
BlackRock Global Funds - Asian ..		0.98%
SEB Asia (ex-Japan) Fund		0.56%
Robeco Capital Gr. Fds. - Asian S..		0.48%
Ninety One Glb. Strat. Fd. - Asia..		-0.55%
Amundi Fndt. - Asia Equity Con..	Close	-0.69%
Waverton Invnt. Fds. Plc - Asia Pa..		-0.86%
DJE - Asien		-1.09%
Matthews Pacific Tiger Fund		-1.10%
T Rowe Price Asia Opportunities ..		-1.25%
Janus Henderson Asia Equity Fu..		-2.07%
Wellington Mgmt. Fds. (LU) - Asi..	Close	

Ave Wgt Δ	Funds Invested Δ	Fund Flows, \$	Av Wgt vs AAXJ Δ	Funds O/W % Δ
-0.02%	-1.16%	(\$29M)	0.47%	5.81%



Aggregate Stock Holdings Changes

Ticker	Stock Name	Funds Invested % Δ	Average Weight Δ	Fund Flows, \$
532898-IN	Power Grid Corporation of Indi..	1.16%	0.00%	(\$1M)
2688-HK	ENN Energy Holdings Limited	1.16%	-0.01%	\$0M
U96-SG	Sembcorp Industries Ltd.	1.16%	0.03%	\$0M
PGE0-ID	PT Pertamina Geothermal Ener..	1.16%	0.02%	\$0M
AP-PH	Aboitiz Power Corp.	1.16%	0.01%	\$0M
532155-IN	GAIL (India) Limited	1.16%	0.01%	\$7M
135-HK	KunLun Energy Co. Ltd.	1.16%	0.02%	\$14M
000027-CN	Shenzhen Energy Group Co., Lt..	0.00%	0.00%	\$0M
PQW-VN	Petrovietnam Power Corp.	-1.16%	0.00%	\$0M
MPI-PH	Metro Pacific Investments Car..	-1.16%	-0.01%	(\$2M)
855-HK	China Water Affairs Group Lim..	-1.16%	-0.01%	(\$1M)
533098-IN	NHPC Limited	-1.16%	-0.01%	(\$2M)
1083-HK	Towngas Smart Energy Comp..	-1.16%	-0.01%	(\$1M)
015760-KR	Korea Electric Power Corporati..	-1.16%	-0.02%	(\$7M)

Largest Fund Flows, \$

Fund Name	New or Cl..	Flow
AB FCP I - Asia (ex-Japan) Equi..		\$14M
Hermes Invnt. Funds - Asia (ex-J..		\$11M
BlackRock Global Funds - Asian ..		\$11M
Ninety One Glb. Strat. Fd. - Asia..		\$5M
iShares Tr. - MSCI All Country A..		\$4M
Sydinvest Fjernosten		\$4M
Baring Eastern Trust	New	\$2M
Nomura Fds. Ireland Plc - Asia (..		(\$2M)
T Rowe Price Asia Opportunitie..		(\$2M)
T. Rowe Price Funds SICAV - Asi..		(\$3M)
Wellington Mgmt. Fds. (LU) - As..	Close	(\$7M)
Matthews Asian Growth & Inco..		(\$9M)
T Rowe Price New Asia Fund		(\$12M)
Matthews Pacific Tiger Fund		(\$45M)

Largest Fund Level Changes in Stock Weight, %

Fund Name	Stock Name	New ..	Change
BlackRock Global Funds - Asian Gr..	ENN Energy Holdings Lim..	New	2.01%
Spaengler IQAM Asia Stock	PT Pertamina Geotherma..	New	1.66%
Spaengler IQAM Asia Stock	Sembcorp Industries Ltd.		1.24%
Baring Eastern Trust	China Longyuan Power G..	New	1.16%
SEB Asia (ex-Japan) Fund	China Yangtze Power Co.,...	New	1.03%
RBC Funds (Lux) - Asia ex-Japan E..	Aboitiz Power Corp.	New	0.92%
Sydinvest Fjernosten	GAIL (India) Limited	New	0.79%
DJE - Asien	Guangdong Investment L..		-0.86%
BlackRock Global Funds - Asian Gr..	China Yangtze Power Co.,...	Close	-0.90%
T Rowe Price Asia Opportunities F..	ENN Energy Holdings Lim..		-1.10%
AB FCP I - Asia (ex-Japan) Equity ..	Power Grid Corporation o..		-1.11%
Janus Henderson Asia Equity Fund	China Longyuan Power G..	Close	-1.13%
RBC Funds (Lux) - Asia ex-Japan E..	China Yangtze Power Co.,...	Close	-1.35%
Wellington Mgmt. Fds. (LU) - Asian..	Korea Electric Power Cor..	Close	-2.07%

Aggregate Country Holding Changes

Country	Change	Flow
India	1.16%	(\$23M)
Singapore	1.16%	\$0M
Indonesia	1.16%	\$0M
Vietnam	0.00%	\$0M
Thailand	0.00%	\$1M
Taiwan	0.00%	\$0M
Philippines	0.00%	(\$2M)
Malaysia	0.00%	\$0M
Bangladesh	0.00%	\$0M
Australia	0.00%	\$0M
South Korea	-1.16%	(\$7M)
China & HK	-1.16%	\$2M

Largest Changes in Fund Country Weight, %

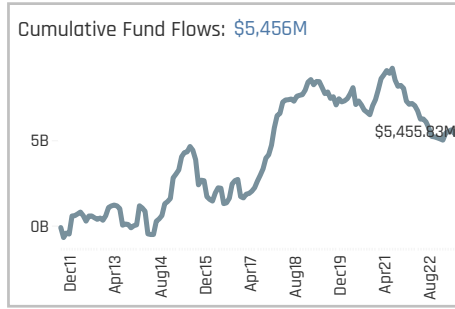
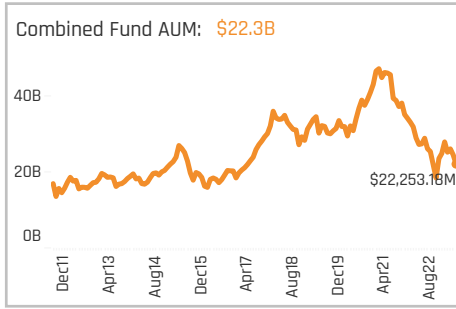
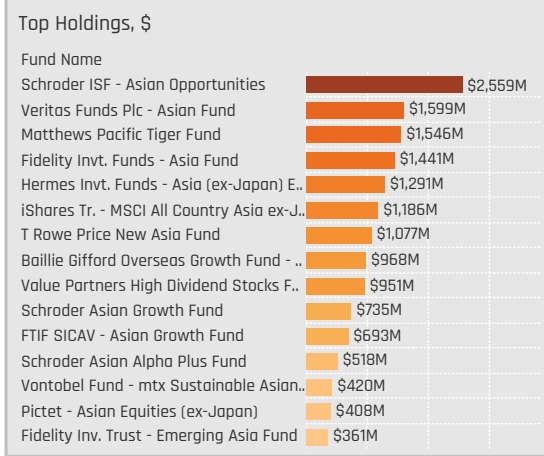
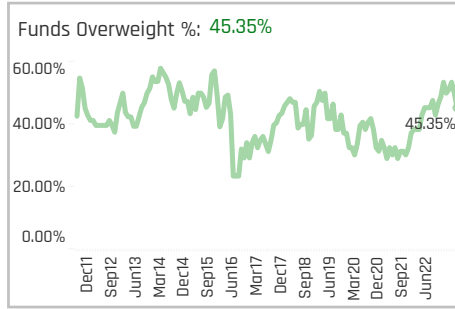
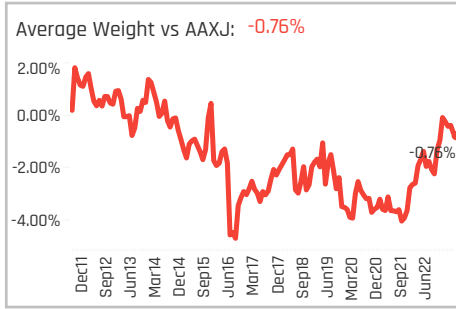
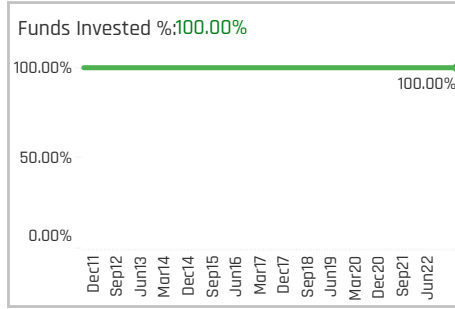
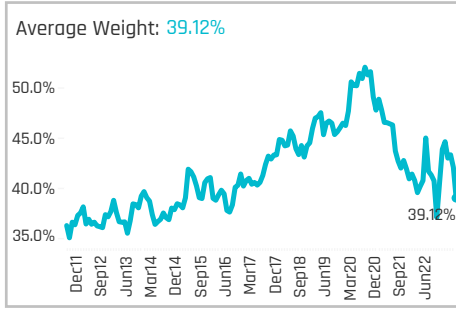
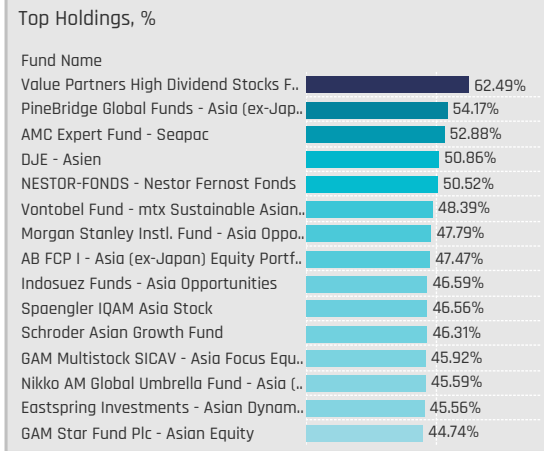
Fund Name	New o..	Country	Change
Spaengler IQAM Asia Stock	New	Indonesia	1.66%
Baring Eastern Trust	New	China & HK	1.53%
Spaengler IQAM Asia Stock		Singapore	1.24%
AB FCP I - Asia (ex-Japan) Equity Pa..		China & HK	1.16%
BlackRock Global Funds - Asian Gro..		China & HK	1.11%
SEB Asia (ex-Japan) Fund		China & HK	0.98%
RBC Funds (Lux) - Asia ex-Japan Eq..	New	Philippines	0.92%
Matthews Pacific Tiger Fund		India	-0.67%
Waverton Invnt. Fds. Plc - Asia Pacific..		China & HK	-0.69%
DJE - Asien		China & HK	-0.86%
T Rowe Price Asia Opportunities Fun..		China & HK	-1.10%
Janus Henderson Asia Equity Fund		China & HK	-1.25%
RBC Funds (Lux) - Asia ex-Japan Eq..	Close	China & HK	-1.35%
Wellington Mgmt. Fds. (LU) - Asian ..	Close	South Korea	-2.07%

Largest Fund Level Stock Inflows/Outflows, \$

Fund Name	Stock Name	New..	Flow
BlackRock Global Funds - Asian Gro..	ENN Energy Holdings Lim..	New	\$17M
Hermes Invnt. Funds - Asia (ex-Japa..	KunLun Energy Co. Ltd.		\$9M
Ninety One Glb. Strat. Fd. - Asian E..	Power Grid Corporation o..	New	\$6M
AB FCP I - Asia (ex-Japan) Equity P..	China Longyuan Power G..		\$6M
AB FCP I - Asia (ex-Japan) Equity P..	KunLun Energy Co. Ltd.		\$4M
AB FCP I - Asia (ex-Japan) Equity P..	GAIL (India) Limited		\$3M
AB FCP I - Asia (ex-Japan) Equity P..	China Resources Gas Gro..	New	\$3M
T Rowe Price New Asia Fund	Power Grid Corporation o..		(\$4M)
BlackRock Global Funds - Asian Gro..	China Yangtze Power Co.,...	Close	(\$7M)
Matthews Asian Growth & Income ..	Guangdong Investment L..		(\$7M)
Wellington Mgmt. Fds. (LU) - Asian ..	Korea Electric Power Cor..	Close	(\$7M)
T Rowe Price New Asia Fund	China Resources Gas Gro..		(\$8M)
Matthews Pacific Tiger Fund	ENN Energy Holdings Lim..		(\$16M)
Matthews Pacific Tiger Fund	Tata Power Company Li..		(\$30M)



Country Profiles

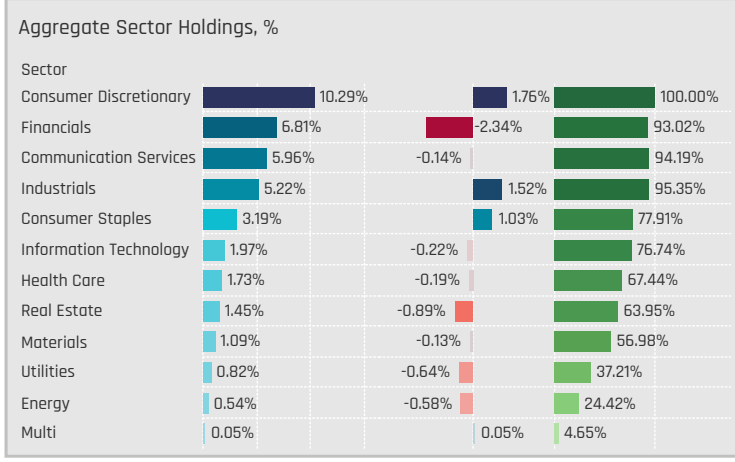


Aggregate Stock Holdings Data, Ranked by Most Widely Held.

Ticker	Stock Name	Funds Invested %	Average Weight	Vs Benchmark	Fund AUM, \$
700-HK	Tencent Holdings Ltd.	86.05%	4.09%	-0.33%	\$2,207M
9988-HK	Alibaba Group Holding Ltd.	83.72%	3.11%	0.47%	\$1,737M
1299-HK	AIA Group Limited	79.07%	2.84%	0.82%	\$1,573M
3690-HK	Meituan Class B	73.26%	1.05%	-0.20%	\$710M
388-HK	Hong Kong Exchanges & Clear..	59.30%	0.96%	0.17%	\$605M
9618-HK	JD.com, Inc. Class A	54.65%	0.71%	0.09%	\$593M
9961-HK	Trip Com Group Ltd	40.70%	0.75%	0.44%	\$301M
669-HK	Techtronic Industries Co., Ltd.	40.70%	0.57%	0.35%	\$388M
2318-HK	Ping An Insurance (Group) Co..	37.21%	0.68%	-0.03%	\$352M
3968-HK	China Merchants Bank Co., Lt..	36.05%	0.57%	0.25%	\$226M
NTESF-US	NetEase, Inc.	30.23%	0.56%	-0.04%	\$274M
2313-HK	Shenzhou International Group..	30.23%	0.32%	0.20%	\$161M
YUMC-US	Yum China Holdings, Inc.	29.07%	0.59%	0.17%	\$445M
BIDU-US	Baidu Inc Sponsored ADR Clas..	29.07%	0.59%	-0.01%	\$259M
600519-CN	Kweichow Moutai Co., Ltd. Cla..	27.91%	0.80%	0.50%	\$682M

Top Stock Holdings, %

Fund Name	Ticker	Stock Name	Weight
Maple-Brown Abbott Funds Plc - Asia-E..	941-HK	China Mobile Limited	9.14%
Fidelity Active Strategy - Asia Fund	600519-CN	Kweichow Moutai Co., ..	8.94%
Fidelity Asia Fund	600519-CN	Kweichow Moutai Co., ..	8.67%
Value Partners High Dividend Stocks F..	728-HK	China Telecom Corp. L..	8.50%
Fidelity Funds SICAV - Asian Equity Fun..	1299-HK	AIA Group Limited	7.77%
PineBridge Global Funds - Asia (ex-Jap..	PDD-US	Pinduoduo, Inc. Spons..	7.65%
JKC Fund - La Francaise JKC Asia Equit..	2588-HK	BOC Aviation Limited	7.60%
Wellington Mgmt. Fds. (LU) - Asian Opp..	700-HK	Tencent Holdings Ltd.	7.55%
GS Funds - Asia Equity Portfolio	700-HK	Tencent Holdings Ltd.	7.51%
JKC Fund - La Francaise JKC Asia Equit..	3908-HK	China International Co..	7.44%
Nomura Fds. Ireland Plc - Asia (ex-Japa..	700-HK	Tencent Holdings Ltd.	7.34%
Alquity SICAV - Asia Fund	700-HK	Tencent Holdings Ltd.	7.13%
Nikko AM Global Umbrella Fund - Asia (...)	1299-HK	AIA Group Limited	7.10%
Mirabaud - Equities Asia (ex-Japan)	700-HK	Tencent Holdings Ltd.	7.04%
Swedbank Robur Asienfond	700-HK	Tencent Holdings Ltd.	7.03%



Top Sector Holdings, %

Fund Name	Sector	Weight
PineBridge Global Funds - Asia (ex-Jap..	Consumer Discretionary	25.87%
JKC Fund - La Francaise JKC Asia Equit..	Industrials	21.07%
NESTOR-FONDS - Nestor Fernost Fonds	Consumer Discretionary	18.50%
DJE - Asien	Consumer Discretionary	18.05%
AMC Expert Fund - Seapac	Financials	16.15%
Maple-Brown Abbott Funds Plc - Asia-E..	Communication Services	15.65%
Fidelity Inv. Trust - Emerging Asia Fund	Consumer Discretionary	15.36%
Robeco Capital Gr. Fds. - Asian Stars E..	Consumer Discretionary	15.34%
SEB Asia (ex-Japan) Fund	Financials	15.27%
GAM Star Fund Plc - Asian Equity	Consumer Discretionary	15.25%
Prisma Asianavigator UI	Consumer Discretionary	14.81%
AMC Expert Fund - Seapac	Consumer Discretionary	14.57%
Comgest Growth Plc - Asia Pac (ex-Jap..	Consumer Discretionary	14.22%
Hermes Inv. Funds - Asia (ex-Japan) E..	Consumer Discretionary	14.18%
Mirae Asset Glb. Discovery Fd. - ESG Asi..	Consumer Discretionary	13.99%

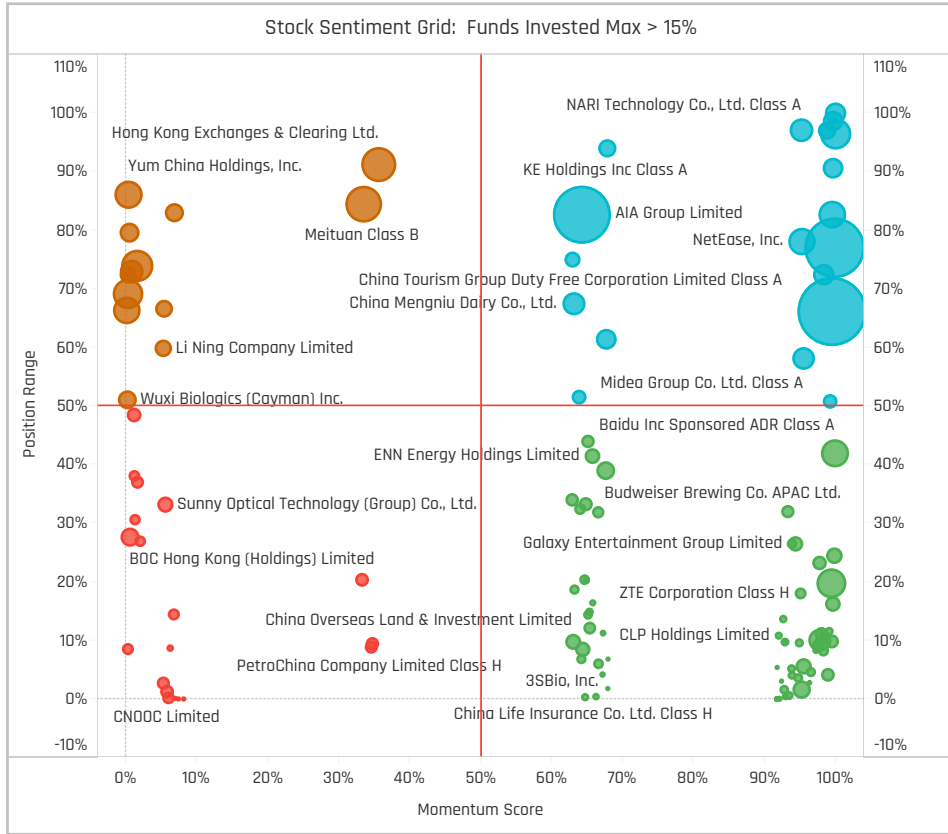
Top Stock Holdings, \$

Fund Name	Ticker	Stock Name	Value
Veritas Funds Plc - Asian Fund	600519-C..	Kweichow Moutai Co., Lt..	\$316M
Veritas Funds Plc - Asian Fund	300124-C..	Shenzhen Inovance Tech..	\$298M
Schroder ISF - Asian Opportunities	700-HK	Tencent Holdings Ltd.	\$281M
Schroder ISF - Asian Opportunities	1299-HK	AIA Group Limited	\$251M
Fidelity Inv. Funds - Asia Fund	1299-HK	AIA Group Limited	\$238M
Fidelity Inv. Funds - Asia Fund	700-HK	Tencent Holdings Ltd.	\$202M
Schroder ISF - Asian Opportunities	9988-HK	Alibaba Group Holding L..	\$189M
Matthews Pacific Tiger Fund	700-HK	Tencent Holdings Ltd.	\$159M
T Rowe Price New Asia Fund	700-HK	Tencent Holdings Ltd.	\$159M
Veritas Funds Plc - Asian Fund	300450-..	Wuxi Lead Intelligent Eq..	\$152M
Veritas Funds Plc - Asian Fund	700-HK	Tencent Holdings Ltd.	\$144M
Schroder ISF - Asian Opportunities	669-HK	Techtronic Industries Co..	\$133M
Fidelity Inv. Funds - Asia Fund	9988-HK	Alibaba Group Holding L..	\$132M
Matthews Pacific Tiger Fund	9988-HK	Alibaba Group Holding L..	\$131M
iShares Tr. - MSCI All Country Asia ex-J..	700-HK	Tencent Holdings Ltd.	\$131M

Largest Changes in Fund Weight, %

Fund Name	New or C..	Weight Change
Prisma Asianavigator UI		9.15%
AB FCP I - Asia (ex-Japan) Equit..		6.54%
Manulife Global Fund - Sustaina..		5.37%
Wellington Mgmt. Fds. (LU) - Asi..		4.34%
DJE - Asien		3.77%
Nordea 1 - Asia ex-Japan Equity ..		3.74%
SEB Asia (ex-Japan) Fund		3.09%
FTIF SICAV - Asian Growth Fund		-4.45%
Lansforsakringar Asienfonden		-4.48%
Goldman Sachs Funds III - Asia ..		-4.77%
Fidelity Asia Fund		-5.14%
Pictet - Asian Equities (ex-Japan)		-5.26%
Natixis Intl. Fds. (Lux) I - Natixis ..		-5.29%
Swedbank Robur Asienfond		-8.89%

Ave Wgt Δ	Funds Invested Δ	Fund Flows, \$	Av Wgt vs AAXJ Δ	Funds O/W % Δ
-1.52%	0.00%	\$346M	0.19%	-3.49%



Aggregate Stock Holdings Changes

Ticker	Stock Name	Funds Invested % Δ	Average Weight Δ	Fund Flows, \$
3690-HK	Meituan Class B	16.28%	-0.39%	\$45M
9961-HK	Trip Com Group Ltd	8.14%	0.14%	\$55M
1211-HK	BYD Company Limited Class H	6.98%	0.15%	\$50M
BIDU-US	Baidu Inc Sponsored ADR Clas..	5.81%	0.14%	\$5M
600887-CN	Inner Mongolia Yili Industrial G..	4.65%	0.04%	\$45M
300760-CN	Shenzhen Mindray Bio-Medical..	4.65%	0.04%	\$15M
2601-HK	China Pacific Insurance (Group..	3.49%	0.10%	\$36M
YUMC-US	Yum China Holdings, Inc.	-3.49%	-0.08%	(\$63M)
601012-CN	LONGi Green Energy Technolog..	-3.49%	-0.12%	(\$2M)
2269-HK	Wuxi Biologics (Cayman) Inc.	-4.65%	-0.12%	(\$54M)
1772-HK	Ganfeng Lithium Group Co., Lt..	-4.65%	-0.05%	(\$8M)
2328-HK	PICC Property & Casualty Co., ..	-4.65%	-0.06%	(\$5M)
9618-HK	JD.com, Inc. Class A	-4.65%	-0.72%	(\$54M)
669-HK	Techtronic Industries Co., Ltd.	-5.81%	-0.24%	(\$19M)

Largest Fund Flows, \$

Fund Name	New or Cl..	Flow
Schroder ISF - Asian Opportunit..		\$412M
Hermes Inv. Funds - Asia (ex-J..		\$150M
AB FCP I - Asia (ex-Japan) Equi..		\$113M
iShares Tr. - MSCI All Country A..		\$112M
Pictet - Asian Equities (ex-Japa..		\$66M
Allianz Global Investors Fund - ..		\$26M
Wellington Mgmt. Fds. (LU) - As..		\$25M
C Worldwide - Asia		(\$22M)
Nomura Fds. Ireland Plc - Asia (..		(\$26M)
Swedbank Robur Asienfond		(\$64M)
JPMorgan Fund ICVC - Asia Gro..		(\$72M)
FTIF SICAV - Asian Growth Fund		(\$81M)
Matthews Asian Growth & Inco..		(\$102M)
Matthews Pacific Tiger Fund		(\$191M)

Largest Fund Level Changes in Stock Weight, %

Fund Name	Stock Name	New ..	Weight Change
Skandia Asia	Alibaba Group Holding Lt..	New	4.48%
Lansforsakringar Asienfonden	Alibaba Group Holding Lt..	New	3.96%
Carnegie Asia	BYD Company Limited Cl..	New	3.55%
Wellington Mgmt. Fds. (LU) - Asian..	AIA Group Limited	New	3.49%
AB FCP I - Asia (ex-Japan) Equity ..	China Petroleum & Chem..		2.99%
Carnegie Asia	Yum China Holdings, Inc.	New	2.93%
LO Funds - Asia High Conviction	Tencent Holdings Ltd.		2.83%
Spaengler IQAM Asia Stock	China Mobile Limited	Close	-3.22%
Sydinvest Fjernosten	JD.com, Inc. Class A	Close	-3.34%
Robeco Capital Gr. Fds. - Asian Sta..	China Petroleum & Chem..	Close	-3.50%
FTGF Plc - Martin Currie Asia Long..	Jardine Matheson Holdin..	Close	-3.65%
Carnegie Asia	AIA Group Limited		-3.87%
GAM Multistock SICAV - Asia Focus..	Pinduoduo, Inc. Sponsore..		-4.04%
Carnegie Asia	JD.com, Inc. Class A		-4.96%

Aggregate Country Holding Changes

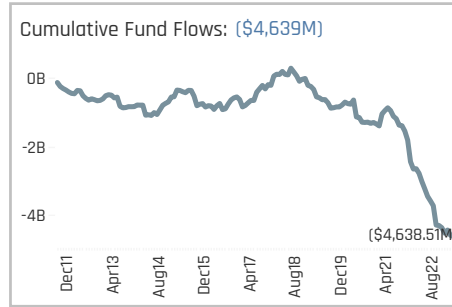
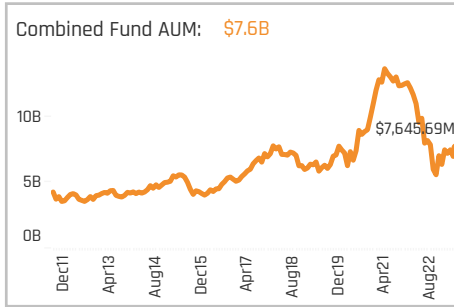
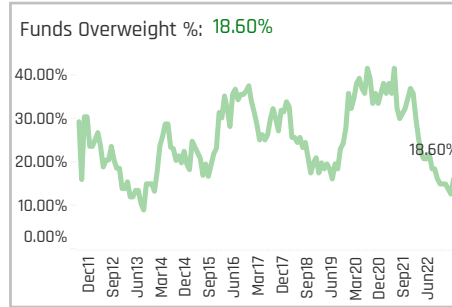
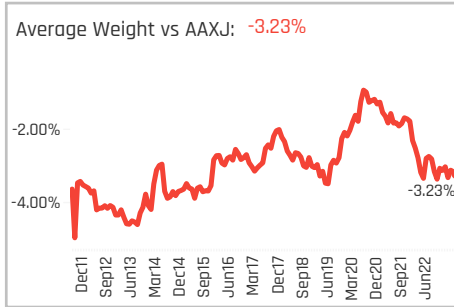
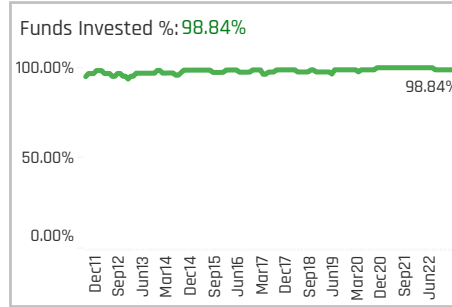
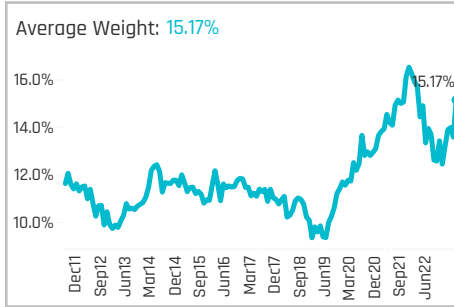
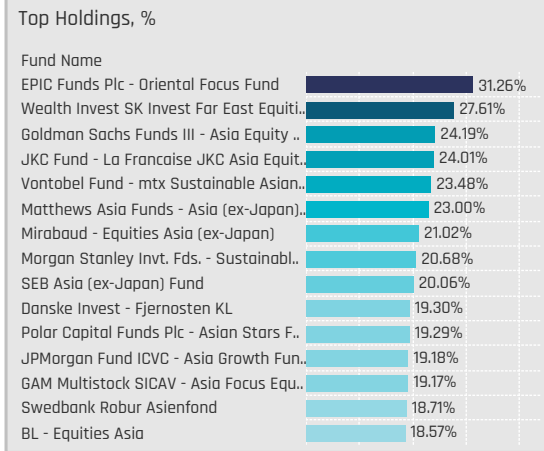
Sector	Weight Change	Flow
Real Estate	3.49%	\$44M
Industrials	2.33%	\$109M
Financials	1.16%	\$21M
Energy	1.16%	\$18M
Multi	0.00%	\$0M
Health Care	0.00%	(\$166M)
Consumer Staples	0.00%	(\$4M)
Consumer Discretionary	0.00%	\$243M
Communication Services	0.00%	\$77M
Utilities	-1.16%	\$2M
Information Technology	-2.33%	(\$1M)
Materials	-4.65%	\$1M

Largest Changes in Fund Country Weight, %

Fund Name	New o..	Sector	Weight Change
DJE - Asien		Financials	6.07%
Wellington Mgmt. Fds. (LU) - Asian ..		Consumer Discretionary	4.47%
Spaengler IQAM Asia Stock		Consumer Discretionary	3.87%
GAM Multistock SICAV - Asia Focus ..	New	Health Care	3.70%
Prisma Asianavigator UI	New	Real Estate	3.65%
Wellington Mgmt. Fds. (LU) - Asian ..		Financials	3.53%
Sydinvest Fjernosten		Communication Services	3.50%
Pictet - Asian Equities (ex-Japan)		Industrials	-3.36%
Robeco Capital Gr. Fds. - Asian Star..		Energy	-4.08%
FTGF Plc - Martin Currie Asia Long-T..		Industrials	-4.15%
Sydinvest Fjernosten		Consumer Discretionary	-5.02%
Invesco Funds - Asia Opportunities ..		Consumer Discretionary	-5.09%
GAM Multistock SICAV - Asia Focus ..		Consumer Discretionary	-8.09%
Baring Eastern Trust		Industrials	-8.02%

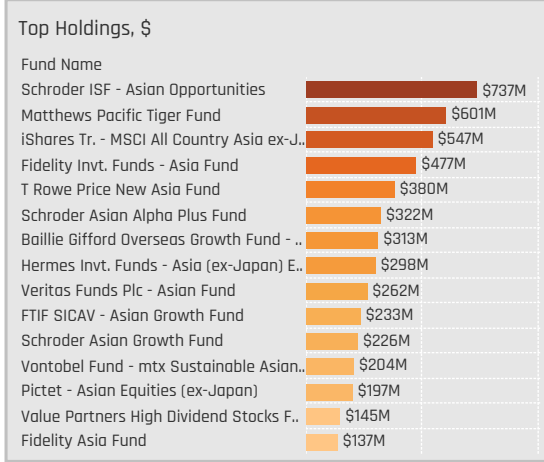
Largest Fund Level Stock Inflows/Outflows, \$

Fund Name	Stock Name	New..	Flow
Schroder ISF - Asian Opportunities	Tencent Holdings Ltd.		\$60M
Hermes Inv. Funds - Asia (ex-Japa..	Alibaba Group Holding Lt..		\$51M
Schroder ISF - Asian Opportunities	Alibaba Group Holding Lt..		\$47M
Baillie Gifford Overseas Growth Fun..	Ping An Insurance (Group..		\$44M
Fidelity Inv. Funds - Asia Fund	BYD Company Limited Cl..	New	\$39M
Fidelity Inv. Funds - Asia Fund	China Tourism Group Dut..	New	\$33M
Fidelity Inv. Funds - Asia Fund	Zhejiang Supor Co., Ltd. ..		\$33M
FTIF SICAV - Asian Growth Fund	Jiangsu Hengrui Pharma..	Close (\$25M)	
FTIF SICAV - Asian Growth Fund	Kweichow Moutai Co., Lt..	Close (\$25M)	
Matthews Pacific Tiger Fund	China Resources Mixc Lif..	(\$26M)	
Matthews Pacific Tiger Fund	CITIC Securities Co. Ltd. C..	(\$28M)	
Matthews Pacific Tiger Fund	Yum China Holdings, Inc.	(\$30M)	
Fidelity Inv. Funds - Asia Fund	AIA Group Limited	(\$31M)	
Matthews Pacific Tiger Fund	CSPC Pharmaceutical Gro..	(\$33M)	



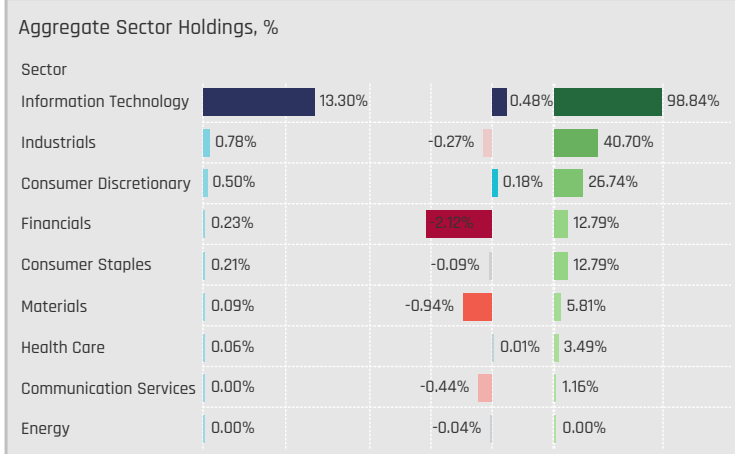
Aggregate Stock Holdings Data, Ranked by Most Widely Held.

Ticker	Stock Name	Funds Invested %	Average Weight	Vs Benchmark	Fund AUM, \$
2330-TW	Taiwan Semiconductor Manuf..	94.19%	8.34%	0.34%	\$4,721M
2454-TW	MediaTek Inc	50.00%	0.86%	0.18%	\$621M
2308-TW	Delta Electronics, Inc.	25.58%	0.40%	0.04%	\$159M
6415-TW	Silergy Corp.	16.28%	0.16%	0.08%	\$82M
5871-TW	Chailase Holding Co. Ltd.	16.28%	0.22%	0.05%	\$169M
2395-TW	Advantech Co., Ltd.	16.28%	0.34%	0.24%	\$74M
2345-TW	Accton Technology Corp.	15.12%	0.27%	0.16%	\$180M
2317-TW	Hon Hai Precision Industry Co...	15.12%	0.28%	-0.50%	\$127M
3023-TW	SINBON Electronics Co., Ltd.	12.79%	0.27%	0.27%	\$35M
3037-TW	Unimicron Technology Corp.	11.63%	0.13%	0.00%	\$48M
2360-TW	Chroma Ate Inc.	10.47%	0.25%	0.25%	\$27M
2303-TW	United Microelectronics Corp.	10.47%	0.15%	-0.20%	\$60M
1216-TW	Uni-President Enterprises Cor..	10.47%	0.14%	-0.07%	\$52M
6409-TW	Voltronic Power Technology C..	9.30%	0.20%	0.12%	\$23M
2891-TW	CTBC Financial Holding Comp..	9.30%	0.11%	-0.14%	\$27M



Top Stock Holdings, %

Fund Name	Ticker	Stock Name	Weight
T Rowe Price Asia Opportunities Fund	2330-TW	Taiwan Semiconducto..	11.80%
Fidelity Inv. Trust - Emerging Asia Fund	2330-TW	Taiwan Semiconducto..	11.57%
T Rowe Price New Asia Fund	2330-TW	Taiwan Semiconducto..	11.43%
Nomura Fds. Ireland Plc - Asia (ex-Japa..	2330-TW	Taiwan Semiconducto..	11.39%
GS Funds - Asia Equity Portfolio	2330-TW	Taiwan Semiconducto..	11.29%
HSBC GIF - Asia (ex-Japan) Equity	2330-TW	Taiwan Semiconducto..	11.04%
JPMorgan Fund ICVC - Asia Growth Fun..	2330-TW	Taiwan Semiconducto..	10.98%
Swedbank Robur Asienfond	2330-TW	Taiwan Semiconducto..	10.94%
Handelsbanken Asien Tema	2330-TW	Taiwan Semiconducto..	10.88%
Janus Henderson Asia Equity Fund	2330-TW	Taiwan Semiconducto..	10.86%
Wellington Mgmt. Fds. (LU) - Asian Opp..	2330-TW	Taiwan Semiconducto..	10.85%
Danske Invest - Fjernosten KL	2330-TW	Taiwan Semiconducto..	10.80%
Fidelity Asia Fund	2330-TW	Taiwan Semiconducto..	10.80%
Schroder Asian Alpha Plus Fund	2330-TW	Taiwan Semiconducto..	10.74%
Fidelity Invt. Funds - Asia Fund	2330-TW	Taiwan Semiconducto..	10.71%



Top Sector Holdings, %

Fund Name	Sector	Weight
EPIC Funds Plc - Oriental Focus Fund	Information Technology	23.92%
Goldman Sachs Funds III - Asia Equity ..	Information Technology	21.74%
Mirabaud - Equities Asia (ex-Japan)	Information Technology	21.02%
Vontobel Fund - mtx Sustainable Asian..	Information Technology	19.31%
Polar Capital Funds Plc - Asian Stars F..	Information Technology	19.29%
Swedbank Robur Asienfond	Information Technology	18.41%
Danske Invest - Fjernosten KL	Information Technology	18.31%
Wealth Invest SK Invest Far East Equiti..	Information Technology	18.23%
GAM Multistock SICAV - Asia Focus Equ..	Information Technology	17.93%
JPMorgan Fund ICVC - Asia Growth Fun..	Information Technology	17.21%
GAM Star Fund Plc - Asian Equity	Information Technology	17.16%
Fidelity Asia Fund	Information Technology	17.09%
Nordea Asian Stars Fund	Information Technology	16.98%
Schroder Asian Alpha Plus Fund	Information Technology	16.44%
Pictet - Asian Equities (ex-Japan)	Information Technology	16.31%

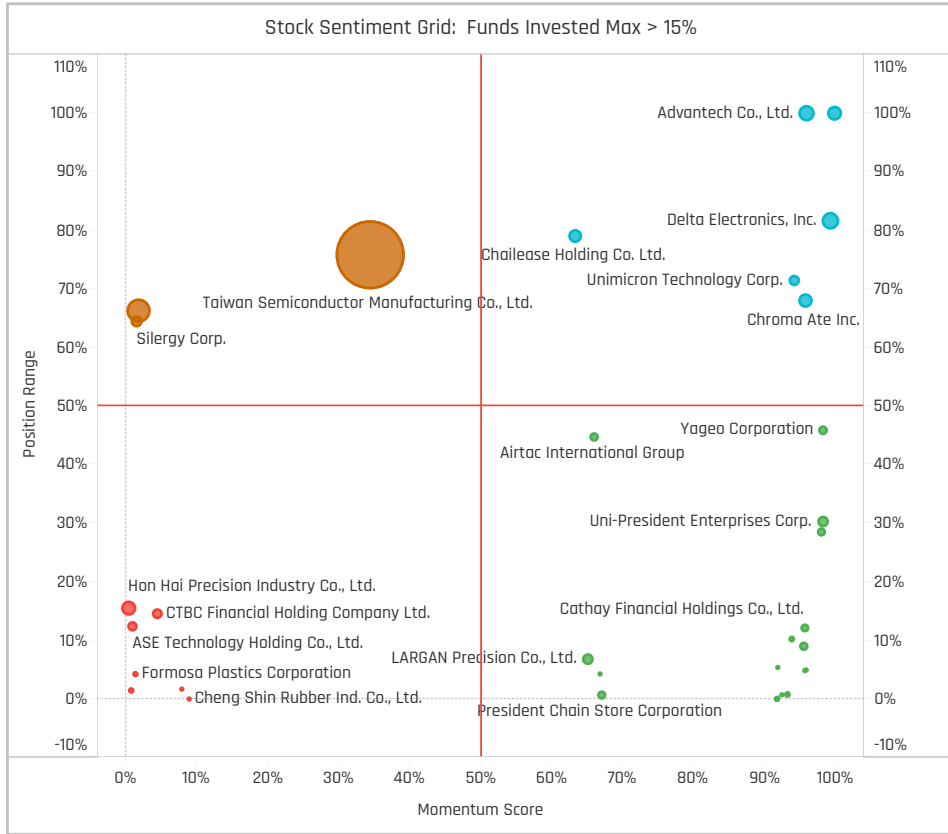
Top Stock Holdings, \$

Fund Name	Ticker	Stock Name	Value
Schroder ISF - Asian Opportunities	2330-TW	Taiwan Semiconductor ..	\$623M
Fidelity Invt. Funds - Asia Fund	2330-TW	Taiwan Semiconductor ..	\$380M
T Rowe Price New Asia Fund	2330-TW	Taiwan Semiconductor ..	\$316M
Matthews Pacific Tiger Fund	2330-TW	Taiwan Semiconductor ..	\$262M
Veritas Funds Plc - Asian Fund	2330-TW	Taiwan Semiconductor ..	\$246M
iShares Tr. - MSCI All Country Asia ex-J..	2330-TW	Taiwan Semiconductor ..	\$238M
FTIF SICAV - Asian Growth Fund	2330-TW	Taiwan Semiconductor ..	\$208M
Schroder Asian Alpha Plus Fund	2330-TW	Taiwan Semiconductor ..	\$197M
Schroder Asian Growth Fund	2330-TW	Taiwan Semiconductor ..	\$158M
Baillie Giffard Overseas Growth Fund - ..	2330-TW	Taiwan Semiconductor ..	\$151M
Hermes Invt. Funds - Asia (ex-Japan) E..	3711-TW	ASE Technology Holding ..	\$121M
Schroder ISF - Asian Opportunities	2454-TW	MediaTek Inc	\$114M
Pictet - Asian Equities (ex-Japan)	2330-TW	Taiwan Semiconductor ..	\$113M
Fidelity Inv. Trust - Emerging Asia Fund	2330-TW	Taiwan Semiconductor ..	\$110M
Fidelity Funds SICAV - Asian Equity Fun..	2330-TW	Taiwan Semiconductor ..	\$99M

Largest Changes in Fund Weight, %

Fund Name	New or C..	Change
Spaengler IQAM Asia Stock		7.32%
Goldman Sachs Funds III - Asia ..		6.24%
Vontobel Fund - mtx Sustainabl..		5.01%
Mirabaud - Equities Asia (ex-Ja..		4.85%
JPMorgan Fund ICVC - Asia Gro..		4.58%
JKC Fund - La Francaise JKC Asi..		4.20%
Wealth Invest SK Invest Far Eas..		4.13%
TT International Funds Plc - Asia..		-0.43%
Fidelity Asia Fund		-0.63%
MFS Meridian Funds - Asia Pacif..		-0.65%
Ninety One Glb. Strat. Fd. - Asia..		-1.32%
Wellington Mgmt. Fds. (LU) - Asi..		-1.60%
Hermes Invt. Funds - Asia (ex-Ja..		-2.01%
Invesco Funds - Asia Opportuniti..		-6.28%

Ave Wgt Δ	Funds Invested Δ	Fund Flows, \$	Av Wgt vs AAXJ Δ	Funds O/W % Δ
1.72%	0.00%	(\$289M)	-0.17%	3.49%



Aggregate Stock Holdings Changes

Ticker	Stock Name	Funds Invested % Δ	Average Weight Δ	Fund Flows, \$
2345-TW	Accton Technology Corp.	4.65%	0.12%	\$10M
2308-TW	Delta Electronics, Inc.	3.49%	0.06%	\$13M
2303-TW	United Microelectronics Corp.	3.49%	0.09%	\$29M
6409-TW	Voltronic Power Technology Co..	2.33%	0.06%	\$4M
6121-TW	Simplo Technology Co. Ltd.	2.33%	0.02%	\$7M
2301-TW	Lite-On Technology Corp.	2.33%	0.02%	(\$4M)
1216-TW	Uni-President Enterprises Corp.	1.16%	0.02%	(\$13M)
1301-TW	Formosa Plastics Corporation	-2.33%	-0.05%	(\$25M)
2379-TW	Realtek Semiconductor Corp	-2.33%	0.01%	\$3M
2454-TW	MediaTek Inc	-2.33%	-0.02%	(\$76M)
6415-TW	Silergy Corp.	-3.49%	-0.02%	\$40M
3711-TW	ASE Technology Holding Co., Lt..	-3.49%	-0.03%	(\$7M)
2884-TW	E.SUN Financial Holding Co., Lt..	-3.49%	-0.04%	(\$59M)
2317-TW	Hon Hai Precision Industry Co...	-5.81%	-0.05%	(\$40M)

Largest Fund Flows, \$

Fund Name	New or Cl..	Flow
Schroder ISF - Asian Opportunit..		\$66M
Pictet - Asian Equities (ex-Japa..		\$38M
iShares Tr. - MSCI All Country A..		\$38M
Fidelity Funds SICAV - Asian Eq..		\$18M
Vontobel Fund - mtx Sustainab..		\$14M
Baillie Gifford Overseas Growth ..		\$13M
AB FCP I - Asia (ex-Japan) Equi..		\$12M
FTIF SICAV - Asian Growth Fund		(\$20M)
Invesco Funds - Asia Opportuniti..		(\$30M)
Matthews Asian Growth & Inco..		(\$30M)
Ninety One Glb. Strat. Fd. - Asia..		(\$32M)
Hermes Invt. Funds - Asia (ex-J..		(\$84M)
Fidelity Invt. Funds - Asia Fund		(\$85M)
Matthews Pacific Tiger Fund		(\$106M)

Largest Fund Level Changes in Stock Weight, %

Fund Name	Stock Name	New ..	Change
Spaengler IQAM Asia Stock	Cathay Financial Holding..		3.04%
BlackRock Global Funds - Asian Gr..	Accton Technology Corp.	New	2.89%
Waverton Invt. Fds. Plc - Asia Pacif..	MediaTek Inc	New	2.79%
Spaengler IQAM Asia Stock	United Microelectronics C..	New	2.69%
T Rowe Price Asia Opportunities F..	Taiwan Semiconductor M..		2.49%
Danske Invest - Fjernosten KL	Taiwan Semiconductor M..		2.45%
Goldman Sachs Funds III - Asia Eq..	Quanta Computer Inc.		2.42%
Wellington Mgmt. Fds. (LU) - Asian..	MediaTek Inc	Close	-2.09%
Janus Henderson Asia Equity Fund	Hon Hai Precision Industr..	Close	-2.23%
Ninety One Glb. Strat. Fd. - Asian E..	Hon Hai Precision Industr..	Close	-2.29%
Invesco Funds - Asia Opportuniti..	MediaTek Inc		-2.44%
Hermes Invt. Funds - Asia (ex-Jap..	Taiwan Semiconductor M..	Close	-2.56%
Invesco Funds - Asia Opportuniti..	Taiwan Semiconductor M..		-2.86%
BlackRock Global Funds - Asian Gr..	Formosa Plastics Corpora..	Close	-3.42%

Aggregate Country Holding Changes

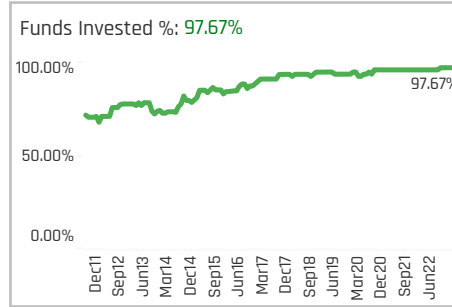
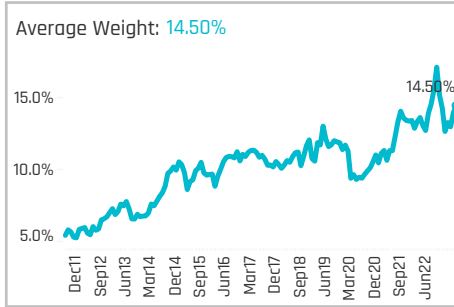
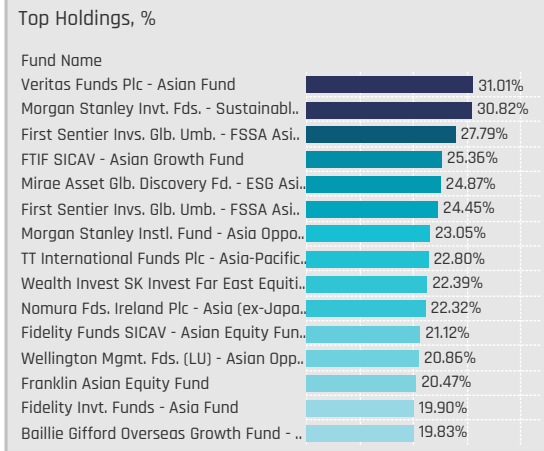
Sector	Change	Flow
Industrials	3.49%	(\$3M)
Utilities	0.00%	
Real Estate	0.00%	
Multi	0.00%	
Information Technology	1.67%	(\$169M)
Health Care	0.00%	\$2M
Consumer Staples	0.00%	(\$14M)
Consumer Discretionary	0.00%	(\$19M)
Energy	-1.16%	(\$4M)
Communication Services	-1.16%	(\$2M)
Materials	-3.49%	(\$25M)
Financials	-4.65%	(\$55M)

Largest Changes in Fund Country Weight, %

Fund Name	New o..	Sector	Change
GAM Multistock SICAV - Asia Focus ..		Information Technology	6.01%
Goldman Sachs Funds III - Asia Equi..		Information Technology	5.97%
BlackRock Global Funds - Asian Gro..		Information Technology	5.30%
Mirabaud - Equities Asia (ex-Japan)		Information Technology	4.85%
JPMorgan Fund ICVC - Asia Growth ..		Information Technology	4.45%
Spaengler IQAM Asia Stock		Information Technology	4.28%
Waverton Invt. Fds. Plc - Asia Pacif..		Information Technology	4.04%
Ninety One Glb. Strat. Fd. - Asian Eq..		Information Technology	-1.57%
MFS Meridian Funds - Asia Pacific (e..		Industrials	-1.78%
GAM Multistock SICAV - Asia Focus ..	Close	Financials	-1.79%
Hermes Invt. Funds - Asia (ex-Japan..		Information Technology	-1.96%
Wellington Mgmt. Fds. (LU) - Asian ..		Information Technology	-2.13%
BlackRock Global Funds - Asian Gro..	Close	Materials	-3.42%
Invesco Funds - Asia Opportuniti..		Information Technology	-4.91%

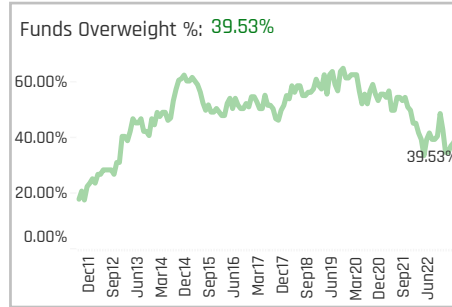
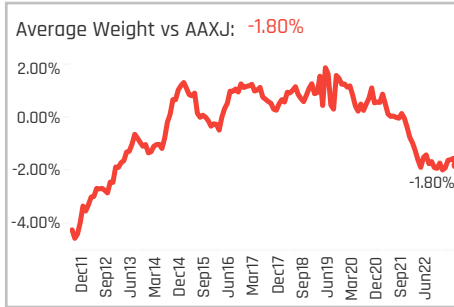
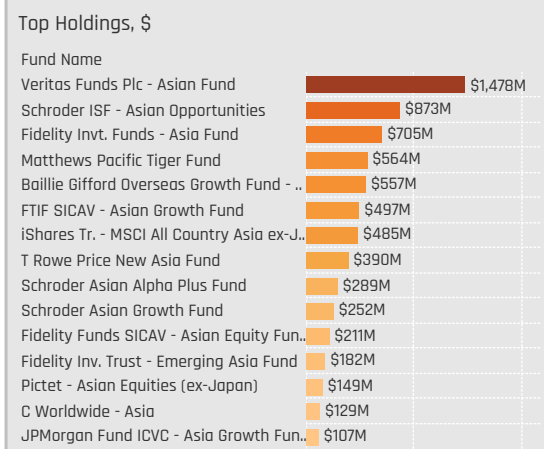
Largest Fund Level Stock Inflows/Outflows, \$

Fund Name	Stock Name	New..	Flow
Schroder ISF - Asian Opportunities	Taiwan Semiconductor M..		\$51M
Baillie Gifford Overseas Growth Fun..	Silergy Corp.	New	\$38M
T Rowe Price New Asia Fund	Taiwan Semiconductor M..		\$23M
Pictet - Asian Equities (ex-Japan)	United Microelectronics C..		\$16M
iShares Tr. - MSCI All Country Asia ..	Taiwan Semiconductor M..		\$15M
Pictet - Asian Equities (ex-Japan)	Taiwan Semiconductor M..		\$15M
BlackRock Global Funds - Asian Gro..	Accton Technology Corp.	New	\$14M
T Rowe Price New Asia Fund	Hon Hai Precision Industr..	Close	(\$19M)
Ninety One Glb. Strat. Fd. - Asian E..	Hon Hai Precision Industr..	Close	(\$21M)
BlackRock Global Funds - Asian Gro..	Formosa Plastics Corpora..	Close	(\$24M)
Fidelity Invt. Funds - Asia Fund	Taiwan Semiconductor M..		(\$27M)
Fidelity Invt. Funds - Asia Fund	E.SUN Financial Holding C..	Close	(\$54M)
Matthews Pacific Tiger Fund	Taiwan Semiconductor M..		(\$59M)
Hermes Invt. Funds - Asia (ex-Japa..	Taiwan Semiconductor M..	Close	(\$74M)



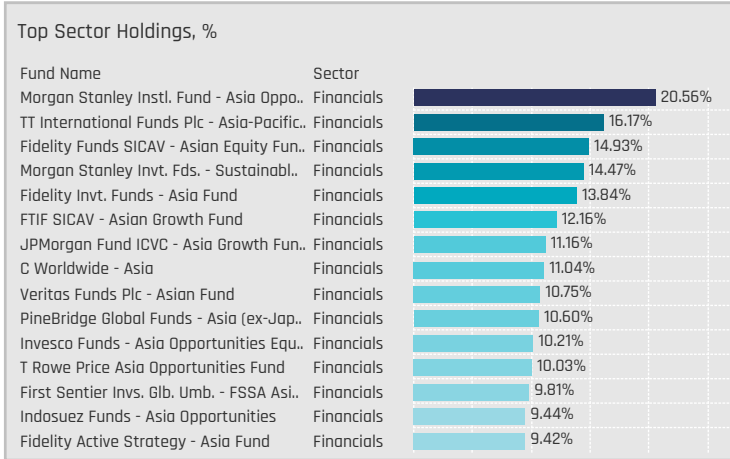
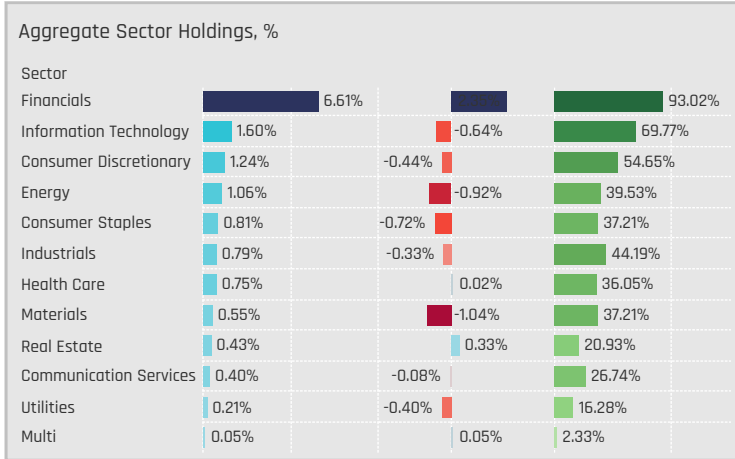
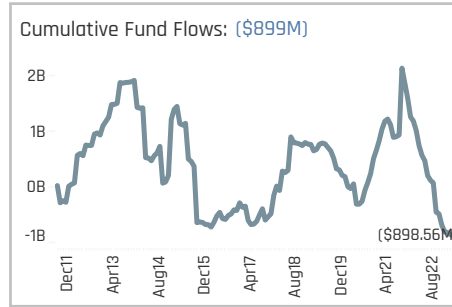
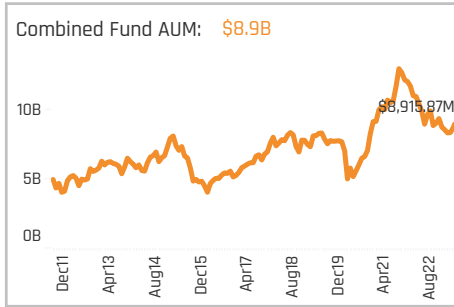
Aggregate Stock Holdings Data, Ranked by Most Widely Held.

Ticker	Stock Name	Funds Invested %	Average Weight	Vs Benchmark	Fund AUM, \$
500180-IN	HDFC Bank Limited	62.79%	2.07%	2.07%	\$1,343M
532174-IN	ICICI Bank Limited	52.33%	1.62%	0.56%	\$1,109M
500209-IN	Infosys Limited	44.19%	0.67%	-0.29%	\$478M
500325-IN	Reliance Industries Limited	36.05%	0.94%	-0.68%	\$457M
500010-IN	Housing Development Financ..	29.07%	0.80%	-0.19%	\$414M
532540-IN	Tata Consultancy Services Li..	20.93%	0.46%	-0.18%	\$318M
532500-IN	Maruti Suzuki India Limited	18.60%	0.27%	0.03%	\$106M
500247-IN	Kotak Mahindra Bank Limited	17.44%	0.36%	0.12%	\$309M
532215-IN	Axis Bank Limited	15.12%	0.37%	-0.08%	\$207M
500696-IN	Hindustan Unilever Limited	15.12%	0.28%	-0.19%	\$205M
543320-IN	Zomato Ltd.	12.79%	0.16%	0.12%	\$135M
508869-IN	Apollo Hospitals Enterprise Li..	12.79%	0.23%	0.13%	\$400M
500520-IN	Mahindra & Mahindra Ltd.	12.79%	0.24%	0.00%	\$49M
540777-IN	HDFC Life Insurance Co. Ltd.	11.63%	0.13%	0.00%	\$135M
532454-IN	Bharti Airtel Limited	11.63%	0.26%	-0.15%	\$89M



Top Stock Holdings, %

Fund Name	Ticker	Stock Name	Weight
Fidelity Active Strategy - Asia Fund	500180-IN	HDFC Bank Limited	9.42%
Fidelity Asia Fund	500180-IN	HDFC Bank Limited	9.27%
AB SICAV I - Asia Low Volatility Equity ..	500180-IN	HDFC Bank Limited	8.92%
Morgan Stanley Instl. Fund - Asia Oppo..	500180-IN	HDFC Bank Limited	8.53%
Allianz Global Investors Fund - Total Re..	500180-IN	HDFC Bank Limited	8.12%
Morgan Stanley Instl. Fund - Asia Oppo..	532174-IN	ICICI Bank Limited	6.86%
Fullerton Lux Funds - Asia Focus Equiti..	532454-IN	Bharti Airtel Limited	6.34%
FTGF Plc - Martin Currie Asia Long-Ter..	500180-IN	HDFC Bank Limited	6.12%
FTIF SICAV - Asian Growth Fund	532174-IN	ICICI Bank Limited	5.61%
Invesco Funds - Asia Opportunities Equ..	532174-IN	ICICI Bank Limited	5.54%
HSBC GIF - Asia (ex-Japan) Equity	532296-IN	Glenmark Pharmaceut..	5.42%
First Sentier Invs. Glb. Umb. - FSSA Asi..	532540-IN	Tata Consultancy Serv..	5.30%
Fidelity Funds SICAV - Asian Equity Fun..	532215-IN	Axis Bank Limited	5.20%
Morgan Stanley Instl. Fund - Asia Oppo..	532187-IN	Indusind Bank Ltd.	5.17%
Spaengler IQAM Asia Stock	500010-IN	Housing Developmen..	5.16%



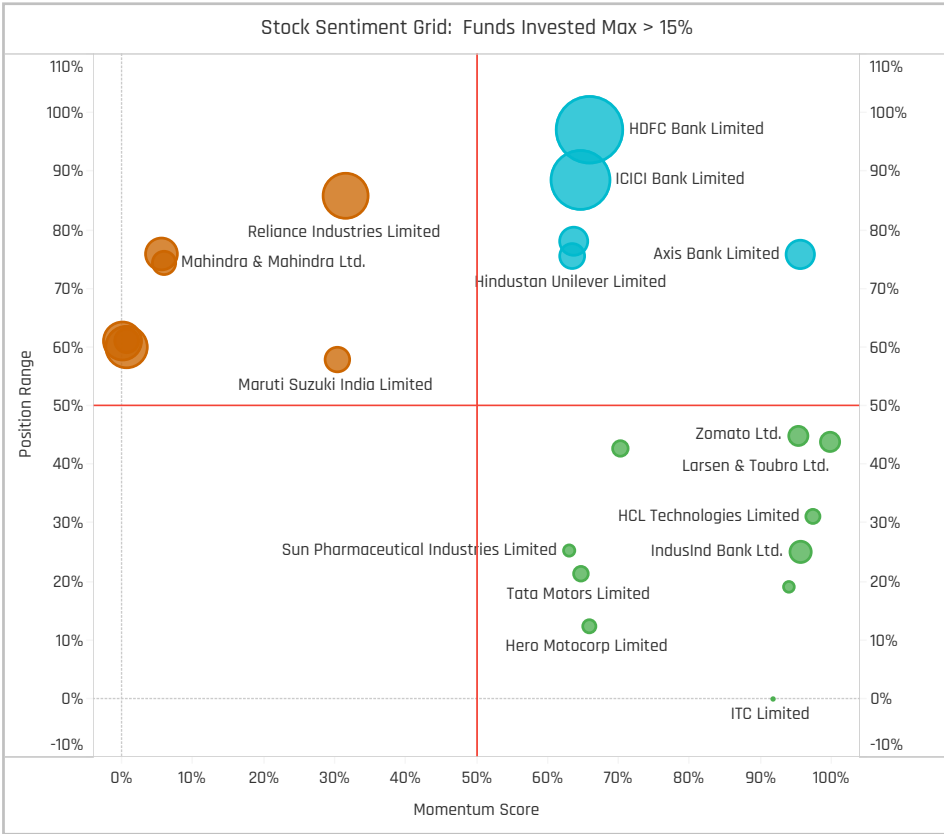
Top Stock Holdings, \$

Fund Name	Ticker	Stock Name	Value
Schroder ISF - Asian Opportunities	SKQW5Y...	Schroder International S..	\$252M
Veritas Funds Plc - Asian Fund	500180-IN	HDFC Bank Limited	\$233M
Schroder ISF - Asian Opportunities	500180-IN	HDFC Bank Limited	\$215M
Veritas Funds Plc - Asian Fund	500247-IN	Kotak Mahindra Bank Li..	\$199M
Fidelity Inv. Funds - Asia Fund	500180-IN	HDFC Bank Limited	\$173M
Veritas Funds Plc - Asian Fund	500696-IN	Hindustan Unilever Limit..	\$154M
Schroder ISF - Asian Opportunities	508869-IN	Apollo Hospitals Enterpri..	\$153M
Matthews Pacific Tiger Fund	532174-IN	ICICI Bank Limited	\$138M
Veritas Funds Plc - Asian Fund	508869-IN	Apollo Hospitals Enterpri..	\$130M
Veritas Funds Plc - Asian Fund	500820-IN	Asian Paints Ltd.	\$128M
Baillie Gifford Overseas Growth Fund - ..	500325-IN	Reliance Industries Limit..	\$120M
Schroder ISF - Asian Opportunities	500209-IN	Infosys Limited	\$113M
FTIF SICAV - Asian Growth Fund	532174-IN	ICICI Bank Limited	\$110M
Fidelity Inv. Funds - Asia Fund	532174-IN	ICICI Bank Limited	\$109M
Veritas Funds Plc - Asian Fund	500325-IN	Reliance Industries Limit..	\$107M

Largest Changes in Fund Weight, %

Fund Name	New or C..	Weight Change
FTIF SICAV - Asian Growth Fund		3.95%
Fidelity Funds SICAV - Asian Equ..		3.18%
Syinvest Fjernosten		2.80%
SEB Asia (ex-Japan) Fund		2.79%
Franklin Asian Equity Fund		2.60%
TT International Funds Plc - Asia..		2.55%
BlackRock Global Funds - Asian ..		2.24%
Morgan Stanley Inv. Fds. - Sust..		-3.21%
Polar Capital Funds Plc - Asian ..		-3.25%
Pictet - Asian Equities (ex-Japan)		-3.50%
AB SICAV I - Asia Low Volatility ..		-4.97%
DJE - Asien		-5.72%
Spaengler IQAM Asia Stock		-5.94%
Prisma Asianavigator UI		-5.94%

Ave Wgt Δ	Funds Invested Δ	Fund Flows, \$	Av Wgt vs AAXJ Δ	Funds O/W % Δ
-0.74%	0.00%	(\$224M)	-0.08%	-3.49%



Aggregate Stock Holdings Changes

Ticker	Stock Name	Funds Invested % Δ	Average Weight Δ	Fund Flows, \$
500510-IN	Larsen & Toubro Ltd.	3.49%	0.07%	\$29M
517569-IN	KEI Industries Limited	3.49%	0.04%	\$2M
543287-IN	Macrotech Developers Ltd.	2.33%	0.06%	\$14M
532343-IN	TVS Motor Company Limited	2.33%	0.02%	\$4M
505200-IN	Eicher Motors Limited	2.33%	0.04%	\$5M
500180-IN	HDFC Bank Limited	1.16%	-0.05%	(\$19M)
532898-IN	Power Grid Corporation of Indi..	1.16%	0.00%	(\$1M)
531344-IN	Container Corporation of India..	-2.33%	-0.04%	(\$16M)
500820-IN	Asian Paints Ltd.	-2.33%	-0.03%	(\$2M)
500112-IN	State Bank of India	-2.33%	-0.01%	(\$1M)
532500-IN	Maruti Suzuki India Limited	-2.33%	0.00%	(\$42M)
532454-IN	Bharti Airtel Limited	-3.49%	-0.05%	(\$19M)
500325-IN	Reliance Industries Limited	-3.49%	-0.17%	(\$18M)
500209-IN	Infosys Limited	-6.98%	-0.35%	(\$82M)

Largest Fund Flows, \$

Fund Name	New or Cl..	Flow
Schroder ISF - Asian Opportunit..		\$65M
FTIF SICAV - Asian Growth Fund		\$58M
iShares Tr. - MSCI All Country A..		\$39M
Fidelity Funds SICAV - Asian Eq..		\$33M
AB FCP I - Asia (ex-Japan) Equi..		\$12M
BlackRock Global Funds - Asian ..		\$11M
Fidelity Inv. Trust - Emerging As..		\$10M
JPMorgan Fund ICVC - Asia Gro..		(\$28M)
C Worldwide - Asia		(\$28M)
Fidelity Inv. Funds - Asia Fund		(\$28M)
Ninety One Glob. Strat. Fd. - Asia..		(\$28M)
Baillie Gifford Overseas Growth ..		(\$45M)
T Rowe Price New Asia Fund		(\$52M)
Matthews Pacific Tiger Fund		(\$133M)

Largest Fund Level Changes in Stock Weight, %

Fund Name	Stock Name	New ..	Weight Change
TT International Funds Plc - Asia-P..	Equitas Small Finance Ba..	New	4.42%
Mirabaud - Equities Asia (ex-Japan)	ICICI Bank Limited	New	3.44%
Polar Capital Funds Plc - Asian Sta..	HDFC Bank Limited	New	3.05%
Nomura Fds. Ireland Plc - Asia (ex..	ICICI Bank Limited	New	3.05%
BlackRock Global Funds - Asian Gr..	Godrej Consumer Produc..	New	2.82%
Wellington Mgmt. Fds. (LU) - Asian..	Larsen & Toubro Ltd.	New	2.77%
Natixis Intl. Fds. (Lux) I - Natixis As..	Hindustan Unilever Limit..	New	2.53%
Carnegie Asia	Reliance Industries Limit..	Close	-2.64%
Baring Eastern Trust	Infosys Limited	Close	-2.75%
DJE - Asien	Housing Development Fin..		-3.20%
Ninety One Glob. Strat. Fd. - Asian E..	Reliance Industries Limit..	Close	-3.28%
TT International Funds Plc - Asia-P..	Equitas Holdings Ltd.	Close	-3.66%
AB SICAV I - Asia Low Volatility Eq..	Infosys Limited	Close	-4.34%
Prisma Asianavigator UI	iShares MSCI India UCITS..	Close	-4.91%

Aggregate Country Holding Changes

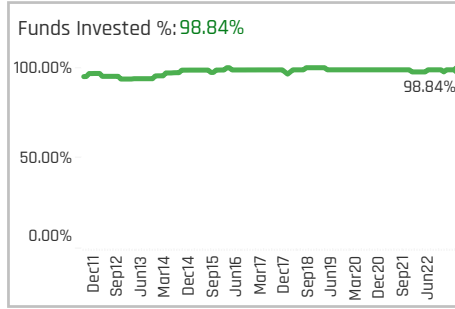
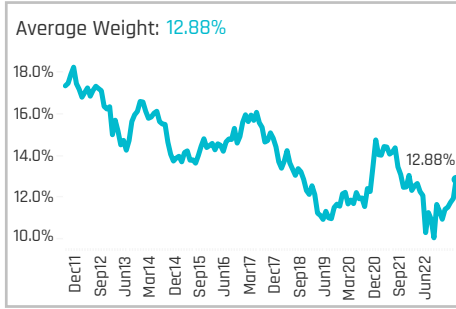
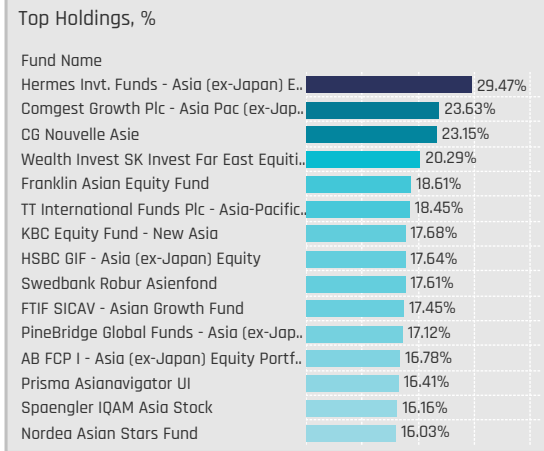
Sector	Weight	Change	Flow
Real Estate	2.33%	0.09%	\$7M
Utilities	1.16%	-0.01%	(\$23M)
Materials	1.16%	0.01%	(\$2M)
Industrials	1.16%	0.12%	\$5M
Financials	0.00%	-0.04%	(\$138M)
Consumer Staples	0.00%	-0.04%	(\$22M)
Multi	-1.16%	-0.06%	\$17M
Health Care	-1.16%	-0.01%	\$30M
Consumer Discretionary	-1.16%	0.13%	(\$19M)
Information Technology	-2.33%	-0.07%	(\$36M)
Energy	-3.49%	-0.18%	(\$19M)
Communication Services	-4.65%	-0.09%	(\$25M)

Largest Changes in Fund Country Weight, %

Fund Name	New o..	Sector	Weight Change
Carnegie Asia	New	Industrials	3.62%
Fidelity Funds SICAV - Asian Equity ..		Consumer Discretionary	3.25%
Janus Henderson Asia Equity Fund	New	Consumer Discretionary	3.02%
SEB Asia (ex-Japan) Fund		Materials	3.01%
BlackRock Global Funds - Asian Gro..	New	Industrials	2.95%
BlackRock Global Funds - Asian Gro..	New	Consumer Staples	2.82%
Wellington Mgmt. Fds. (LU) - Asian ..		Industrials	2.68%
Ninety One Glob. Strat. Fd. - Asian Eq..	Close	Energy	-3.28%
Pictet - Asian Equities (ex-Japan)		Financials	-3.57%
Janus Henderson Asia Equity Fund		Financials	-3.87%
Spaengler IQAM Asia Stock		Consumer Staples	-3.94%
AB SICAV I - Asia Low Volatility Equi..	Close	Information Technology	-4.34%
DJE - Asien		Financials	-4.71%
Prisma Asianavigator UI	Close	Multi	-4.91%

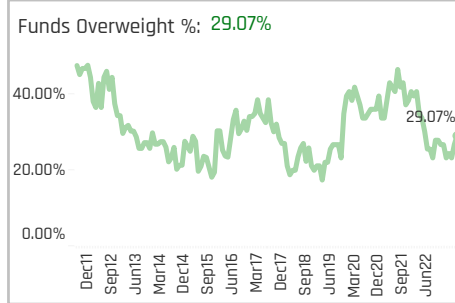
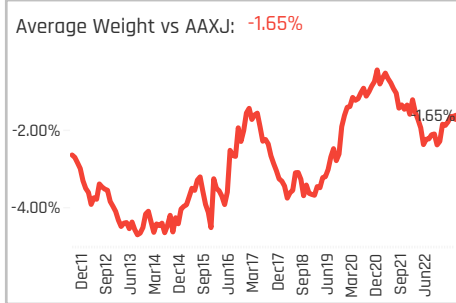
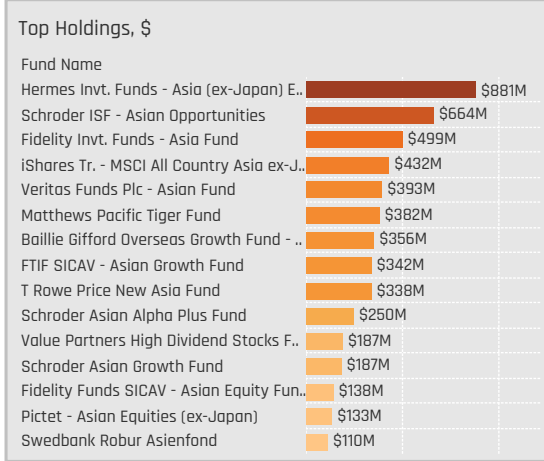
Largest Fund Level Stock Inflows/Outflows, \$

Fund Name	Stock Name	New..	Flow
Fidelity Inv. Funds - Asia Fund	Shriram Finance Limited	New	\$43M
FTIF SICAV - Asian Growth Fund	Reliance Industries Limit..		\$22M
Fidelity Inv. Funds - Asia Fund	ICICI Bank Limited		\$20M
Schroder Asian Alpha Plus Fund	Mphasis Limited	New	\$19M
Schroder ISF - Asian Opportunities	Schroder International S..		\$18M
Fidelity Funds SICAV - Asian Equity..	Shriram Finance Limited	New	\$17M
FTIF SICAV - Asian Growth Fund	ICICI Prudential Life Insur..	New	\$17M
Ninety One Glob. Strat. Fd. - Asian E..	Reliance Industries Limit..	Close	(\$26M)
Baillie Gifford Overseas Growth Fun..	ICICI Lombard General In..	Close	(\$26M)
T Rowe Price New Asia Fund	Maruti Suzuki India Limit..		(\$28M)
Matthews Pacific Tiger Fund	Tata Power Company Li..		(\$30M)
Baillie Gifford Overseas Growth Fun..	AU Small Finance Bank Li..	Close	(\$32M)
Fidelity Inv. Funds - Asia Fund	Housing Development Fin..		(\$32M)
Fidelity Inv. Funds - Asia Fund	Infosys Limited		(\$42M)



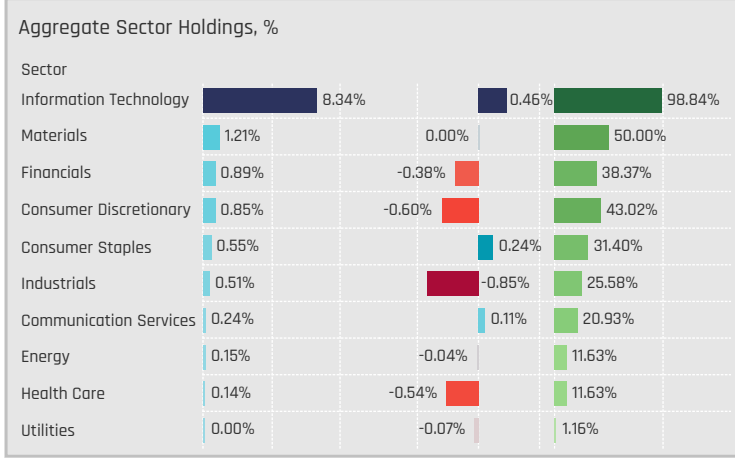
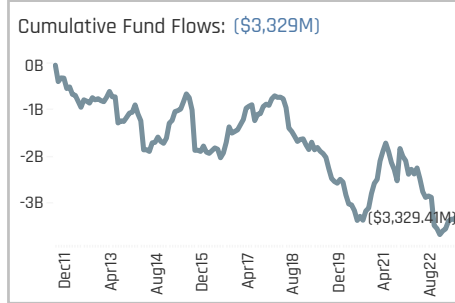
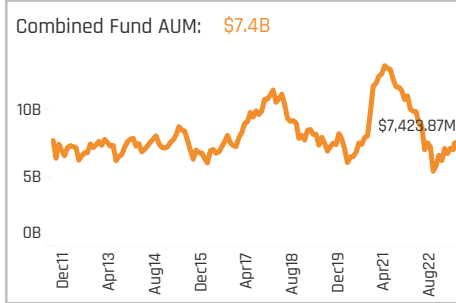
Aggregate Stock Holdings Data, Ranked by Most Widely Held.

Ticker	Stock Name	Funds Invested %	Average Weight	Vs Benchmark	Fund AUM, \$
005930-KR	Samsung Electronics Co., Ltd.	81.40%	5.16%	0.58%	\$3,387M
000660-KR	SK hynix Inc.	38.37%	0.98%	0.19%	\$332M
051910-KR	LG Chem Ltd.	34.88%	0.76%	0.30%	\$572M
006400-KR	Samsung SDI Co., Ltd	31.40%	0.58%	0.05%	\$302M
035420-KR	NAVER Corp.	23.26%	0.32%	-0.03%	\$248M
005935-KR	Samsung Electronics Co Ltd P..	18.60%	0.62%	-0.03%	\$380M
105560-KR	KB Financial Group Inc.	17.44%	0.25%	0.01%	\$177M
051900-KR	LG H&H Co., Ltd.	15.12%	0.19%	0.13%	\$40M
058470-KR	Leeno Industrial Inc.	12.79%	0.18%	0.18%	\$26M
014680-KR	Hansol Chemical Co., Ltd	12.79%	0.24%	0.24%	\$50M
005380-KR	Hyundai Motor Company	12.79%	0.16%	-0.21%	\$118M
000270-KR	Kia Corp.	12.79%	0.23%	-0.07%	\$75M
086790-KR	Hana Financial Group Inc.	10.47%	0.13%	-0.04%	\$35M
055550-KR	Shinhan Financial Group Co., ..	10.47%	0.13%	-0.09%	\$69M
036570-KR	NCsoft Corporation	10.47%	0.10%	0.03%	\$17M



Top Stock Holdings, %

Fund Name	Ticker	Stock Name	Percentage
Fidelity Funds SICAV - Asian Equity Fun..	005930-KR	Samsung Electronics ..	11.72%
Nordea Asian Stars Fund	005930-KR	Samsung Electronics ..	10.98%
Janus Henderson Asia Equity Fund	005930-KR	Samsung Electronics ..	10.81%
BlackRock Global Funds - Asian Growth..	005930-KR	Samsung Electronics ..	10.37%
FTIF SICAV - Asian Growth Fund	005930-KR	Samsung Electronics ..	10.37%
Allianz Global Investors Fund - Total Re..	005930-KR	Samsung Electronics ..	10.32%
Franklin Asian Equity Fund	005930-KR	Samsung Electronics ..	9.87%
Spaengler IQAM Asia Stock	005930-KR	Samsung Electronics ..	9.83%
Schroder Asian Alpha Plus Fund	005930-KR	Samsung Electronics ..	8.85%
Hermes Inv. Funds - Asia (ex-Japan) E..	005930-KR	Samsung Electronics ..	8.67%
Eastspring Investments - Asian Dynam..	005930-KR	Samsung Electronics ..	8.55%
Skandia Asia	005930-KR	Samsung Electronics ..	8.34%
Wellington Mgmt. Fds. (LU) - Asian Opp..	005930-KR	Samsung Electronics ..	8.32%
C Worldwide - Asia	005935-KR	Samsung Electronics ..	8.29%
Prisma Asianavigator UI	005930-KR	Samsung Electronics ..	8.13%



Top Sector Holdings, %

Fund Name	Sector	Percentage
Nordea Asian Stars Fund	Information Technology	16.03%
Spaengler IQAM Asia Stock	Information Technology	13.70%
FTIF SICAV - Asian Growth Fund	Information Technology	13.64%
Franklin Asian Equity Fund	Information Technology	13.55%
Schroder Asian Alpha Plus Fund	Information Technology	13.07%
GAM Multistock SICAV - Asia Focus Equ..	Information Technology	12.83%
Polar Capital Funds Plc - Asian Stars F..	Information Technology	12.71%
Fidelity Funds SICAV - Asian Equity Fun..	Information Technology	12.40%
BlackRock Global Funds - Asian Growth..	Information Technology	12.13%
Fidelity Inv. Funds - Asia Fund	Information Technology	12.04%
Sydneyinvest Fjernosten	Information Technology	12.01%
Janus Henderson Asia Equity Fund	Information Technology	11.96%
Natixis Intl. Fds. (Lux) I - Natixis Asia Eq..	Information Technology	11.62%
Fidelity Active Strategy - Asia Fund	Information Technology	11.38%
Eastspring Investments - Asian Dynam..	Information Technology	11.33%

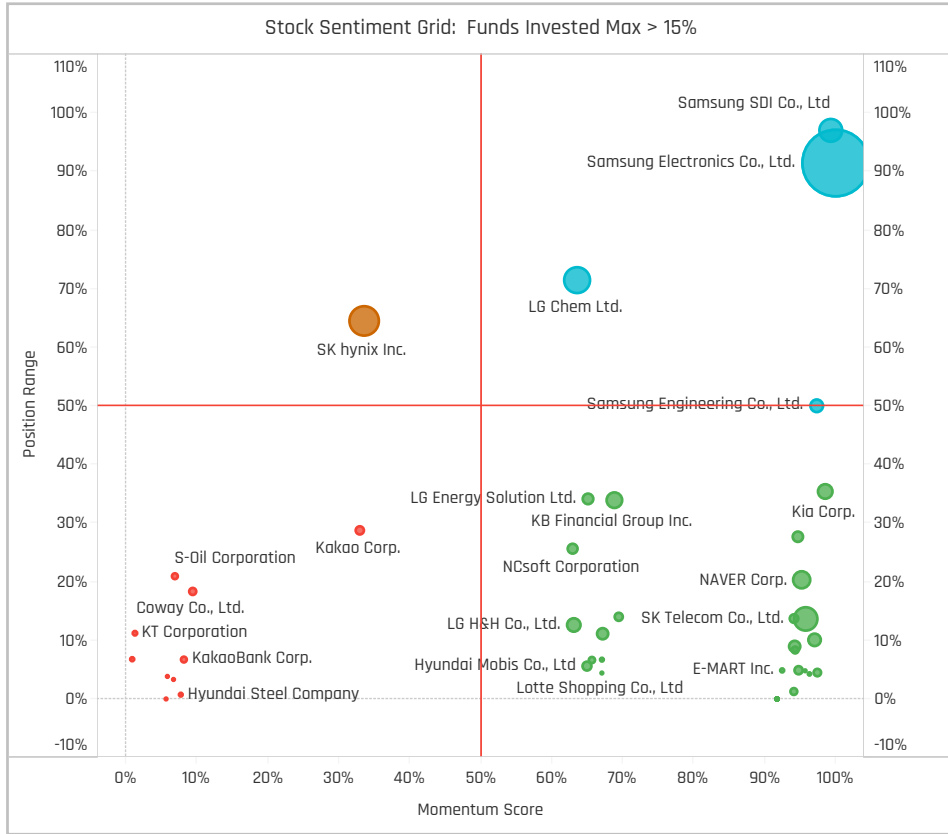
Top Stock Holdings, \$

Fund Name	Ticker	Stock Name	Amount
Schroder ISF - Asian Opportunities	005930-..	Samsung Electronics Co...	\$469M
Fidelity Inv. Funds - Asia Fund	005930-..	Samsung Electronics Co...	\$287M
Hermes Inv. Funds - Asia (ex-Japan) E..	005930-..	Samsung Electronics Co...	\$259M
Matthews Pacific Tiger Fund	005930-..	Samsung Electronics Co...	\$217M
Veritas Funds Plc - Asian Fund	005930-..	Samsung Electronics Co...	\$211M
T Rowe Price New Asia Fund	005930-..	Samsung Electronics Co...	\$209M
FTIF SICAV - Asian Growth Fund	005930-..	Samsung Electronics Co...	\$203M
Schroder Asian Alpha Plus Fund	005930-..	Samsung Electronics Co...	\$162M
Schroder ISF - Asian Opportunities	051910-KR	LG Chem Ltd.	\$157M
Veritas Funds Plc - Asian Fund	051910-KR	LG Chem Ltd.	\$147M
iShares Tr. - MSCI All Country Asia ex-J..	005930-..	Samsung Electronics Co...	\$136M
Schroder Asian Growth Fund	005930-..	Samsung Electronics Co...	\$125M
Fidelity Funds SICAV - Asian Equity Fun..	005930-..	Samsung Electronics Co...	\$117M
Hermes Inv. Funds - Asia (ex-Japan) E..	000810-K..	Samsung Fire & Marine I..	\$113M
Baillie Giffard Overseas Growth Fund - ..	006400-..	Samsung SDI Co., Ltd	\$95M

Largest Changes in Fund Weight, %

Fund Name	New or C..	Change
Wellington Mgmt. Fds. (LU) - Asi..		
Swedbank Robur Asienfond		6.94%
Fidelity Active Strategy - Asia F..		6.45%
Janus Henderson Asia Equity Fu..		6.40%
Fidelity Asia Fund		6.14%
Natixis Intl. Fds. (Lux) I - Natixis ..		6.00%
Baring Eastern Trust		5.03%
JKC Fund - La Francaise JKC Asi..		-0.42%
BL - Equities Asia		-0.44%
Ninety One Glb. Strat. Fd. - Asia..		-0.55%
Carnegie Asia		-0.58%
SEB Asia (ex-Japan) Fund		-1.18%
Danske Invest - Fjernosten KL		-1.23%
Baillie Gifford Overseas Growth ..		-2.07%

Ave Wgt Δ	Funds Invested Δ	Fund Flows, \$	Av Wgt vs AAXJ Δ	Funds O/W % Δ
1.52%	0.00%	\$328M	0.62%	2.33%



Aggregate Stock Holdings Changes

Ticker	Stock Name	Funds Invested % Δ	Average Weight Δ	Fund Flows, \$
006400-KR	Samsung SDI Co., Ltd	5.81%	0.06%	\$30M
005930-KR	Samsung Electronics Co., Ltd.	5.81%	1.18%	\$274M
105560-KR	KB Financial Group Inc.	3.49%	-0.01%	\$22M
090430-KR	Amorepacific Corp.	2.33%	0.00%	\$22M
CPNG-US	Coupage, Inc. Class A	2.33%	0.00%	\$6M
066570-KR	LG Electronics Inc.	2.33%	0.03%	\$9M
035900-KR	JYP Entertainment Corp	2.33%	0.04%	\$4M
008560-KR	MERITZ SECURITIES CO LTD	-1.16%	0.00%	(\$1M)
004170-KR	Shinsegae Co., Ltd	-1.16%	-0.02%	(\$2M)
004020-KR	Hyundai Steel Company	-1.16%	0.00%	(\$1M)
001040-KR	CJ Corporation	-1.16%	0.00%	\$0M
030200-KR	KT Corporation	-2.33%	-0.05%	(\$18M)
000660-KR	SK hynix Inc.	-3.49%	0.20%	(\$47M)
011070-KR	LG Innotek Co., Ltd	-4.65%	-0.02%	(\$3M)

Largest Fund Flows, \$

Fund Name	New or Cl..	Flow
Hermes Inv. Funds - Asia (ex-J..		\$120M
T Rowe Price New Asia Fund		\$116M
Schroder ISF - Asian Opportunit..		\$61M
Fidelity Asia Fund		\$38M
Swedbank Robur Asienfond		\$35M
iShares Tr. - MSCI All Country A..		\$30M
Pictet - Asian Equities (ex-Japa..		\$25M
Fidelity Inv. Funds - Asia Fund		(\$13M)
Schroder Asian Alpha Plus Fund		(\$16M)
BlackRock Global Funds - Asian ..		(\$17M)
Matthews Asian Growth & Inco..		(\$21M)
Matthews Pacific Tiger Fund		(\$23M)
Ninety One Glb. Strat. Fd. - Asia..		(\$24M)
Baillie Gifford Overseas Growth ..		(\$104M)

Largest Fund Level Changes in Stock Weight, %

Fund Name	Stock Name	New ..	Change
Wellington Mgmt. Fds. (LU) - Asian..	Samsung Electronics Co...	New	8.32%
Janus Henderson Asia Equity Fund	Samsung Electronics Co...		6.40%
Fidelity Active Strategy - Asia Fund	Samsung Electronics Co...	New	5.45%
Natixis Intl. Fds. (Lux) I - Natixis As..	Samsung Electronics Co...	New	4.85%
T Rowe Price New Asia Fund	Samsung Electronics Co...		4.25%
T. Rowe Price Funds SICAV - Asian ..	Samsung Electronics Co...		4.22%
Fidelity Asia Fund	Samsung Electronics Co...	New	4.07%
Robeco Capital Gr. Fds. - Asian Sta..	KB Financial Group Inc.		-1.84%
GAM Multistock SICAV - Asia Focus..	SAMSUNG SDS CO., LTD.	Close	-1.85%
Syinvest Fjernosten	HANWHA SOLUTIONS COR..	Close	-2.02%
Wellington Mgmt. Fds. (LU) - Asian..	Korea Electric Power Cor..	Close	-2.07%
TT International Funds Plc - Asia-P..	SKC Co., Ltd.	Close	-2.12%
TT International Funds Plc - Asia-P..	Hana Financial Group Inc.		-2.22%
Ninety One Glb. Strat. Fd. - Asian E..	SK hynix Inc.	Close	-2.30%

Aggregate Country Holding Changes

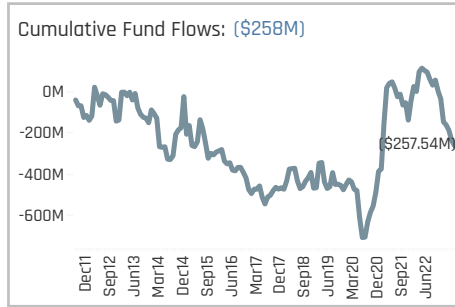
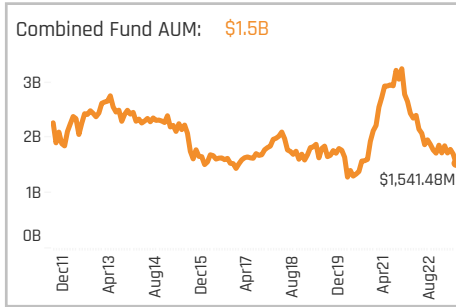
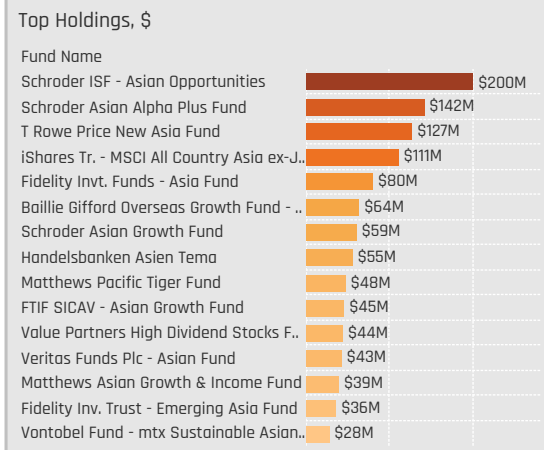
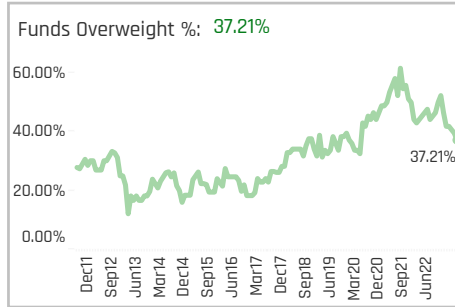
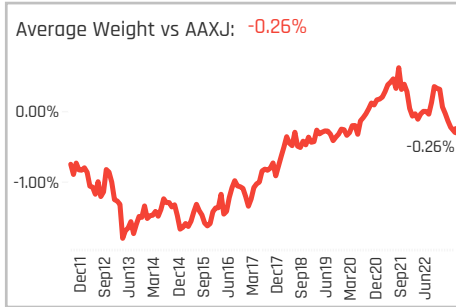
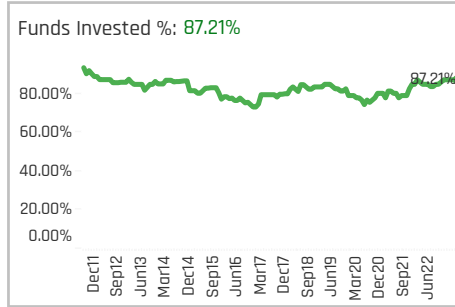
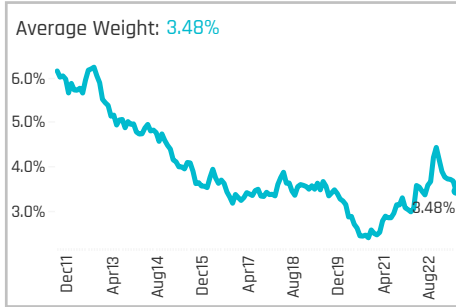
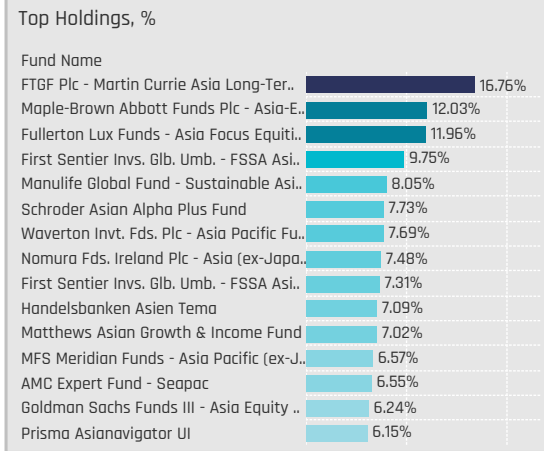
Sector	Change	Weight	Flow
Financials	0.07%		\$85M
Consumer Staples	-0.02%		\$21M
Information Technology	1.38%		\$232M
Consumer Discretionary	0.07%		\$12M
Real Estate	0.00%		
Multi	0.00%		
Materials	0.05%		\$44M
Health Care	-0.02%		\$2M
Industrials	0.05%		(\$35M)
Communication Services	-0.05%		(\$28M)
Utilities	-0.02%		(\$7M)
Energy	0.00%		\$2M

Largest Changes in Fund Country Weight, %

Fund Name	New o..	Sector	Change
Wellington Mgmt. Fds. (LU) - Asian ..	New	Information Technology	8.32%
Natixis Intl. Fds. (Lux) I - Natixis Asia..		Information Technology	8.24%
Fidelity Active Strategy - Asia Fund		Information Technology	6.46%
Janus Henderson Asia Equity Fund		Information Technology	6.35%
Fidelity Asia Fund		Information Technology	6.14%
AB FCP I - Asia (ex-Japan) Equity Pa..		Information Technology	4.78%
Swedbank Robur Asienfond		Information Technology	4.46%
Matthews Asian Growth & Income F..	Close	Consumer Discretionary	-1.60%
AB FCP I - Asia (ex-Japan) Equity Pa..		Consumer Discretionary	-1.65%
Natixis Intl. Fds. (Lux) I - Natixis Asia..	Close	Consumer Discretionary	-1.70%
BlackRock Global Funds - Asian Gra..	Close	Communication Services	-1.83%
Robeco Capital Gr. Fds. - Asian Star..		Financials	-1.84%
Wellington Mgmt. Fds. (LU) - Asian ..	Close	Utilities	-2.07%
TT International Funds Plc - Asia-Pa..		Financials	-2.22%

Largest Fund Level Stock Inflows/Outflows, \$

Fund Name	Stock Name	New..	Flow
T Rowe Price New Asia Fund	Samsung Electronics Co...		\$94M
Schroder ISF - Asian Opportunities	Samsung Electronics Co...		\$49M
Schroder ISF - Asian Opportunities	LG Chem Ltd.		\$34M
Hermes Inv. Funds - Asia (ex-Japa..	Samsung Electronics Co...		\$30M
Fidelity Asia Fund	Samsung Electronics Co...	New	\$30M
Hermes Inv. Funds - Asia (ex-Japa..	Samsung Fire & Marine I..		\$25M
FTIF SICAV - Asian Growth Fund	Hyundai Motor Company	New	\$25M
Matthews Pacific Tiger Fund	HL Mando Co., Ltd.		(\$17M)
Baillie Gifford Overseas Growth Fun..	LG Energy Solution Ltd.	Close	(\$20M)
FTIF SICAV - Asian Growth Fund	NAVER Corp.	Close	(\$20M)
Baillie Gifford Overseas Growth Fun..	Hyundai Mipo Dockyard C..		(\$20M)
Schroder Asian Alpha Plus Fund	SK hynix Inc.	Close	(\$20M)
Schroder ISF - Asian Opportunities	NAVER Corp.		(\$21M)
Ninety One Glb. Strat. Fd. - Asian E..	SK hynix Inc.	Close	(\$22M)

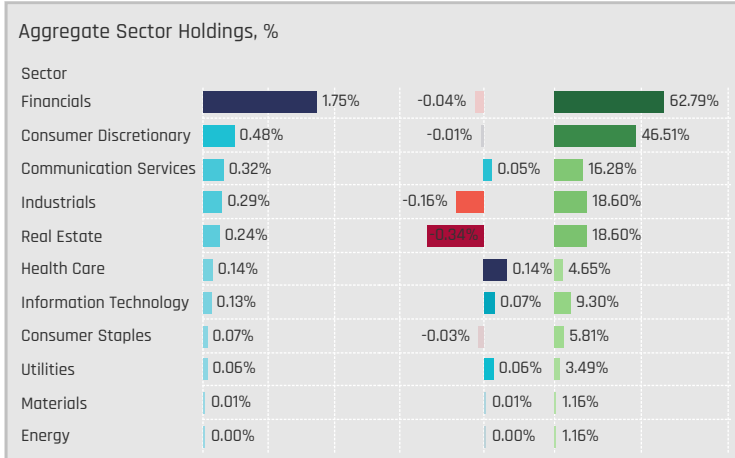


Aggregate Stock Holdings Data, Ranked by Most Widely Held.

Ticker	Stock Name	Funds Invested %	Average Weight	Vs Benchmark	Fund AUM, \$
D05-SG	DBS Group Holdings Ltd	44.19%	0.92%	0.20%	\$353M
SE-US	Sea Ltd. (Singapore) Sponsor..	39.53%	0.38%	0.01%	\$271M
U11-SG	United Overseas Bank Ltd. (Si..	23.26%	0.42%	-0.01%	\$164M
Z74-SG	Singapore Telecommunicatio..	16.28%	0.32%	0.05%	\$93M
O39-SG	Oversea-Chinese Banking Cor..	16.28%	0.32%	-0.22%	\$307M
9CI-SG	CapitaLand Investment Limit..	8.14%	0.07%	-0.04%	\$28M
V03-SG	Venture Corporation Limited	6.98%	0.11%	0.05%	\$70M
GRAB-US	Grab Holdings Ltd. (Singapore..	6.98%	0.10%	0.03%	\$27M
OVB-SG	Sheng Siong Group Ltd.	5.81%	0.07%	0.07%	\$9M
C38U-SG	CapitaLand Integrated Comm..	5.81%	0.07%	-0.07%	\$53M
S68-SG	Singapore Exchange Ltd.	4.65%	0.05%	-0.05%	\$32M
C07-SG	Jardine Cycle & Carriage Limi..	4.65%	0.08%	0.04%	\$8M
U96-SG	Sembcorp Industries Ltd.	3.49%	0.06%	0.06%	\$6M
S63-SG	Singapore Technologies Engin..	3.49%	0.08%	0.01%	\$13M
C09-SG	City Developments Limited	3.49%	0.04%	0.00%	\$4M

Top Stock Holdings, %

Fund Name	Ticker	Stock Name	Weight
Fullerton Lux Funds - Asia Focus Equiti..	Z74-SG	Singapore Telecommu..	7.09%
NESTOR-FONDS - Nestor Fernost Funds	BSL-SG	Raffles Medical Group ..	5.61%
Fullerton Lux Funds - Asia Focus Equiti..	U11-SG	United Overseas Bank..	4.87%
FTGF Plc - Martin Currie Asia Long-Ter..	Z74-SG	Singapore Telecommu..	4.62%
FTGF Plc - Martin Currie Asia Long-Ter..	U11-SG	United Overseas Bank..	4.57%
Handelsbanken Asien Tema	D05-SG	DBS Group Holdings L..	4.37%
Waverton Invnt. Fds. Plc - Asia Pacific Fu..	U11-SG	United Overseas Bank..	4.22%
Nomura Fds. Ireland Plc - Asia (ex-Japa..	D05-SG	DBS Group Holdings L..	4.13%
FTGF Plc - Martin Currie Asia Long-Ter..	S63-SG	Singapore Technologi..	4.02%
Goldman Sachs Funds III - Asia Equity ..	U11-SG	United Overseas Bank..	3.87%
Carnegie Asia	D05-SG	DBS Group Holdings L..	3.72%
FTGF Plc - Martin Currie Asia Long-Ter..	V03-SG	Venture Corporation L..	3.55%
Maple-Brown Abbott Funds Plc - Asia-E..	D05-SG	DBS Group Holdings L..	3.49%
Waverton Invnt. Fds. Plc - Asia Pacific Fu..	SE-US	Sea Ltd. (Singapore) ..	3.48%
Invesco Funds - Asia Opportunities Equ..	D05-SG	DBS Group Holdings L..	3.47%



Top Sector Holdings, %

Fund Name	Sector	Weight
Fullerton Lux Funds - Asia Focus Equiti..	Communication Services	7.09%
Handelsbanken Asien Tema	Financials	6.19%
Carnegie Asia	Financials	5.85%
Maple-Brown Abbott Funds Plc - Asia-E..	Financials	5.77%
NESTOR-FONDS - Nestor Fernost Funds	Health Care	5.61%
abrdn Sustainable Asian Opportunities..	Financials	5.05%
Prisma Asianavigator UI	Financials	5.04%
Schroder Asian Alpha Plus Fund	Financials	4.95%
Fullerton Lux Funds - Asia Focus Equiti..	Financials	4.87%
First Sentier Invs. Glb. Umb. - FSSA Asi..	Financials	4.74%
FTGF Plc - Martin Currie Asia Long-Ter..	Communication Services	4.62%
First Sentier Invs. Glb. Umb. - FSSA Asi..	Financials	4.57%
FTGF Plc - Martin Currie Asia Long-Ter..	Financials	4.57%
Danske Invest - Fjernosten KL	Financials	4.47%
Goldman Sachs Funds III - Asia Equity ..	Financials	4.44%

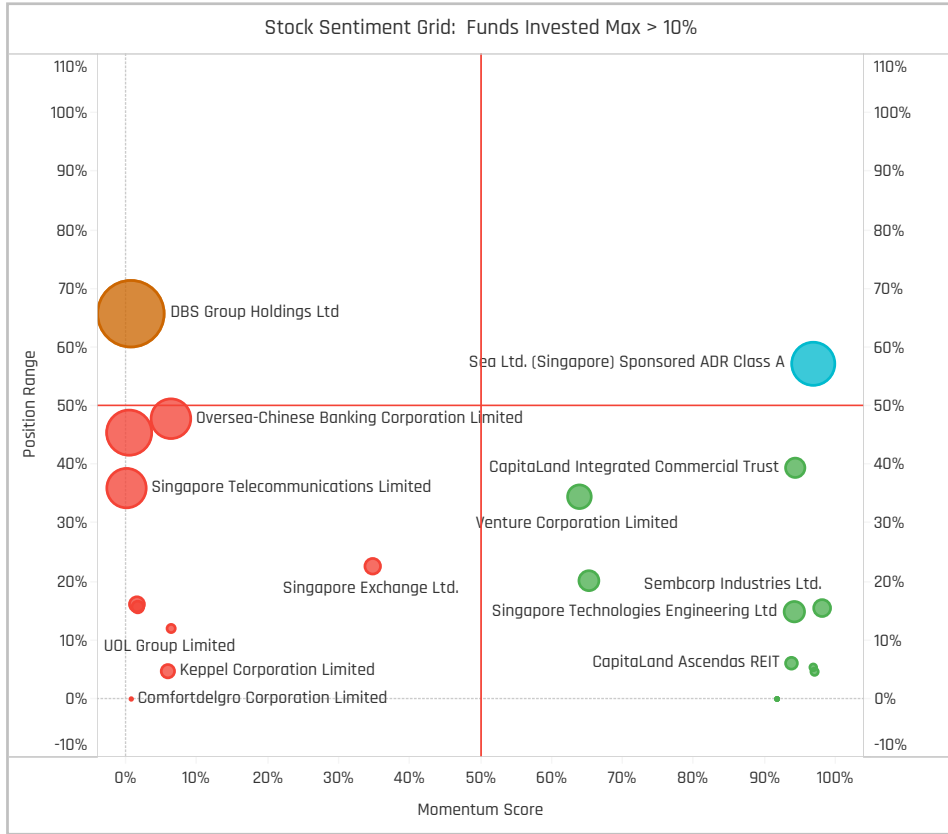
Top Stock Holdings, \$

Fund Name	Ticker	Stock Name	Value
Schroder ISF - Asian Opportunities	O39-SG	Oversea-Chinese Bankin..	\$156M
T Rowe Price New Asia Fund	D05-SG	DBS Group Holdings Ltd	\$78M
Fidelity Invnt. Funds - Asia Fund	U11-SG	United Overseas Bank Lt..	\$68M
Baillie Gifford Overseas Growth Fund - ..	SE-US	Sea Ltd. (Singapore) Sp..	\$54M
Matthews Pacific Tiger Fund	V03-SG	Venture Corporation Lim..	\$48M
Schroder ISF - Asian Opportunities	SE-US	Sea Ltd. (Singapore) Sp..	\$44M
Schroder Asian Alpha Plus Fund	O39-SG	Oversea-Chinese Bankin..	\$44M
Schroder Asian Growth Fund	O39-SG	Oversea-Chinese Bankin..	\$43M
Veritas Funds Plc - Asian Fund	SE-US	Sea Ltd. (Singapore) Sp..	\$43M
T Rowe Price New Asia Fund	C38U-SG	CapitaLand Integrated C..	\$38M
Handelsbanken Asien Tema	D05-SG	DBS Group Holdings Ltd	\$34M
FTIF SICAV - Asian Growth Fund	D05-SG	DBS Group Holdings Ltd	\$30M
Schroder Asian Alpha Plus Fund	S68-SG	Singapore Exchange Ltd.	\$28M
Schroder Asian Alpha Plus Fund	Z74-SG	Singapore Telecommuni..	\$28M
Vontobel Fund - mtx Sustainable Asian..	D05-SG	DBS Group Holdings Ltd	\$28M

Largest Changes in Fund Weight, %

Fund Name	New or C..	Weight Change
Manulife Global Fund - Sustaina..		0.88%
Waverton Inv. Fds. Plc - Asia Pa..		0.83%
Janus Henderson Asia Equity Fu..		0.73%
Morgan Stanley Instl. Fund - Asi..		0.69%
MFS Meridian Funds - Asia Pacif..		0.52%
GS Funds - Asia Equity Portfolio		0.23%
TT International Funds Plc - Asia..		0.23%
Polar Capital Funds Plc - Asian ..		-2.91%
AB FCP I - Asia (ex-Japan) Equit..		-3.05%
LO Funds - Asia High Conviction		-3.25%
Swedbank Robur Asienfond		-3.34%
DJE - Asien		-3.55%
Spaengler IQAM Asia Stock		-3.83%
BlackRock Global Funds - Asian ..		-3.94%

Ave Wgt Δ	Funds Invested Δ	Fund Flows, \$	Av Wgt vs AAXJ Δ	Funds O/W % Δ
-0.71%	1.16%	(\$224M)	-0.60%	-15.12%



Aggregate Stock Holdings Changes

Ticker	Stock Name	Funds Invested % Δ	Average Weight Δ	Fund Flows, \$
HMN-SG	Ascott Residence Trust	2.33%	0.00%	\$0M
9658-HK	Super Hi International Holding..	2.33%	0.00%	\$1M
U96-SG	Sembcorp Industries Ltd.	1.16%	0.03%	\$0M
S51-SG	Sembcorp Marine Ltd	1.16%	0.01%	\$9M
0V8-SG	Sheng Siong Group Ltd.	1.16%	-0.01%	(\$1M)
GRAB-US	Grab Holdings Ltd. (Singapore)..	1.16%	0.01%	(\$1M)
G13-SG	Genting Singapore Limited	1.16%	0.01%	\$6M
BN4-SG	Keppel Corporation Limited	-1.16%	-0.02%	(\$6M)
D05-SG	DBS Group Holdings Ltd	-2.33%	-0.27%	(\$40M)
C6L-SG	Singapore Airlines Ltd.	-2.33%	-0.02%	\$0M
C09-SG	City Developments Limited	-2.33%	-0.03%	(\$4M)
U11-SG	United Overseas Bank Ltd. (Sin..	-2.33%	-0.15%	(\$111M)
C52-SG	Comfortdelgro Corporation Li..	-3.49%	-0.04%	(\$35M)
Z74-SG	Singapore Telecommunication..	-9.30%	-0.17%	(\$32M)

Largest Fund Flows, \$

Fund Name	New or Cl..	Flow
Schroder ISF - Asian Opportunit..		\$21M
iShares Tr. - MSCI All Country A..		\$11M
Pictet - Asian Equities (ex-Japa..		\$2M
Waverton Inv. Fds. Plc - Asia P..		\$2M
Manulife Global Fund - Sustain..		\$2M
Handelsbanken Asien Tema		\$1M
Morgan Stanley Instl. Fund - As..		\$1M
Fidelity Funds SICAV - Asian Eq..		(\$18M)
T Rowe Price New Asia Fund		(\$19M)
Matthews Asian Growth & Inco..		(\$20M)
LO Funds - Asia High Conviction		(\$20M)
Swedbank Robur Asienfond		(\$21M)
Matthews Pacific Tiger Fund		(\$21M)
BlackRock Global Funds - Asian ..		(\$27M)

Largest Fund Level Changes in Stock Weight, %

Fund Name	Stock Name	New ..	Weight Change
Waverton Inv. Fds. Plc - Asia Pacif..	Sea Ltd. (Singapore) Spo..		2.05%
Manulife Global Fund - Sustainabl..	United Overseas Bank Lt..	New	2.04%
Spaengler IQAM Asia Stock	Sembcorp Industries Ltd.		1.24%
GAM Multistock SICAV - Asia Focus..	Oversea-Chinese Banking..		0.93%
Manulife Global Fund - Sustainabl..	Sheng Siong Group Ltd.	New	0.87%
Schroder Asian Alpha Plus Fund	DBS Group Holdings Ltd	New	0.82%
Ninety One Glob. Strat. Fd. - Asian E..	Sembcorp Marine Ltd	New	0.81%
T Rowe Price Asia Opportunities F..	Comfortdelgro Corporati..	Close	-1.94%
BlackRock Global Funds - Asian Gr..	Singapore Telecommuni..	Close	-1.96%
DJE - Asien	DBS Group Holdings Ltd		-1.97%
Fidelity Funds SICAV - Asian Equit..	United Overseas Bank Lt..		-1.99%
DJE - Asien	Singapore Telecommuni..	Close	-2.15%
Spaengler IQAM Asia Stock	Singapore Airlines Ltd.	Close	-2.25%
Ninety One Glob. Strat. Fd. - Asian E..	DBS Group Holdings Ltd		-2.36%

Aggregate Country Holding Changes

Sector	Weight Change	Delta	Flow
Consumer Discretionary	3.49%	0.03%	\$21M
Utilities	1.16%	0.03%	\$0M
Consumer Staples	1.16%	-0.01%	(\$1M)
Multi	0.00%	0.00%	
Materials	0.00%	0.00%	\$0M
Information Technology	0.00%	-0.02%	(\$24M)
Health Care	0.00%	0.00%	\$1M
Energy	0.00%	0.00%	\$0M
Real Estate	-1.16%	-0.04%	\$5M
Financials	-3.49%	-0.45%	(\$157M)
Industrials	-5.81%	-0.08%	(\$38M)
Communication Services	-9.30%	-0.17%	(\$32M)

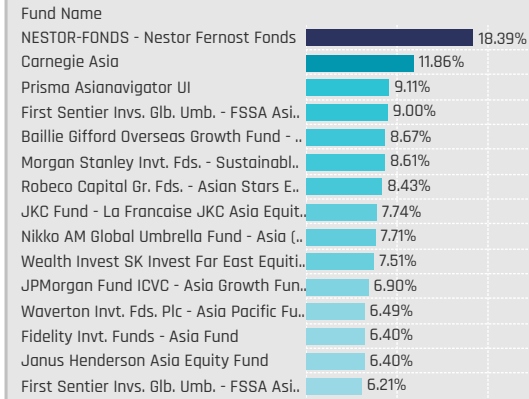
Largest Changes in Fund Country Weight, %

Fund Name	New o..	Sector	Weight Change
Waverton Inv. Fds. Plc - Asia Pacific..		Consumer Discretionary	2.05%
Spaengler IQAM Asia Stock		Utilities	1.24%
Ninety One Glob. Strat. Fd. - Asian Eq..		Industrials	1.22%
GAM Multistock SICAV - Asia Focus ..		Financials	0.93%
Manulife Global Fund - Sustainable ..	New	Consumer Staples	0.87%
Janus Henderson Asia Equity Fund		Consumer Discretionary	0.73%
Ninety One Glob. Strat. Fd. - Asian Eq..	New	Consumer Discretionary	0.68%
BlackRock Global Funds - Asian Gro..	Close	Communication Services	-1.96%
BlackRock Global Funds - Asian Gro..		Financials	-1.98%
Fidelity Funds SICAV - Asian Equity ..		Financials	-1.99%
DJE - Asien	Close	Communication Services	-2.15%
Spaengler IQAM Asia Stock	Close	Industrials	-2.25%
Ninety One Glob. Strat. Fd. - Asian Eq..		Financials	-2.36%
AB FCP I - Asia (ex-Japan) Equity Pa..	Close	Financials	-3.49%

Largest Fund Level Stock Inflows/Outflows, \$

Fund Name	Stock Name	New..	Flow
Schroder ISF - Asian Opportunities	Sea Ltd. (Singapore) Spo..		\$18M
Schroder Asian Alpha Plus Fund	DBS Group Holdings Ltd	New	\$18M
T Rowe Price New Asia Fund	CapitaLand Integrated C..		\$14M
FTIF SICAV - Asian Growth Fund	Sea Ltd. (Singapore) Spo..		\$7M
Ninety One Glob. Strat. Fd. - Asian E..	Sembcorp Marine Ltd	New	\$7M
Ninety One Glob. Strat. Fd. - Asian E..	Genting Singapore Limite..	New	\$6M
Ninety One Glob. Strat. Fd. - Asian E..	Keppel Corporation Limit..		\$4M
BlackRock Global Funds - Asian Gro..	Singapore Telecommuni..	Close	(\$13M)
Fidelity Inv. Funds - Asia Fund	United Overseas Bank Lt..		(\$16M)
Fidelity Funds SICAV - Asian Equity..	United Overseas Bank Lt..		(\$18M)
Ninety One Glob. Strat. Fd. - Asian E..	DBS Group Holdings Ltd		(\$20M)
Matthews Pacific Tiger Fund	Venture Corporation Limi..		(\$21M)
T Rowe Price New Asia Fund	Comfortdelgro Corporati..	Close	(\$26M)
Schroder Asian Alpha Plus Fund	United Overseas Bank Lt..		(\$31M)

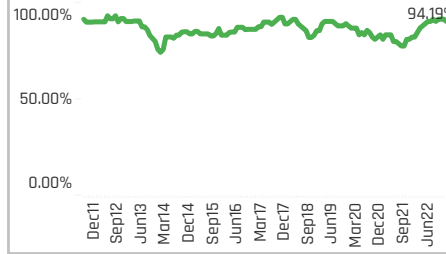
Top Holdings, %



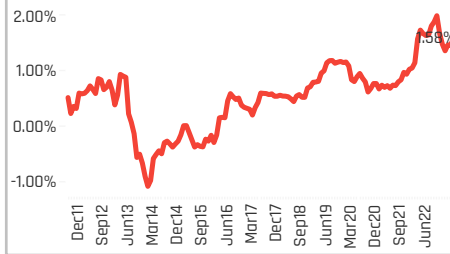
Average Weight: 3.87%



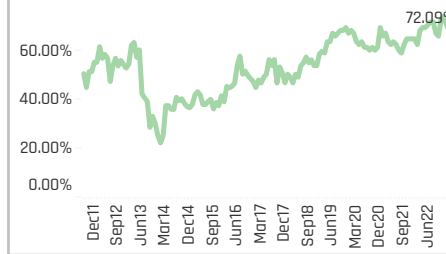
Funds Invested %: 94.19%



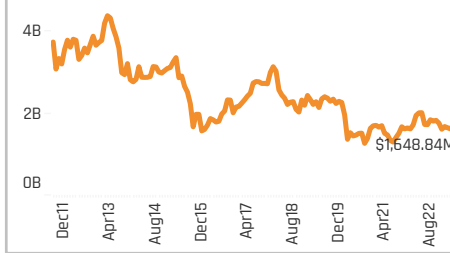
Average Weight vs AAXJ: 1.58%



Funds Overweight %: 72.09%



Combined Fund AUM: \$1.6B



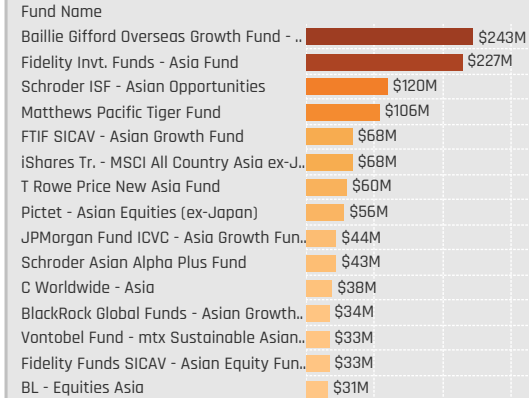
Cumulative Fund Flows: (\$2,119M)



Aggregate Stock Holdings Data, Ranked by Most Widely Held.

Ticker	Stock Name	Funds Invested %	Average Weight	Vs Benchmark	Fund AUM, \$
BBCA-ID	PT Bank Central Asia Tbk	44.19%	1.03%	0.44%	\$523M
BBRI-ID	PT Bank Rakyat Indonesia (Pe..	31.40%	0.67%	0.22%	\$315M
BMRI-ID	PT Bank Mandiri (Persero) Tbk	22.09%	0.37%	0.14%	\$341M
TLKM-ID	PT Telkom Indonesia (Persero..	18.60%	0.24%	0.00%	\$58M
BBNI-ID	PT Bank Negara Indonesia (Pe..	12.79%	0.21%	0.13%	\$39M
KLBF-ID	PT Kalbe Farma Tbk	6.98%	0.12%	0.07%	\$30M
CMRY-ID	PT Cisarua Mountain Dairy Tbk	6.98%	0.06%	0.06%	\$10M
UNVR-ID	PT Unilever Indonesia Tbk	5.81%	0.03%	-0.01%	\$21M
MDKA-ID	PT Merdeka Copper Gold Tbk	5.81%	0.06%	0.01%	\$69M
AVIA-ID	PT Avia Avian Tbk	5.81%	0.04%	0.04%	\$31M
ASII-ID	PT Astra International Tbk	5.81%	0.14%	-0.02%	\$62M
SMGR-ID	PT Semen Indonesia (Persero)..	4.65%	0.04%	0.01%	\$32M
BTSP-ID	PT Bank BTPN Syariah Tbk	4.65%	0.08%	0.08%	\$5M
UNTR-ID	PT United Tractors Tbk	3.49%	0.05%	0.00%	\$8M
PWON-ID	PT Pakuwon Jati Tbk	3.49%	0.02%	0.02%	\$8M

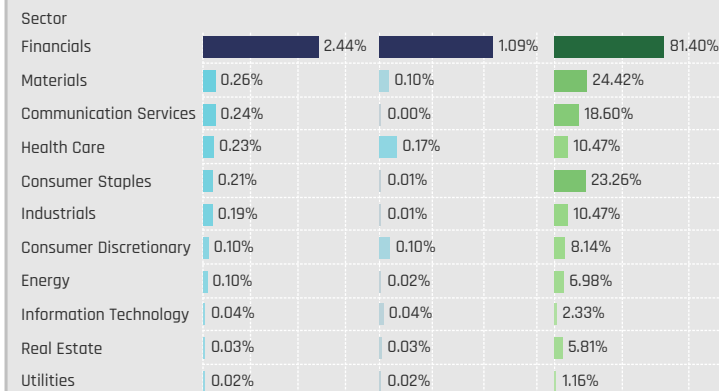
Top Holdings, \$



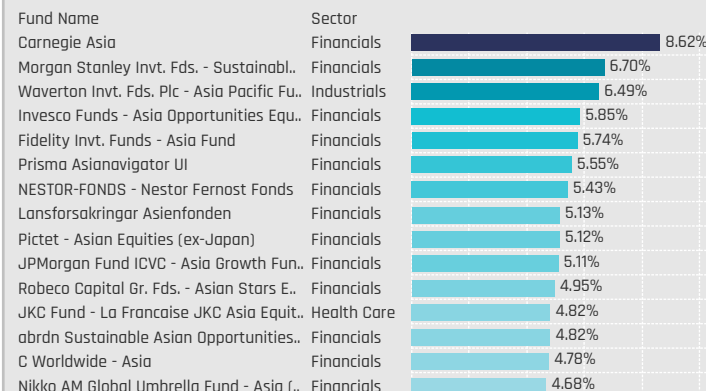
Top Stock Holdings, %

Fund Name	Ticker	Stock Name	Weight
Waverton Inv. Fds. Plc - Asia Pacific Fu..	ASII-ID	PT Astra International..	6.49%
NESTOR-FONDS - Nestor Fernost Fonds	BFIN-ID	PT BFI Finance Indone..	5.43%
Robeco Capital Gr. Fds. - Asian Stars E..	BBRI-ID	PT Bank Mandiri (Pers..	4.95%
Nikko AM Global Umbrella Fund - Asia (..	BBCA-ID	PT Bank Central Asia T..	4.68%
NESTOR-FONDS - Nestor Fernost Fonds	ULTJ-ID	PT Ultrajaya Milk Indu..	4.52%
BlackRock Global Funds - Asian Growth..	BBCA-ID	PT Bank Central Asia T..	4.38%
Carnegie Asia	BBCA-ID	PT Bank Central Asia T..	4.02%
JKC Fund - La Francaise JKC Asia Equit..	HEAL-ID	PT Medikaloka Hermin..	3.99%
Pictet - Asian Equities (ex-Japan)	BBRI-ID	PT Bank Rakyat Indon..	3.71%
Nordea Asian Stars Fund	BBRI-ID	PT Bank Rakyat Indon..	3.65%
BL - Equities Asia	KLBF-ID	PT Kalbe Farma Tbk	3.63%
Nomura Fds. Ireland Plc - Asia (ex-Japa..	BBCA-ID	PT Bank Central Asia T..	3.50%
Eastspring Investments - Asian Dynam..	BBNI-ID	PT Bank Negara Indon..	3.48%
Morgan Stanley Inv. Fds. - Sustainabl..	BBRI-ID	PT Bank Rakyat Indon..	3.37%
TT International Funds Plc - Asia-Pacific..	BBNI-ID	PT Bank Negara Indon..	3.32%

Aggregate Sector Holdings, %



Top Sector Holdings, %



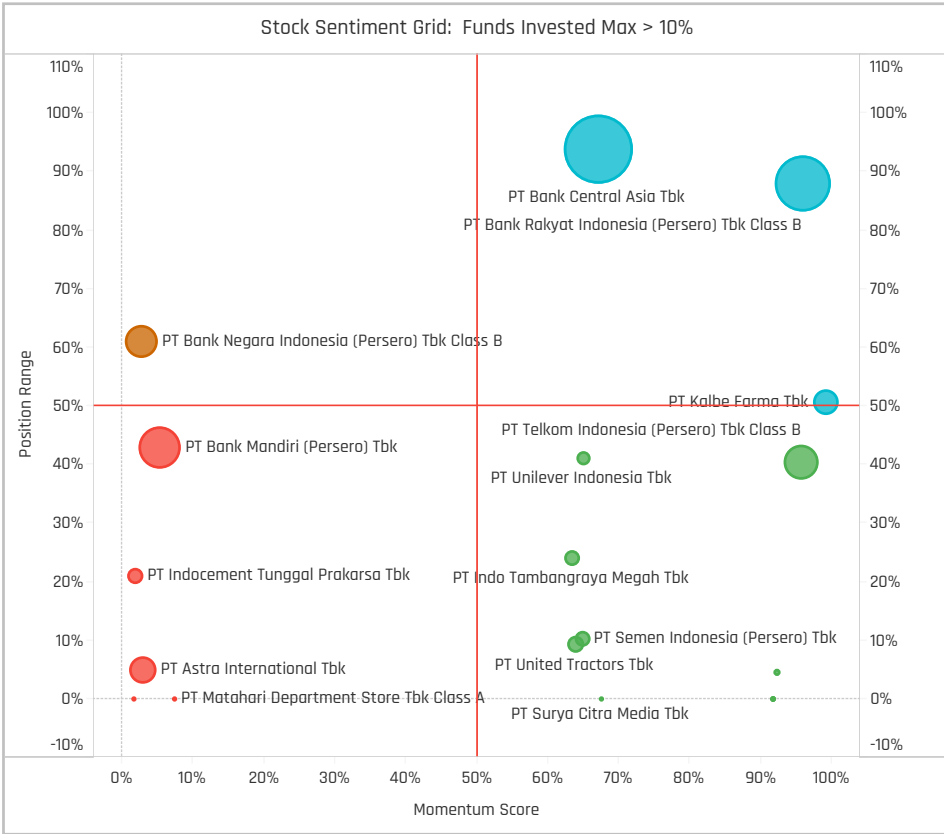
Top Stock Holdings, \$

Fund Name	Ticker	Stock Name	Value
Schroder ISF - Asian Opportunities	BBRI-ID	PT Bank Mandiri (Perser..	\$120M
Fidelity Inv. Funds - Asia Fund	BBCA-ID	PT Bank Central Asia Tbk	\$107M
Matthews Pacific Tiger Fund	BBCA-ID	PT Bank Central Asia Tbk	\$106M
Baillie Gifford Overseas Growth Fund - ..	BBRI-ID	PT Bank Rakyat Indonesi..	\$72M
Baillie Gifford Overseas Growth Fund - ..	MDKA-ID	PT Merdeka Copper Gold..	\$65M
Fidelity Inv. Funds - Asia Fund	BBRI-ID	PT Bank Rakyat Indonesi..	\$60M
T Rowe Price New Asia Fund	BBCA-ID	PT Bank Central Asia Tbk	\$48M
Baillie Gifford Overseas Growth Fund - ..	BBRI-ID	PT Bank Rakyat Indonesi..	\$40M
Schroder Asian Alpha Plus Fund	BBRI-ID	PT Bank Rakyat Indonesi..	\$40M
Pictet - Asian Equities (ex-Japan)	BBRI-ID	PT Bank Rakyat Indonesi..	\$40M
Baillie Gifford Overseas Growth Fund - ..	ASII-ID	PT Astra International T..	\$40M
FTIF SICAV - Asian Growth Fund	BBCA-ID	PT Bank Central Asia Tbk	\$38M
Fidelity Inv. Funds - Asia Fund	BBRI-ID	PT Bank Rakyat Indonesi..	\$36M
BlackRock Global Funds - Asian Growth..	BBCA-ID	PT Bank Central Asia Tbk	\$29M
Schroder Asian Growth Fund	BBRI-ID	PT Bank Rakyat Indonesi..	\$27M

Largest Changes in Fund Weight, %

Fund Name	New or C..	Change
Waverton Inv. Fds. Plc - Asia Pa..		2.06%
TT International Funds Plc - Asia..		2.01%
Prisma Asianavigator UI		1.87%
Carnegie Asia		1.67%
Lansforsakringar Asienfonden		1.61%
Janus Henderson Asia Equity Fu..		1.34%
Polar Capital Funds Plc - Asian ..	New	1.31%
AB FCP I - Asia (ex-Japan) Equit..		-1.77%
MFS Meridian Funds - Asia Pacif..		-1.83%
JPMorgan Fund ICVC - Asia Gro..		-1.84%
FTIF SICAV - Asian Growth Fund		-1.89%
Franklin Asian Equity Fund		-1.92%
Amundi Funds - Asia Equity Con..		-2.38%
NESTOR-FONDS - Nestor Fernost..		-3.08%

Ave Wgt Δ	Funds Invested Δ	Fund Flows, \$	Av Wgt vs AAXJ Δ	Funds O/W % Δ
-0.11%	2.33%	(\$140M)	-0.10%	-1.16%



Aggregate Stock Holdings Changes

Ticker	Stock Name	Funds Invested % Δ	Average Weight Δ	Fund Flows, \$
KLBF-ID	PT Kalbe Farma Tbk	3.49%	0.03%	(\$2M)
MDKA-ID	PT Merdeka Copper Gold Tbk	2.33%	0.01%	(\$4M)
PGEO-ID	PT Pertamina Geothermal Ener..	1.16%	0.02%	\$0M
ICBP-ID	PT Indofood CBP Sukses Mak..	1.16%	0.01%	\$1M
ANTM-ID	PT Aneka Tambang Tbk	1.16%	0.01%	\$0M
AMRT-ID	PT Sumber Alfaria Trijaya	1.16%	0.00%	\$5M
WTON-ID	PT Wijaya Karya Beton Tbk	0.00%	0.00%	
ISAT-ID	PT Indosat Tbk Class B	-1.16%	-0.01%	(\$4M)
BTPS-ID	PT Bank BTPN Syariah Tbk	-1.16%	-0.06%	(\$1M)
ACES-ID	PT ACE Hardware Indonesia Tbk	-1.16%	0.00%	\$0M
BBNI-ID	PT Bank Negara Indonesia (Per..	-2.33%	-0.01%	\$0M
MNCN-ID	PT Media Nusantara Citra Tbk	-2.33%	-0.02%	(\$2M)
INTP-ID	PT Indocement Tunggal Prakar..	-2.33%	-0.02%	(\$22M)
ASII-ID	PT Astra International Tbk	-3.49%	-0.01%	(\$21M)

Largest Fund Flows, \$

Fund Name	New or Cl..	Flow
Schroder ISF - Asian Opportunit..		\$18M
Fidelity Funds SICAV - Asian Eq..		\$8M
Fidelity Asia Fund		\$6M
Pictet - Asian Equities (ex-Japa..		\$4M
iShares Tr. - MSCI All Country A..		\$4M
TT International Funds Plc - Asi..		\$3M
Fidelity Inv. Trust - Emerging As..		\$3M
LO Funds - Asia High Conviction		(\$6M)
Fidelity Invt. Funds - Asia Fund		(\$12M)
Vontobel Fund - mtx Sustainable..		(\$15M)
Baillie Gifford Overseas Growth ..		(\$17M)
Matthews Pacific Tiger Fund		(\$22M)
JPMorgan Fund ICVC - Asia Gro..		(\$27M)
FTIF SICAV - Asian Growth Fund		(\$42M)

Largest Fund Level Changes in Stock Weight, %

Fund Name	Stock Name	New ..	Change
Waverton Inv. Fds. Plc - Asia Pacif..	PT Astra International Tbk		2.06%
TT International Funds Plc - Asia-P..	PT Bank Negara Indonesi..		1.84%
Sydivest Fjernosten	PT Bank Central Asia Tbk	New	1.78%
Spaengler IQAM Asia Stock	PT Pertamina Geotherma..	New	1.66%
Lansforsakringar Asienfonden	PT Bank Rakyat Indonesi..	New	1.52%
Manulife Global Fund - Sustainabl..	PT Kalbe Farma Tbk	New	1.44%
Polar Capital Funds Plc - Asian Sta..	PT Merdeka Copper Gold ..	New	1.31%
MFS Meridian Funds - Asia Pacific ..	PT Bank BTPN Syariah Tbk	Close	-1.42%
JKC Fund - La Francaise JKC Asia ..	PT Bank BTPN Syariah Tbk	Close	-1.49%
Spaengler IQAM Asia Stock	PT Industri Jamu dan Far..	Close	-1.55%
NESTOR-FONDS - Nestor Fernost F..	PT Media Nusantara Citr..	Close	-1.64%
Sydivest Fjernosten	PT Bank Mandiri (Persero..	Close	-1.78%
Wealth Invest SK Invest Far East E..	PT Bank BTPN Syariah Tbk	Close	-1.80%
Manulife Global Fund - Sustainabl..	PT Astra International Tbk	Close	-1.91%

Aggregate Country Holding Changes

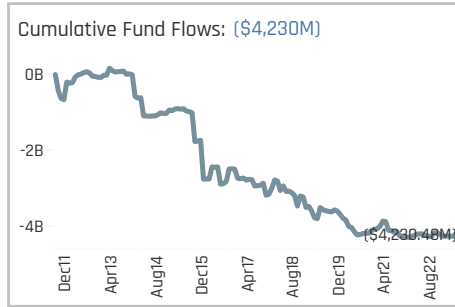
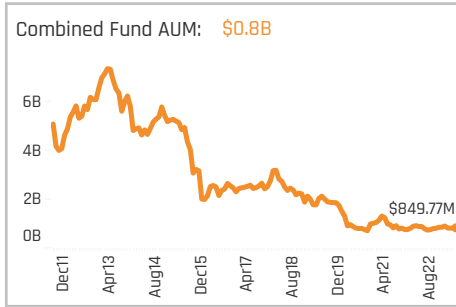
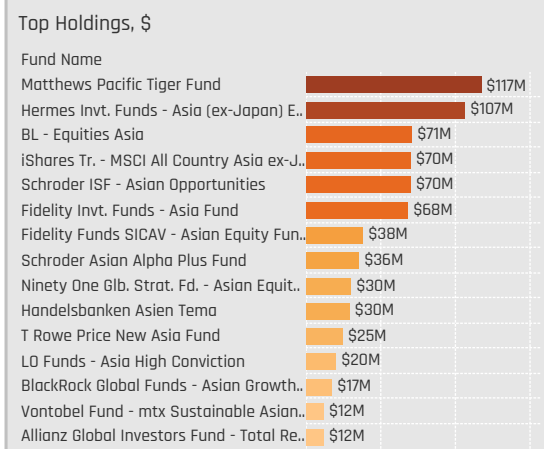
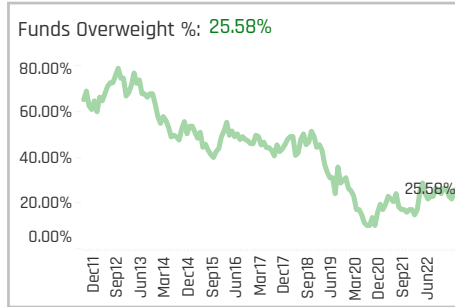
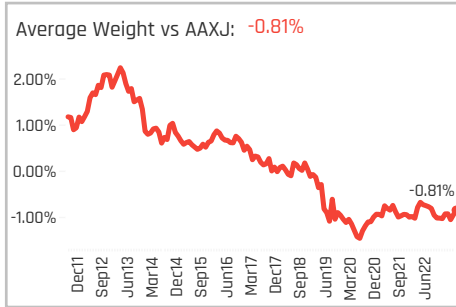
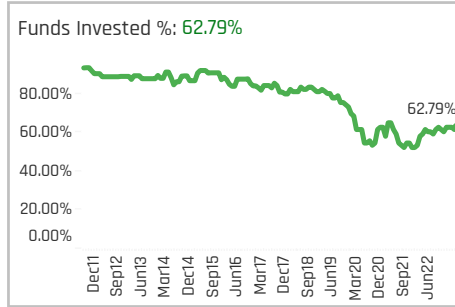
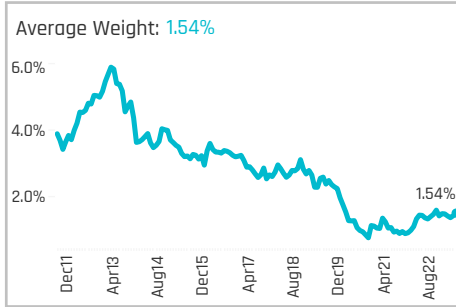
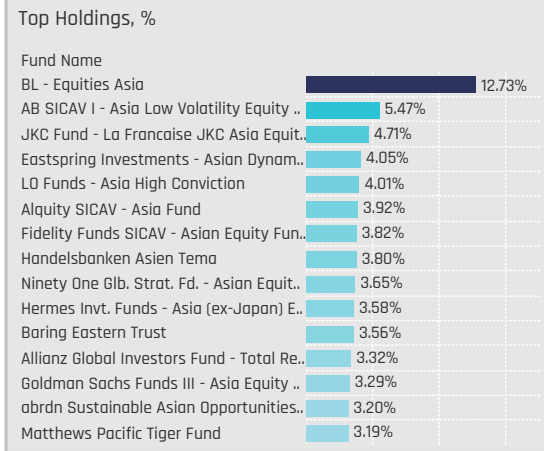
Sector	Change	Flow
Materials	3.49%	(\$26M)
Consumer Staples	2.33%	(\$4M)
Utilities	1.16%	\$0M
Multi	0.00%	\$0M
Information Technology	0.00%	\$0M
Health Care	0.00%	(\$3M)
Financials	0.00%	(\$74M)
Energy	0.00%	\$6M
Real Estate	-1.16%	\$0M
Industrials	-3.49%	(\$20M)
Consumer Discretionary	-3.49%	(\$4M)
Communication Services	-4.65%	(\$14M)

Largest Changes in Fund Country Weight, %

Fund Name	New o..	Sector	Change
Waverton Inv. Fds. Plc - Asia Pacific..		Industrials	2.06%
Spaengler IQAM Asia Stock	New	Utilities	1.66%
Lansforsakringar Asienfonden		Financials	1.61%
Manulife Global Fund - Sustainable ..	New	Health Care	1.44%
Polar Capital Funds Plc - Asian Star..	New	Materials	1.31%
NESTOR-FONDS - Nestor Fernost Fo..		Financials	1.24%
Carnegie Asia		Financials	1.07%
MFS Meridian Funds - Asia Pacific (e..		Financials	-1.62%
NESTOR-FONDS - Nestor Fernost Fo..	Close	Communication Services	-1.64%
Amundi Funds - Asia Equity Concent..		Financials	-1.67%
Wealth Invest SK Invest Far East Eq..		Financials	-1.80%
Baring Eastern Trust		Financials	-1.90%
Manulife Global Fund - Sustainable ..	Close	Industrials	-1.91%
NESTOR-FONDS - Nestor Fernost Fo..		Energy	-2.39%

Largest Fund Level Stock Inflows/Outflows, \$

Fund Name	Stock Name	New..	Flow
Schroder ISF - Asian Opportunities	PT Bank Mandiri (Persero..		\$18M
Fidelity Funds SICAV - Asian Equity..	PT Bank Central Asia Tbk		\$7M
Fidelity Asia Fund	PT Indo Tambangraya Me..		\$6M
Sydivest Fjernosten	PT Bank Central Asia Tbk	New	\$5M
FTIF SICAV - Asian Growth Fund	PT Sumber Alfaria Trijaya	New	\$5M
FTIF SICAV - Asian Growth Fund	PT Semen Indonesia (Per..		\$4M
Fidelity Inv. Trust - Emerging Asia F..	PT Bank Central Asia Tbk		\$3M
Vontobel Fund - mtx Sustainable A..	PT Bank Mandiri (Persero..		(\$10M)
Matthews Pacific Tiger Fund	PT Astra International Tbk	Close	(\$10M)
JPMorgan Fund ICVC - Asia Growth..	PT Bank Central Asia Tbk		(\$11M)
Matthews Pacific Tiger Fund	PT Bank Central Asia Tbk		(\$12M)
Fidelity Invt. Funds - Asia Fund	PT Bank Central Asia Tbk		(\$12M)
FTIF SICAV - Asian Growth Fund	PT Indocement Tunggal P..	Close	(\$22M)
FTIF SICAV - Asian Growth Fund	PT Bank Central Asia Tbk		(\$23M)

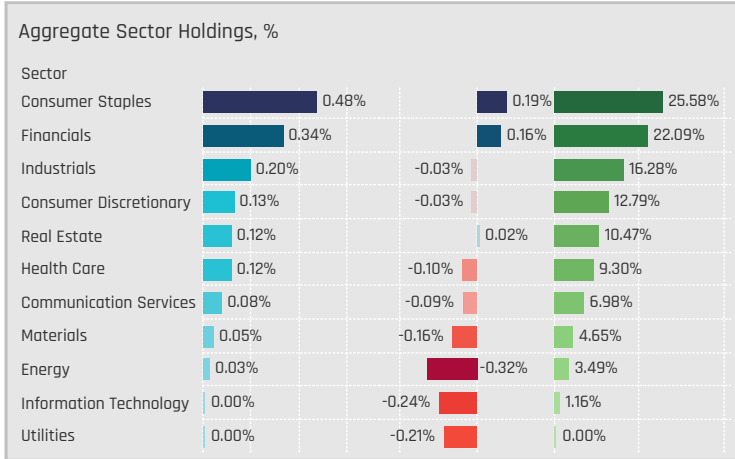


Aggregate Stock Holdings Data, Ranked by Most Widely Held.

Ticker	Stock Name	Funds Invested %	Average Weight	Vs Benchmark	Fund AUM, \$
CPALL-TH	CP All Public Co. Ltd.	17.44%	0.27%	0.08%	\$183M
AOT-TH	Airports of Thailand Public Co...	15.12%	0.19%	0.03%	\$54M
KBANK-TH	Kasikornbank Public Co. Ltd.	12.79%	0.12%	0.08%	\$107M
BDMS-TH	Bangkok Dusit Medical Servic..	9.30%	0.10%	-0.04%	\$31M
CPN-TH	Central Pattana Public Co. Ltd.	8.14%	0.10%	0.03%	\$131M
MINT-TH	Minor International Public Co...	6.98%	0.06%	0.00%	\$15M
BBL-TH	Bangkok Bank Public Compan..	6.98%	0.13%	0.13%	\$105M
Y92-SG	Thai Beverage Public Co., Ltd.	5.81%	0.13%	0.13%	\$58M
ADVANC-TH	Advanced Info Service Public ..	4.65%	0.05%	-0.07%	\$18M
SCC-TH	Siam Cement Public Co. Ltd.	3.49%	0.02%	-0.11%	\$5M
PTTEP-TH	PTT Exploration & Production ..	3.49%	0.03%	-0.07%	\$7M
HMPRO-TH	Home Product Center Public Co..	3.49%	0.05%	0.01%	\$3M
TKN-TH	Taakaenoi Food & Marketing ..	2.33%	0.03%	0.03%	\$2M
MTC-TH	Muangthai Capital Public Co. ..	2.33%	0.06%	0.05%	\$2M
MINT.W9-TH	Minor International Public Co ..	2.33%	0.00%	0.00%	\$0M

Top Stock Holdings, %

Fund Name	Ticker	Stock Name	Weight
JKC Fund - La Francaise JKC Asia Equit..	MTC-TH	Muangthai Capital Pu..	4.71%
BL - Equities Asia	Y92-SG	Thai Beverage Public ..	4.07%
Eastspring Investments - Asian Dynam..	BBL-TH	Bangkok Bank Public ..	4.05%
Allianz Global Investors Fund - Total Re..	CPALL-TH	CP All Public Co. Ltd.	3.32%
BL - Equities Asia	CPALL-TH	CP All Public Co. Ltd.	3.25%
Matthews Pacific Tiger Fund	CPN-TH	Central Pattana Publi..	3.19%
AB SICAV I - Asia Low Volatility Equity ..	BDMS-TH	Bangkok Dusit Medica..	3.02%
Maple-Brown Abbott Funds Plc - Asia-E..	Y92-SG	Thai Beverage Public ..	2.95%
BlackRock Global Funds - Asian Growth..	CPALL-TH	CP All Public Co. Ltd.	2.53%
Goldman Sachs Funds III - Asia Equity ..	AOT-TH	Airports of Thailand P..	2.51%
BL - Equities Asia	TOA-TH	TOA Paint (Thailand) P..	2.48%
Nomura Fds. Ireland Plc - Asia (ex-Japa..	AOT-TH	Airports of Thailand P..	2.47%
Hermes Invt. Funds - Asia (ex-Japan) E..	BBL-TH	Bangkok Bank Public ..	2.47%
AB SICAV I - Asia Low Volatility Equity ..	HMPRO-TH	Home Product Center ..	2.46%
LO Funds - Asia High Conviction	AOT-TH	Airports of Thailand P..	2.37%



Top Sector Holdings, %

Fund Name	Sector	Weight
BL - Equities Asia	Consumer Staples	9.58%
JKC Fund - La Francaise JKC Asia Equit..	Financials	4.71%
Eastspring Investments - Asian Dynam..	Financials	4.05%
Fidelity Funds SICAV - Asian Equity Fun..	Consumer Staples	3.82%
Allianz Global Investors Fund - Total Re..	Consumer Staples	3.32%
Matthews Pacific Tiger Fund	Real Estate	3.19%
AB SICAV I - Asia Low Volatility Equity ..	Health Care	3.02%
Maple-Brown Abbott Funds Plc - Asia-E..	Consumer Staples	2.95%
Alquity SICAV - Asia Fund	Consumer Discretionary	2.70%
BlackRock Global Funds - Asian Growth..	Consumer Staples	2.53%
Goldman Sachs Funds III - Asia Equity ..	Industrials	2.51%
BL - Equities Asia	Materials	2.48%
Nomura Fds. Ireland Plc - Asia (ex-Japa..	Industrials	2.47%
Hermes Invt. Funds - Asia (ex-Japan) E..	Financials	2.47%
AB SICAV I - Asia Low Volatility Equity ..	Consumer Discretionary	2.46%

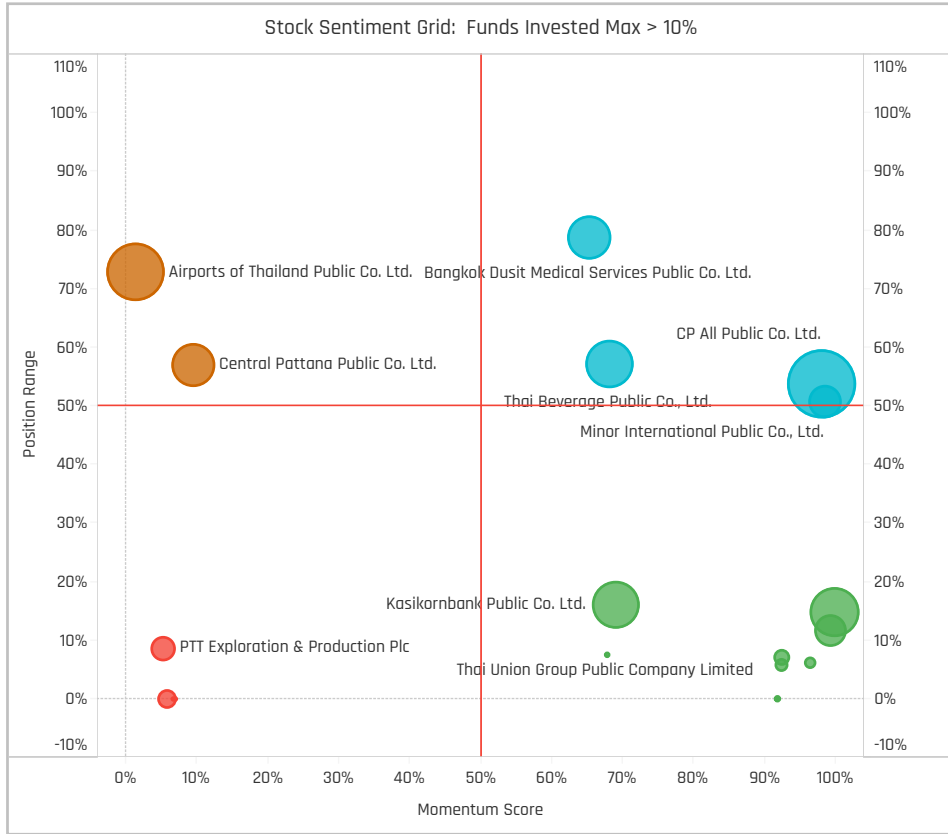
Top Stock Holdings, \$

Fund Name	Ticker	Stock Name	Value
Matthews Pacific Tiger Fund	CPN-TH	Central Pattana Public C..	\$117M
Hermes Invt. Funds - Asia (ex-Japan) E..	BBL-TH	Bangkok Bank Public Co..	\$74M
Schroder ISF - Asian Opportunities	KBANK-TH	Kasikornbank Public Co. ..	\$70M
Fidelity Invt. Funds - Asia Fund	CPALL-TH	CP All Public Co. Ltd.	\$57M
Hermes Invt. Funds - Asia (ex-Japan) E..	AP-TH	AP (Thailand) Public Co. ..	\$33M
Schroder Asian Alpha Plus Fund	KBANK-TH	Kasikornbank Public Co. ..	\$27M
T Rowe Price New Asia Fund	CPALL-TH	CP All Public Co. Ltd.	\$25M
Fidelity Funds SICAV - Asian Equity Fun..	CPALL-TH	CP All Public Co. Ltd.	\$23M
BL - Equities Asia	Y92-SG	Thai Beverage Public Co...	\$23M
BL - Equities Asia	CPALL-TH	CP All Public Co. Ltd.	\$18M
BlackRock Global Funds - Asian Growth..	CPALL-TH	CP All Public Co. Ltd.	\$17M
Fidelity Funds SICAV - Asian Equity Fun..	Y92-SG	Thai Beverage Public Co...	\$15M
BL - Equities Asia	TOA-TH	TOA Paint (Thailand) Pub..	\$14M
Handelsbanken Asien Tema	AOT-TH	Airports of Thailand Publ..	\$14M
BL - Equities Asia	OSP.F-TH	Osotspa Public Co. Ltd.(..	\$13M

Largest Changes in Fund Weight, %

Fund Name	New or C..	Change
BL - Equities Asia		4.81%
Ninety One Glob. Strat. Fd. - Asia..	New	3.65%
Alquity SICAV - Asia Fund		2.67%
DJE - Asien	New	1.71%
Morgan Stanley Inv. Fds. - Sust..		1.67%
Spaengler IQAM Asia Stock		1.30%
Baring Eastern Trust		1.15%
Nordea 1 - Asia ex-Japan Equity ..		-0.75%
Manulife Global Fund - Sustaina..		-0.75%
FTIF SICAV - Asian Growth Fund		-0.84%
T Rowe Price Asia Opportunities ..		-0.85%
JPMorgan Fund ICVC - Asia Gro..	Close	-1.33%
SEB Asia (ex-Japan) Fund		-2.54%
Prisma Asianavigator UI		-2.76%

Ave Wgt Δ	Funds Invested Δ	Fund Flows, \$	Av Wgt vs AAXJ Δ	Funds O/W % Δ
0.09%	1.16%	(\$25M)	0.17%	1.15%



Aggregate Stock Holdings Changes

Ticker	Stock Name	Funds Invested % Δ	Average Weight Δ	Fund Flows, \$
BBL-TH	Bangkok Bank Public Company..	4.65%	0.07%	\$31M
CPALL-TH	CP All Public Co. Ltd.	2.33%	0.01%	\$2M
TKN-TH	Taokaenoi Food & Marketing P..	2.33%	0.03%	\$2M
MINT-TH	Minor International Public Co., ..	2.33%	0.02%	\$0M
ADVANC-TH	Advanced Info Service Public C..	2.33%	0.04%	\$14M
KBANK-TH	Kasikornbank Public Co. Ltd.	1.16%	0.00%	(\$1M)
Y92-SG	Thai Beverage Public Co., Ltd.	1.16%	0.00%	\$10M
M.R-TH	MK Restaurant Group PCL NVD..	-1.16%	0.00%	\$0M
IVL-TH	Indorama Ventures Public Co. ..	-1.16%	-0.01%	(\$2M)
BJC-TH	Berli Jucker Public Co. Ltd.	-1.16%	0.00%	\$0M
AOT-TH	Airports of Thailand Public Co. ..	-1.16%	-0.05%	(\$32M)
MINT.W8-TH	Minor International Public Co L..	-2.33%	0.00%	\$0M
EPG-TH	Eastern Polymer Group Public ..	-2.33%	-0.03%	(\$2M)
MINT.W7-TH	Minor International Public Co L..	-3.49%	0.00%	\$0M

Largest Fund Flows, \$

Fund Name	New or Cl..	Flow
Ninety One Glob. Strat. Fd. - Asia..	New	\$33M
BL - Equities Asia		\$30M
iShares Tr. - MSCI All Country A..		\$7M
Schroder ISF - Asian Opportunit..		\$6M
Swedbank Robur Asienfond		\$6M
Fidelity Funds SICAV - Asian Eq..		\$5M
Handelsbanken Asien Tema		\$3M
T. Rowe Price Funds SICAV - Asi..		(\$4M)
SEB Asia (ex-Japan) Fund		(\$5M)
JPMorgan Fund ICVC - Asia Gro..	Close	(\$10M)
Fidelity Inv. Funds - Asia Fund		(\$15M)
T Rowe Price New Asia Fund		(\$17M)
FTIF SICAV - Asian Growth Fund		(\$19M)
Matthews Pacific Tiger Fund		(\$35M)

Largest Fund Level Changes in Stock Weight, %

Fund Name	Stock Name	New ..	Change
BL - Equities Asia	TDA Paint (Thailand) Publ..	New	2.48%
BL - Equities Asia	Osotspa Public Co. Ltd.(AL..	New	2.26%
DJE - Asien	Advanced Info Service Pu..	New	1.71%
Manulife Global Fund - Sustainabl..	Taokaenoi Food & Market..	New	1.50%
Invesco Funds - Asia Opportunities..	Bangkok Bank Public Co..	New	1.58%
Ninety One Glob. Strat. Fd. - Asian E..	Advanced Info Service Pu..	New	1.30%
Baring Eastern Trust	Bangkok Bank Public Co..	New	1.29%
SEB Asia (ex-Japan) Fund	Indorama Ventures Publi..	Close	-0.88%
Baring Eastern Trust	Thai Life Insurance Public..	Close	-0.88%
Invesco Funds - Asia Opportunities..	Kasikornbank Public Co. L..	Close	-1.30%
JPMorgan Fund ICVC - Asia Growt..	Airports of Thailand Publi..	Close	-1.33%
Manulife Global Fund - Sustainabl..	Eastern Polymer Group P..	Close	-1.50%
SEB Asia (ex-Japan) Fund	Central Retail Corporatio..	Close	-1.71%
Prisma Asianavigator UI	PTT Exploration & Produc..	Close	-2.92%

Aggregate Country Holding Changes

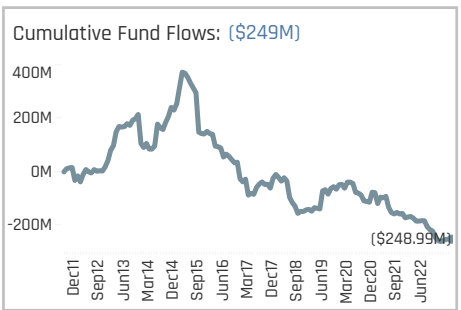
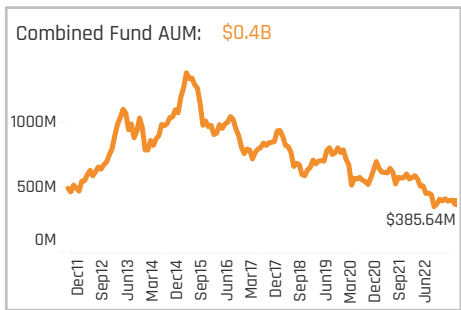
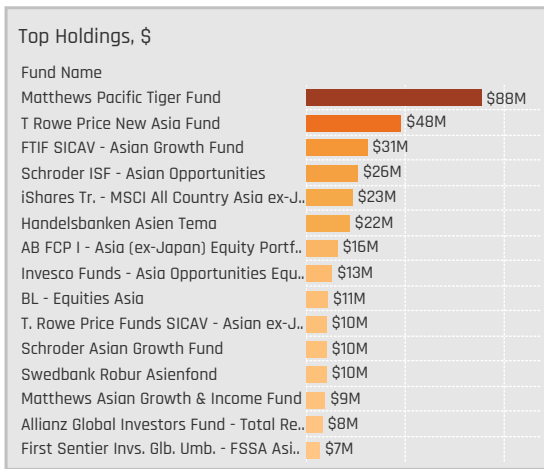
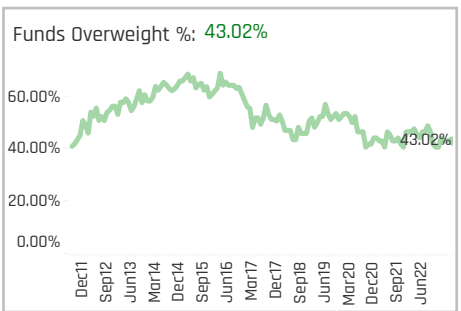
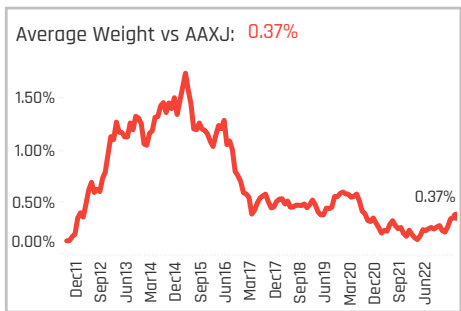
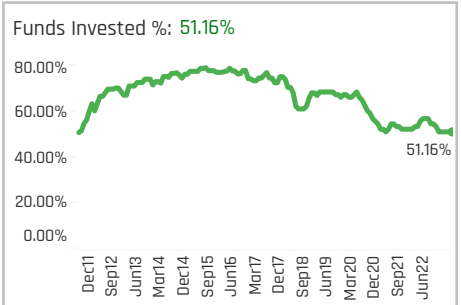
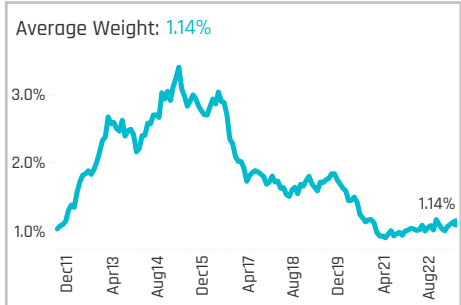
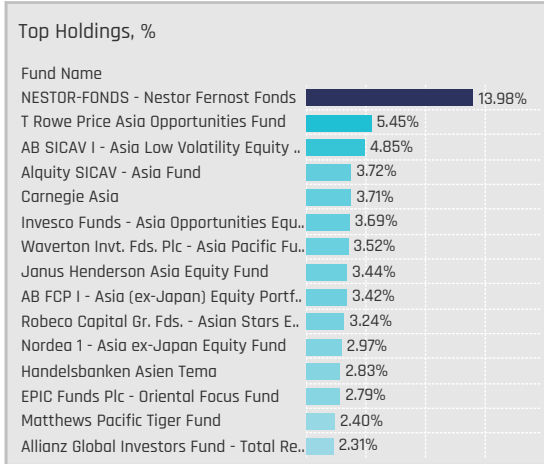
Sector	Change	Flow
Consumer Staples	3.49%	\$32M
Financials	0.07%	\$28M
Communication Services	0.05%	\$16M
Consumer Discretionary	0.02%	(\$5M)
Utilities	0.00%	\$1M
Real Estate	0.01%	(\$34M)
Information Technology	0.00%	\$0M
Health Care	0.00%	\$1M
Industrials	-0.05%	(\$32M)
Energy	-0.05%	(\$25M)
Materials	-0.03%	(\$5M)

Largest Changes in Fund Country Weight, %

Fund Name	New o..	Sector	Change
BL - Equities Asia	New	Materials	2.48%
Morgan Stanley Inv. Fds. - Sustain..	New	Financials	1.89%
Amundi Funds - Asia Equity Concent..	New	Consumer Staples	1.76%
DJE - Asien	New	Communication Services	1.71%
BL - Equities Asia		Consumer Staples	1.66%
Manulife Global Fund - Sustainable ..	New	Consumer Staples	1.60%
Alquity SICAV - Asia Fund		Consumer Discretionary	1.46%
Manulife Global Fund - Sustainable ..		Industrials	-0.86%
Amundi Funds - Asia Equity Concent..	Close	Financials	-0.88%
SEB Asia (ex-Japan) Fund	Close	Materials	-0.88%
JPMorgan Fund ICVC - Asia Growth ..	Close	Industrials	-1.33%
Manulife Global Fund - Sustainable ..	Close	Materials	-1.50%
SEB Asia (ex-Japan) Fund	Close	Consumer Discretionary	-1.82%
Prisma Asianavigator UI	Close	Energy	-2.92%

Largest Fund Level Stock Inflows/Outflows, \$

Fund Name	Stock Name	New..	Flow
Fidelity Inv. Funds - Asia Fund	CP All Public Co. Ltd.		\$26M
BL - Equities Asia	TDA Paint (Thailand) Publ..	New	\$14M
BL - Equities Asia	Osotspa Public Co. Ltd.(AL..	New	\$13M
Ninety One Glob. Strat. Fd. - Asian E..	Advanced Info Service Pu..	New	\$11M
Ninety One Glob. Strat. Fd. - Asian E..	Bangkok Bank Public Co..	New	\$10M
Ninety One Glob. Strat. Fd. - Asian E..	Thai Beverage Public Co., ..	New	\$10M
Hermes Inv. Funds - Asia (ex-Japa..	Bangkok Bank Public Co..		\$7M
Hermes Inv. Funds - Asia (ex-Japa..	AP (Thailand) Public Co. L..		(\$5M)
JPMorgan Fund ICVC - Asia Growth..	Airports of Thailand Publi..	Close	(\$10M)
Fidelity Inv. Funds - Asia Fund	Airports of Thailand Publi..		(\$15M)
FTIF SICAV - Asian Growth Fund	Siam Cement Public Co. ..	Close	(\$15M)
T Rowe Price New Asia Fund	CP All Public Co. Ltd.		(\$17M)
Fidelity Inv. Funds - Asia Fund	PTT Public Co., Ltd.	Close	(\$26M)
Matthews Pacific Tiger Fund	Central Pattana Public C..		(\$35M)

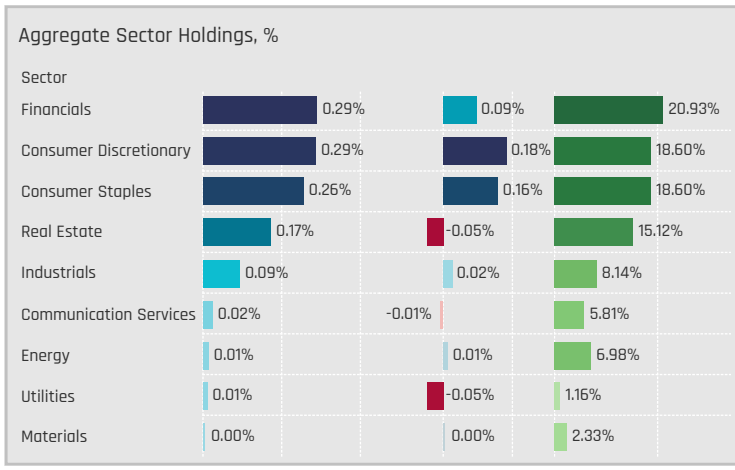


Aggregate Stock Holdings Data, Ranked by Most Widely Held.

Ticker	Stock Name	Funds Invested %	Average Weight	Vs Benchmark	Fund AUM, \$
ALI-PH	Ayala Land Inc.	11.63%	0.10%	0.04%	\$57M
BPI-PH	Bank of the Philippine Islands	10.47%	0.13%	0.08%	\$43M
BDO-PH	BDO Unibank, Inc.	10.47%	0.11%	0.00%	\$24M
URC-PH	Universal Robina Corp.	9.30%	0.15%	0.10%	\$50M
SM-PH	SM Investments Corporation	8.14%	0.08%	0.01%	\$42M
JFC-PH	Jollibee Foods Corp.	8.14%	0.12%	0.08%	\$8M
ICT-PH	International Container Termi..	6.98%	0.08%	0.01%	\$10M
ACEN-PH	AC Energy Corp.	6.98%	0.01%	0.01%	\$2M
SMPH-PH	SM Prime Holdings, Inc.	3.49%	0.04%	-0.08%	\$96M
CNVRG-PH	Converge Information & Com..	3.49%	0.01%	0.01%	\$13M
AC-PH	Ayala Corp.	3.49%	0.02%	-0.03%	\$6M
SEVN-PH	Philippine Seven Corporation	2.33%	0.02%	0.02%	\$3M
RRHI-PH	Robinsons Retail Holdings, Inc.	2.33%	0.02%	0.02%	\$4M
RFM-PH	RFM Corp.	2.33%	0.01%	0.01%	\$5M
MBT-PH	Metropolitan Bank & Trust Co.	2.33%	0.01%	-0.03%	\$4M

Top Stock Holdings, %

Fund Name	Ticker	Stock Name	Weight
NESTOR-FONDS - Nestor Fernost Funds	PIZZA-PH	Shakey's Pizza Asia V..	5.87%
NESTOR-FONDS - Nestor Fernost Funds	KEEPR-PH	Keepers Holdings, Inc.	4.68%
Waverton Invnt. Fds. Plc - Asia Pacific Fu..	ICT-PH	International Contain..	3.52%
NESTOR-FONDS - Nestor Fernost Funds	PSE-PH	Philippine Stock Excha..	3.43%
EPIC Funds Plc - Oriental Focus Fund	ALI-PH	Ayala Land Inc.	2.79%
T Rowe Price Asia Opportunities Fund	JFC-PH	Jollibee Foods Corp.	2.47%
AB SICAV I - Asia Low Volatility Equity ..	URC-PH	Universal Robina Corp.	2.47%
Alquity SICAV - Asia Fund	SM-PH	SM Investments Corpora..	2.43%
Matthews Pacific Tiger Fund	SMPH-PH	SM Prime Holdings, Inc.	2.40%
Janus Henderson Asia Equity Fund	BDO-PH	BDO Unibank, Inc.	2.39%
AB SICAV I - Asia Low Volatility Equity ..	JFC-PH	Jollibee Foods Corp.	2.39%
Allianz Global Investors Fund - Total Re..	BPI-PH	Bank of the Philippine..	2.31%
First Sentier Invs. Glb. Umb. - FSSA Asi..	URC-PH	Universal Robina Corp.	2.15%
Carnegie Asia	JFC-PH	Jollibee Foods Corp.	2.05%
Invesco Funds - Asia Opportunities Equ..	BDO-PH	BDO Unibank, Inc.	2.01%



Top Sector Holdings, %

Fund Name	Sector	Weight
NESTOR-FONDS - Nestor Fernost Funds	Consumer Discretionary	5.87%
NESTOR-FONDS - Nestor Fernost Funds	Consumer Staples	4.68%
Waverton Invnt. Fds. Plc - Asia Pacific Fu..	Industrials	3.52%
NESTOR-FONDS - Nestor Fernost Funds	Financials	3.43%
Invesco Funds - Asia Opportunities Equ..	Financials	3.31%
EPIC Funds Plc - Oriental Focus Fund	Real Estate	2.79%
T Rowe Price Asia Opportunities Fund	Consumer Discretionary	2.47%
AB SICAV I - Asia Low Volatility Equity ..	Consumer Staples	2.47%
Alquity SICAV - Asia Fund	Consumer Discretionary	2.43%
Matthews Pacific Tiger Fund	Real Estate	2.40%
Janus Henderson Asia Equity Fund	Financials	2.39%
AB SICAV I - Asia Low Volatility Equity ..	Consumer Discretionary	2.39%
Allianz Global Investors Fund - Total Re..	Financials	2.31%
First Sentier Invs. Glb. Umb. - FSSA Asi..	Consumer Staples	2.15%
Carnegie Asia	Consumer Discretionary	2.05%

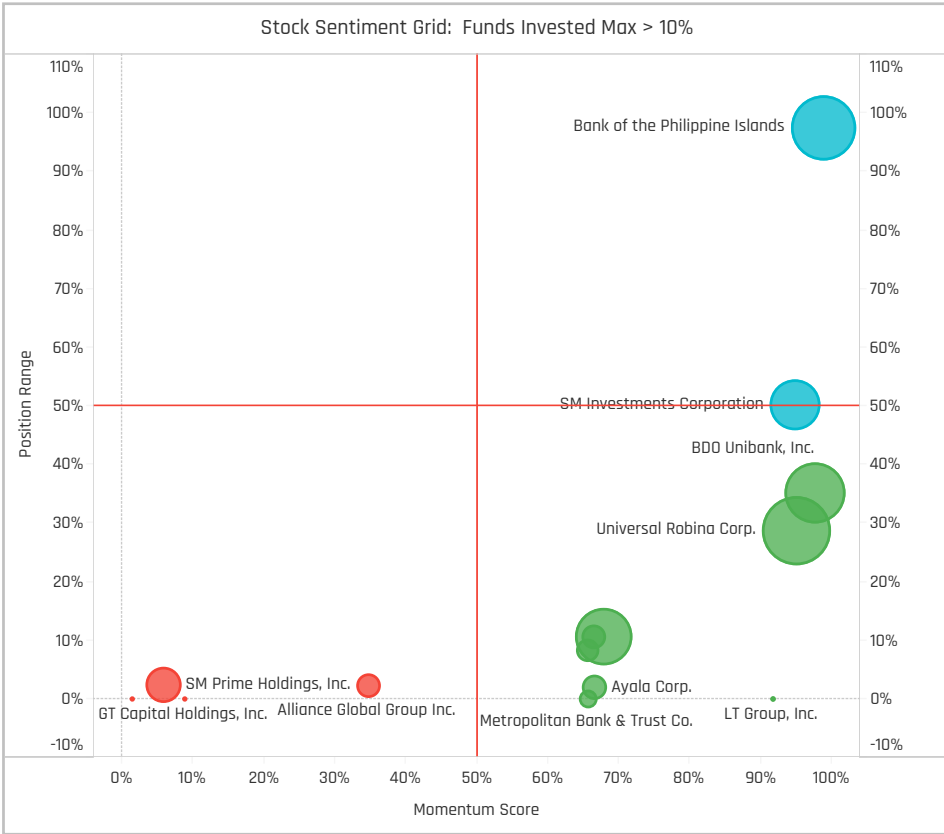
Top Stock Holdings, \$

Fund Name	Ticker	Stock Name	Value
Matthews Pacific Tiger Fund	SMPH-PH	SM Prime Holdings, Inc.	\$88M
FTIF SICAV - Asian Growth Fund	SM-PH	SM Investments Corpora..	\$31M
Schroder ISF - Asian Opportunities	ALI-PH	Ayala Land Inc.	\$26M
T Rowe Price New Asia Fund	URC-PH	Universal Robina Corp.	\$24M
BL - Equities Asia	URC-PH	Universal Robina Corp.	\$10M
Matthews Asian Growth & Income Fund	BPI-PH	Bank of the Philippine Is..	\$9M
T Rowe Price New Asia Fund	BPI-PH	Bank of the Philippine Is..	\$9M
Allianz Global Investors Fund - Total Re..	BPI-PH	Bank of the Philippine Is..	\$8M
T Rowe Price New Asia Fund	ALI-PH	Ayala Land Inc.	\$8M
Handelsbanken Asien Tema	ALI-PH	Ayala Land Inc.	\$7M
Invesco Funds - Asia Opportunities Equ..	BDO-PH	BDO Unibank, Inc.	\$7M
First Sentier Invs. Glb. Umb. - FSSA Asi..	URC-PH	Universal Robina Corp.	\$7M
Swedbank Robur Asienfond	BDO-PH	BDO Unibank, Inc.	\$6M
Schroder Asian Growth Fund	CNVRG-PH	Converge Information & ..	\$6M
T Rowe Price New Asia Fund	CNVRG-PH	Converge Information & ..	\$6M

Largest Changes in Fund Weight, %

Fund Name	New or C..	Change
Janus Henderson Asia Equity Fu..		1.82%
Invesco Funds - Asia Opportuniti..		1.80%
NESTOR-FONDS - Nestor Fernost..		1.22%
Swedbank Robur Asienfond		1.02%
RBC Funds (Lux) - Asia ex-Japan..		1.00%
T Rowe Price Asia Opportunities ..		0.88%
Carnegie Asia		0.79%
Fidelity Funds SICAV - Asian Equ..		-0.35%
Nikko AM Global Umbrella Fund ..		-0.43%
EPIC Funds Plc - Oriental Focus ..		-0.71%
Nordea 1 - Asia ex-Japan Equity ..		-0.94%
AB FCP I - Asia (ex-Japan) Equit..		-1.20%
Nomura Fds. Ireland Plc - Asia (e.. Close		-1.27%
Manulife Global Fund - Sustaina.. Close		-2.09%

Ave Wgt Δ	Funds Invested Δ	Fund Flows, \$	Av Wgt vs AAXJ Δ	Funds O/W % Δ
0.03%	-2.33%	(\$6M)	0.09%	2.33%



Aggregate Stock Holdings Changes

Ticker	Stock Name	Funds Invested % Δ	Average Weight Δ	Fund Flows, \$
BPI-PH	Bank of the Philippine Islands	2.33%	0.02%	\$8M
BDO-PH	BDO Unibank, Inc.	2.33%	0.05%	\$4M
ALI-PH	Ayala Land Inc.	2.33%	-0.01%	\$13M
NIKL-PH	Nickel Asia Corp.	1.16%	0.00%	\$1M
ICT-PH	International Container Termin..	1.16%	-0.01%	\$0M
BLOOM-PH	Bloomberry Resorts Corporati..	1.16%	0.01%	\$0M
AP-PH	Aboitiz Power Corp.	1.16%	0.01%	\$0M
ABS-PH	ABS-CBN Corporation	0.00%	0.00%	
JFC-PH	Jollibee Foods Corp.	-1.16%	-0.01%	(\$2M)
SMPH-PH	SM Prime Holdings, Inc.	-1.16%	-0.02%	(\$21M)
MPI-PH	Metro Pacific Investments Cor..	-1.16%	-0.01%	(\$2M)
GTAP-PH	GT Capital Holdings, Inc.	-1.16%	0.00%	(\$6M)
AGI-PH	Alliance Global Group Inc.	-1.16%	0.00%	(\$3M)
TEL-PH	PLDT, Inc.	-2.33%	-0.04%	(\$3M)

Largest Fund Flows, \$

Fund Name	New or Cl..	Flow
T Rowe Price New Asia Fund		\$13M
FTIF SICAV - Asian Growth Fund		\$6M
Swedbank Robur Asienfond		\$6M
Invesco Funds - Asia Opportuni..		\$5M
T. Rowe Price Funds SICAV - Asi..		\$2M
AB FCP I - Asia (ex-Japan) Equi..		\$2M
Sydinvest Fjernosten		\$1M
T Rowe Price Asia Opportunitie..		(\$1M)
Manulife Global Fund - Sustain.. Close		(\$2M)
Matthews Asian Growth & Inco..		(\$3M)
Fidelity Funds SICAV - Asian Equ..		(\$4M)
Nomura Fds. Ireland Plc - Asia (. Close		(\$4M)
Fidelity Invt. Funds - Asia Fund		(\$9M)
Matthews Pacific Tiger Fund		(\$17M)

Largest Fund Level Changes in Stock Weight, %

Fund Name	Stock Name	New ..	Change
Janus Henderson Asia Equity Fund	BDO Unibank, Inc.	New	2.39%
Invesco Funds - Asia Opportunities..	Bank of the Philippine Isl..	New	1.29%
Baring Eastern Trust	Bloomberry Resorts Corp..	New	1.06%
RBC Funds (Lux) - Asia ex-Japan E..	Aboitiz Power Corp.	New	0.92%
Carnegie Asia	Universal Robina Corp.		0.81%
Swedbank Robur Asienfond	BDO Unibank, Inc.		0.79%
NESTOR-FONDS - Nestor Fernost F..	Keepers Holdings, Inc		0.71%
Sydinvest Fjernosten	Jollibee Foods Corp.	Close	-0.56%
Janus Henderson Asia Equity Fund	International Container T..		-0.57%
EPIC Funds Plc - Oriental Focus Fu..	Ayala Land Inc.		-0.71%
Baring Eastern Trust	International Container T..		-0.93%
Nordea 1 - Asia ex-Japan Equity F..	PLDT, Inc.	Close	-0.97%
Nomura Fds. Ireland Plc - Asia (ex-..	SM Prime Holdings, Inc.	Close	-1.27%
Manulife Global Fund - Sustainabl..	PLDT, Inc.	Close	-2.09%

Aggregate Country Holding Changes

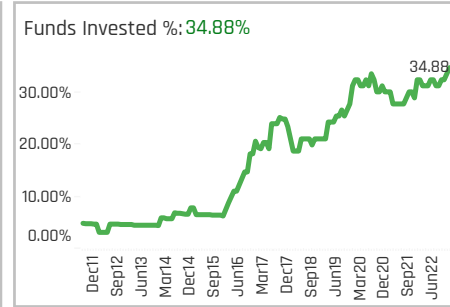
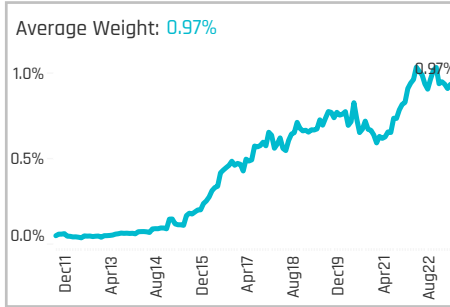
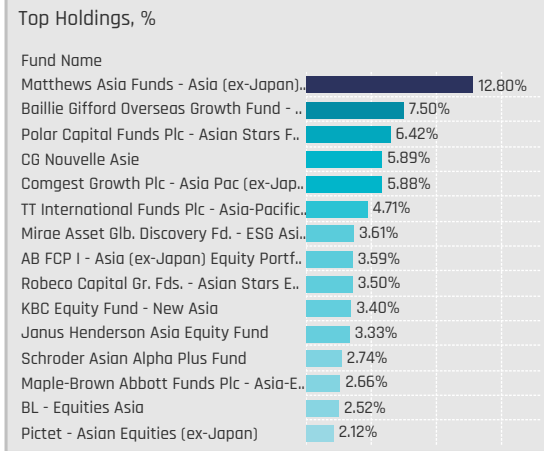
Sector	Change	Flow
Financials	2.33%	\$12M
Industrials	1.16%	\$0M
Materials	1.16%	\$1M
Utilities	0.00%	(\$2M)
Real Estate	0.00%	(\$9M)
Multi	0.00%	
Information Technology	0.00%	
Energy	0.00%	(\$4M)
Consumer Staples	0.00%	\$1M
Consumer Discretionary	0.00%	\$0M
Communication Services	-2.33%	(\$6M)

Largest Changes in Fund Country Weight, %

Fund Name	New o..	Sector	Change
Janus Henderson Asia Equity Fund	New	Financials	2.39%
Invesco Funds - Asia Opportunities ..		Financials	1.73%
Baring Eastern Trust	New	Consumer Discretionary	1.06%
RBC Funds (Lux) - Asia ex-Japan Eq..	New	Utilities	0.92%
Carnegie Asia		Consumer Staples	0.81%
Swedbank Robur Asienfond		Financials	0.79%
NESTOR-FONDS - Nestor Fernost Fa..		Consumer Staples	0.71%
Janus Henderson Asia Equity Fund		Industrials	-0.57%
Sydinvest Fjernosten		Consumer Discretionary	-0.71%
EPIC Funds Plc - Oriental Focus Fund		Real Estate	-0.71%
Baring Eastern Trust		Industrials	-0.93%
Nordea 1 - Asia ex-Japan Equity Fun..	Close	Communication Services	-0.97%
Nomura Fds. Ireland Plc - Asia (ex-J..	Close	Real Estate	-1.27%
Manulife Global Fund - Sustainable ..	Close	Communication Services	-2.09%

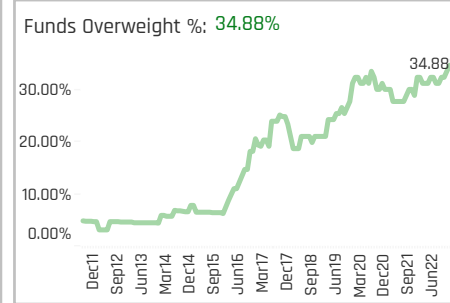
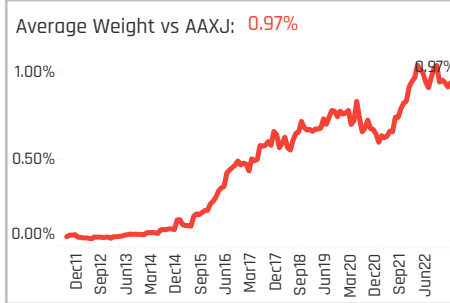
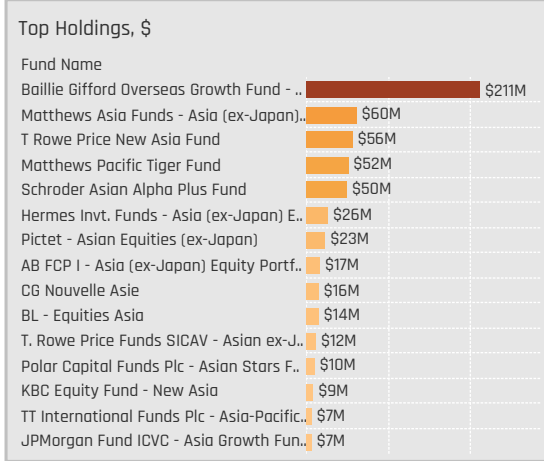
Largest Fund Level Stock Inflows/Outflows, \$

Fund Name	Stock Name	New..	Flow
T Rowe Price New Asia Fund	Ayala Land Inc.	New	\$10M
FTIF SICAV - Asian Growth Fund	SM Investments Corpora..		\$6M
Invesco Funds - Asia Opportunities ..	Bank of the Philippine Isl..	New	\$5M
Swedbank Robur Asienfond	BDO Unibank, Inc.		\$4M
T Rowe Price New Asia Fund	Bank of the Philippine Isl..		\$3M
T. Rowe Price Funds SICAV - Asian ..	Ayala Land Inc.	New	\$2M
Sydinvest Fjernosten	International Container T..	New	\$2M
T Rowe Price New Asia Fund	Converge Information & ..		(\$2M)
Fidelity Invt. Funds - Asia Fund	Alliance Global Group Inc.	Close	(\$3M)
Matthews Asian Growth & Income ..	Bank of the Philippine Isl..		(\$3M)
Fidelity Funds SICAV - Asian Equity..	AC Energy Corp.		(\$4M)
Nomura Fds. Ireland Plc - Asia (ex-J..	SM Prime Holdings, Inc.	Close	(\$4M)
Fidelity Invt. Funds - Asia Fund	GT Capital Holdings, Inc.	Close	(\$6M)
Matthews Pacific Tiger Fund	SM Prime Holdings, Inc.		(\$17M)



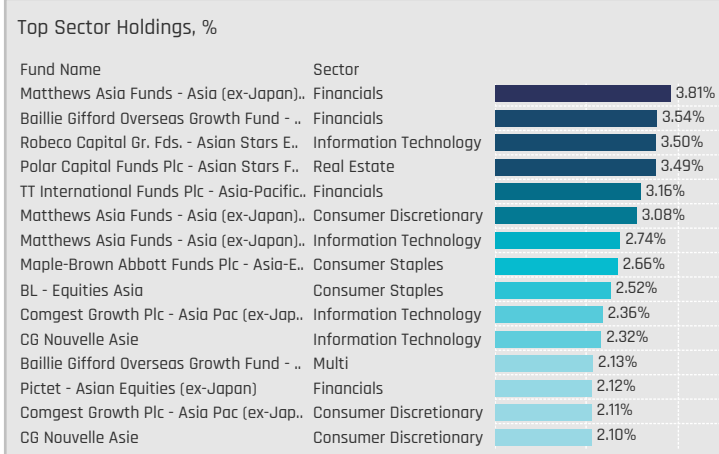
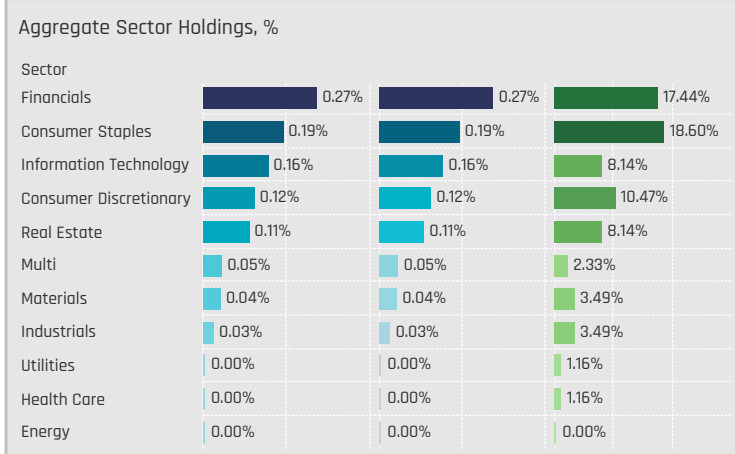
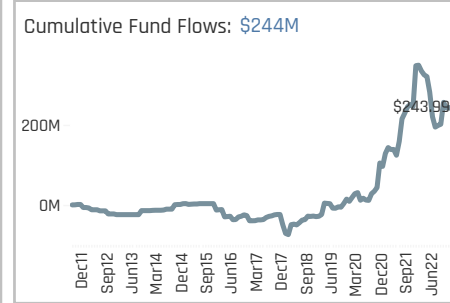
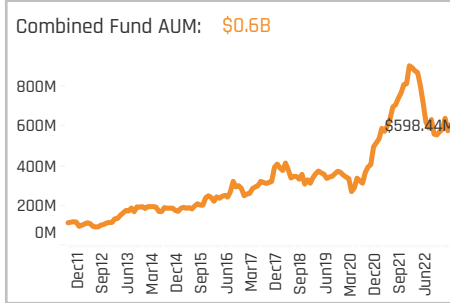
Aggregate Stock Holdings Data, Ranked by Most Widely Held.

Ticker	Stock Name	Funds Invested %	Average Weight	Vs Benchmark	Fund AUM, \$
VNM-VN	Vietnam Dairy Products Corp.	13.95%	0.15%	0.15%	\$120M
TCB-VN	Vietnam Technological & Com..	8.14%	0.09%	0.09%	\$12M
FPT-VN	FPT Corp.	8.14%	0.16%	0.16%	\$29M
VCB-VN	Joint Stock Commercial Bank ..	6.98%	0.06%	0.06%	\$60M
MWG-VN	Mobile World Investment Corp	6.98%	0.08%	0.08%	\$23M
VRE-VN	Vincom Retail JSC	4.65%	0.03%	0.03%	\$5M
VHM-VN	Vinhomes JSC	4.65%	0.04%	0.04%	\$12M
MBB-VN	Military Commercial Joint Sta..	4.65%	0.05%	0.05%	\$36M
MSN-VN	Masan Group Corporation	3.49%	0.02%	0.02%	\$3M
HPG-VN	Hoa Phat Group JSC	3.49%	0.04%	0.04%	\$69M
VPB-VN	Vietnam Prosperity Joint-Sto..	2.33%	0.02%	0.02%	\$17M
VIC-VN	Vingroup Joint Stock Company	2.33%	0.00%	0.00%	\$1M
VEIL-GB	Vietnam Enterprise Investme..	2.33%	0.05%	0.05%	\$94M
PNJ-VN	Phu Nhuan Jewelry JSC	2.33%	0.04%	0.04%	\$11M
NLG-VN	Nam Long Investment Corp.	2.33%	0.03%	0.03%	\$10M



Top Stock Holdings, %

Fund Name	Ticker	Stock Name	Weight
Robeco Capital Gr. Fds. - Asian Stars E..	FPT-VN	FPT Corp.	3.50%
Matthews Asia Funds - Asia (ex-Japan)..	FPT-VN	FPT Corp.	2.74%
Maple-Brown Abbott Funds Plc - Asia-E..	VNM-VN	Vietnam Dairy Product..	2.66%
Matthews Asia Funds - Asia (ex-Japan)..	ACB-VN	Asia Commercial Joint..	2.65%
BL - Equities Asia	VNM-VN	Vietnam Dairy Product..	2.52%
Comgest Growth Plc - Asia Pac (ex-Jap..	FPT-VN	FPT Corp.	2.36%
CG Nouvelle Asie	FPT-VN	FPT Corp.	2.32%
Baillie Gifford Overseas Growth Fund - ..	VEIL-GB	Vietnam Enterprise In..	2.13%
Pictet - Asian Equities (ex-Japan)	VCB-VN	Joint Stock Commerci..	2.12%
Comgest Growth Plc - Asia Pac (ex-Jap..	MWG-VN	Mobile World Investm..	2.11%
CG Nouvelle Asie	MWG-VN	Mobile World Investm..	2.10%
Polar Capital Funds Plc - Asian Stars F..	VHM-VN	Vinhomes JSC	2.08%
Matthews Asia Funds - Asia (ex-Japan)..	NLG-VN	Nam Long Investment..	2.03%
Mirae Asset Glob. Discovery Fd. - ESG Asi..	PNJ-VN	Phu Nhuan Jewelry J..	2.02%
Schroder Asian Alpha Plus Fund	VEIL-GB	Vietnam Enterprise In..	1.87%



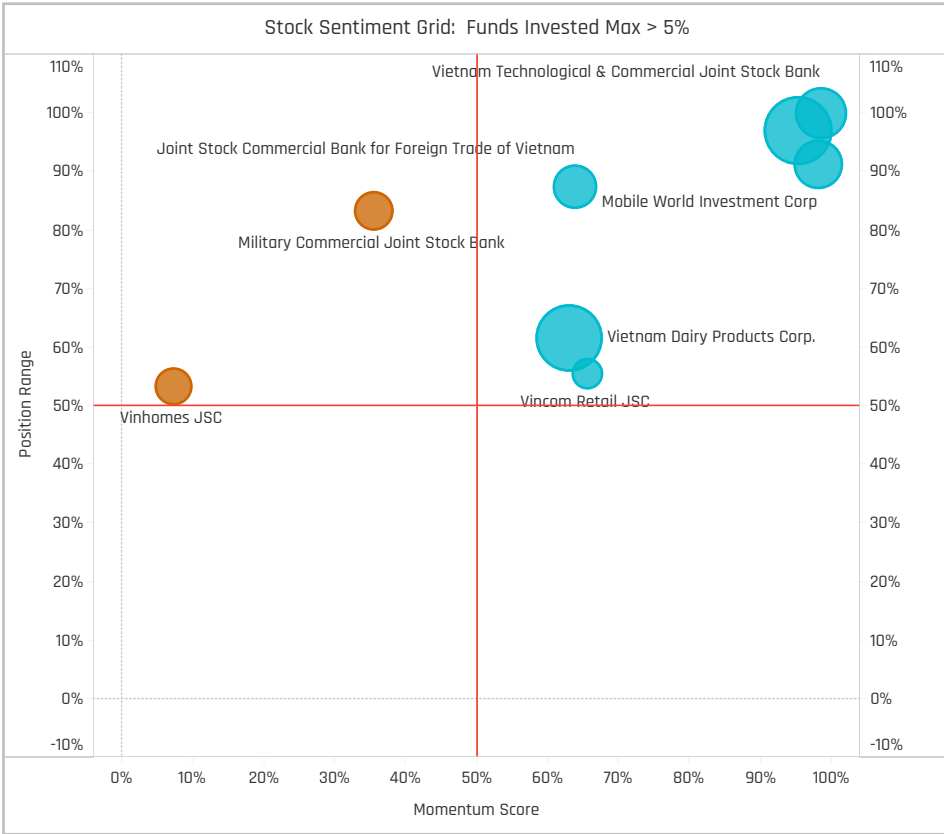
Top Stock Holdings, \$

Fund Name	Ticker	Stock Name	Amount
Baillie Gifford Overseas Growth Fund - ..	VEIL-GB	Vietnam Enterprise Inve..	\$60M
Matthews Pacific Tiger Fund	VNM-VN	Vietnam Dairy Products ..	\$52M
Baillie Gifford Overseas Growth Fund - ..	HDB-VN	Ho Chi Minh City Develo..	\$45M
T Rowe Price New Asia Fund	HPG-VN	Hoa Phat Group JSC	\$35M
Schroder Asian Alpha Plus Fund	VEIL-GB	Vietnam Enterprise Inve..	\$34M
Baillie Gifford Overseas Growth Fund - ..	MBB-VN	Military Commercial Joi..	\$29M
Baillie Gifford Overseas Growth Fund - ..	HPG-VN	Hoa Phat Group JSC	\$27M
Hermes Invst. Funds - Asia (ex-Japan) E..	VNM-VN	Vietnam Dairy Products ..	\$26M
Pictet - Asian Equities (ex-Japan)	VCB-VN	Joint Stock Commercial ..	\$23M
T Rowe Price New Asia Fund	VCB-VN	Joint Stock Commercial ..	\$17M
Schroder Asian Alpha Plus Fund	VNM-VN	Vietnam Dairy Products ..	\$16M
BL - Equities Asia	VNM-VN	Vietnam Dairy Products ..	\$14M
Baillie Gifford Overseas Growth Fund - ..	VCB-VN	Joint Stock Commercial ..	\$13M
Matthews Asia Funds - Asia (ex-Japan)..	FPT-VN	FPT Corp.	\$13M
Matthews Asia Funds - Asia (ex-Japan)..	ACB-VN	Asia Commercial Joint S..	\$12M

Largest Changes in Fund Weight, %

Fund Name	New or C..	Change
Polar Capital Funds Plc - Asian ..		1.35%
Matthews Asia Funds - Asia (ex..		1.15%
Baillie Gifford Overseas Growth ..		0.96%
T. Rowe Price Funds SICAV - Asi..		0.69%
T Rowe Price New Asia Fund		0.68%
TT International Funds Plc - Asia..		0.47%
JPMorgan Fund ICVC - Asia Gro..		0.22%
Pictet - Asian Equities (ex-Japan)		-0.21%
Comgest Growth Plc - Asia Pac (..		-0.23%
Hermes Invt. Funds - Asia (ex-Ja..		-0.35%
Janus Henderson Asia Equity Fu..		-0.43%
BL - Equities Asia		-0.56%
Maple-Brown Abbott Funds Plc ..		-0.63%
KBC Equity Fund - New Asia		-0.93%

Ave Wgt Δ	Funds Invested Δ	Fund Flows, \$	Av Wgt vs AAXJ Δ	Funds O/W % Δ
0.03%	1.16%	\$0M	0.03%	1.15%



Aggregate Stock Holdings Changes

Ticker	Stock Name	Funds Invested % Δ	Average Weight Δ	Fund Flows, \$
MWG-VN	Mobile World Investment Corp	2.33%	0.01%	\$10M
TCB-VN	Vietnam Technological & Com..	1.16%	0.03%	\$3M
TLG-VN	Thien Long Group Corp.	1.16%	0.00%	\$0M
HPG-VN	Hoa Phat Group JSC	1.16%	0.03%	\$36M
YEG-VN	Yeah1 Group Corp.	0.00%	0.00%	
VSH-VN	Vinh Son-Song Hinh Hydropow..	0.00%	0.00%	\$0M
VRE-VN	Vincom Retail JSC	0.00%	0.00%	\$0M
HPX-VN	Hai Phat Investment JSC	-1.16%	0.00%	\$0M
HCM-VN	Ho Chi Minh City Securities Co..	-1.16%	0.00%	\$0M
GEX-VN	Gelex Group Joint Stock Co	-1.16%	0.00%	\$0M
EIB-VN	Vietnam Export Import Comm..	-1.16%	0.00%	\$0M
DXG-VN	Dat Xanh Group JSC	-1.16%	0.00%	\$0M
DHC-VN	Dong Hai JSC of Ben Tre	-1.16%	0.00%	\$0M
ACB-VN	Asia Commercial Joint Stock B..	-1.16%	0.00%	(\$1M)

Largest Fund Flows, \$

Fund Name	New or Cl..	Flow
T Rowe Price New Asia Fund		\$11M
AB FCP I - Asia (ex-Japan) Equi..		\$5M
Polar Capital Funds Plc - Asian ..		\$3M
T. Rowe Price Funds SICAV - Asi..		\$2M
JPMorgan Fund ICVC - Asia Gro..		\$1M
CG Nouvelle Asie		\$1M
Nordea Asian Stars Fund		\$0M
Comgest Growth Plc - Asia Pac ..		\$0M
Janus Henderson Asia Equity F..		\$0M
Handelsbanken Asien Tema		(\$1M)
Hermes Invt. Funds - Asia (ex-J..		(\$3M)
Pictet - Asian Equities (ex-Japa..		(\$3M)
KBC Equity Fund - New Asia		(\$3M)
Baillie Gifford Overseas Growth ..		(\$13M)

Largest Fund Level Changes in Stock Weight, %

Fund Name	Stock Name	New ..	Change
T Rowe Price New Asia Fund	Hoa Phat Group JSC	New	1.25%
T. Rowe Price Funds SICAV - Asian ..	Hoa Phat Group JSC	New	1.24%
Janus Henderson Asia Equity Fund	Vietnam Technological & ..		1.00%
Polar Capital Funds Plc - Asian Sta..	Vietnam Technological & ..		0.87%
CG Nouvelle Asie	FPT Corp.		0.68%
AB FCP I - Asia (ex-Japan) Equity ..	Vinhomes JSC		0.65%
Comgest Growth Plc - Asia Pac (ex..	FPT Corp.		0.63%
BL - Equities Asia	Vietnam Dairy Products C..		-0.56%
Maple-Brown Abbott Funds Plc - A..	Vietnam Dairy Products C..		-0.63%
T. Rowe Price Funds SICAV - Asian ..	Joint Stock Commercial ..		-0.71%
T Rowe Price New Asia Fund	Joint Stock Commercial ..		-0.73%
CG Nouvelle Asie	Vietnam Dairy Products C..		-0.86%
Comgest Growth Plc - Asia Pac (ex..	Vietnam Dairy Products C..		-0.93%
Janus Henderson Asia Equity Fund	Vinhomes JSC	Close	-1.33%

Aggregate Country Holding Changes

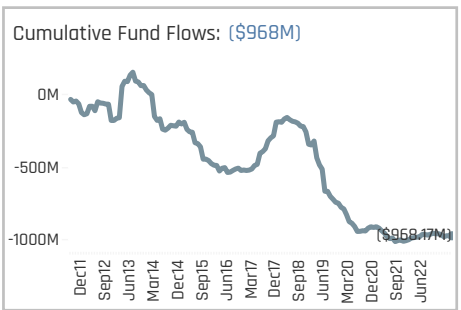
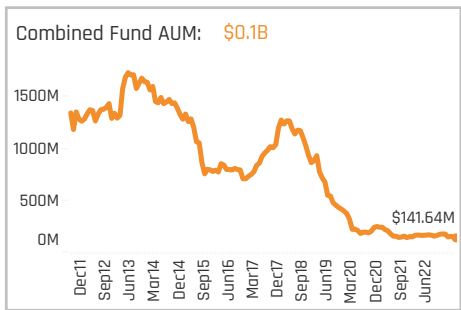
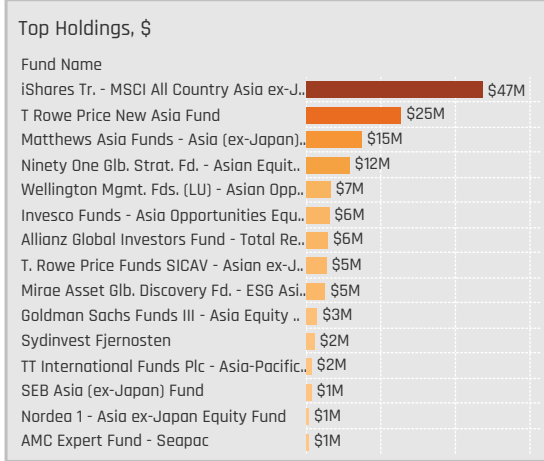
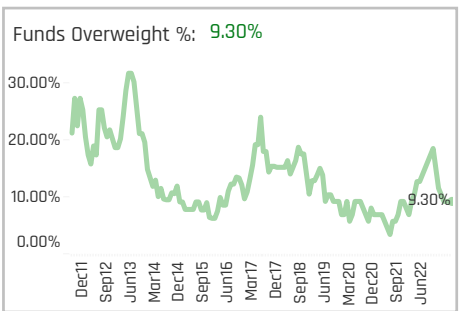
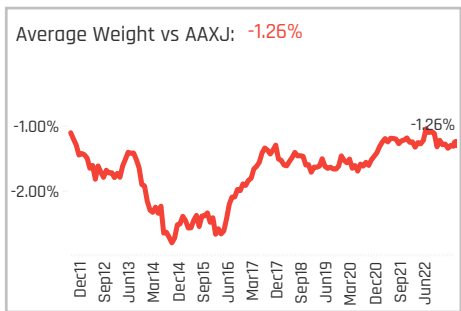
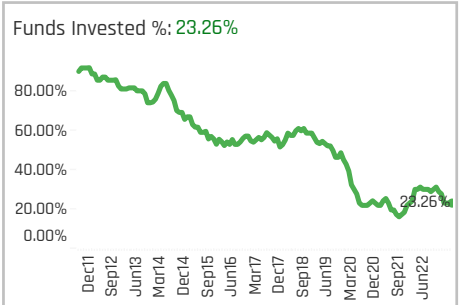
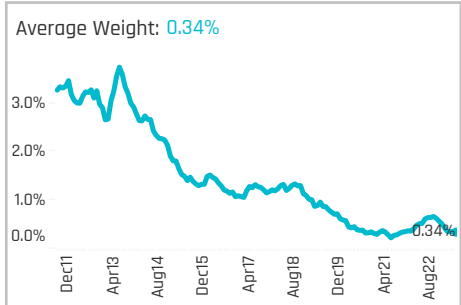
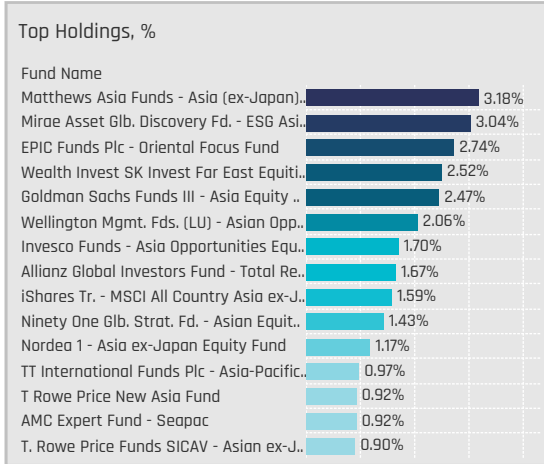
Sector	Change	Flow
Consumer Discretionary	0.01%	\$10M
Materials	0.03%	\$36M
Utilities	0.00%	\$0M
Multi	0.00%	(\$4M)
Information Technology	0.02%	\$2M
Industrials	0.00%	(\$1M)
Health Care	0.00%	\$0M
Financials	0.03%	(\$39M)
Energy	0.00%	\$0M
Consumer Staples	-0.05%	(\$7M)
Real Estate	-0.01%	\$3M

Largest Changes in Fund Country Weight, %

Fund Name	New o..	Sector	Change
T Rowe Price New Asia Fund	New	Materials	1.25%
T. Rowe Price Funds SICAV - Asian e..	New	Materials	1.24%
Janus Henderson Asia Equity Fund		Financials	1.00%
Polar Capital Funds Plc - Asian Star..		Financials	0.87%
CG Nouvelle Asie		Information Technology	0.68%
Baillie Gifford Overseas Growth Fun..		Financials	0.66%
Matthews Asia Funds - Asia (ex-Jap..		Financials	0.65%
BL - Equities Asia		Consumer Staples	-0.56%
Maple-Brown Abbott Funds Plc - Asi..		Consumer Staples	-0.63%
T. Rowe Price Funds SICAV - Asian e..		Financials	-0.71%
T Rowe Price New Asia Fund		Financials	-0.73%
CG Nouvelle Asie		Consumer Staples	-0.86%
Comgest Growth Plc - Asia Pac (ex..		Consumer Staples	-0.93%
Janus Henderson Asia Equity Fund	Close	Real Estate	-1.33%

Largest Fund Level Stock Inflows/Outflows, \$

Fund Name	Stock Name	New..	Flow
T Rowe Price New Asia Fund	Hoa Phat Group JSC	New	\$31M
T. Rowe Price Funds SICAV - Asian ..	Hoa Phat Group JSC	New	\$7M
T Rowe Price New Asia Fund	Mobile World Investment..	New	\$5M
AB FCP I - Asia (ex-Japan) Equity P..	Vinhomes JSC		\$4M
AB FCP I - Asia (ex-Japan) Equity P..	Mobile World Investment..		\$3M
JPMorgan Fund ICVC - Asia Growth..	Vietnam Technological & ..		\$2M
Polar Capital Funds Plc - Asian Star..	Vietnam Technological & ..		\$1M
Baillie Gifford Overseas Growth Fun..	Military Commercial Join..		(\$2M)
Hermes Invt. Funds - Asia (ex-Japa..	Vietnam Dairy Products C..		(\$3M)
Pictet - Asian Equities (ex-Japan)	Joint Stock Commercial ..		(\$3M)
Baillie Gifford Overseas Growth Fun..	Ho Chi Minh City Develop..		(\$3M)
Baillie Gifford Overseas Growth Fun..	Vietnam Enterprise Inves..		(\$4M)
T. Rowe Price Funds SICAV - Asian ..	Joint Stock Commercial ..		(\$6M)
T Rowe Price New Asia Fund	Joint Stock Commercial ..		(\$25M)

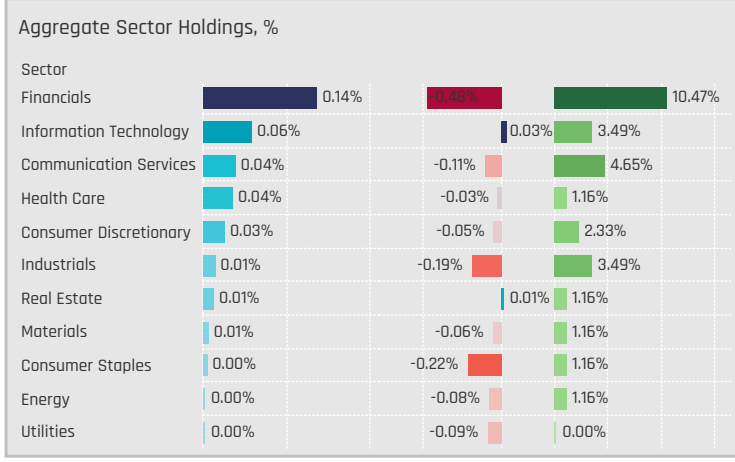


Aggregate Stock Holdings Data, Ranked by Most Widely Held.

Ticker	Stock Name	Funds Invested %	Average Weight	Vs Benchmark	Fund AUM, \$
1023-MY	CIMB Group Holdings Bhd	6.98%	0.06%	-0.07%	\$49M
1155-MY	Malayan Banking Bhd.	3.49%	0.06%	-0.10%	\$15M
8869-MY	Press Metal Aluminium Holdin..	2.33%	0.01%	-0.06%	\$3M
5031-MY	TIME dotCom Bhd.	2.33%	0.03%	0.03%	\$2M
1295-MY	Public Bank Bhd	2.33%	0.01%	-0.20%	\$9M
7277-MY	Dialog Group Bhd.	1.16%	0.00%	-0.03%	\$1M
7155-MY	SKP Resources Bhd.	1.16%	0.01%	0.01%	\$1M
6947-MY	DiGi.Com Bhd	1.16%	0.00%	-0.05%	\$2M
5819-MY	Hong Leong Bank Bhd.	1.16%	0.01%	-0.03%	\$5M
5296-MY	MR. D.I.Y. Group (M) Bhd.	1.16%	0.01%	0.00%	\$6M
5227-MY	IGB Real Estate Investment Tr..	1.16%	0.01%	0.01%	\$1M
5225-MY	IHH Healthcare Bhd.	1.16%	0.04%	0.00%	\$6M
5183-MY	PETRONAS Chemicals Group B..	1.16%	0.01%	-0.06%	\$4M
4863-MY	Telekom Malaysia Bhd.	1.16%	0.00%	-0.02%	\$1M
3255-MY	Heineken Malaysia Bhd.	1.16%	0.00%	0.00%	\$1M

Top Stock Holdings, %

Fund Name	Ticker	Stock Name	Weight (%)
Mirae Asset Glb. Discovery Fd. - ESG Asi..	5225-MY	IHH Healthcare Bhd.	3.04%
EPIC Funds Plc - Oriental Focus Fund	0138-MY	MY E.G. Services Bhd.	2.74%
Wealth Invest SK Invest Far East Equit..	5031-MY	TIME dotCom Bhd.	2.52%
Goldman Sachs Funds III - Asia Equity ..	1155-MY	Malayan Banking Bhd.	2.47%
Wellington Mgmt. Fds. (LU) - Asian Opp..	1155-MY	Malayan Banking Bhd.	2.06%
Matthews Asia Funds - Asia (ex-Japan)..	0128-MY	Frontken Corp. Bhd.	2.04%
Ninety One Glb. Strat. Fd. - Asian Equit..	1023-MY	CIMB Group Holdings ..	1.43%
Nordea 1 - Asia ex-Japan Equity Fund	5227-MY	IGB Real Estate Invest..	1.17%
Matthews Asia Funds - Asia (ex-Japan)..	5296-MY	MR. D.I.Y. Group (M) Bh..	1.14%
Allianz Global Investors Fund - Total Re..	3182-MY	Genting Bhd.	1.13%
Invesco Funds - Asia Opportunities Equ..	5819-MY	Hong Leong Bank Bhd.	0.98%
TT International Funds Plc - Asia-Pacific..	1023-MY	CIMB Group Holdings ..	0.97%
T Rowe Price New Asia Fund	1023-MY	CIMB Group Holdings ..	0.92%
T. Rowe Price Funds SICAV - Asian ex-J..	1023-MY	CIMB Group Holdings ..	0.90%
Invesco Funds - Asia Opportunities Equ..	1295-MY	Public Bank Bhd	0.72%



Top Sector Holdings, %

Fund Name	Sector	Weight (%)
Mirae Asset Glb. Discovery Fd. - ESG Asi..	Health Care	3.04%
EPIC Funds Plc - Oriental Focus Fund	Information Technology	2.74%
Wealth Invest SK Invest Far East Equit..	Communication Services	2.52%
Goldman Sachs Funds III - Asia Equity ..	Financials	2.47%
Wellington Mgmt. Fds. (LU) - Asian Opp..	Financials	2.06%
Matthews Asia Funds - Asia (ex-Japan)..	Information Technology	2.04%
Invesco Funds - Asia Opportunities Equ..	Financials	1.70%
Ninety One Glb. Strat. Fd. - Asian Equit..	Financials	1.43%
Nordea 1 - Asia ex-Japan Equity Fund	Real Estate	1.17%
Matthews Asia Funds - Asia (ex-Japan)..	Consumer Discretionary	1.14%
Allianz Global Investors Fund - Total Re..	Consumer Discretionary	1.13%
TT International Funds Plc - Asia-Pacific..	Financials	0.97%
T Rowe Price New Asia Fund	Financials	0.92%
AMC Expert Fund - Seapac	Financials	0.92%
T. Rowe Price Funds SICAV - Asian ex-J..	Financials	0.90%

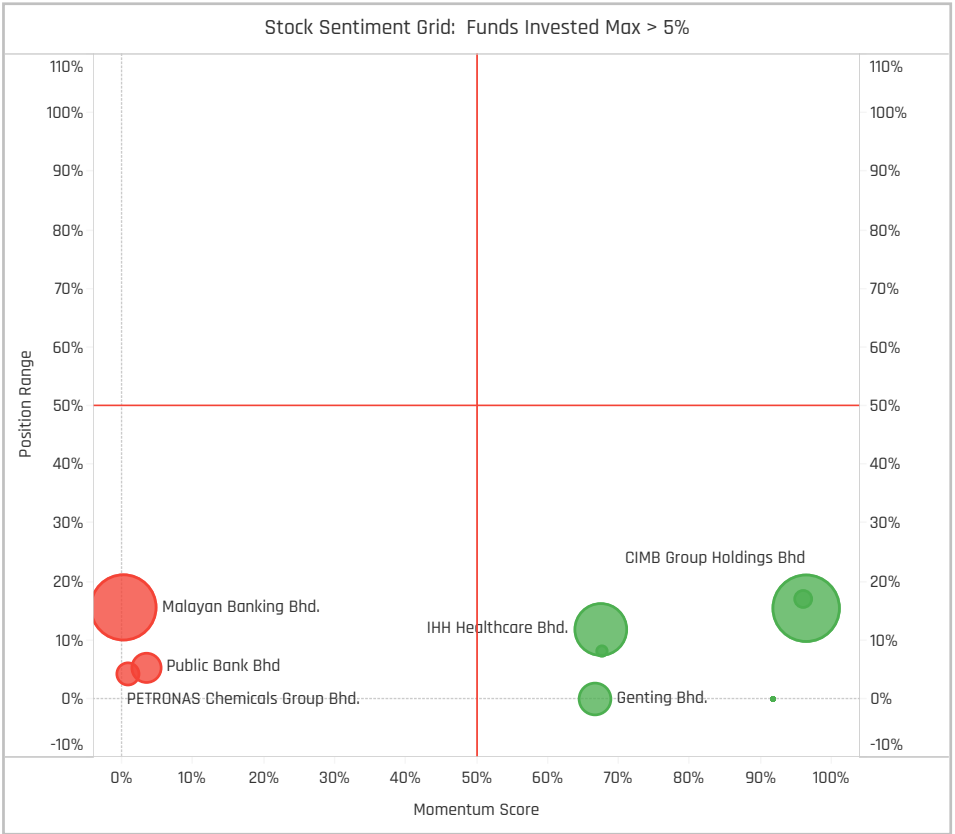
Top Stock Holdings, \$

Fund Name	Ticker	Stock Name	Value (\$)
T Rowe Price New Asia Fund	1023-MY	CIMB Group Holdings Bhd	\$25M
Ninety One Glb. Strat. Fd. - Asian Equit..	1023-MY	CIMB Group Holdings Bhd	\$12M
Matthews Asia Funds - Asia (ex-Japan)..	0128-MY	Frontken Corp. Bhd.	\$10M
Wellington Mgmt. Fds. (LU) - Asian Opp..	1155-MY	Malayan Banking Bhd.	\$7M
iShares Tr. - MSCI All Country Asia ex-J..	1295-MY	Public Bank Bhd	\$6M
Matthews Asia Funds - Asia (ex-Japan)..	5296-MY	MR. D.I.Y. Group (M) Bhd.	\$5M
T. Rowe Price Funds SICAV - Asian ex-J..	1023-MY	CIMB Group Holdings Bhd	\$5M
Mirae Asset Glb. Discovery Fd. - ESG Asi..	5225-MY	IHH Healthcare Bhd.	\$5M
iShares Tr. - MSCI All Country Asia ex-J..	1155-MY	Malayan Banking Bhd.	\$5M
Allianz Global Investors Fund - Total Re..	3182-MY	Genting Bhd.	\$4M
iShares Tr. - MSCI All Country Asia ex-J..	1023-MY	CIMB Group Holdings Bhd	\$4M
Invesco Funds - Asia Opportunities Equ..	5819-MY	Hong Leong Bank Bhd.	\$3M
Goldman Sachs Funds III - Asia Equity ..	1155-MY	Malayan Banking Bhd.	\$3M
iShares Tr. - MSCI All Country Asia ex-J..	5347-MY	Tenaga Nasional Bhd	\$3M
Invesco Funds - Asia Opportunities Equ..	1295-MY	Public Bank Bhd	\$3M

Largest Changes in Fund Weight, %

Fund Name	New or C..	Change
T Rowe Price New Asia Fund	New	0.92%
T. Rowe Price Funds SICAV - Asi..	New	0.90%
Nordea 1 - Asia ex-Japan Equity ..		0.36%
Wealth Invest SK Invest Far Eas..		0.18%
AMC Expert Fund - Seapac		0.14%
Vontobel Fund - mtX Sustainabl..		0.00%
Veritas Funds Plc - Asian Fund		0.00%
Ninety One Glob. Strat. Fd. - Asia..		-1.28%
Invesco Funds - Asia Opportuniti..		-1.31%
Lansforsakringar Asienfonden	Close	-1.56%
Skandia Asia	Close	-1.69%
BlackRock Global Funds - Asian ..	Close	-1.74%
Baring Eastern Trust		-2.20%
Waverton Invnt. Fds. Plc - Asia Pa..	Close	-3.42%

Ave Wgt Δ	Funds Invested Δ	Fund Flows, \$	Av Wgt vs AAXJ Δ	Funds O/W % Δ
-0.23%	-8.14%	(\$13M)	-0.05%	-5.81%



Aggregate Stock Holdings Changes

Ticker	Stock Name	Funds Invested % Δ	Average Weight Δ	Fund Flows, \$
8869-MY	Press Metal Aluminium Holdin..	1.16%	-0.01%	(\$1M)
6947-MY	DiGi.Com Bhd	1.16%	0.00%	\$1M
3255-MY	Heineken Malaysia Bhd.	1.16%	0.00%	\$1M
1023-MY	CIMB Group Holdings Bhd	1.16%	0.00%	\$36M
Y88999AA8	Top Glove Labuan Ltd. 2.0% 01..	0.00%	0.00%	
Y12518AA7	Cerah Capital Ltd. 0.0% 08-AU..	0.00%	0.00%	
X6SLW5.W-MY	IJM Land Bhd Warrants 2008-1..	0.00%	0.00%	
5306-MY	Farm Fresh Bhd.	-1.16%	-0.01%	(\$1M)
5168-MY	Hartalega Holdings Bhd.	-1.16%	0.00%	\$0M
0128-MY	Frontken Corp. Bhd.	-1.16%	-0.01%	\$0M
1295-MY	Public Bank Bhd	-2.33%	-0.03%	(\$9M)
0138-MY	My E.G. Services Bhd.	-2.33%	-0.05%	(\$8M)
5183-MY	PETRONAS Chemicals Group B..	-3.49%	-0.04%	(\$13M)
1155-MY	Malayan Banking Bhd.	-5.81%	-0.07%	(\$20M)

Largest Fund Flows, \$

Fund Name	New or Cl..	Flow
T Rowe Price New Asia Fund	New	\$32M
T. Rowe Price Funds SICAV - Asi..	New	\$7M
iShares Tr. - MSCI All Country A..		\$4M
Nordea 1 - Asia ex-Japan Equit..		\$0M
Manulife Global Fund - Sustain..		\$0M
AMC Expert Fund - Seapac		\$0M
Wealth Invest SK Invest Far Ea..		\$0M
Invesco Funds - Asia Opportuni..		(\$4M)
C Worldwide - Asia	Close	(\$4M)
Waverton Invnt. Fds. Plc - Asia P..	Close	(\$4M)
LO Funds - Asia High Conviction	Close	(\$4M)
Skandia Asia	Close	(\$5M)
Ninety One Glob. Strat. Fd. - Asia..		(\$10M)
BlackRock Global Funds - Asian ..	Close	(\$12M)

Largest Fund Level Changes in Stock Weight, %

Fund Name	Stock Name	New ..	Change
T Rowe Price New Asia Fund	CIMB Group Holdings Bhd	New	0.92%
T. Rowe Price Funds SICAV - Asian ..	CIMB Group Holdings Bhd	New	0.90%
Sydinvest Fjernosten	Heineken Malaysia Bhd.	New	0.42%
SEB Asia (ex-Japan) Fund	CIMB Group Holdings Bhd		0.39%
Nordea 1 - Asia ex-Japan Equity F..	IGB Real Estate Investme..		0.36%
SEB Asia (ex-Japan) Fund	DiGi.Com Bhd	New	0.31%
AMC Expert Fund - Seapac	CIMB Group Holdings Bhd		0.21%
Allianz Global Investors Fund - Tot..	PETRONAS Chemicals Gro..		-1.02%
TT International Funds Plc - Asia-P..	CIMB Group Holdings Bhd		-1.09%
SEB Asia (ex-Japan) Fund	Public Bank Bhd	Close	-1.46%
Lansforsakringar Asienfonden	Malayan Banking Bhd.	Close	-1.56%
Skandia Asia	Malayan Banking Bhd.	Close	-1.69%
BlackRock Global Funds - Asian Gr..	Malayan Banking Bhd.	Close	-1.74%
Waverton Invnt. Fds. Plc - Asia Pacif..	My E.G. Services Bhd.	Close	-3.42%

Aggregate Country Holding Changes

Sector	Change	Flow
Communication Services	1.16%	\$0M
Utilities	0.00%	\$0M
Real Estate	0.00%	\$0M
Multi	0.00%	\$0M
Industrials	0.00%	\$0M
Health Care	0.00%	\$0M
Energy	0.00%	\$0M
Consumer Staples	0.00%	\$1M
Consumer Discretionary	0.00%	\$0M
Materials	-3.49%	(\$13M)
Information Technology	-3.49%	(\$8M)
Financials	-5.81%	\$5M

Largest Changes in Fund Country Weight, %

Fund Name	New a..	Sector	Change
T Rowe Price New Asia Fund	New	Financials	0.92%
T. Rowe Price Funds SICAV - Asian e..	New	Financials	0.90%
Sydinvest Fjernosten	New	Consumer Staples	0.42%
Nordea 1 - Asia ex-Japan Equity Fun..		Real Estate	0.36%
SEB Asia (ex-Japan) Fund	New	Communication Services	0.31%
Wealth Invest SK Invest Far East Eq..		Communication Services	0.18%
AMC Expert Fund - Seapac		Financials	0.14%
SEB Asia (ex-Japan) Fund		Financials	-1.07%
TT International Funds Plc - Asia-Pa..		Financials	-1.09%
Invesco Funds - Asia Opportuniti..		Financials	-1.31%
Lansforsakringar Asienfonden	Close	Financials	-1.56%
Skandia Asia	Close	Financials	-1.69%
BlackRock Global Funds - Asian Gro..	Close	Financials	-1.74%
Waverton Invnt. Fds. Plc - Asia Pacific..	Close	Information Technology	-3.42%

Largest Fund Level Stock Inflows/Outflows, \$

Fund Name	Stock Name	New..	Flow
T Rowe Price New Asia Fund	CIMB Group Holdings Bhd	New	\$32M
T. Rowe Price Funds SICAV - Asian ..	CIMB Group Holdings Bhd	New	\$7M
Sydinvest Fjernosten	Heineken Malaysia Bhd.	New	\$1M
iShares Tr. - MSCI All Country Asia ..	Gamuda Bhd.		\$1M
SEB Asia (ex-Japan) Fund	CIMB Group Holdings Bhd		\$1M
SEB Asia (ex-Japan) Fund	DiGi.Com Bhd	New	\$1M
iShares Tr. - MSCI All Country Asia ..	Tenaga Nasional Bhd		\$0M
SEB Asia (ex-Japan) Fund	Public Bank Bhd	Close	(\$3M)
C Worldwide - Asia	My E.G. Services Bhd.	Close	(\$4M)
Waverton Invnt. Fds. Plc - Asia Pacifi..	My E.G. Services Bhd.	Close	(\$4M)
LO Funds - Asia High Conviction	Public Bank Bhd	Close	(\$4M)
Skandia Asia	Malayan Banking Bhd.	Close	(\$5M)
Ninety One Glob. Strat. Fd. - Asian E..	PETRONAS Chemicals Gro..	Close	(\$9M)
BlackRock Global Funds - Asian Gro..	Malayan Banking Bhd.	Close	(\$12M)

DISCLAIMER

This report is published by, and remains the copyright of, Copley Fund Research Limited. Unless otherwise agreed with Copley Fund Research Limited, this report may only be used by the permitted recipients and shall not be provided to any third parties. Receipt of this report should not be taken as permission to reproduce, copy or use any of the charts or data in internal or external presentations. To do so requires separate permission from Copley Fund Research Limited.

Copley Fund Research Limited uses reasonable efforts to obtain information from reliable sources, but all Publications are provided on an "as is" basis without representation or warranty of any kind (neither express nor implied) and Copley Fund Research disclaims liability for any Publication not being complete, accurate, suitable and relevant for the recipient.

The comments in this publication are for general information purposes only and do not constitute personalised financial advice. No consideration has been taken of your personal financial situation or investment goals in preparing this publication and the distribution of this publication is not a personalised service under the Financial Advisers Act 2008. If you wish to receive personalised financial advice, please contact your Investment Advisor.

Further, nothing in this report shall constitute or be deemed to constitute investment advice or a recommendation or an offer or solicitation and is not the basis for any contract to purchase or sell any security or other instrument. Should you undertake any such activity based on information contained in this report, you do so entirely at your own risk and Copley Fund Research shall have no liability whatsoever for any loss, damage, costs or expenses incurred or suffered by you as a result.

For US Investors this report is solely for Institutional use – not for public distribution.

For Canadian investors this report is solely for use by accredited investors.

