



Asia Ex-Japan Equity
Active Fund Ownership Report
4/30/2023

Asia Ex-Japan Equity Active Fund Ownership Report 4/30/2023

Introduction

In this data report, we analyse the holdings of actively managed Asia Ex-Japan Equity Funds. The current fund sample spans 86 funds with a combined AUM of \$54.56Bn. The majority of strategies benchmark the MSCI All Country Asia Ex-Japan Index

We analyse the latest published filings for all funds and aggregate together as of 4/30/2023. We show the most recent snapshot in positioning, time series data going back to 7/31/2011 and recent allocation shifts by the managers in our analysis.

Relative benchmark positioning is measured against the iShares Tr. - MSCI All Country Asia ex-Japan ETF (AAXJ) - proportionally adjusted to remove any cash holdings to better replicate the index.

All Cash Flow calculations are on a best estimates basis. We use monthly position changes and month end prices to estimate the net buying and selling value for each stock within each fund in our analysis.

Contents

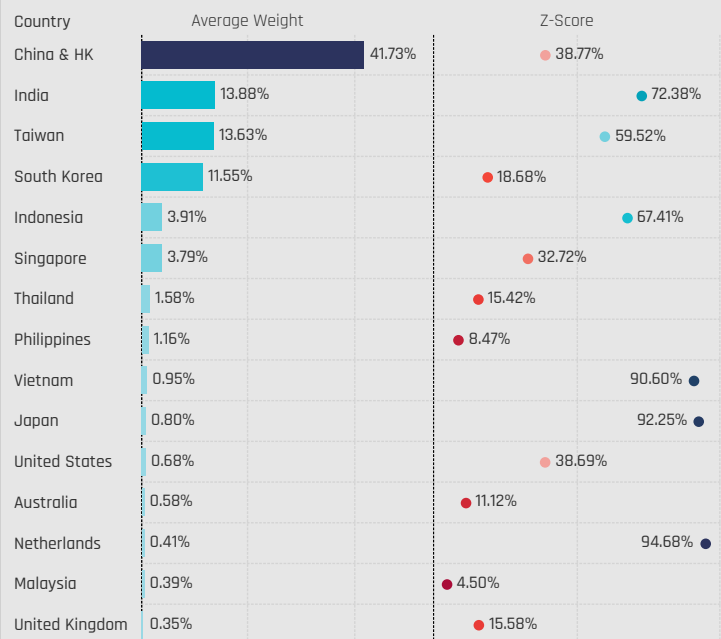
Country Allocations	3
Sector Group Allocations	9
Sector Allocations	13
Country / Sector Allocations	19
Stock Allocations	25
Sector Profiles	29
Country Profiles	52

Country Allocations

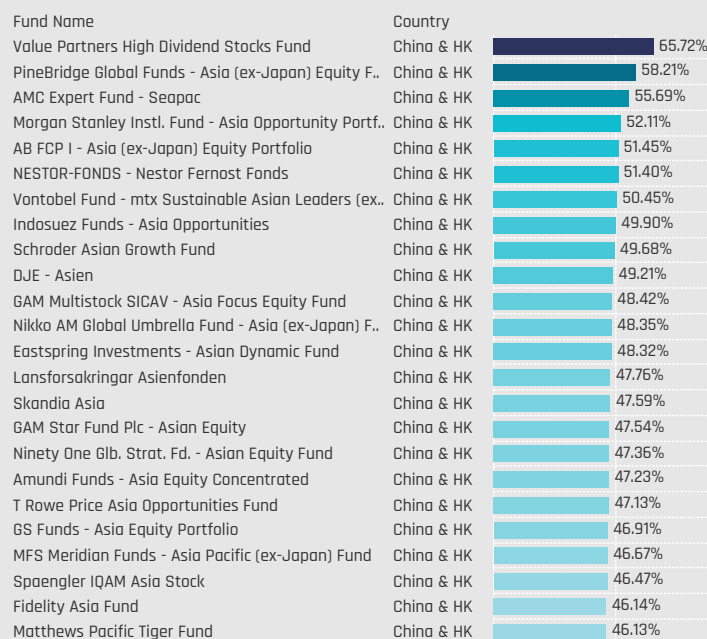


Country Allocations

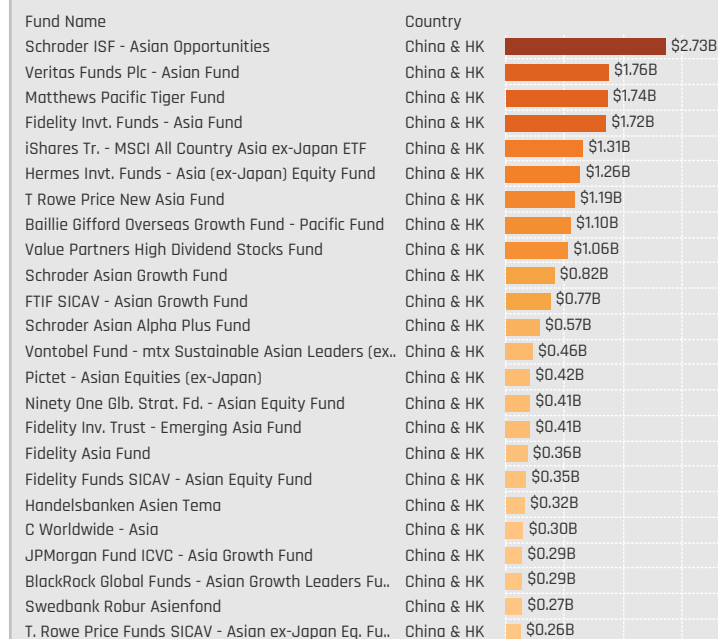
Major Countries: Average Fund Weights / Z-Score (7/31/2011 - Present)



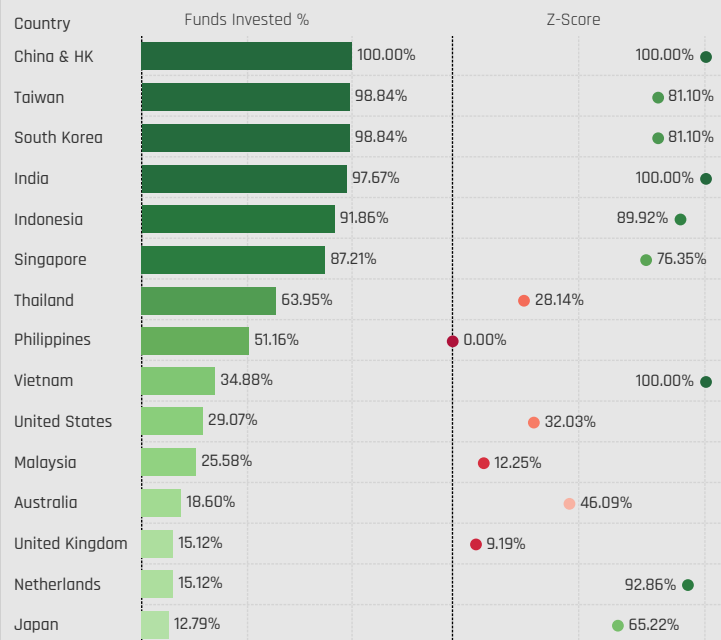
Largest Fund Country Weights, % [China & HK]



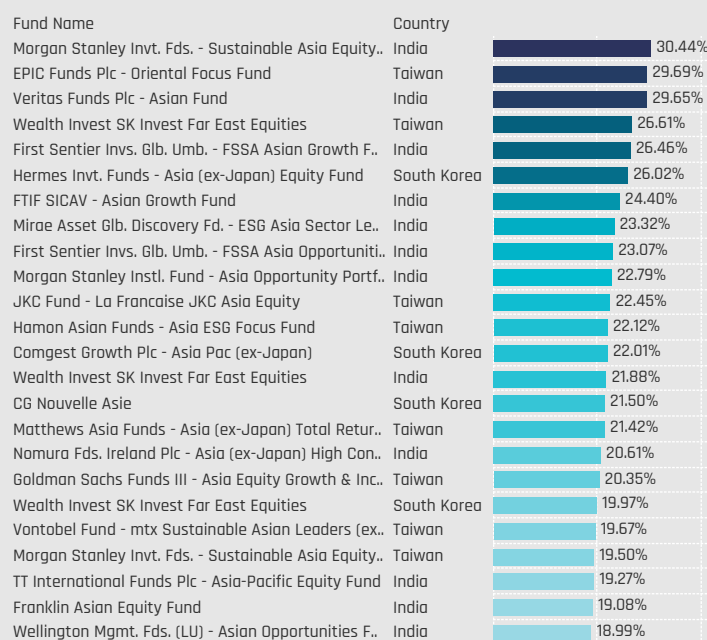
Largest Fund Country AUM, \$ [China & HK]



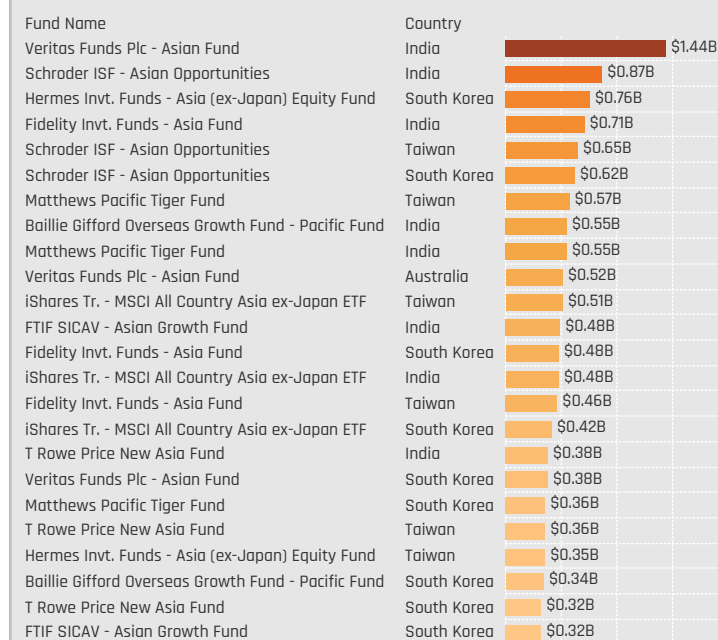
Major Countries: Funds Invested %



Largest Fund Country Weights, % [Ex-China & HK]

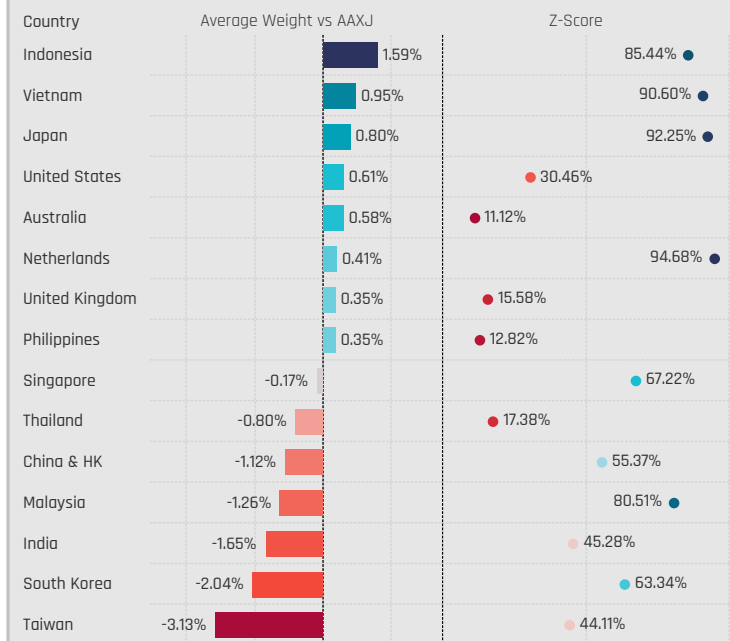


Largest Fund Country AUM, \$ [Ex-China & HK]

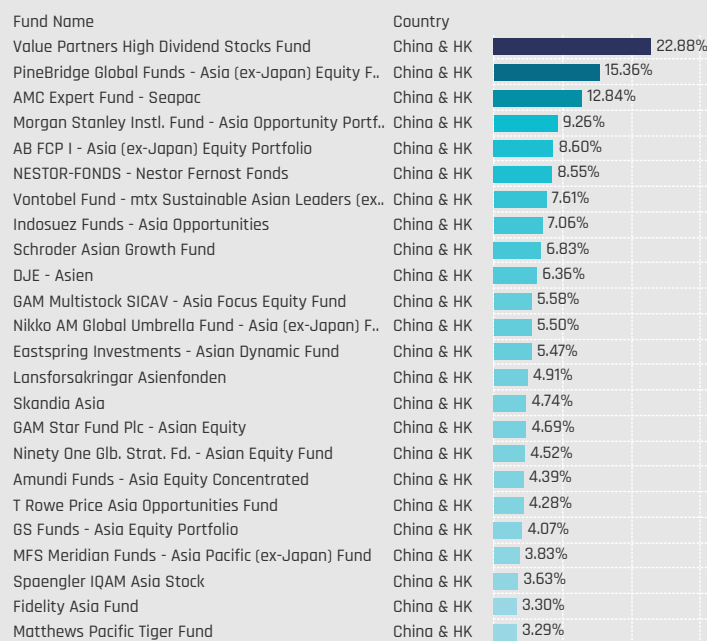


Country Allocations Relative to Benchmark

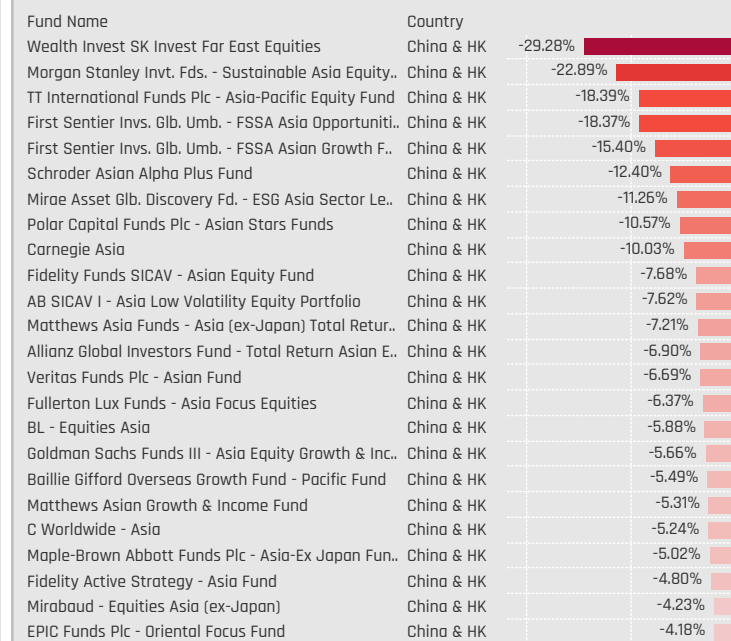
Major Countries: Average Weight vs AAXJ / Z-Score (7/31/2011 - Present)



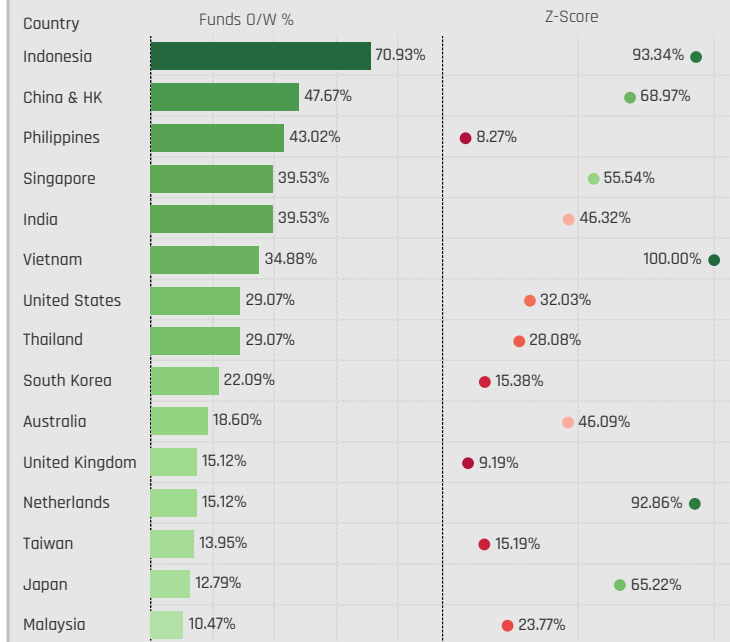
Largest Fund Country Overweights, % [China & HK]



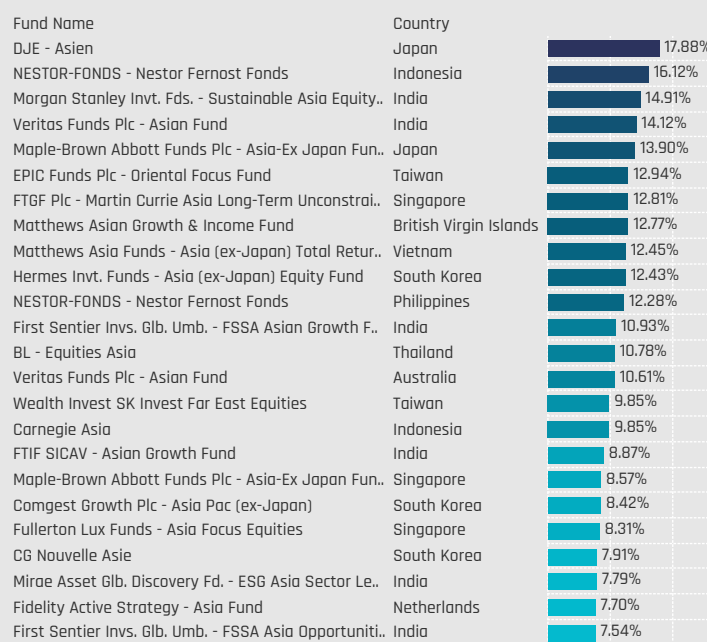
Largest Fund Country Underweights, % [China & HK]



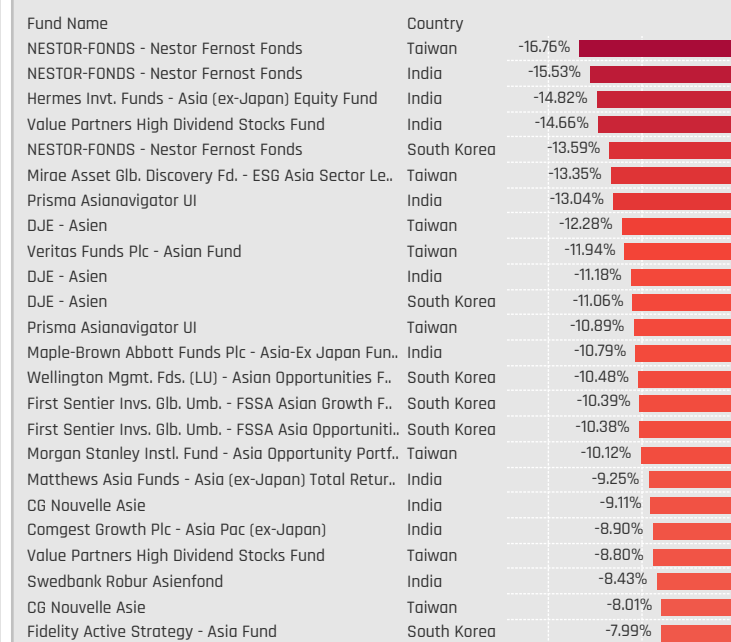
Major Countries: Funds Overweight % / Z-Score (7/31/2011 - Present)



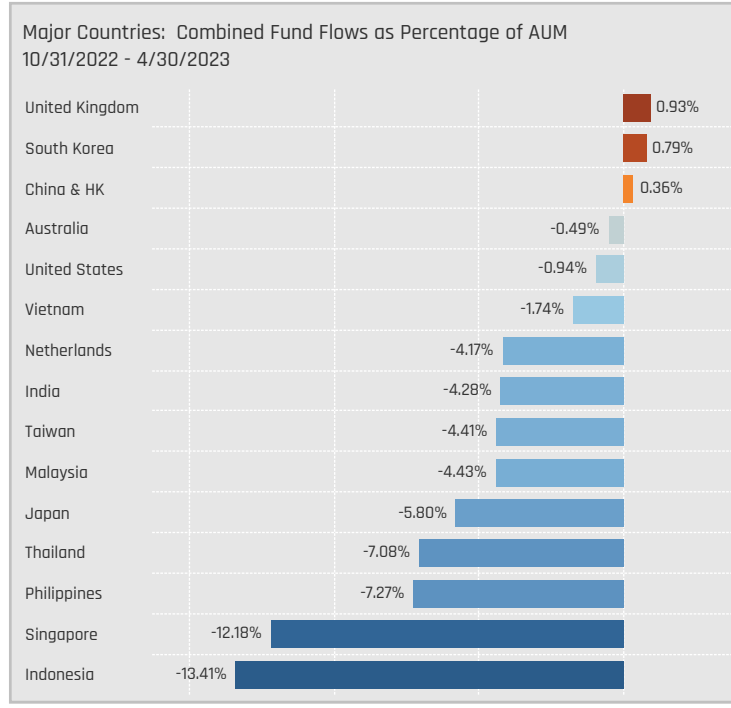
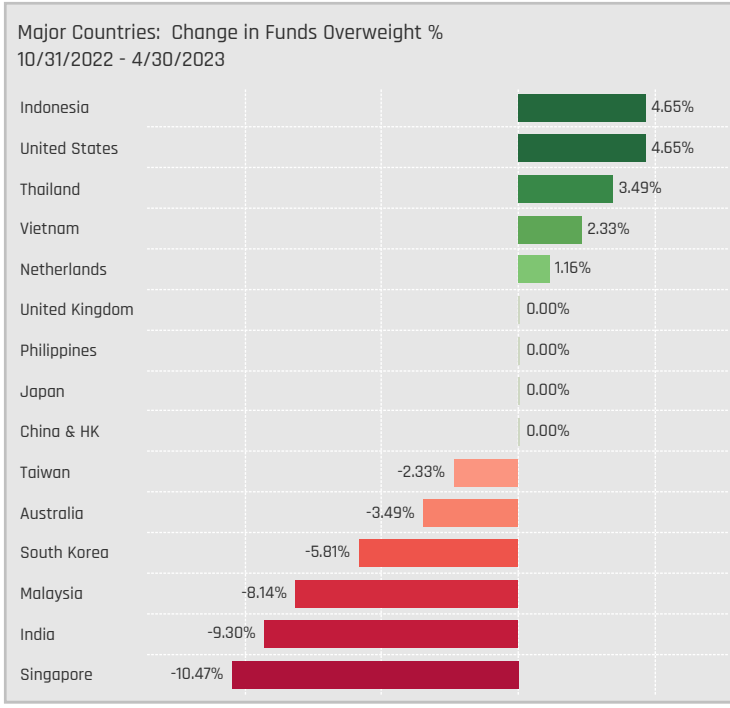
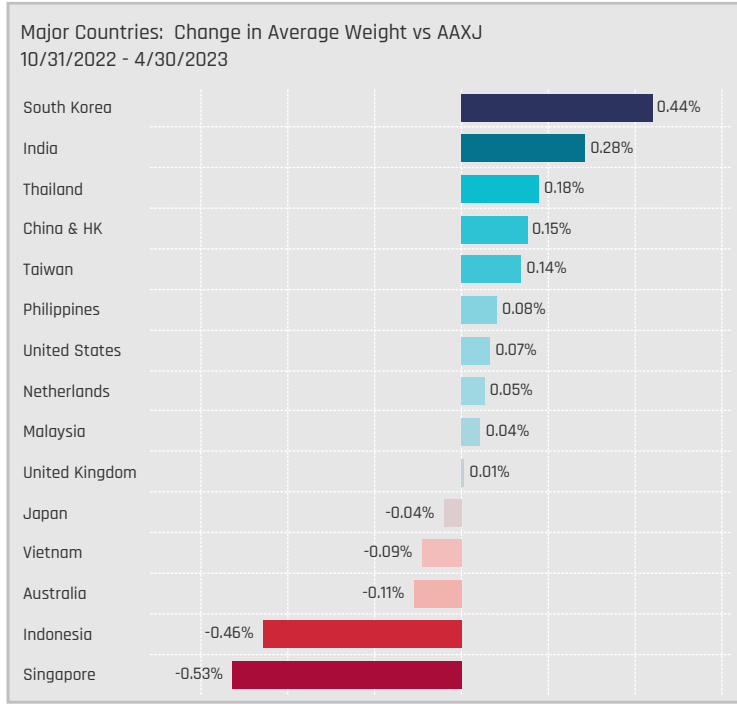
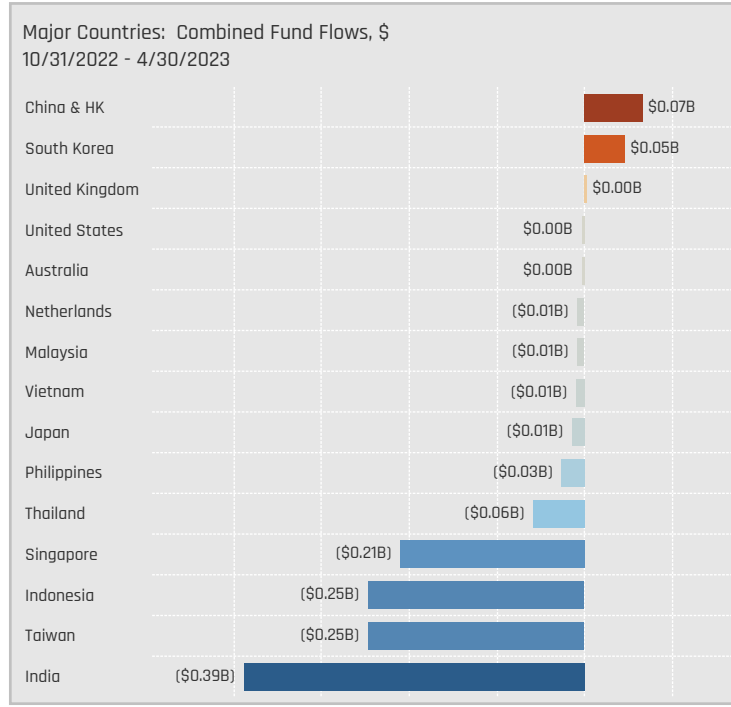
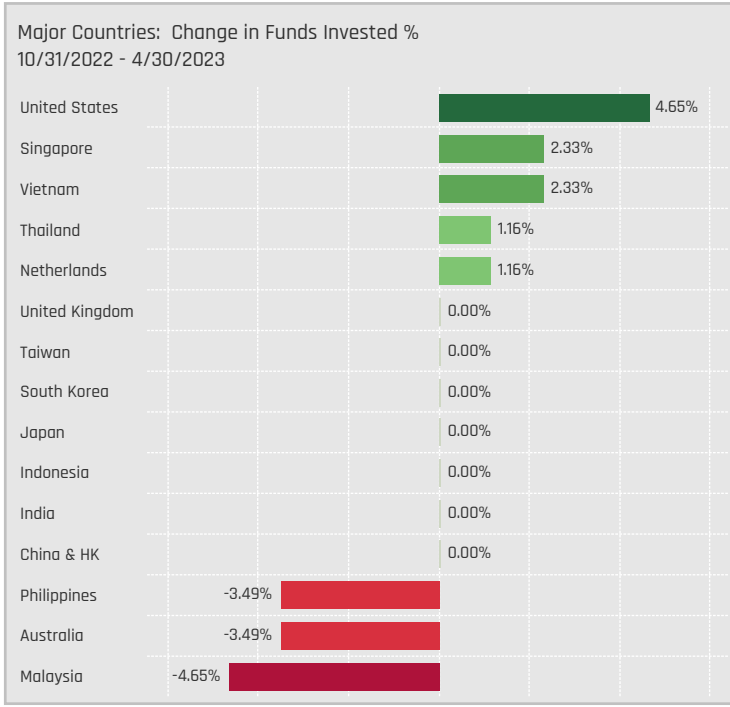
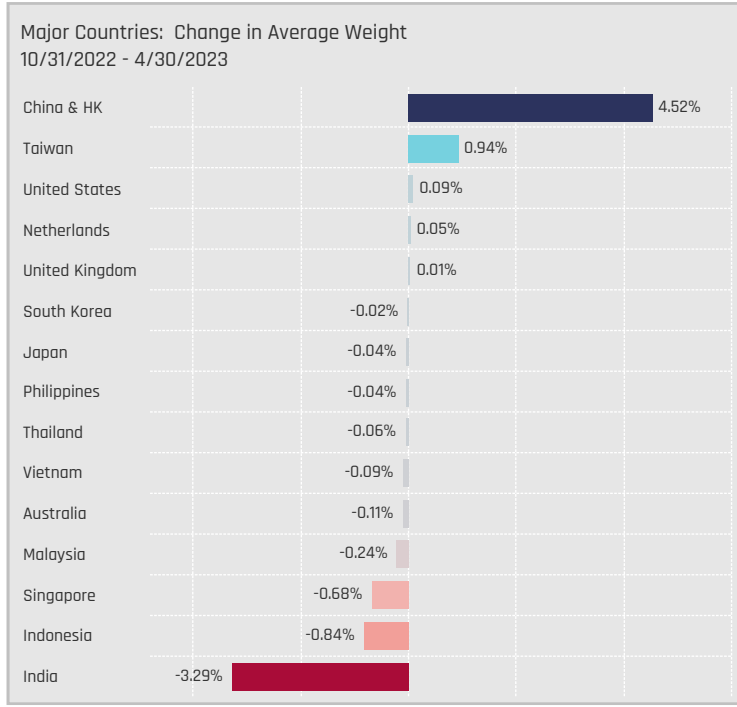
Largest Fund Country Overweights, % [Ex-China & HK]



Largest Fund Country Underweights, % [Ex-China & HK]



Country Allocation Changes [Aggregate]



Country Allocation Changes [Fund Level]

Largest Changes in Country Weight, % [China & HK], 10/31/2022 - 4/30/2023

Fund Name	New or Closed	Country	Fund Weight, %	Weight Change, %
Carnegie Asia		China & HK	32.82%	15.93%
Prisma Asianavigator UI		China & HK	44.57%	14.47%
LO Funds - Asia High Conviction		China & HK	46.08%	12.76%
Invesco Funds - Asia Opportunities Equity Fund		China & HK	39.69%	11.34%
NESTOR-FONDS - Nestor Fernost Fonds		China & HK	51.40%	10.97%
BlackRock Global Funds - Asian Growth Leaders..		China & HK	39.59%	10.67%
Swedbank Robur Asienfond		China & HK	42.01%	8.74%
Manulife Global Fund - Sustainable Asia Equity ..		China & HK	39.69%	8.46%
Ninety One Glob. Strat. Fd. - Asian Equity Fund		China & HK	47.36%	8.32%
Spaengler IQAM Asia Stack		China & HK	46.47%	8.15%
Sydinvest Fjernosten		China & HK	44.18%	7.94%
Morgan Stanley Instl. Fund - Asia Opportunity P..		China & HK	52.11%	7.88%
Fidelity Asia Fund		China & HK	46.14%	1.97%
Hermes Inv. Funds - Asia (ex-Japan) Equity Fu..		China & HK	43.36%	1.75%
BL - Equities Asia		China & HK	36.96%	1.57%
Pictet - Asian Equities (ex-Japan)		China & HK	42.07%	1.40%
Goldman Sachs Funds III - Asia Equity Growth &..		China & HK	37.19%	1.04%
Veritas Funds Plc - Asian Fund		China & HK	36.16%	0.99%
Franklin Asian Equity Fund		China & HK	39.79%	0.90%
TT International Funds Plc - Asia-Pacific Equity ..		China & HK	24.45%	-0.46%
Fidelity Active Strategy - Asia Fund		China & HK	38.05%	-0.99%
Fidelity Funds SICAV - Asian Equity Fund		China & HK	35.16%	-1.83%
Matthews Asian Growth & Income Fund		China & HK	37.54%	-2.31%
Matthews Asia Funds - Asia (ex-Japan) Total R..		China & HK	35.64%	-5.65%

Largest Country Level Fund Flows, \$. [China & HK], 10/31/2022 - 4/30/2023

Fund Name	New or Closed	Country	Fund AUM, \$	Fund Flows, \$
Schroder ISF - Asian Opportunities		China & HK	\$2,728M	\$287.1M
Fidelity Inv. Funds - Asia Fund		China & HK	\$1,716M	\$121.0M
iShares Tr. - MSCI All Country Asia ex-Japan ETF		China & HK	\$1,312M	\$117.2M
Swedbank Robur Asienfond		China & HK	\$273M	\$102.4M
BlackRock Global Funds - Asian Growth Leaders..		China & HK	\$285M	\$31.4M
Sydinvest Fjernosten		China & HK	\$127M	\$27.9M
Invesco Funds - Asia Opportunities Equity Fund		China & HK	\$144M	\$27.1M
DJE - Asien		China & HK	\$93M	\$26.7M
Pictet - Asian Equities (ex-Japan)		China & HK	\$415M	\$16.7M
Allianz Global Investors Fund - Total Return Asi..		China & HK	\$127M	\$15.4M
Schroder Asian Alpha Plus Fund		China & HK	\$574M	\$15.3M
LO Funds - Asia High Conviction		China & HK	\$245M	\$12.6M
Handelsbanken Asien Tema		China & HK	\$321M	(\$14.8M)
Natixis Intl. Fds. (Lux) I - Natixis Asia Equity Fund		China & HK	\$22M	(\$16.7M)
T Rowe Price Asia Opportunities Fund		China & HK	\$53M	(\$18.3M)
Baillie Gifford Overseas Growth Fund - Pacific F..		China & HK	\$1,099M	(\$20.0M)
Morgan Stanley Instl. Fund - Asia Opportunity P..		China & HK	\$105M	(\$22.1M)
Nomura Fds. Ireland Plc - Asia (ex-Japan) High ..		China & HK	\$105M	(\$26.3M)
Matthews Asia Funds - Asia (ex-Japan) Total R..		China & HK	\$172M	(\$28.6M)
Fidelity Funds SICAV - Asian Equity Fund		China & HK	\$353M	(\$57.2M)
JPMorgan Fund ICVC - Asia Growth Fund		China & HK	\$288M	(\$78.3M)
Matthews Asian Growth & Income Fund		China & HK	\$250M	(\$81.5M)
FTIF SICAV - Asian Growth Fund		China & HK	\$767M	(\$81.5M)
Matthews Pacific Tiger Fund		China & HK	\$1,738M	(\$327.0M)

Largest Changes in Country Weight, % [Ex-China & HK], 10/31/2022 - 4/30/2023

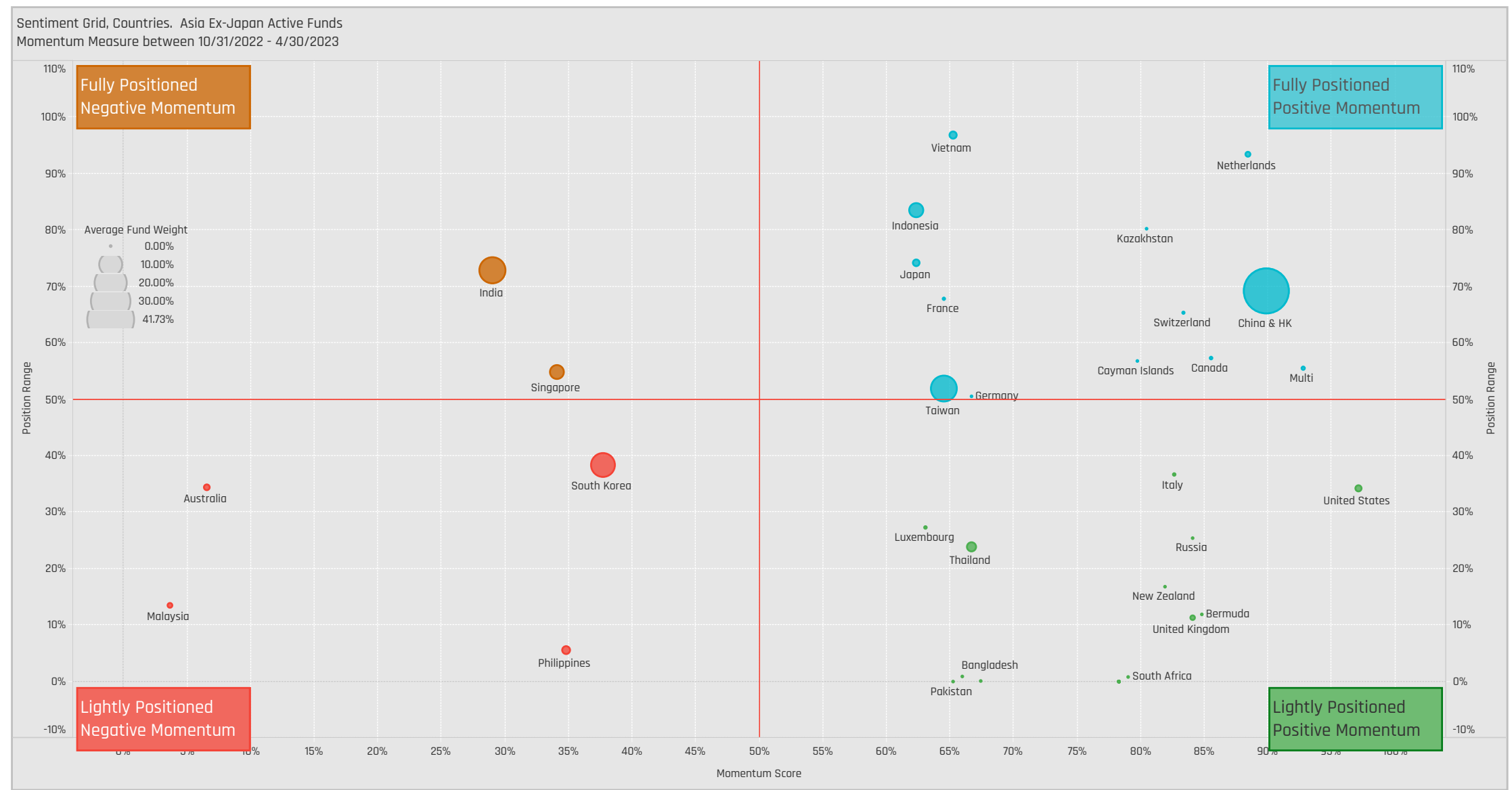
Fund Name	New or Closed	Country	Fund Weight, %	Weight Change, %
Matthews Asian Growth & Income Fund		British Virgin Isl..	12.77%	11.32%
Janus Henderson Asia Equity Fund		South Korea	13.00%	5.07%
BL - Equities Asia		Thailand	13.16%	4.93%
Natixis Intl. Fds. (Lux) I - Natixis Asia Equity Fund		South Korea	13.54%	4.91%
Swedbank Robur Asienfond		South Korea	15.66%	4.40%
Baring Eastern Trust		South Korea	15.15%	4.34%
EPIC Funds Plc - Oriental Focus Fund		Taiwan	29.69%	4.18%
Wealth Invest SK Invest Far East Equities		Taiwan	26.61%	4.08%
GAM Star Fund Plc - Asian Equity		Singapore	5.03%	3.97%
Matthews Asia Funds - Asia (ex-Japan) Total R..		Taiwan	21.42%	3.94%
T Rowe Price New Asia Fund		South Korea	11.34%	3.64%
T. Rowe Price Funds SICAV - Asian ex-Japan Eq..		South Korea	11.32%	3.62%
Matthews Pacific Tiger Fund		India	14.65%	-5.89%
Lansforsakringar Asienfonden		India	15.40%	-5.95%
Morgan Stanley Inv. Fds. - Sustainable Asia Eq..		India	30.44%	-6.03%
Swedbank Robur Asienfond		Singapore	1.70%	-6.15%
Invesco Funds - Asia Opportunities Equity Fund		India	15.44%	-6.47%
Polar Capital Funds Plc - Asian Stars Funds		India	15.29%	-6.73%
Morgan Stanley Instl. Fund - Asia Opportunity P..		India	22.79%	-7.16%
Natixis Intl. Fds. (Lux) I - Natixis Asia Equity Fund		India	16.99%	-7.25%
Carnegie Asia		India	17.21%	-7.26%
Spaengler IQAM Asia Stack		India	9.90%	-8.66%
Prisma Asianavigator UI		India	2.49%	-8.94%
Swedbank Robur Asienfond		India	7.10%	-9.16%

Largest Country Level Fund Flows, \$. [Ex-China & HK], 10/31/2022 - 4/30/2023

Fund Name	New or Closed	Country	Fund AUM, \$	Fund Flows, \$
T Rowe Price New Asia Fund		South Korea	\$322M	\$115.7M
Matthews Asian Growth & Income Fund		British Virgin Isl..	\$85M	\$71.9M
Schroder ISF - Asian Opportunities		India	\$869M	\$69.9M
Schroder ISF - Asian Opportunities		Taiwan	\$654M	\$58.7M
FTIF SICAV - Asian Growth Fund		India	\$484M	\$57.5M
Swedbank Robur Asienfond		South Korea	\$102M	\$55.7M
iShares Tr. - MSCI All Country Asia ex-Japan ETF		India	\$476M	\$43.9M
iShares Tr. - MSCI All Country Asia ex-Japan ETF		Taiwan	\$513M	\$41.4M
Swedbank Robur Asienfond		Taiwan	\$104M	\$34.4M
iShares Tr. - MSCI All Country Asia ex-Japan ETF		South Korea	\$416M	\$33.3M
T Rowe Price New Asia Fund	New	Malaysia	\$28M	\$31.9M
Ninety One Glob. Strat. Fd. - Asian Equity Fund	New	Thailand	\$29M	\$30.8M
Ninety One Glob. Strat. Fd. - Asian Equity Fund		India	\$85M	(\$35.3M)
JPMorgan Fund ICVC - Asia Growth Fund		India	\$112M	(\$35.7M)
JPMorgan Fund ICVC - Asia Growth Fund		Indonesia	\$44M	(\$36.0M)
FTIF SICAV - Asian Growth Fund		Indonesia	\$71M	(\$41.7M)
Baillie Gifford Overseas Growth Fund - Pacific F..		India	\$554M	(\$49.2M)
Matthews Pacific Tiger Fund		Thailand	\$119M	(\$49.4M)
Fidelity Inv. Funds - Asia Fund		Taiwan	\$460M	(\$49.9M)
T Rowe Price New Asia Fund		India	\$384M	(\$51.9M)
Matthews Pacific Tiger Fund		Indonesia	\$109M	(\$75.5M)
Baillie Gifford Overseas Growth Fund - Pacific F..		South Korea	\$345M	(\$109.2M)
Matthews Pacific Tiger Fund		Taiwan	\$575M	(\$170.6M)
Matthews Pacific Tiger Fund		India	\$552M	(\$252.0M)

Country Sentiment Grid

We combine the latest Country positioning, long-term positioning and short-term fund activity in the 'Sentiment Grid', below. The Y-Axis measures where today's ownership levels in each Country sit relative to the long-term range. We calculate the Z-Score of today's average weight, funds invested % and funds o/w %, relative to all monthly observations in our fund history (going back to 7/31/2011). A figure close to 100% would indicate today's positioning is close to its maximum ever level, a figure close to zero, the lowest. The X-axis provides a measure of short-term fund activity, or 'Momentum', by looking at the changes in average weight, funds invested % and funds o/w % between 10/31/2022 and 4/30/2023, relative to each Country. A figure above 50% means a Country has seen relative increases in ownership, a figure below 50% indicates a relative decrease in positioning. The size of the bubble represents the average weight of each Country.



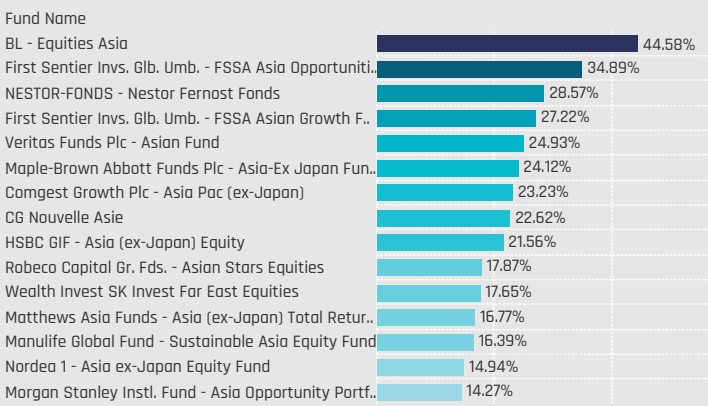
Position Range: Average of:
Z-Score Average Weight vs history
Z-Score Funds Invested % vs history
Z-Score Funds O/W % vs history

Momentum Score: Average of:
Change in Average Weight (Percentile vs Peers)
Change in Funds Invested % (Percentile vs Peers)
Change in Funds O/W % (Percentile vs Peers)

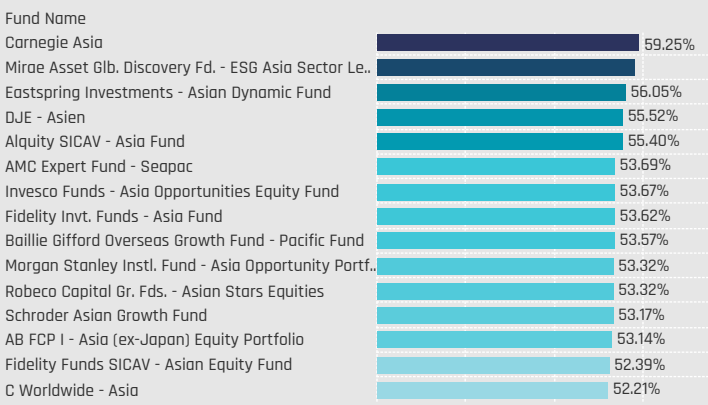
Sector Group Allocations

Sector Group Allocations

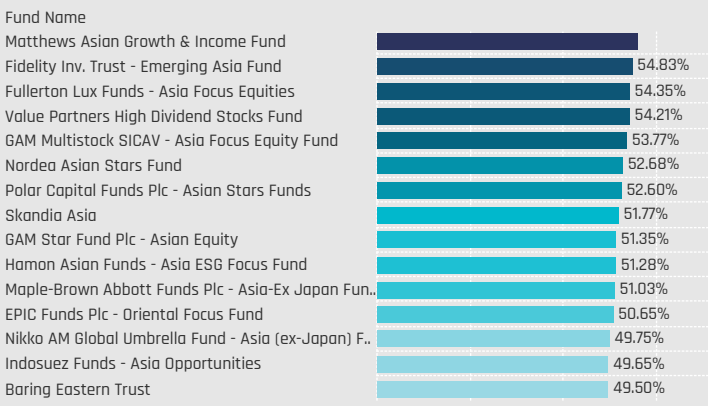
Defensive: Largest Fund Weights, %



Cyclical: Largest Fund Weights, %




Sensitive: Largest Fund Weights, %

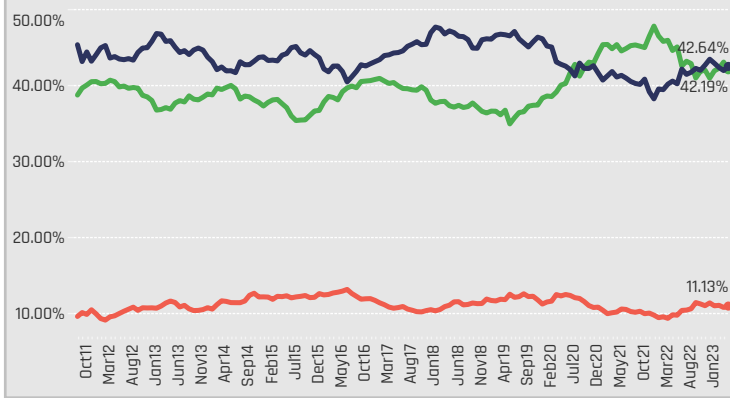


Defensives: Consumer Staples, Health Care, Utilities
 Cyclical: Consumer Discretionary, Financials, Materials, Real Estate
 Sensitive: Communication Services, Energy, Industrials, Information Technology


Average Fund Weight by Sector Group



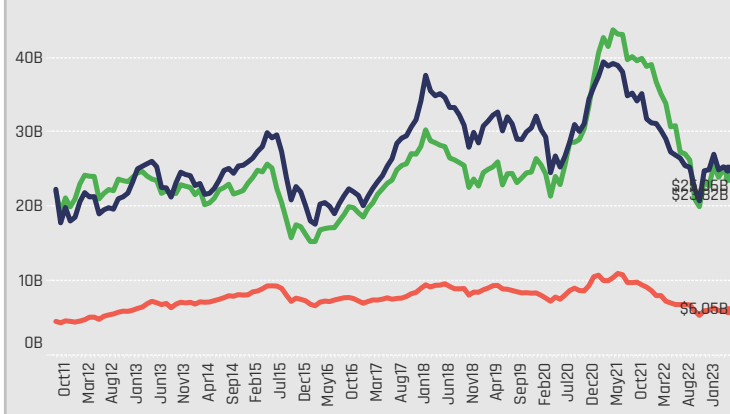
Average Fund Weight Time-Series by Sector Group



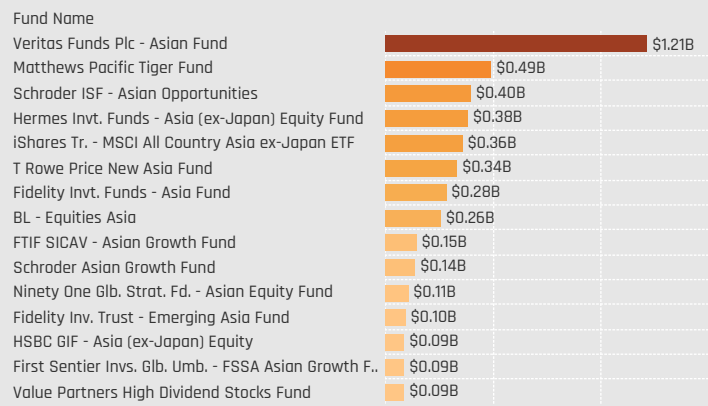
Combined Fund AUM, \$ by Sector Group



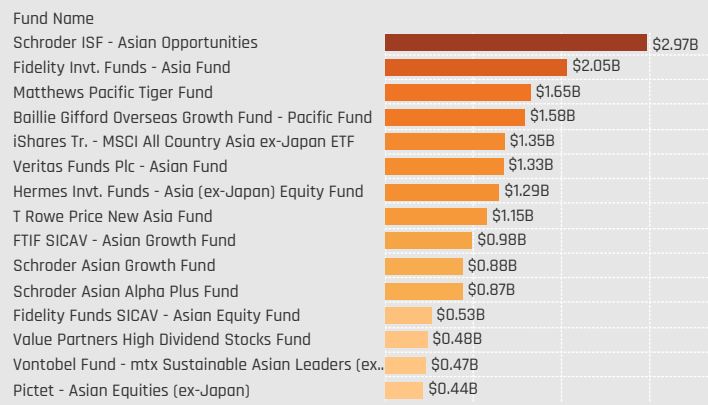
Combined Fund AUM, \$ Time-Series by Sector Group



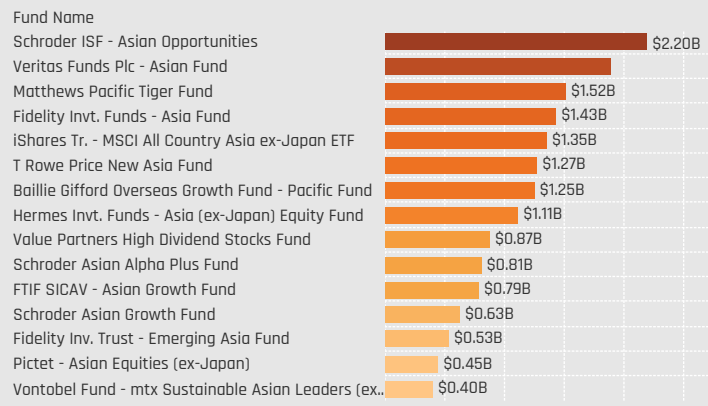
Defensive: Largest Fund AUM, \$



Cyclical: Largest Fund AUM, \$

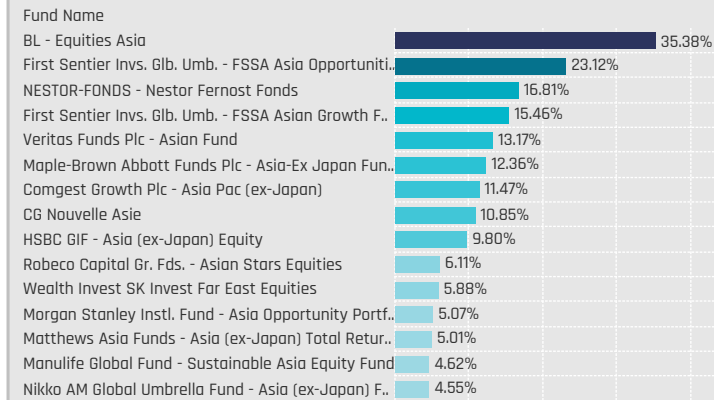


Sensitive: Largest Fund AUM, \$

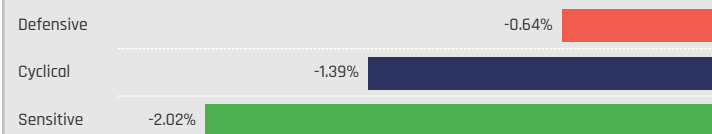


Sector Group Allocations Relative to Benchmark

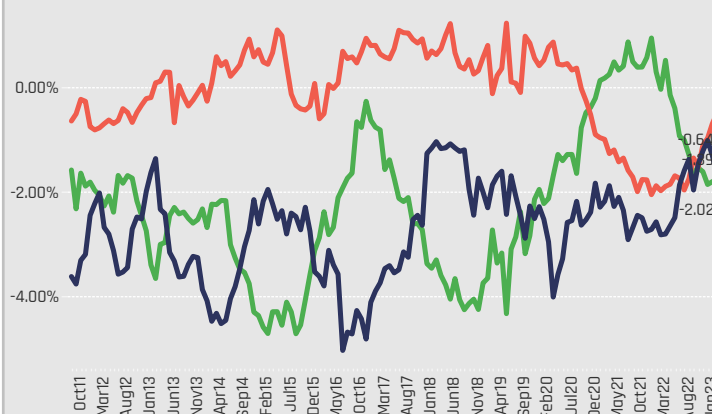
Defensive: Largest Overweight Allocations, %



Average Fund Weight vs AAXJ by Sector Group



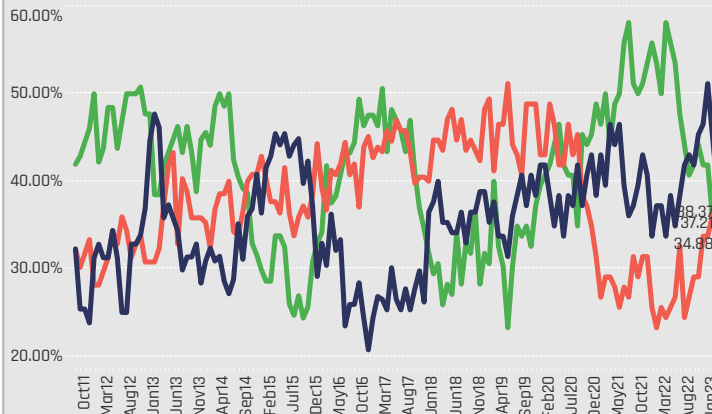
Average Fund Weight vs AAXJ Time-Series by Sector Group



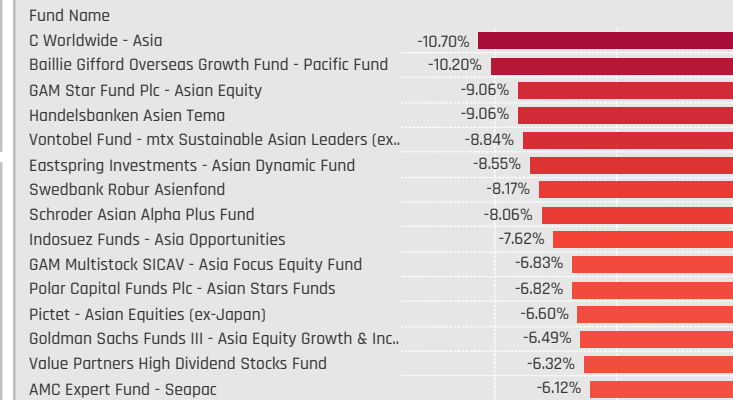
Percentage of Funds Overweight the AAXJ by Sector Group



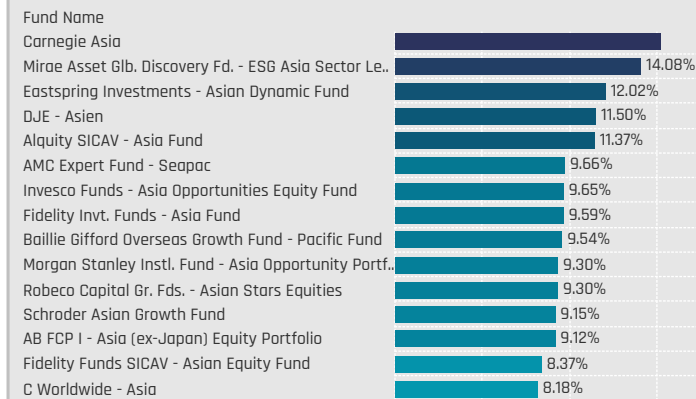
Percentage of Funds Overweight the AAXJ Time-Series by Sector Group



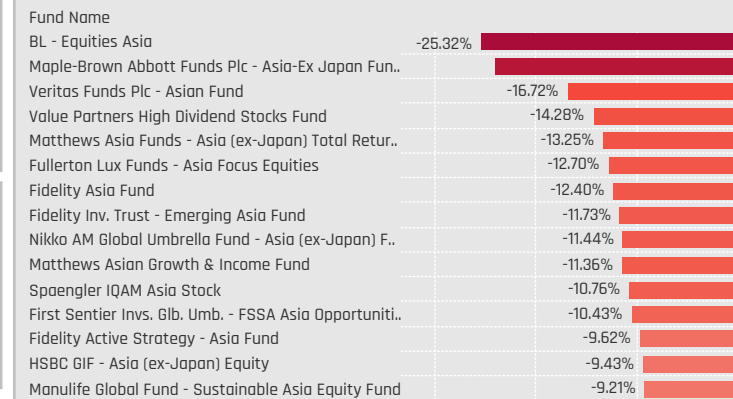
Defensive: Largest Underweight Allocations, %



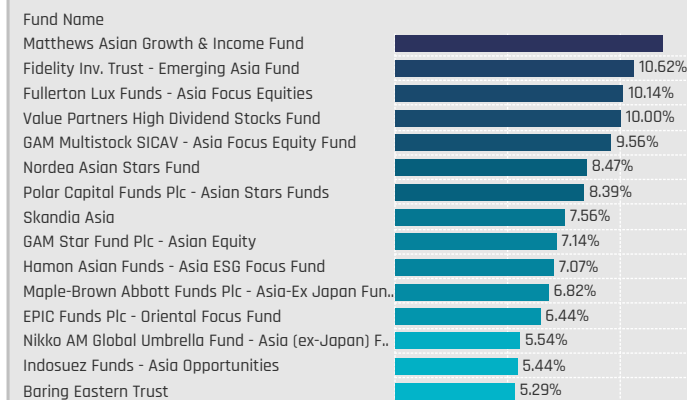
Cyclical: Largest Overweight Allocations, %



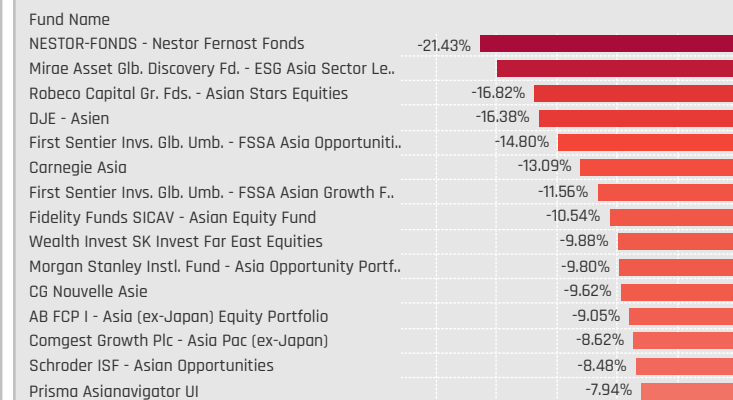
Cyclical: Largest Underweight Allocations, %



Sensitive: Largest Overweight Allocations, %



Sensitive: Largest Underweight Allocations, %



Sector Group Allocation Changes [Fund Level]

Defensives: Largest Changes in Fund Weight, %. 10/31/2022 - 4/30/2023

Fund Name	New or Closed	Fund Weight, %	Weight Change, %
Manulife Global Fund - Sustainable Asia Equity Fund		16.39%	5.69%
Prisma Asianavigator UI		6.01%	5.18%
Robeco Capital Gr. Fds. - Asian Stars Equities		17.87%	3.36%
GAM Multistock SICAV - Asia Focus Equity Fund		4.94%	2.86%
NESTOR-FONDS - Nestor Fernost Fonds		28.57%	2.72%
TT International Funds Plc - Asia-Pacific Equity Fund		6.67%	2.28%
Morgan Stanley Instl. Fund - Asia Opportunity Portfolio		14.27%	1.99%
Matthews Pacific Tiger Fund		13.04%	-2.72%
Nordea 1 - Asia ex-Japan Equity Fund		14.94%	-2.85%
AB FCP I - Asia (ex-Japan) Equity Portfolio		9.51%	-2.88%
SEB Asia (ex-Japan) Fund		10.00%	-2.96%
LO Funds - Asia High Conviction		10.52%	-3.27%
DJE - Asien		8.14%	-3.87%
GAM Star Fund Plc - Asian Equity		2.70%	-3.95%

Defensives: Largest Fund Flows, \$. 10/31/2022 - 4/30/2023

Fund Name	New or Closed	Fund AUM, \$	Fund Flows, \$
iShares Tr. - MSCI All Country Asia ex-Japan ETF		\$360M	\$29.9M
Fidelity Asia Fund		\$84M	\$11.2M
Swedbank Robur Asienfond		\$23M	\$8.3M
Manulife Global Fund - Sustainable Asia Equity Fund		\$18M	\$7.1M
BL - Equities Asia		\$256M	\$5.9M
GAM Multistock SICAV - Asia Focus Equity Fund		\$7M	\$4.7M
TT International Funds Plc - Asia-Pacific Equity Fund		\$10M	\$4.5M
Vontobel Fund - mtx Sustainable Asian Leaders (ex-Japan)		\$27M	(\$15.3M)
Matthews Asian Growth & Income Fund		\$67M	(\$17.0M)
LO Funds - Asia High Conviction		\$56M	(\$18.3M)
T Rowe Price New Asia Fund		\$335M	(\$22.0M)
FTIF SICAV - Asian Growth Fund		\$146M	(\$26.9M)
JPMorgan Fund ICVC - Asia Growth Fund		\$64M	(\$32.3M)
Matthews Pacific Tiger Fund		\$491M	(\$239.7M)

Cyclicals: Largest Changes in Fund Weight, %. 10/31/2022 - 4/30/2023

Fund Name	New or Closed	Fund Weight, %	Weight Change, %
NESTOR-FONDS - Nestor Fernost Fonds		41.34%	7.60%
Carnegie Asia		59.25%	6.49%
Spaengler IQAM Asia Stock		33.26%	6.45%
Baillie Gifford Overseas Growth Fund - Pacific Fund		53.57%	5.51%
AB SICAV I - Asia Low Volatility Equity Portfolio		43.52%	4.72%
Ninety One Glb. Strat. Fd. - Asian Equity Fund		43.85%	4.58%
BL - Equities Asia		18.71%	4.49%
Swedbank Robur Asienfond		43.13%	-4.10%
Matthews Asia Funds - Asia (ex-Japan) Total Return Equity ..		30.77%	-4.72%
Natixis Intl. Fds. (Lux) I - Natixis Asia Equity Fund		39.50%	-4.94%
Fidelity Active Strategy - Asia Fund		34.41%	-5.19%
BlackRock Global Funds - Asian Growth Leaders Fund		40.81%	-5.61%
GAM Multistock SICAV - Asia Focus Equity Fund		38.23%	-5.63%
Matthews Asian Growth & Income Fund		32.66%	-7.81%

Cyclicals: Largest Fund Flows, \$. 10/31/2022 - 4/30/2023

Fund Name	New or Closed	Fund AUM, \$	Fund Flows, \$
Schroder ISF - Asian Opportunities		\$2,968M	\$245.7M
iShares Tr. - MSCI All Country Asia ex-Japan ETF		\$1,348M	\$118.7M
Fidelity Inv. Funds - Asia Fund		\$2,053M	\$85.7M
Swedbank Robur Asienfond		\$280M	\$69.4M
Pictet - Asian Equities (ex-Japan)		\$437M	\$40.1M
T Rowe Price New Asia Fund		\$1,149M	\$34.5M
DJE - Asien		\$105M	\$29.0M
LO Funds - Asia High Conviction		\$228M	(\$48.7M)
FTIF SICAV - Asian Growth Fund		\$985M	(\$69.5M)
BlackRock Global Funds - Asian Growth Leaders Fund		\$294M	(\$72.7M)
Baillie Gifford Overseas Growth Fund - Pacific Fund		\$1,575M	(\$80.5M)
Matthews Asian Growth & Income Fund		\$217M	(\$92.5M)
JPMorgan Fund ICVC - Asia Growth Fund		\$289M	(\$98.8M)
Matthews Pacific Tiger Fund		\$1,647M	(\$387.7M)

Sensitives: Largest Changes in Fund Weight, %. 10/31/2022 - 4/30/2023

Fund Name	New or Closed	Fund Weight, %	Weight Change, %
Matthews Asian Growth & Income Fund		56.09%	8.66%
Natixis Intl. Fds. (Lux) I - Natixis Asia Equity Fund		46.48%	6.90%
Janus Henderson Asia Equity Fund		44.93%	5.78%
DJE - Asien		27.83%	5.61%
LO Funds - Asia High Conviction		43.00%	5.43%
Swedbank Robur Asienfond		44.58%	4.65%
JPMorgan Fund ICVC - Asia Growth Fund		46.74%	3.78%
Baring Eastern Trust		49.50%	-4.47%
HSBC GIF - Asia (ex-Japan) Equity		41.04%	-4.50%
GS Funds - Asia Equity Portfolio		42.84%	-4.57%
Ninety One Glb. Strat. Fd. - Asian Equity Fund		41.25%	-6.06%
Robeco Capital Gr. Fds. - Asian Stars Equities		27.39%	-6.39%
Manulife Global Fund - Sustainable Asia Equity Fund		45.62%	-7.30%
Spaengler IQAM Asia Stock		44.22%	-9.10%

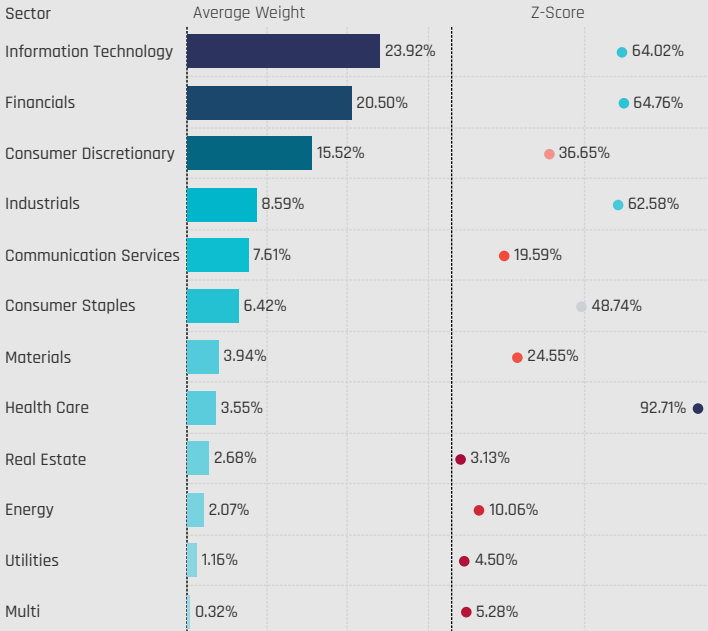
Sensitives: Largest Fund Flows, \$. 10/31/2022 - 4/30/2023

Fund Name	New or Closed	Fund AUM, \$	Fund Flows, \$
Schroder ISF - Asian Opportunities		\$2,197M	\$165.7M
iShares Tr. - MSCI All Country Asia ex-Japan ETF		\$1,354M	\$115.9M
Swedbank Robur Asienfond		\$290M	\$105.2M
T Rowe Price New Asia Fund		\$1,271M	\$56.5M
Fidelity Asia Fund		\$366M	\$33.4M
Pictet - Asian Equities (ex-Japan)		\$446M	\$26.9M
DJE - Asien		\$53M	\$22.3M
BlackRock Global Funds - Asian Growth Leaders Fund		\$297M	(\$21.6M)
Nomura Fds. Ireland Plc - Asia (ex-Japan) High Conviction		\$110M	(\$26.9M)
Fidelity Inv. Funds - Asia Fund		\$1,434M	(\$41.8M)
JPMorgan Fund ICVC - Asia Growth Fund		\$314M	(\$70.1M)
Ninety One Glb. Strat. Fd. - Asian Equity Fund		\$354M	(\$79.6M)
Baillie Gifford Overseas Growth Fund - Pacific Fund		\$1,245M	(\$128.7M)
Matthews Pacific Tiger Fund		\$1,516M	(\$387.2M)

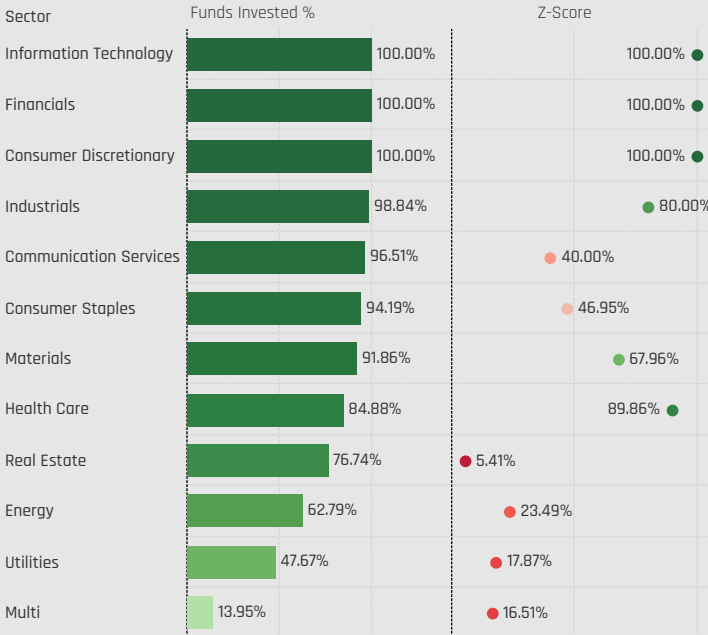
Sector Allocations

Sector Allocations

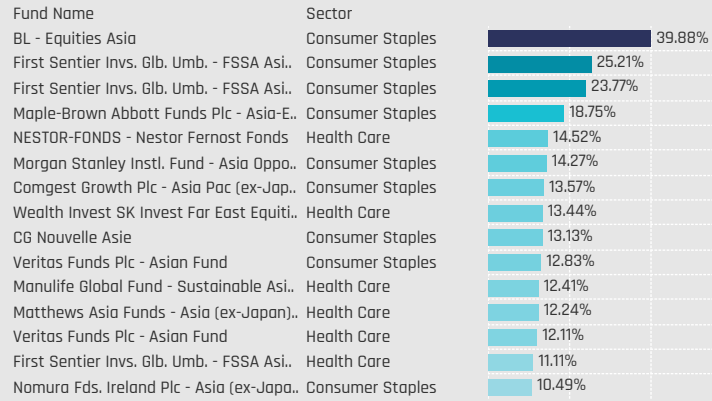
Sectors: Average Fund Weights / Z-Score (7/31/2011 - Present)



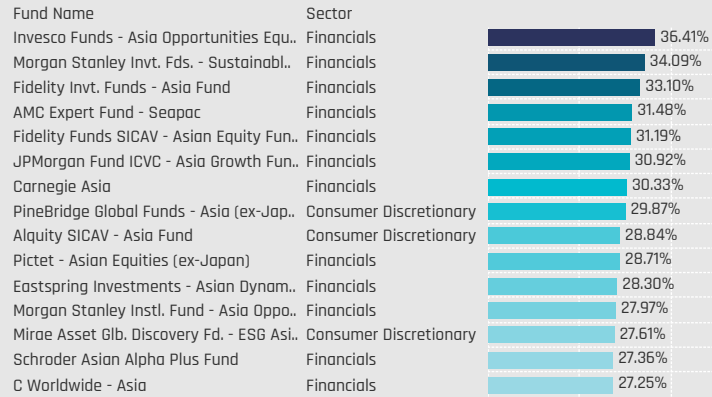
Sectors: Funds Invested %



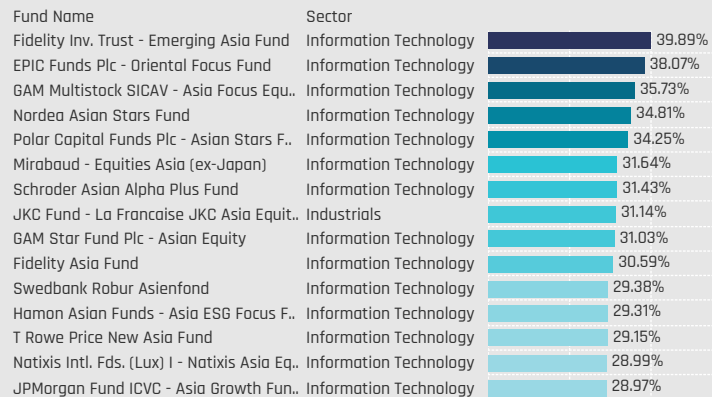
Defensive Sectors: Largest Fund Weights, %



Cyclical Sectors: Largest Fund Weights, %



Sensitive Sectors: Largest Fund Weights, %



Defensive Sectors: Largest Fund AUM, \$



Cyclical Sectors: Largest Fund AUM, \$

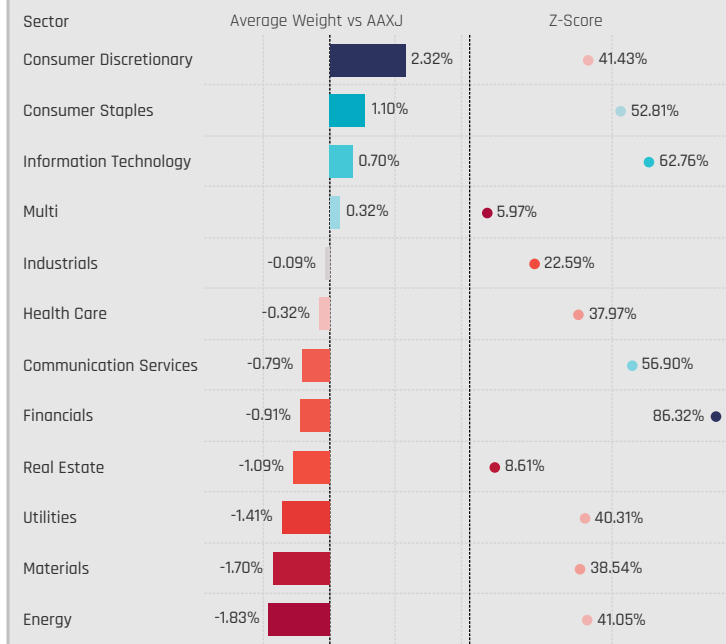


Sensitive Sectors: Largest Fund AUM, \$

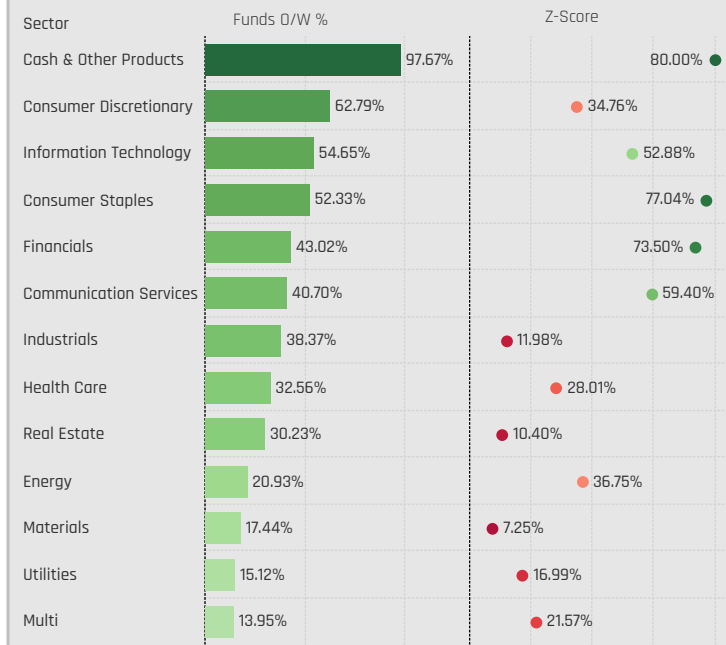


Sector Allocations Relative to Benchmark

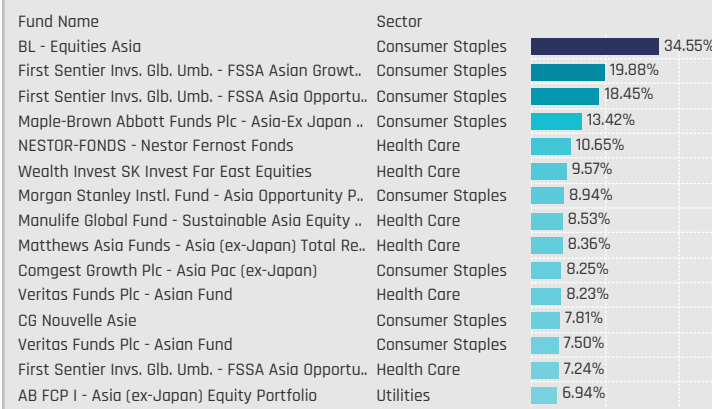
Sectors: Average Weight vs AAXJ / Z-Score (7/31/2011 - Present)



Sectors: Funds Overweight % / Z-Score (7/31/2011 - Present)



Defensive Sectors: Largest Fund Overweights, %



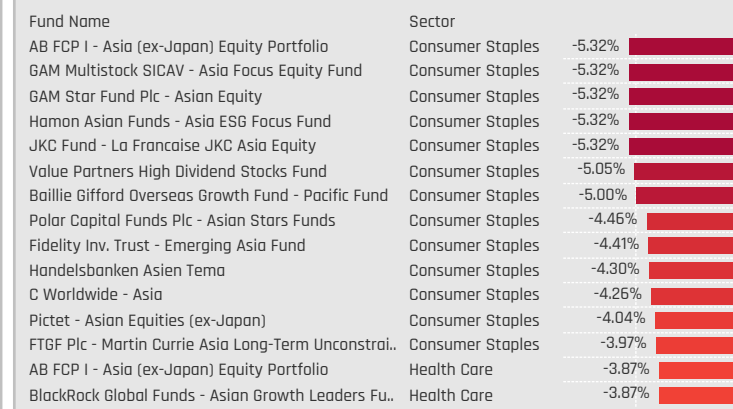
Cyclical Sectors: Largest Fund Overweights, %



Sensitive Sectors: Largest Fund Overweights, %



Defensive Sectors: Largest Fund Underweights, %



Cyclical Sectors: Largest Fund Underweights, %

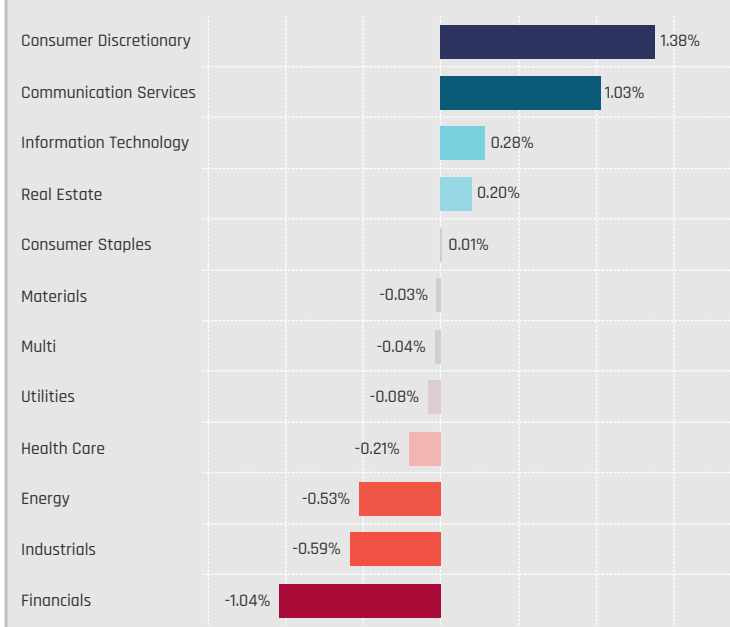


Sensitive Sectors: Largest Fund Underweights, %

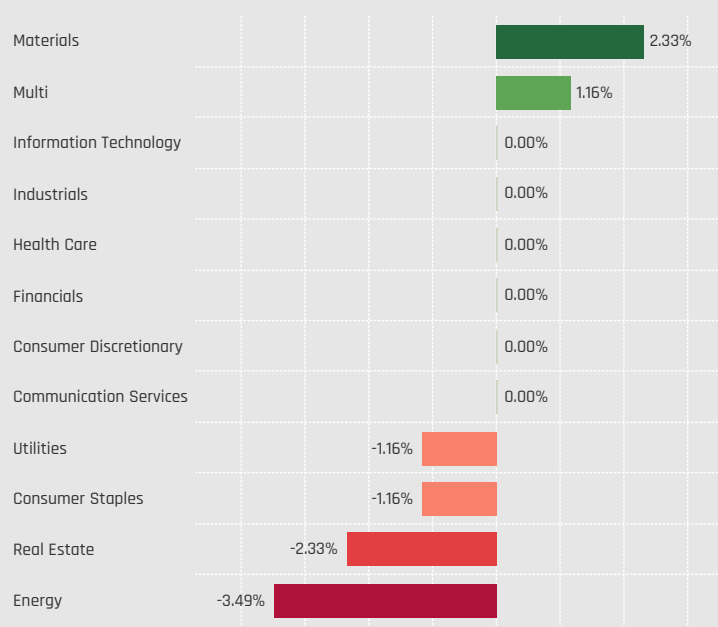


Sector Allocation Changes [Aggregate]

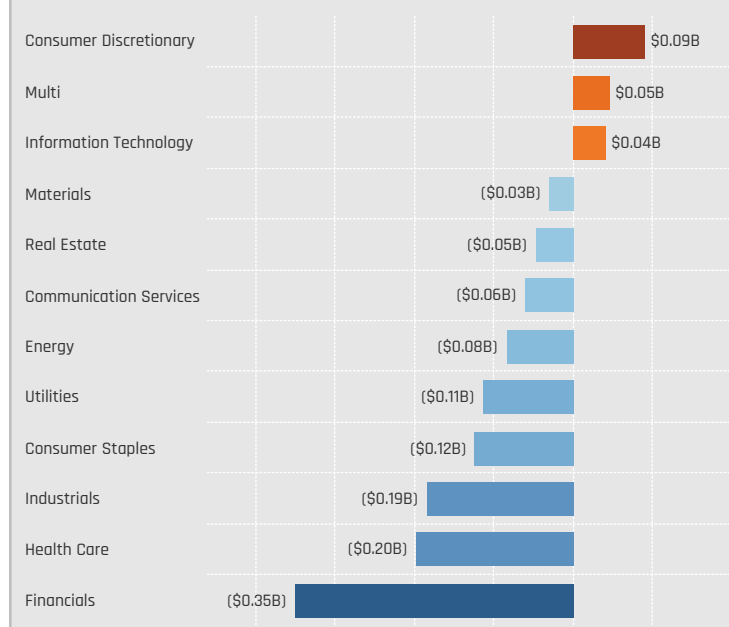
Sectors: Change in Average Weight
10/31/2022 - 4/30/2023



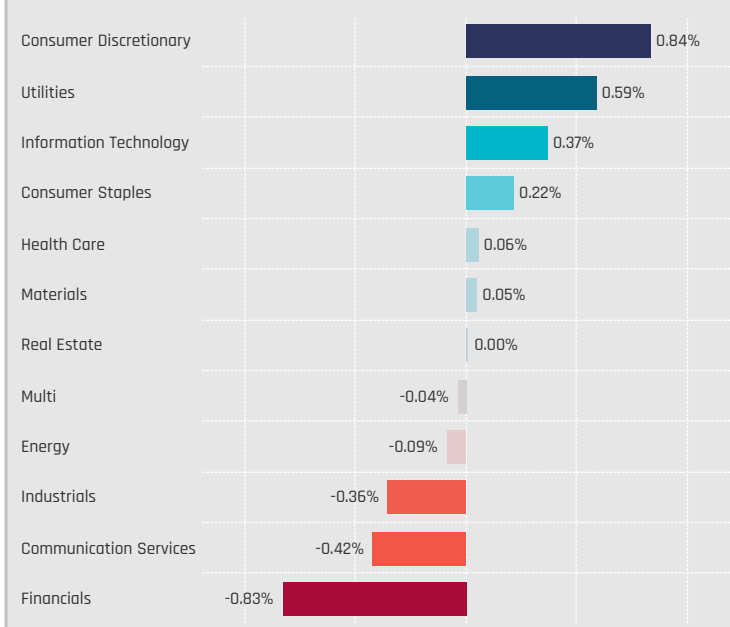
Sectors: Change in Funds Invested %
10/31/2022 - 4/30/2023



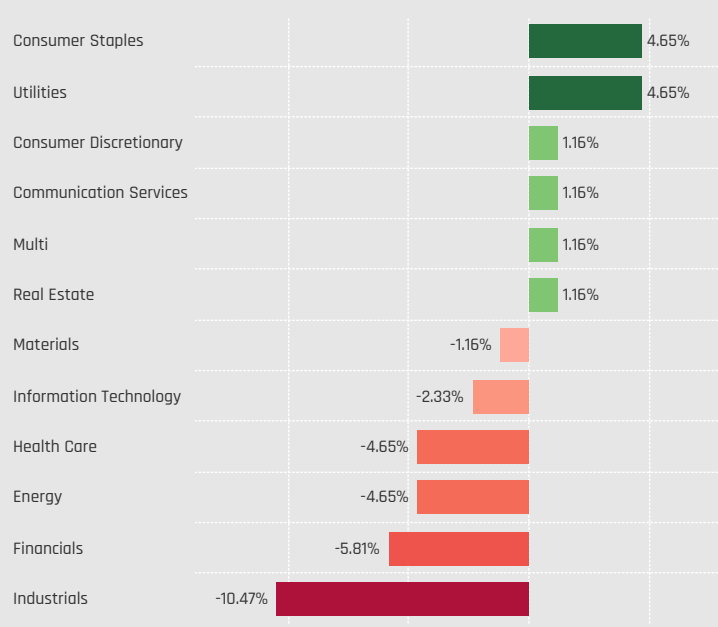
Sectors: Combined Fund Flows, \$
10/31/2022 - 4/30/2023



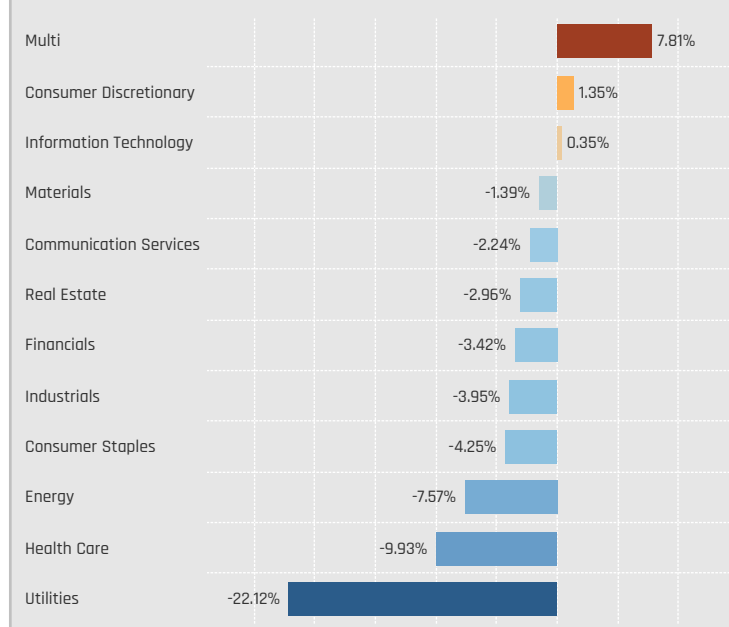
Sectors: Change in Average Weight vs AAXJ
10/31/2022 - 4/30/2023



Sectors: Change in Funds Overweight %
10/31/2022 - 4/30/2023



Sectors: Combined Fund Flows as Percentage of AUM
10/31/2022 - 4/30/2023



Sector Allocation Changes [Fund Level]

Defensive Sectors: Largest Changes in Fund Weight, %, 10/31/2022 - 4/30/2023

Fund Name	New or C.	Sector	Fund Weight, %	Weight Change, %
Spaengler IQAM Asia Stock	New	Utilities	3.26%	3.26%
Manulife Global Fund - Sustainable Asia Equity ..		Consumer Staples	3.98%	3.08%
Prisma Asianavigator UI	New	Consumer Staples	3.01%	3.01%
Robeco Capital Gr. Fds. - Asian Stars Equities		Health Care	9.60%	2.90%
GAM Multistock SICAV - Asia Focus Equity Fund		Health Care	4.94%	2.85%
TT International Funds Plc - Asia-Pacific Equity ..		Consumer Staples	4.87%	2.82%
Manulife Global Fund - Sustainable Asia Equity ..		Health Care	12.41%	2.60%
Janus Henderson Asia Equity Fund		Consumer Staples	4.10%	-2.56%
Spaengler IQAM Asia Stock		Consumer Staples	3.75%	-2.75%
Sydinvest Fjernosten		Health Care	3.19%	-3.02%
Natixis Intl. Fds. (Lux) I - Natixis Asia Equity Fund		Health Care	2.35%	-3.15%
Invesco Funds - Asia Opportunities Equity Fund		Health Care	2.41%	-3.46%
GAM Star Fund Plc - Asian Equity	Close	Consumer Staples	0.00%	-3.53%
LO Funds - Asia High Conviction		Consumer Staples	7.00%	-4.06%

Defensive Sectors: Largest Fund Flows, \$, 10/31/2022 - 4/30/2023

Fund Name	New or Cl.	Sector	Fund AUM, \$	Fund Flows, \$
T Rowe Price New Asia Fund		Consumer Staples	\$184M	\$39.5M
Schroder ISF - Asian Opportunities		Health Care	\$218M	\$29.8M
Ninety One Glob. Strat. Fd. - Asian Equity Fund		Consumer Staples	\$69M	\$17.2M
iShares Tr. - MSCI All Country Asia ex-Japan ETF		Consumer Staples	\$163M	\$13.6M
BlackRock Global Funds - Asian Growth Leaders..		Consumer Staples	\$70M	\$10.9M
iShares Tr. - MSCI All Country Asia ex-Japan ETF		Health Care	\$119M	\$10.7M
BL - Equities Asia		Consumer Staples	\$229M	\$9.9M
LO Funds - Asia High Conviction		Consumer Staples	\$37M	(\$25.7M)
JPMorgan Fund ICVC - Asia Growth Fund		Consumer Staples	\$55M	(\$30.1M)
Schroder ISF - Asian Opportunities		Consumer Staples	\$179M	(\$33.3M)
T Rowe Price New Asia Fund		Health Care	\$87M	(\$49.7M)
Matthews Pacific Tiger Fund		Utilities	\$70M	(\$61.9M)
Matthews Pacific Tiger Fund		Health Care	\$65M	(\$84.6M)
Matthews Pacific Tiger Fund		Consumer Staples	\$357M	(\$93.2M)

Cyclical Sectors: Largest Changes in Fund Weight, %, 10/31/2022 - 4/30/2023

Fund Name	New or C.	Sector	Fund Weight, %	Weight Change, %
Carnegie Asia		Consumer Discretionary	24.08%	10.43%
Janus Henderson Asia Equity Fund		Consumer Discretionary	16.68%	6.90%
Swedbank Robur Asienfond		Consumer Discretionary	16.86%	5.76%
DJE - Asien		Financials	20.67%	5.58%
GAM Star Fund Plc - Asian Equity		Consumer Discretionary	18.98%	5.25%
Robeco Capital Gr. Fds. - Asian Stars Equities		Consumer Discretionary	23.95%	5.18%
NESTOR-FONDS - Nestor Fernost Fonds		Consumer Discretionary	25.53%	4.98%
Morgan Stanley Instl. Fund - Asia Opportunity P..		Financials	27.97%	-5.06%
Prisma Asianavigator UI		Materials	6.78%	-5.43%
GAM Star Fund Plc - Asian Equity		Financials	17.64%	-6.28%
DJE - Asien		Consumer Discretionary	22.73%	-6.87%
GAM Multistock SICAV - Asia Focus Equity Fund		Financials	14.80%	-7.09%
Fidelity Active Strategy - Asia Fund		Consumer Discretionary	9.57%	-7.76%
Swedbank Robur Asienfond		Financials	24.65%	-7.94%

Cyclical Sectors: Largest Fund Flows, \$, 10/31/2022 - 4/30/2023

Fund Name	New or Cla.	Sector	Fund AUM, \$	Fund Flows, \$
Fidelity Invt. Funds - Asia Fund		Consumer Discretionary	\$702M	\$142.2M
Schroder ISF - Asian Opportunities		Consumer Discretionary	\$1,185M	\$118.8M
Schroder ISF - Asian Opportunities		Financials	\$1,328M	\$95.2M
Swedbank Robur Asienfond		Consumer Discretionary	\$110M	\$56.0M
iShares Tr. - MSCI All Country Asia ex-Japan ETF		Financials	\$656M	\$51.7M
T Rowe Price New Asia Fund		Real Estate	\$168M	\$42.8M
iShares Tr. - MSCI All Country Asia ex-Japan ETF		Consumer Discretionary	\$404M	\$39.8M
FTIF SICAV - Asian Growth Fund		Materials	\$152M	(\$50.3M)
BlackRock Global Funds - Asian Growth Leaders..		Financials	\$189M	(\$51.0M)
Fidelity Invt. Funds - Asia Fund		Financials	\$1,267M	(\$51.1M)
JPMorgan Fund ICVC - Asia Growth Fund		Financials	\$208M	(\$77.6M)
Matthews Pacific Tiger Fund		Real Estate	\$334M	(\$83.7M)
Matthews Pacific Tiger Fund		Consumer Discretionary	\$592M	(\$132.8M)
Matthews Pacific Tiger Fund		Financials	\$610M	(\$147.1M)

Sensitive Sectors: Largest Changes in Fund Weight, %, 10/31/2022 - 4/30/2023

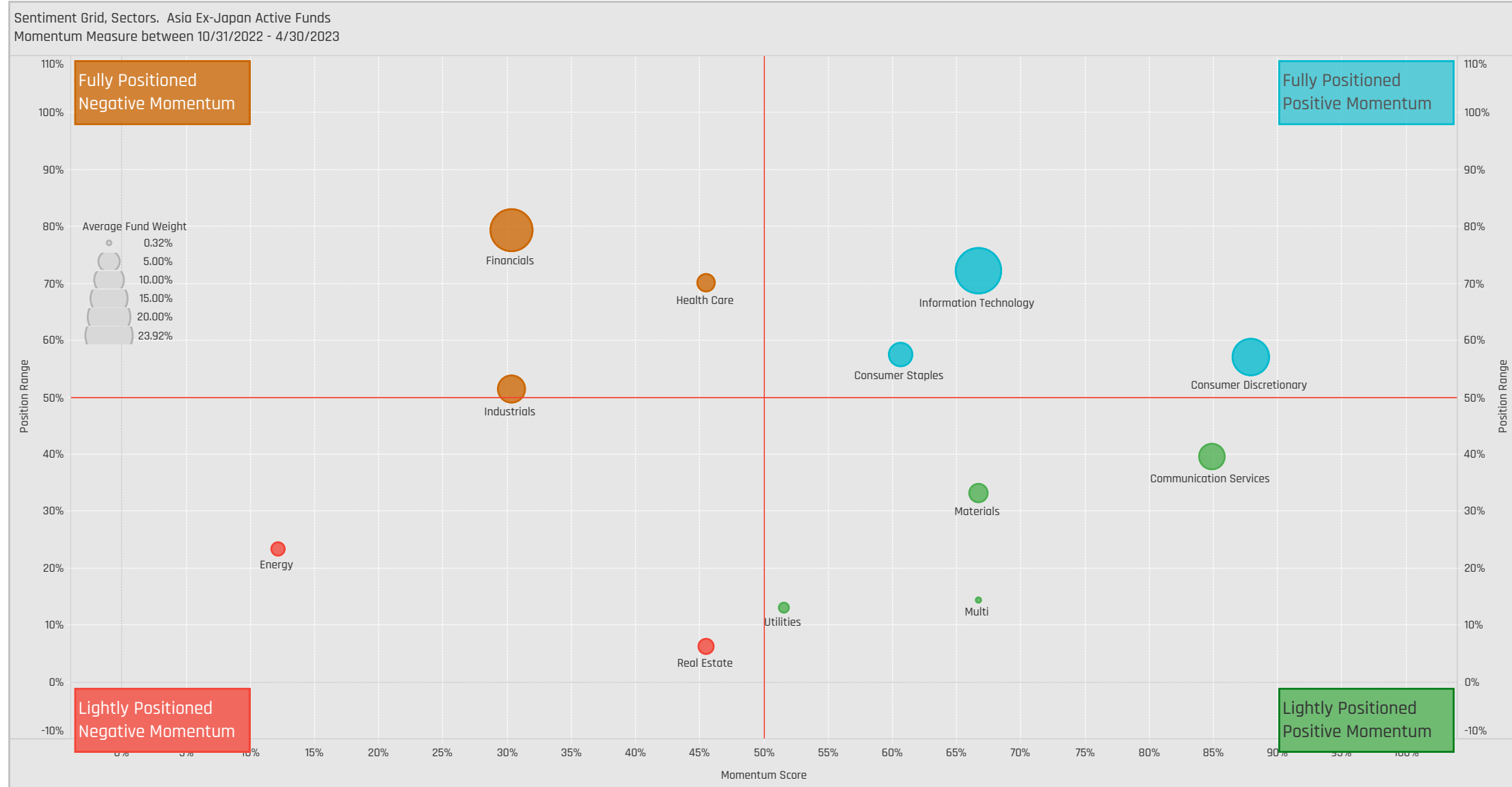
Fund Name	New or C.	Sector	Fund Weight, %	Weight Change, %
Natixis Intl. Fds. (Lux) I - Natixis Asia Equity Fund		Information Technology	28.99%	10.52%
Matthews Asian Growth & Income Fund		Industrials	23.28%	9.23%
GAM Multistock SICAV - Asia Focus Equity Fund		Information Technology	35.73%	7.46%
Swedbank Robur Asienfond		Information Technology	29.38%	7.24%
Invesco Funds - Asia Opportunities Equity Fund		Communication Services	11.11%	6.29%
GAM Star Fund Plc - Asian Equity		Communication Services	14.38%	5.90%
LO Funds - Asia High Conviction		Information Technology	27.06%	5.85%
FTGF Plc - Martin Currie Asia Long-Term Uncons..		Industrials	8.41%	-4.87%
Spaengler IQAM Asia Stock		Energy	3.81%	-4.90%
T Rowe Price Asia Opportunities Fund		Industrials	7.88%	-5.54%
Ninety One Glob. Strat. Fd. - Asian Equity Fund		Information Technology	18.08%	-5.95%
Invesco Funds - Asia Opportunities Equity Fund		Information Technology	19.30%	-6.28%
Waverton Invt. Fds. Plc - Asia Pacific Fund		Information Technology	24.28%	-6.29%
Baring Eastern Trust		Industrials	11.50%	-7.60%

Sensitive Sectors: Largest Fund Flows, \$, 10/31/2022 - 4/30/2023

Fund Name	New or Cla.	Sector	Fund AUM, \$	Fund Flows, \$
T Rowe Price New Asia Fund		Information Technology	\$828M	\$107.1M
Swedbank Robur Asienfond		Information Technology	\$191M	\$90.5M
Schroder ISF - Asian Opportunities		Information Technology	\$1,359M	\$90.4M
Schroder ISF - Asian Opportunities		Industrials	\$428M	\$59.5M
iShares Tr. - MSCI All Country Asia ex-Japan ETF		Information Technology	\$711M	\$58.3M
Matthews Asian Growth & Income Fund		Industrials	\$155M	\$49.3M
iShares Tr. - MSCI All Country Asia ex-Japan ETF		Industrials	\$266M	\$29.1M
JPMorgan Fund ICVC - Asia Growth Fund		Industrials	\$42M	(\$37.6M)
Matthews Asian Growth & Income Fund		Information Technology	\$137M	(\$37.7M)
T Rowe Price New Asia Fund		Industrials	\$239M	(\$53.3M)
Ninety One Glob. Strat. Fd. - Asian Equity Fund		Information Technology	\$155M	(\$59.3M)
Baillie Gifford Overseas Growth Fund - Pacific F..		Industrials	\$309M	(\$69.0M)
Matthews Pacific Tiger Fund		Information Technology	\$841M	(\$151.1M)
Matthews Pacific Tiger Fund		Industrials	\$499M	(\$161.8M)

Sector Sentiment Grid

We combine the latest Sector positioning, long-term positioning and short-term fund activity in the 'Sentiment Grid', below. The Y-Axis measures where today's ownership levels in each Sector sit relative to the long-term range. We calculate the Z-Score of today's average weight, funds invested % and funds O/W %, relative to all monthly observations in our fund history (going back to 7/31/2011). A figure close to 100% would indicate today's positioning is close to its maximum ever level, a figure close to zero, the lowest. The X-axis provides a measure of short-term fund activity, or 'Momentum', by looking at the changes in average weight, funds invested % and funds o/w % between 10/31/2022 and 4/30/2023, relative to each Sector. A figure above 50% means a Sector has seen relative increases in ownership, a figure below 50% indicates a relative decrease in positioning. The size of the bubble represents the average weight of each Sector.





Country / Sector Allocations

Country/Sector Allocations

Country Sectors: Average Fund Weights

Country	Defensive			Cyclical			Sensitive				
	Consumer Staples	Health Care	Utilities	Consumer Discretionary	Financials	Materials	Real Estate	Information Technology	Communication Services	Energy	Industrials
China & HK	3.43%	1.84%	0.89%	10.37%	7.25%	1.25%	1.53%	2.16%	6.21%	0.59%	5.55%
Taiwan	0.20%	0.07%		0.54%	0.20%	0.09%		1.01%	0.00%	0.00%	0.71%
India	0.77%	0.70%	0.18%	1.08%	6.50%	0.53%	0.34%	1.57%	0.36%	1.04%	0.76%
South Korea	0.58%	0.13%	0.02%	0.79%	0.83%	1.18%		7.23%	0.22%	0.14%	0.43%
Singapore	0.08%	0.15%	0.05%	0.58%	1.90%	0.01%	0.26%	0.14%	0.34%	0.00%	0.28%
Indonesia	0.19%	0.23%	0.02%	0.13%	2.44%	0.27%	0.03%	0.04%	0.22%	0.13%	0.20%
Thailand	0.48%	0.12%	0.00%	0.13%	0.32%	0.06%	0.14%	0.00%	0.07%	0.06%	0.19%
Philippines	0.25%		0.00%	0.27%	0.31%	0.00%	0.19%		0.02%	0.01%	0.10%
Vietnam	0.21%	0.00%	0.00%	0.12%	0.27%	0.04%	0.11%	0.13%		0.00%	0.03%
Malaysia	0.01%	0.04%	0.00%	0.03%	0.14%	0.01%	0.02%	0.09%	0.04%	0.00%	0.02%
Japan	0.10%	0.06%		0.14%	0.03%	0.10%		0.15%	0.10%		0.12%
Australia		0.18%		0.03%	0.00%	0.22%	0.04%	0.03%		0.09%	
United Kingdom					0.30%	0.06%					
United States		0.01%		0.43%				0.20%	0.01%		0.03%
Netherlands		0.01%		0.02%				0.36%			0.02%

Country Sectors: Funds Invested %

Country	Defensive			Cyclical			Sensitive				
	Consumer Staples	Health Care	Utilities	Consumer Discretionary	Financials	Materials	Real Estate	Information Technology	Communication Services	Energy	Industrials
China & HK	76.74%	66.28%	38.37%	100.00%	93.02%	58.14%	60.47%	75.58%	94.19%	23.26%	96.51%
Taiwan	11.63%	3.49%		27.91%	11.63%	5.81%		98.84%	1.16%	0.00%	38.37%
India	37.21%	34.88%	13.95%	52.33%	91.86%	37.21%	19.77%	68.60%	25.58%	39.53%	45.35%
South Korea	31.40%	12.79%	2.33%	40.70%	36.05%	50.00%		97.67%	20.93%	11.63%	24.42%
Singapore	5.81%	4.65%	3.49%	45.35%	62.79%	1.16%	18.60%	9.30%	18.60%	1.16%	18.60%
Indonesia	22.09%	10.47%	1.16%	10.47%	81.40%	24.42%	5.81%	2.33%	16.28%	6.98%	10.47%
Thailand	24.42%	9.30%	0.00%	11.63%	22.09%	5.81%	11.63%	1.16%	6.98%	4.65%	16.28%
Philippines	17.44%		0.00%	18.60%	20.93%	2.33%	16.28%		5.81%	6.98%	8.14%
Vietnam	18.60%	1.16%	1.16%	10.47%	17.44%	3.49%	8.14%	8.14%		0.00%	3.49%
Malaysia	1.16%	1.16%	0.00%	2.33%	10.47%	1.16%	1.16%	5.81%	4.65%	1.16%	3.49%
Japan	4.65%	2.33%		4.65%	1.16%	3.49%		5.81%	4.65%		5.81%
Australia		4.65%		2.33%	1.16%	10.47%	1.16%	2.33%		5.81%	
United Kingdom					12.79%	4.65%					
United States		1.16%		19.77%				9.30%	1.16%		2.33%
Netherlands		1.16%		1.16%				13.95%			2.33%

Defensive Country/Sectors: Largest Fund Weights, %

Fund Name	Country Sector	Weight (%)
Morgan Stanley Instl. Fund - Asia Oppo..	China & HK Consumer Stapl..	14.27%
First Sentier Invs. Glb. Umb. - FSSA Asi..	China & HK Consumer Stapl..	11.90%
BL - Equities Asia	China & HK Consumer Stapl..	11.80%
First Sentier Invs. Glb. Umb. - FSSA Asi..	China & HK Consumer Stapl..	10.93%
BL - Equities Asia	Thailand Consumer Staples	10.09%
Fidelity Active Strategy - Asia Fund	China & HK Consumer Stapl..	9.75%
Fidelity Asia Fund	China & HK Consumer Stapl..	9.50%
PineBridge Global Funds - Asia (ex-Jap..	China & HK Consumer Stapl..	8.72%
Veritas Funds Plc - Asian Fund	China & HK Consumer Stapl..	8.20%
Hamon Asian Funds - Asia ESG Focus F..	China & HK Utilities	8.18%
Robeco Capital Gr. Fds. - Asian Stars E..	China & HK Health Care	8.14%
Nomura Fds. Ireland Plc - Asia (ex-Japa..	China & HK Consumer Stapl..	7.90%
Waverton Inv. Fds. Plc - Asia Pacific Fu..	China & HK Consumer Stapl..	7.82%
Fidelity Inv. Trust - Emerging Asia Fund	China & HK Health Care	7.64%
GS Funds - Asia Equity Portfolio	China & HK Consumer Stapl..	7.61%

Cyclical Country/Sectors: Largest Fund Weights, %

Fund Name	Country Sector	Weight (%)
PineBridge Global Funds - Asia (ex-Jap..	China & HK Consumer Discre..	28.30%
Morgan Stanley Instl. Fund - Asia Oppo..	India Financials	19.94%
NESTOR-FONDS - Nestor Fernost Fonds	China & HK Consumer Discre..	18.94%
AMC Expert Fund - Seapac	China & HK Financials	16.94%
DJE - Asien	China & HK Consumer Discre..	16.67%
GAM Star Fund Plc - Asian Equity	China & HK Consumer Discre..	16.45%
Robeco Capital Gr. Fds. - Asian Stars E..	China & HK Consumer Discre..	16.19%
Prisma Asianavigator UI	China & HK Consumer Discre..	15.84%
SEB Asia (ex-Japan) Fund	China & HK Financials	15.65%
Comgest Growth Plc - Asia Pac (ex-Jap..	China & HK Consumer Discre..	15.29%
CG Nouvelle Asie	China & HK Consumer Discre..	15.05%
Schroder Asian Growth Fund	China & HK Consumer Discre..	14.98%
AMC Expert Fund - Seapac	China & HK Consumer Discre..	14.94%
AB FCP I - Asia (ex-Japan) Equity Portf..	China & HK Consumer Discre..	14.85%
Fidelity Inv. Funds - Asia Fund	China & HK Consumer Discre..	14.81%

Sensitive Country/Sectors: Largest Fund Weights, %

Fund Name	Country Sector	Weight (%)
EPIC Funds Plc - Oriental Focus Fund	Taiwan Information Technol..	21.92%
JKC Fund - La Francaise JKC Asia Equit..	China & HK Industrials	21.90%
Hamon Asian Funds - Asia ESG Focus F..	Taiwan Information Technol..	20.05%
Polar Capital Funds Plc - Asian Stars F..	Taiwan Information Technol..	18.84%
Goldman Sachs Funds III - Asia Equity ..	Taiwan Information Technol..	17.94%
Wealth Invest SK Invest Far East Equit..	Taiwan Information Technol..	17.42%
Vontobel Fund - mtX Sustainable Asian..	Taiwan Information Technol..	16.35%
Maple-Brown Abbott Funds Plc - Asia-E..	China & HK Communication ..	16.09%
Danske Invest - Fjernosten KL	Taiwan Information Technol..	15.75%
Nordea Asian Stars Fund	Taiwan Information Technol..	15.74%
Swedbank Robur Asienfond	Taiwan Information Technol..	15.72%
Fidelity Asia Fund	Taiwan Information Technol..	15.56%
Fidelity Active Strategy - Asia Fund	Taiwan Information Technol..	15.52%
GAM Star Fund Plc - Asian Equity	Taiwan Information Technol..	15.11%
GAM Multistock SICAV - Asia Focus Equ..	Taiwan Information Technol..	15.07%

Country/Sector Allocations Relative to Benchmark

Country	Defensive			Cyclical			Sensitive				
	Consumer Staples	Health Care	Utilities	Consumer Discretionary	Financials	Materials	Real Estate	Information Technology	Communication Services	Energy	Industrials
China & HK	1.06%	-0.25%	-0.60%	1.95%	-2.44%	-0.13%	-1.12%	-0.15%	-0.29%	-0.61%	1.41%
Taiwan	-0.09%	0.03%		0.24%	-2.02%	-0.92%		0.42%	-0.44%	-0.04%	-0.30%
India	-0.64%	-0.01%	-0.47%	-0.46%	-2.40%	-1.01%	0.25%	-0.54%	-0.08%	-0.88%	-0.28%
South Korea	0.26%	-0.50%	-0.04%	-0.59%	-0.40%	-0.05%		0.13%	0.08%	-0.03%	-0.91%
Singapore	-0.02%	0.15%	0.05%	-0.02%	0.04%	0.01%	-0.35%	0.07%	0.07%	0.00%	-0.16%
Indonesia	-0.01%	0.18%	0.02%	0.13%	1.11%	0.08%	0.03%	0.04%	-0.03%	0.02%	0.01%
Thailand	0.20%	-0.11%	-0.22%	-0.03%	0.14%	-0.15%	0.03%	-0.20%	-0.10%	-0.31%	-0.05%
Philippines	0.13%		-0.06%	0.18%	0.10%	0.00%	-0.03%		-0.01%	0.01%	0.02%
Vietnam	0.21%	0.00%	0.00%	0.12%	0.27%	0.04%	0.11%	0.13%		0.00%	0.03%
Malaysia	-0.23%	-0.02%	-0.08%	-0.06%	-0.49%	-0.06%	0.02%	0.06%	-0.11%	-0.08%	-0.20%
Japan	0.10%	0.06%		0.14%	0.03%	0.10%		0.15%	0.10%		0.12%
Australia		0.18%		0.03%	0.00%	0.22%	0.04%	0.03%		0.09%	
United Kingdom					0.30%	0.06%					
United States		-0.07%		0.43%				0.20%	0.01%		0.03%
Netherlands		0.01%		0.02%				0.36%			0.02%

Country	Defensive			Cyclical			Sensitive				
	Consumer Staples	Health Care	Utilities	Consumer Discretionary	Financials	Materials	Real Estate	Information Technology	Communication Services	Energy	Industrials
China & HK	58.14%	31.40%	17.44%	70.93%	24.42%	31.40%	24.42%	36.05%	50.00%	18.60%	67.44%
Taiwan	9.30%	3.49%		26.74%	2.33%	3.49%		61.63%	0.00%	0.00%	26.74%
India	19.77%	31.40%	12.79%	36.05%	76.74%	11.63%	19.77%	29.07%	22.09%	33.72%	33.72%
South Korea	27.91%	9.30%	2.33%	19.77%	17.44%	36.05%		58.14%	19.77%	10.47%	16.28%
Singapore	5.81%	4.65%	3.49%	34.88%	47.67%	1.16%	17.44%	9.30%	17.44%	1.16%	17.44%
Indonesia	20.93%	10.47%	1.16%	10.47%	75.58%	23.26%	5.81%	2.33%	16.28%	6.98%	8.14%
Thailand	22.09%	9.30%	0.00%	11.63%	22.09%	5.81%	11.63%	0.00%	5.81%	4.65%	15.12%
Philippines	16.28%		0.00%	17.44%	19.77%	2.33%	15.12%		5.81%	5.81%	8.14%
Vietnam	18.60%	1.16%	1.16%	10.47%	17.44%	3.49%	8.14%	8.14%		0.00%	3.49%
Malaysia	1.16%	1.16%	0.00%	2.33%	9.30%	1.16%	1.16%	5.81%	3.49%	1.16%	2.33%
Japan	4.65%	2.33%		4.65%	1.16%	3.49%		5.81%	4.65%		5.81%
Australia		4.65%			2.33%	1.16%	10.47%	1.16%	2.33%		5.81%
United Kingdom					12.79%	4.65%					
United States		1.16%		19.77%				9.30%	1.16%		2.33%
Netherlands		1.16%		1.16%				13.95%			2.33%

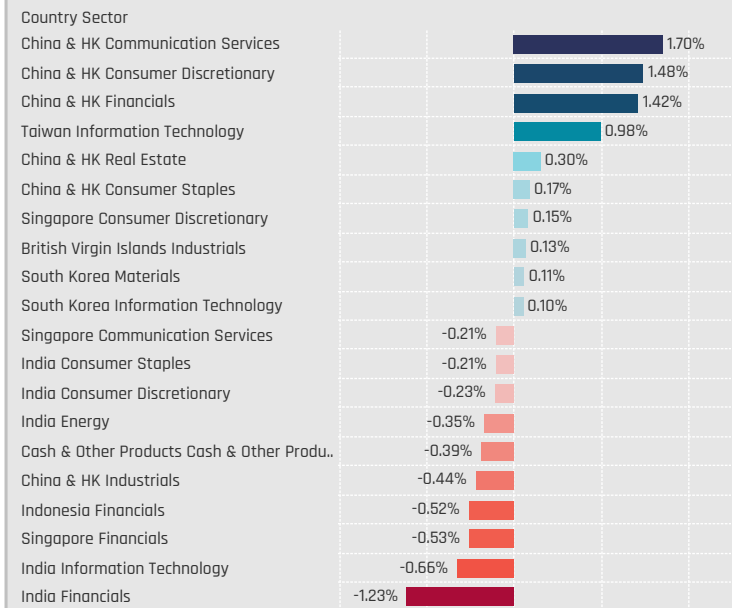
Fund Name	Country Sector	Weight
Morgan Stanley Instl. Fund - Asia	China & HK Consumer Staples	11.90%
BL - Equities Asia	Thailand Consumer Staples	9.81%
First Sentier Invs. Glb. Umb. - FS.	China & HK Consumer Staples	9.53%
BL - Equities Asia	China & HK Consumer Staples	9.43%
First Sentier Invs. Glb. Umb. - FS.	China & HK Consumer Staples	8.56%
Veritas Funds Plc - Asian Fund	Australia Health Care	7.39%
Fidelity Active Strategy - Asia F.	China & HK Consumer Staples	7.38%
Fidelity Asia Fund	China & HK Consumer Staples	7.14%
GAM Multistock SICAV - Asia Foc.	China & HK Consumer Staples	-2.37%
FTGF Plc - Martin Currie Asia Lon.	China & HK Consumer Staples	-2.37%
EPIC Funds Plc - Oriental Focus ..	China & HK Consumer Staples	-2.37%
Eastspring Investments - Asian ..	China & HK Consumer Staples	-2.37%
DJE - Asien	China & HK Consumer Staples	-2.37%
Baillie Gifford Overseas Growth ..	China & HK Consumer Staples	-2.37%
AB SICAV I - Asia Low Volatility ..	China & HK Consumer Staples	-2.37%
AB FCP I - Asia (ex-Japan) Equit.	China & HK Consumer Staples	-2.37%

Fund Name	Country Sector	Weight
PineBridge Global Funds - Asia (e.	China & HK Consumer Discretionar..	19.28%
Morgan Stanley Instl. Fund - Asia ..	India Financials	15.88%
Morgan Stanley Inv. Fds. - Sustai..	India Financials	10.71%
Fidelity Funds SICAV - Asian Equit..	India Financials	10.24%
NESTOR-FONDS - Nestor Fernost F..	China & HK Consumer Discretionar..	9.92%
JKC Fund - La Francaise JKC Asia..	Taiwan Consumer Discretionary	9.58%
Fidelity Inv. Funds - Asia Fund	India Financials	9.13%
TT International Funds Plc - Asia..	India Financials	8.87%
Mirae Asset Glb. Discovery Fd. - E..	China & HK Financials	-7.98%
Veritas Funds Plc - Asian Fund	China & HK Financials	-8.84%
Wealth Invest SK Invest Far East ..	China & HK Financials	-9.69%
TT International Funds Plc - Asia..	China & HK Financials	-9.69%
PineBridge Global Funds - Asia (e.	China & HK Financials	-9.69%
NESTOR-FONDS - Nestor Fernost F..	China & HK Financials	-9.69%
Matthews Asia Funds - Asia (ex-J..	China & HK Financials	-9.69%
Maple-Brown Abbott Funds Plc - ..	China & HK Financials	-9.69%

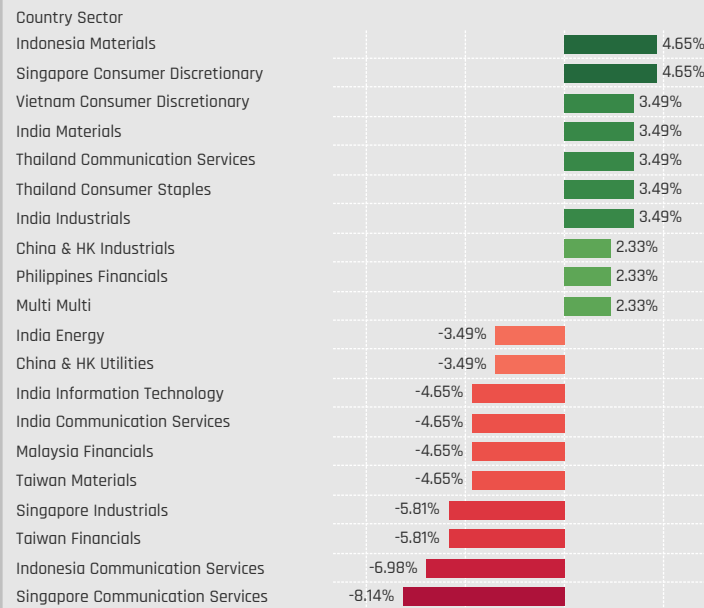
Fund Name	Country Sector	Weight
JKC Fund - La Francaise JKC Asia ..	China & HK Industrials	17.75%
Matthews Asian Growth & Income ..	British Virgin Islands Industrials	12.77%
EPIC Funds Plc - Oriental Focus Fu..	Taiwan Information Technology	10.52%
Value Partners High Dividend Stoc..	China & HK Industrials	10.40%
Maple-Brown Abbott Funds Plc - A..	China & HK Communication Servic..	9.59%
Veritas Funds Plc - Asian Fund	China & HK Industrials	8.89%
Hamon Asian Funds - Asia ESG Foc..	Taiwan Information Technology	8.65%
NESTOR-FONDS - Nestor Fernost F..	China & HK Industrials	8.32%
Fidelity Funds SICAV - Asian Equit..	China & HK Communication Servic..	-5.86%
DJE - Asien	China & HK Communication Servic..	-5.02%
Wealth Invest SK Invest Far East E..	China & HK Communication Servic..	-6.42%
Veritas Funds Plc - Asian Fund	Taiwan Information Technology	-6.59%
Morgan Stanley Instl. Fund - Asia ..	Taiwan Information Technology	-6.70%
Maple-Brown Abbott Funds Plc - A..	Taiwan Information Technology	-6.89%
DJE - Asien	Taiwan Information Technology	-6.92%
Mirae Asset Glb. Discovery Fd. - ES..	Taiwan Information Technology	-8.00%

Country/Sector Allocation Changes [Aggregate]

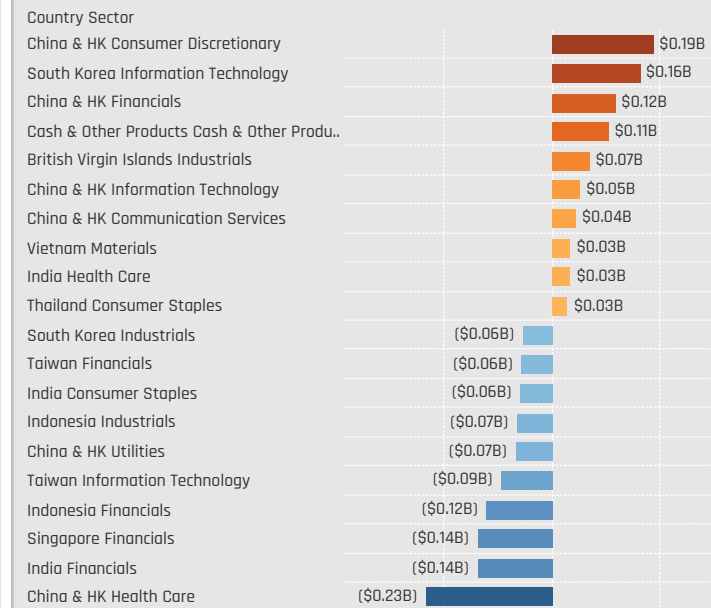
Country/Sectors: Change in Average Weight
10/31/2022 - 4/30/2023



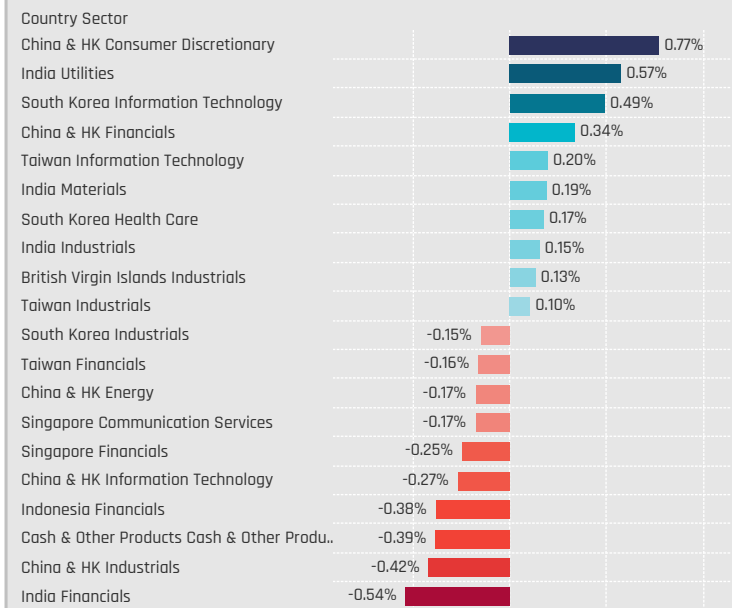
Country/Sectors: Change in Funds Invested %
10/31/2022 - 4/30/2023



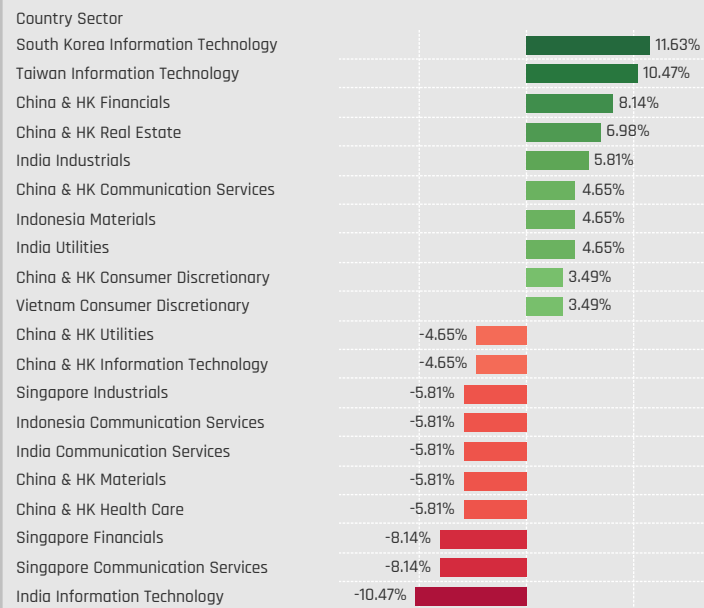
Country/Sectors: Combined Fund Flows, \$
10/31/2022 - 4/30/2023



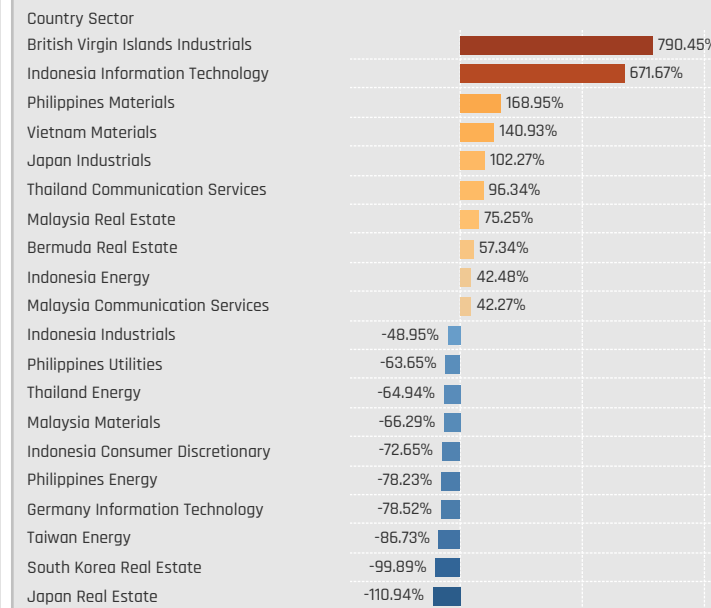
Country/Sectors: Change in Average Weight vs AAXJ
10/31/2022 - 4/30/2023



Country/Sectors: Change in Funds Overweight %
10/31/2022 - 4/30/2023



Country/Sectors: Combined Fund Flows as Percentage of AUM
10/31/2022 - 4/30/2023



Country/Sector Allocation Changes [Fund Level]

Defensive Country/Sectors: Largest Changes in Fund Weight, %. 10/31/2022 - 4/30/2023

Fund Name	New or C.	Country Sector	Fund Weight, %	Weight Change, %
Prisma Asianavigator UI	New	South Korea Consumer Staples	3.01%	3.01%
GAM Multistock SICAV - Asia Focus Equity Fund	New	China & HK Health Care	2.99%	2.99%
Robeco Capital Gr. Fds. - Asian Stars Equities		China & HK Health Care	8.14%	2.70%
Natixis Intl. Fds. (Lux) I - Natixis Asia Equity Fund	New	India Consumer Staples	2.33%	2.33%
Janus Henderson Asia Equity Fund		China & HK Health Care	5.02%	2.32%
Carnegie Asia	New	China & HK Consumer Staples	2.18%	2.18%
Morgan Stanley Instl. Fund - Asia Opportunity P..		China & HK Consumer Staples	14.27%	1.99%
BlackRock Global Funds - Asian Growth Leaders..		China & HK Utilities	0.93%	-2.34%
Sydinvest Fjernosten		India Health Care	0.73%	-2.51%
GAM Star Fund Plc - Asian Equity	Close	China & HK Consumer Staples	0.00%	-2.53%
Nordea Asian Stars Fund		India Consumer Staples	2.81%	-2.82%
LO Funds - Asia High Conviction		India Consumer Staples	1.50%	-3.41%
Invesco Funds - Asia Opportunities Equity Fund		China & HK Health Care	2.41%	-3.46%
Spaengler IQAM Asia Stock		India Consumer Staples	1.03%	-4.57%

Defensive Country/Sectors: Largest Fund Flows, \$. 10/31/2022 - 4/30/2023

Fund Name	New or Cl.	Country Sector	Fund AUM, \$	Fund Flows, \$
T Rowe Price New Asia Fund		China & HK Consumer Staples	\$91M	\$41.7M
Fidelity Invt. Funds - Asia Fund		Thailand Consumer Staples	\$59M	\$26.1M
Schroder ISF - Asian Opportunities		China & HK Consumer Staples	\$179M	\$23.7M
Schroder ISF - Asian Opportunities		China & HK Health Care	\$67M	\$20.9M
FTIF SICAV - Asian Growth Fund		India Health Care	\$31M	\$19.6M
T Rowe Price New Asia Fund	New	South Korea Consumer Staples	\$16M	\$18.4M
BlackRock Global Funds - Asian Growth Leaders..	New	India Consumer Staples	\$13M	\$12.9M
Matthews Pacific Tiger Fund		Taiwan Consumer Staples	\$40M	(\$23.6M)
FTIF SICAV - Asian Growth Fund		China & HK Health Care	\$5M	(\$41.0M)
Matthews Pacific Tiger Fund		India Utilities	\$29M	(\$41.9M)
Matthews Pacific Tiger Fund		India Consumer Staples	\$49M	(\$42.1M)
T Rowe Price New Asia Fund		China & HK Health Care	\$87M	(\$49.7M)
Schroder ISF - Asian Opportunities	Close	South Korea Consumer Staples		(\$57.0M)
Matthews Pacific Tiger Fund		China & HK Health Care	\$65M	(\$84.6M)

Cyclical Country/Sectors: Largest Changes in Fund Weight, %. 10/31/2022 - 4/30/2023

Fund Name	New or C.	Country Sector	Fund Weight, %	Weight Change, %
Carnegie Asia		China & HK Consumer Discretionary	13.98%	10.37%
DJE - Asien		China & HK Financials	9.13%	6.21%
Robeco Capital Gr. Fds. - Asian Stars Equities		China & HK Consumer Discretionary	16.19%	5.26%
NESTOR-FONDS - Nestor Fernost Fonds		China & HK Consumer Discretionary	18.94%	5.05%
BlackRock Global Funds - Asian Growth Leaders..		China & HK Financials	10.20%	5.03%
GAM Star Fund Plc - Asian Equity		China & HK Consumer Discretionary	16.45%	4.86%
Invesco Funds - Asia Opportunities Equity Fund		China & HK Financials	5.22%	4.76%
LO Funds - Asia High Conviction		Indonesia Financials	2.33%	-3.81%
Prisma Asianavigator UI	Close	United Kingdom Materials	0.00%	-4.34%
Pictet - Asian Equities (ex-Japan)		India Financials	9.01%	-4.55%
Janus Henderson Asia Equity Fund		India Financials	8.09%	-4.87%
Swedbank Robur Asienfond		India Financials	3.66%	-6.10%
Morgan Stanley Instl. Fund - Asia Opportunity P..		India Financials	19.94%	-6.84%
Fidelity Active Strategy - Asia Fund		China & HK Consumer Discretionary	9.57%	-7.76%

Cyclical Country/Sectors: Largest Fund Flows, \$. 10/31/2022 - 4/30/2023

Fund Name	New or Cl.	Country Sector	Fund AUM, \$	Fund Flows, \$
Fidelity Invt. Funds - Asia Fund		China & HK Consumer Discretionary	\$567M	\$147.8M
Schroder ISF - Asian Opportunities		China & HK Consumer Discretionary	\$892M	\$109.5M
Schroder ISF - Asian Opportunities		China & HK Financials	\$496M	\$47.6M
FTIF SICAV - Asian Growth Fund		China & HK Financials	\$197M	\$43.7M
Swedbank Robur Asienfond		China & HK Consumer Discretionary	\$84M	\$40.1M
Baillie Gifford Overseas Growth Fund - Pacific F..		China & HK Financials	\$136M	\$38.5M
Fidelity Invt. Funds - Asia Fund		India Financials	\$505M	\$35.5M
Fidelity Funds SICAV - Asian Equity Fund		China & HK Financials	\$97M	(\$40.2M)
Matthews Pacific Tiger Fund		Thailand Real Estate	\$119M	(\$49.4M)
Fidelity Invt. Funds - Asia Fund	Close	Taiwan Financials		(\$54.2M)
FTIF SICAV - Asian Growth Fund		China & HK Consumer Discretionary	\$213M	(\$56.1M)
Matthews Pacific Tiger Fund		India Financials	\$207M	(\$62.3M)
Matthews Pacific Tiger Fund		China & HK Financials	\$295M	(\$62.7M)
Matthews Pacific Tiger Fund		China & HK Consumer Discretionary	\$439M	(\$65.0M)

Sensitive Country/Sectors: Largest Changes in Fund Weight, %. 10/31/2022 - 4/30/2023

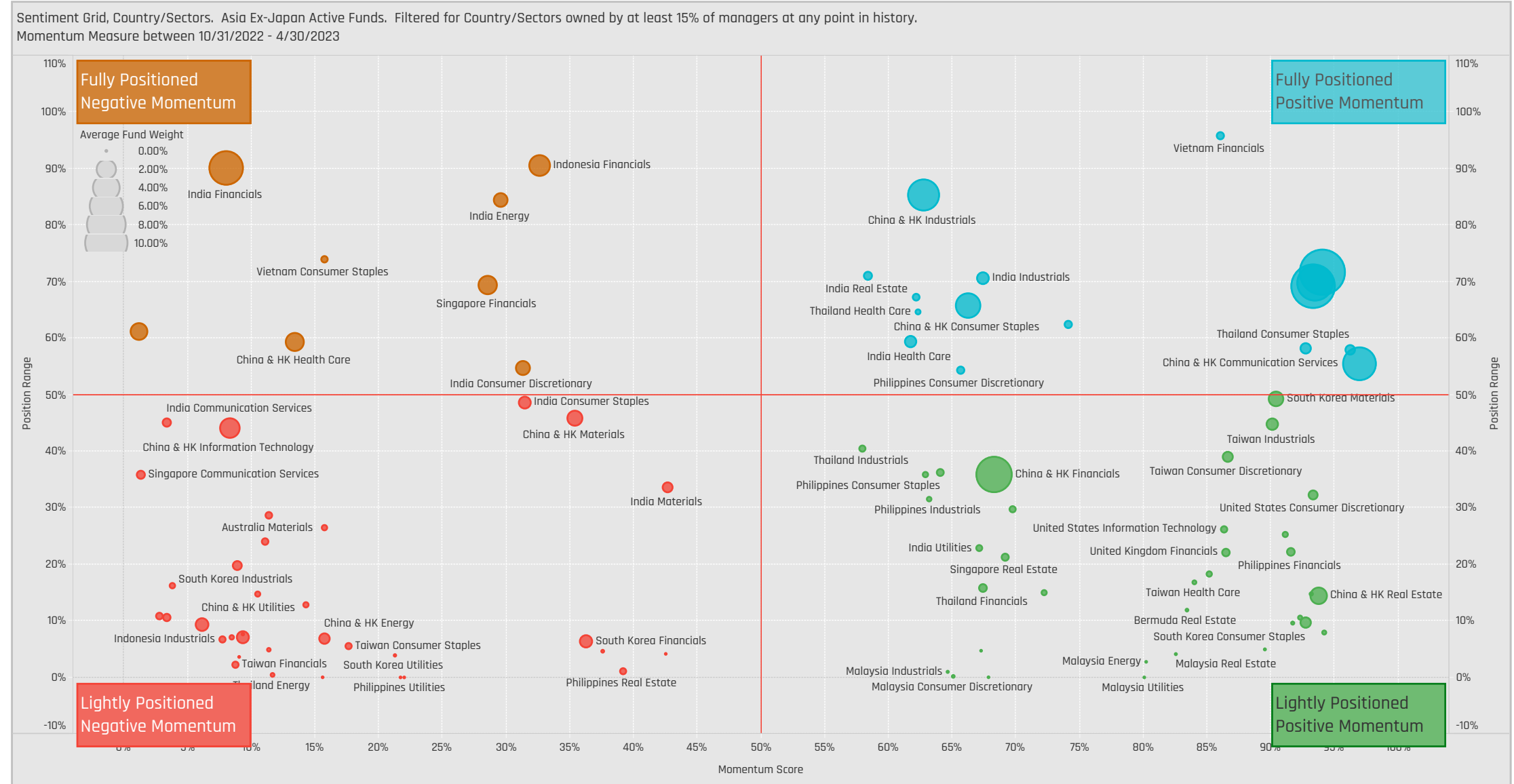
Fund Name	New or C.	Country Sector	Fund Weight, %	Weight Change, %
Matthews Asian Growth & Income Fund		British Virgin Islands Industrials	12.77%	
Natixis Intl. Fds. (Lux) I - Natixis Asia Equity Fund		South Korea Information Technology	10.47%	7.32%
GAM Star Fund Plc - Asian Equity		China & HK Communication Services	11.77%	7.28%
Invesco Funds - Asia Opportunities Equity Fund		China & HK Communication Services	11.11%	6.29%
GAM Multistock SICAV - Asia Focus Equity Fund		Taiwan Information Technology	15.07%	5.22%
Janus Henderson Asia Equity Fund		South Korea Information Technology	10.76%	5.10%
BlackRock Global Funds - Asian Growth Leaders..		China & HK Communication Services	8.99%	4.69%
Alquity SICAV - Asia Fund		India Information Technology	1.87%	-3.29%
Invesco Funds - Asia Opportunities Equity Fund		India Information Technology	1.94%	-3.75%
Robeco Capital Gr. Fds. - Asian Stars Equities		China & HK Energy	2.71%	-3.95%
Ninety One Glob. Strat. Fd. - Asian Equity Fund	Close	India Energy	0.00%	-4.34%
FTGF Plc - Martin Currie Asia Long-Term Uncons..		China & HK Industrials	2.47%	-4.41%
Fidelity Active Strategy - Asia Fund		Taiwan Information Technology	15.52%	-5.12%
Baring Eastern Trust		China & HK Industrials	6.35%	-7.84%

Sensitive Country/Sectors: Largest Fund Flows, \$. 10/31/2022 - 4/30/2023

Fund Name	New or Cl.	Country Sector	Fund AUM, \$	Fund Flows, \$
T Rowe Price New Asia Fund		South Korea Information Technology	\$230M	\$95.8M
Matthews Asian Growth & Income Fund		British Virgin Islands Industrials	\$85M	\$71.9M
Schroder ISF - Asian Opportunities		China & HK Industrials	\$428M	\$59.5M
Schroder ISF - Asian Opportunities		Taiwan Information Technology	\$654M	\$58.7M
Swedbank Robur Asienfond		South Korea Information Technology	\$62M	\$38.8M
Swedbank Robur Asienfond		Taiwan Information Technology	\$102M	\$32.0M
Swedbank Robur Asienfond		China & HK Communication Services	\$70M	\$30.0M
Ninety One Glob. Strat. Fd. - Asian Equity Fund	Close	India Energy		(\$32.1M)
Fidelity Invt. Funds - Asia Fund		India Information Technology	\$62M	(\$35.5M)
Baillie Gifford Overseas Growth Fund - Pacific F..		South Korea Information Technology	\$221M	(\$42.9M)
Baillie Gifford Overseas Growth Fund - Pacific F..		South Korea Industrials	\$124M	(\$51.1M)
Matthews Pacific Tiger Fund	Close	Indonesia Industrials		(\$53.4M)
Matthews Pacific Tiger Fund		India Industrials	\$56M	(\$58.7M)
Matthews Pacific Tiger Fund		Taiwan Information Technology	\$432M	(\$124.8M)

Country/Sector Sentiment Grid

We combine the latest country/sector positioning, long-term positioning and short-term fund activity in the 'Sentiment Grid', below. The Y-Axis measures where today's ownership levels in each country/sector sit relative to the long-term range. We calculate the Z-Score of today's average weight, funds invested % and funds O/W %, relative to all monthly observations in our fund history (going back to 7/31/2011). A figure close to 100% would indicate today's positioning is close to its maximum ever level, a figure close to zero, the lowest. The X-axis provides a measure of short-term fund activity, or 'Momentum', by looking at the changes in average weight, funds invested % and funds o/w % between 10/31/2022 and 4/30/2023, relative to each country/sector. A figure above 50% means a country/sector has seen relative increases in ownership, a figure below 50% indicates a relative decrease in positioning. The size of the bubble represents the average weight of each country/sector.



Position Range: Average of:
 Z-Score Average Weight vs history
 Z-Score Funds Invested % vs history
 Z-Score Funds O/W % vs history

Momentum Score: Average of:
 Change in Average Weight (Percentile vs Peers)
 Change in Funds Invested % (Percentile vs Peers)
 Change in Funds O/W % (Percentile vs Peers)

Stock Allocations

Stock Holdings Snapshot

Aggregate Stock Holdings Data, Ranked by Most Widely Held.

Ticker	Stock Name	Funds Invested %	Average Weight	Vs Benchmark	Fund AUM, \$
CASH_USD	Cash & Other Products	97.67%	3.72%	3.72%	\$2,017.11M
2330-TW	Taiwan Semiconductor Manufacturing Co., L.	95.35%	7.28%	0.23%	\$4,344.03M
700-HK	Tencent Holdings Ltd.	84.88%	4.33%	-0.45%	\$2,416.15M
9988-HK	Alibaba Group Holding Ltd.	82.56%	3.14%	0.43%	\$1,799.78M
005930-KR	Samsung Electronics Co., Ltd.	79.07%	4.34%	0.26%	\$3,014.80M
1299-HK	AIA Group Limited	77.91%	3.12%	0.88%	\$1,780.74M
3690-HK	Meituan Class B	68.60%	1.20%	-0.28%	\$840.14M
500180-IN	HDFC Bank Limited	61.63%	2.15%	2.15%	\$1,446.77M
388-HK	Hong Kong Exchanges & Clearing Ltd.	59.30%	1.07%	0.20%	\$692.55M
9618-HK	JD.com, Inc. Class A	54.65%	0.77%	0.12%	\$643.19M
532174-IN	ICICI Bank Limited	51.16%	1.54%	0.53%	\$1,095.08M
2454-TW	MediaTek Inc	50.00%	0.75%	0.16%	\$563.49M
500209-IN	Infosys Limited	46.51%	0.69%	-0.21%	\$479.22M
BBCA-ID	PT Bank Central Asia Tbk	44.19%	1.02%	0.43%	\$540.72M
005-SG	DBS Group Holdings Ltd	43.02%	1.03%	0.25%	\$384.75M
669-HK	Techtronic Industries Co., Ltd.	41.86%	0.66%	0.41%	\$455.37M
000660-KR	SK hynix Inc.	40.70%	0.81%	0.17%	\$291.50M
SE-US	Sea Ltd. (Singapore) Sponsored ADR Class A	38.37%	0.49%	0.01%	\$354.42M
3968-HK	China Merchants Bank Co., Ltd. Class H	37.21%	0.59%	0.27%	\$246.64M
2318-HK	Ping An Insurance (Group) Company of Chin..	37.21%	0.72%	-0.07%	\$393.70M
500325-IN	Reliance Industries Limited	36.05%	0.92%	-0.66%	\$451.21M
051910-KR	LG Chem Ltd.	33.72%	0.74%	0.27%	\$584.84M
BBRI-ID	PT Bank Rakyat Indonesia (Persero) Tbk Clas..	31.40%	0.62%	0.20%	\$294.50M
006400-KR	Samsung SDI Co., Ltd	31.40%	0.53%	0.03%	\$277.48M
NTESF-US	NetEase, Inc.	30.23%	0.59%	-0.02%	\$299.70M

Top Stock Holdings, %

Fund Name	Ticker	Stock Name	Percentage
Fidelity Active Strategy - Asia Fund	CASH_USD	Cash & Other Products	14.19%
Matthews Asian Growth & Income Fund	Y7766DAA1	China Conch Venture Holdings Ltd. 0.0% 05-S.	12.77%
Wellington Mgmt. Fds. (LU) - Asian Opportunities Fund	CASH_USD	Cash & Other Products	11.66%
Prisma Asianavigator UI	CASH_USD	Cash & Other Products	11.57%
Fidelity Asia Fund	CASH_USD	Cash & Other Products	10.98%
Fidelity Funds SICAV - Asian Equity Fund	005930-KR	Samsung Electronics Co., Ltd.	10.72%
Value Partners High Dividend Stocks Fund	CASH_USD	Cash & Other Products	10.60%
Nomura Fds. Ireland Plc - Asia (ex-Japan) High Conviction	2330-TW	Taiwan Semiconductor Manufacturing Co., Lt.	10.22%
BlackRock Global Funds - Asian Growth Leaders Fund	2330-TW	Taiwan Semiconductor Manufacturing Co., Lt.	10.20%
T Rowe Price New Asia Fund	2330-TW	Taiwan Semiconductor Manufacturing Co., Lt.	9.99%
Fidelity Inv. Trust - Emerging Asia Fund	2330-TW	Taiwan Semiconductor Manufacturing Co., Lt.	9.94%
JKC Fund - La Francaise JKC Asia Equity	5904-TW	POYA International Co., Ltd.	9.88%
Fidelity Asia Fund	2330-TW	Taiwan Semiconductor Manufacturing Co., Lt.	9.86%
T Rowe Price Asia Opportunities Fund	2330-TW	Taiwan Semiconductor Manufacturing Co., Lt.	9.82%
GS Funds - Asia Equity Portfolio	2330-TW	Taiwan Semiconductor Manufacturing Co., Lt.	9.80%
Fidelity Active Strategy - Asia Fund	600519-CN	Kweichow Moutai Co., Ltd. Class A	9.75%
HSBC GIF - Asia (ex-Japan) Equity	2330-TW	Taiwan Semiconductor Manufacturing Co., Lt.	9.73%
Fidelity Asia Fund	500180-IN	HDFC Bank Limited	9.72%
Janus Henderson Asia Equity Fund	005930-KR	Samsung Electronics Co., Ltd.	9.62%
Skandia Asia	2330-TW	Taiwan Semiconductor Manufacturing Co., Lt.	9.62%
Fidelity Inv. Funds - Asia Fund	2330-TW	Taiwan Semiconductor Manufacturing Co., Lt.	9.61%
Nordea Asian Stars Fund	2330-TW	Taiwan Semiconductor Manufacturing Co., Lt.	9.58%
Janus Henderson Asia Equity Fund	2330-TW	Taiwan Semiconductor Manufacturing Co., Lt.	9.55%
Handelsbanken Asien Tema	2330-TW	Taiwan Semiconductor Manufacturing Co., Lt.	9.52%
Fidelity Asia Fund	600519-CN	Kweichow Moutai Co., Ltd. Class A	9.50%

Aggregate Stock Holdings Data, Largest Overweight Holdings

Ticker	Stock Name	Vs Benchmark	Average Weight	Funds Invested %	Fund AUM, \$
CASH_USD	Cash & Other Products	3.72%	3.72%	97.67%	\$2,017.11M
500180-IN	HDFC Bank Limited	2.15%	2.15%	61.63%	\$1,446.77M
1299-HK	AIA Group Limited	0.88%	3.12%	77.91%	\$1,780.74M
600519-CN	Kweichow Moutai Co., Ltd. Class A	0.55%	0.88%	27.91%	\$758.89M
532174-IN	ICICI Bank Limited	0.53%	1.54%	51.16%	\$1,095.08M
1910-HK	Samsonite International S.A.	0.43%	0.43%	19.77%	\$247.90M
9988-HK	Alibaba Group Holding Ltd.	0.43%	3.14%	82.56%	\$1,799.78M
BBCA-ID	PT Bank Central Asia Tbk	0.43%	1.02%	44.19%	\$540.72M
9961-HK	Trip Com Group Ltd	0.41%	0.41%	22.09%	\$175.68M
669-HK	Techtronic Industries Co., Ltd.	0.41%	0.66%	41.86%	\$455.37M

Top Stock Holdings, \$

Fund Name	Ticker	Stock Name	Value
Schroder ISF - Asian Opportunities	2330-TW	Taiwan Semiconductor Manufacturing Co., Lt.	\$553M
Veritas Funds Plc - Asian Fund	CASH_USD	Cash & Other Products	\$444M
Schroder ISF - Asian Opportunities	005930-KR	Samsung Electronics Co., Ltd.	\$414M
Fidelity Inv. Funds - Asia Fund	2330-TW	Taiwan Semiconductor Manufacturing Co., Lt.	\$368M
Veritas Funds Plc - Asian Fund	600519-CN	Kweichow Moutai Co., Ltd. Class A	\$350M
Veritas Funds Plc - Asian Fund	300124-CN	Shenzhen Inovance Technology Co., Ltd Class.	\$319M
Fidelity Inv. Funds - Asia Fund	1299-HK	AIA Group Limited	\$293M
Schroder ISF - Asian Opportunities	700-HK	Tencent Holdings Ltd.	\$286M
Fidelity Inv. Funds - Asia Fund	005930-KR	Samsung Electronics Co., Ltd.	\$284M
T Rowe Price New Asia Fund	2330-TW	Taiwan Semiconductor Manufacturing Co., Lt.	\$284M
Schroder ISF - Asian Opportunities	1299-HK	AIA Group Limited	\$276M
Veritas Funds Plc - Asian Fund	CSL-AU	CSL Limited	\$255M
Veritas Funds Plc - Asian Fund	500180-IN	HDFC Bank Limited	\$247M
Schroder ISF - Asian Opportunities	SKQW5Y.F-LU	Schroder International Selection Fund SICAV ..	\$243M
Fidelity Inv. Funds - Asia Fund	700-HK	Tencent Holdings Ltd.	\$238M
Schroder ISF - Asian Opportunities	PH1WRT.F-LU	Schroder International Selection Fund SICAV ..	\$238M
Matthews Pacific Tiger Fund	2330-TW	Taiwan Semiconductor Manufacturing Co., Lt.	\$236M
Schroder ISF - Asian Opportunities	500180-IN	HDFC Bank Limited	\$228M
Veritas Funds Plc - Asian Fund	2330-TW	Taiwan Semiconductor Manufacturing Co., Lt.	\$221M
iShares Tr. - MSCI All Country Asia ex-Japan ETF	2330-TW	Taiwan Semiconductor Manufacturing Co., Lt.	\$216M
Hermes Inv. Funds - Asia (ex-Japan) Equity Fund	005930-KR	Samsung Electronics Co., Ltd.	\$206M
Matthews Pacific Tiger Fund	005930-KR	Samsung Electronics Co., Ltd.	\$197M
Schroder ISF - Asian Opportunities	9988-HK	Alibaba Group Holding Ltd.	\$195M
Veritas Funds Plc - Asian Fund	500247-IN	Kotak Mahindra Bank Limited	\$195M

Aggregate Stock Holdings Data, Largest Underweight Holdings

Ticker	Stock Name	Vs Benchmark	Average Weight	Funds Invested %	Fund AUM, \$
939-HK	China Construction Bank Corporation Class H	-0.78%	0.34%	15.12%	\$159.92M
500325-IN	Reliance Industries Limited	-0.66%	0.92%	36.05%	\$451.21M
3988-HK	Bank of China Limited Class H	-0.51%	0.03%	3.49%	\$21.31M
2317-TW	Hon Hai Precision Industry Co., Ltd.	-0.48%	0.27%	15.12%	\$121.54M
700-HK	Tencent Holdings Ltd.	-0.45%	4.33%	84.88%	\$2,416.15M
1398-HK	Industrial and Commercial Bank of China Li..	-0.43%	0.10%	6.98%	\$33.01M
1810-HK	Xiaomi Corp. Class B	-0.36%	0.01%	3.49%	\$14.25M
005490-KR	POSCO Holdings Inc.	-0.30%	0.05%	4.65%	\$65.87M
2412-TW	Chunghwa Telecom Co., Ltd	-0.28%	0.00%	0.00%	\$8.59M
3690-HK	Meituan Class B	-0.28%	1.20%	68.60%	\$840.14M

Stock Holdings Activity

Aggregate Stock Holdings Changes - Largest Increases in Funds Invested %, 10/31/2022 - 4/30/2023

Ticker	Stock Name	Funds Invested % Δ	Average Weight Δ	Average Wgt vs Benchmark Δ	Fund Flows, \$
3690-HK	Meituan Class B	11.63%	-0.11%	-0.11%	\$19.22M
006400-KR	Samsung SDI Co., Ltd	6.98%	-0.01%	0.10%	\$19.60M
PDD-US	Pinduoduo, Inc. Sponsored ADR Class A	6.98%	0.10%	0.08%	\$25.68M
2345-TW	Accton Technology Corp.	6.98%	0.10%	0.09%	\$3.14M
BBL-TH	Bangkok Bank Public Company Limited	5.81%	0.06%	0.06%	\$25.28M
9961-HK	Trip Com Group Ltd	5.81%	0.17%	0.17%	\$39.23M
3968-HK	China Merchants Bank Co., Ltd. Class H	5.81%	0.21%	0.15%	\$20.49M
300760-CN	Shenzhen Mindray Bio-Medical Electronics C..	5.81%	0.03%	0.04%	\$15.16M
1211-HK	BYD Company Limited Class H	5.81%	0.14%	0.12%	\$60.34M
005930-KR	Samsung Electronics Co., Ltd.	5.81%	0.24%	0.37%	\$219.74M
388-HK	Hong Kong Exchanges & Clearing Ltd.	4.65%	0.27%	0.11%	\$40.14M
TCOM-US	Trip.com Group Ltd. Sponsored ADR	4.65%	0.10%	0.02%	\$5.07M
2308-TW	Delta Electronics, Inc.	4.65%	0.04%	0.06%	\$6.21M
2318-HK	Ping An Insurance (Group) Company of Chin..	4.65%	0.37%	0.10%	\$108.15M
3008-TW	LARGAN Precision Co., Ltd.	3.49%	0.02%	0.07%	\$9.85M
300124-CN	Shenzhen Inovance Technology Co., Ltd Clas..	3.49%	-0.05%	-0.05%	(\$5.92M)
2601-HK	China Pacific Insurance (Group) Co., Ltd. Clas..	3.49%	0.09%	0.04%	\$24.53M
2313-HK	Shenzhen International Group Holdings Limi..	3.49%	0.09%	0.07%	\$28.80M
105560-KR	KB Financial Group Inc.	3.49%	-0.02%	0.00%	(\$1.09M)
MDKA-ID	PT Merdeka Copper Gold Tbk	3.49%	0.03%	0.03%	(\$7.85M)
517569-IN	KEI Industries Limited	3.49%	0.02%	0.02%	\$1.78M
SE-US	Sea Ltd. (Singapore) Sponsored ADR Class A	2.33%	0.16%	0.06%	\$11.19M
9988-HK	Alibaba Group Holding Ltd.	2.33%	0.70%	0.50%	\$166.33M
CPALL-TH	CP All Public Co. Ltd.	2.33%	0.02%	0.02%	\$8.72M
600887-CN	Inner Mongolia Yili Industrial Group Co., Ltd. ..	2.33%	0.03%	0.03%	\$19.62M

Largest Fund Level Changes in Stock Weight, %, 10/31/2022 - 4/30/2023

Fund Name	Ticker	Stock Name	New or Close..	Weight Change
Matthews Asian Growth & Income Fund	Y7760DAA1	China Conch Venture Holdi..		11.32%
Invesco Funds - Asia Opportunities Equity Fund	700-HK	Tencent Holdings Ltd.		5.40%
Waverton Invnt. Fds. Plc - Asia Pacific Fund	700-HK	Tencent Holdings Ltd.	New	5.09%
Janus Henderson Asia Equity Fund	005930-KR	Samsung Electronics Co., Lt..		5.00%
Natixis Intl. Fds. (Lux) I - Natixis Asia Equity Fund	005930-KR	Samsung Electronics Co., Lt..	New	4.36%
Invesco Funds - Asia Opportunities Equity Fund	9988-HK	Alibaba Group Holding Ltd.		4.35%
Skandia Asia	9988-HK	Alibaba Group Holding Ltd.	New	4.22%
Syinvest Fjernosten	700-HK	Tencent Holdings Ltd.		4.16%
Lansforsakringar Asienfonden	9988-HK	Alibaba Group Holding Ltd.	New	4.15%
BlackRock Global Funds - Asian Growth Leaders Fu..	700-HK	Tencent Holdings Ltd.		3.98%
AB FCP I - Asia (ex-Japan) Equity Portfolio	386-HK	China Petroleum & Chemic..	New	3.89%
LO Funds - Asia High Conviction	700-HK	Tencent Holdings Ltd.		3.65%
BlackRock Global Funds - Asian Growth Leaders Fu..	1301-TW	Formosa Plastics Corporati..	Close	-3.28%
Fidelity Active Strategy - Asia Fund	27-HK	Galaxy Entertainment Grou..	Close	-3.40%
Fidelity Active Strategy - Asia Fund	2331-HK	Li Ning Company Limited	Close	-3.42%
Spaengler IQAM Asia Stock	941-HK	China Mobile Limited	Close	-3.42%
Robeco Capital Gr. Fds. - Asian Stars Equities	386-HK	China Petroleum & Chemic..	Close	-3.45%
Morgan Stanley Instl. Fund - Asia Opportunity Portf..	532174-IN	ICICI Bank Limited		-3.46%
Invesco Funds - Asia Opportunities Equity Fund	500209-IN	Infosys Limited		-3.75%
FTGF Plc - Martin Currie Asia Long-Term Unconstrai..	J36-SG	Jardine Matheson Holdings..	Close	-4.23%
Prisma Asianavigator UI	R10-GB	Rio Tinto plc	Close	-4.34%
Ninety One Glb. Strat. Fd. - Asian Equity Fund	500325-IN	Reliance Industries Limited	Close	-4.34%
Fidelity Active Strategy - Asia Fund	2330-TW	Taiwan Semiconductor Man..		-4.76%
Prisma Asianavigator UI	IIND-GB	iShares MSCI India UCITS E..	Close	-5.57%

Aggregate Stock Holdings Changes - Largest Decreases in Funds Invested %, 10/31/2022 - 4/30/2023

Ticker	Stock Name	Funds Invested % Δ	Average Weight Δ	Average Wgt vs Benchmark Δ	Fund Flows, \$
2317-TW	Hon Hai Precision Industry Co., Ltd.	-8.14%	-0.10%	-0.01%	(\$48.34M)
Z74-SG	Singapore Telecommunications Limited	-8.14%	-0.21%	-0.17%	(\$34.61M)
1155-MY	Malayan Banking Bhd.	-6.98%	-0.13%	-0.11%	(\$32.83M)
2269-HK	Wuxi Biologics (Cayman) Inc.	-6.98%	-0.03%	-0.07%	(\$48.32M)
2328-HK	PICC Property & Casualty Co., Ltd. Class H	-5.81%	-0.08%	-0.09%	(\$15.34M)
000660-KR	SK hynix Inc.	-5.81%	-0.07%	-0.04%	(\$36.72M)
532454-IN	Bharti Airtel Limited	-5.81%	-0.15%	-0.07%	(\$24.69M)
9618-HK	JD.com, Inc. Class A	-4.65%	-0.27%	-0.08%	(\$55.22M)
6110-HK	Topsports International Holdings Limited	-4.65%	-0.02%	-0.03%	(\$67.79M)
669-HK	Techtronic Industries Co., Ltd.	-4.65%	-0.09%	-0.06%	(\$3.36M)
2388-HK	BOC Hong Kong (Holdings) Limited	-3.49%	-0.09%	-0.04%	(\$18.16M)
300450-CN	Wuxi Lead Intelligent Equipment Co. Ltd. Cla..	-3.49%	-0.07%	-0.07%	(\$2.01M)
500325-IN	Reliance Industries Limited	-3.49%	-0.33%	0.08%	(\$33.68M)
540777-IN	HDFC Life Insurance Co. Ltd.	-3.49%	-0.06%	-0.04%	(\$14.95M)
005-SG	DBS Group Holdings Ltd	-3.49%	-0.35%	-0.21%	(\$60.24M)
NTESF-US	NetEase, Inc.	-3.49%	0.12%	-0.01%	(\$32.17M)
002812-CN	Yunnan Energy New Material Co., Ltd. Class A	-3.49%	-0.05%	-0.04%	(\$1.35M)
2379-TW	Realtek Semiconductor Corp	-3.49%	0.01%	-0.01%	\$2.24M
2884-TW	E.SUN Financial Holding Co., Ltd.	-3.49%	-0.05%	-0.05%	(\$58.85M)
3347-HK	Hangzhou Tigermed Consulting Co., Ltd. Cla..	-3.49%	-0.01%	-0.01%	(\$7.56M)
507685-IN	Wipro Limited	-3.49%	-0.03%	-0.01%	(\$5.22M)
5183-MY	PETRONAS Chemicals Group Bhd.	-3.49%	-0.04%	-0.01%	(\$11.70M)
600276-CN	Jiangsu Hengrui Pharmaceuticals Co., Ltd. Cl..	-3.49%	-0.05%	-0.05%	(\$52.81M)
ASII-ID	PT Astra International Tbk	-3.49%	-0.06%	-0.04%	(\$65.69M)
C52-SG	Comfortdelgro Corporation Limited	-3.49%	-0.05%	-0.05%	(\$35.32M)

Largest Fund Level Stock Inflows/Outflows, \$, 10/31/2022 - 4/30/2023

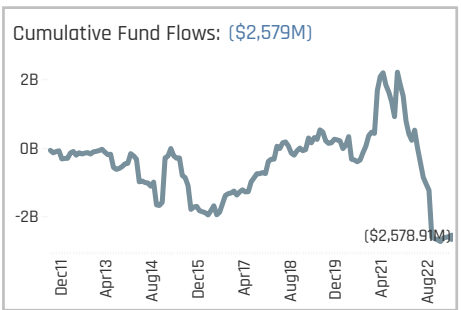
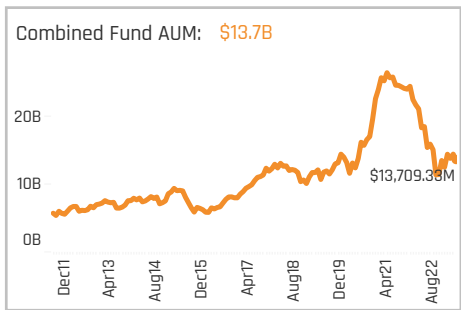
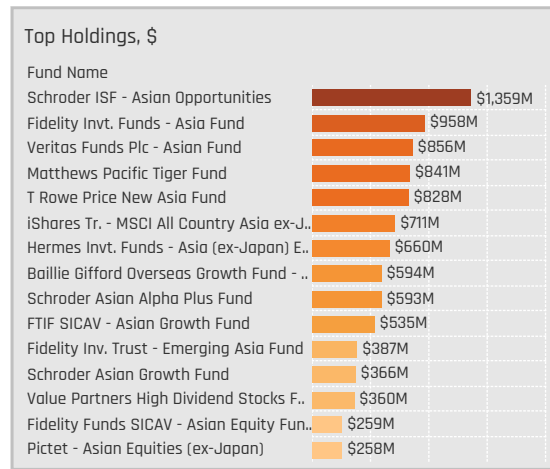
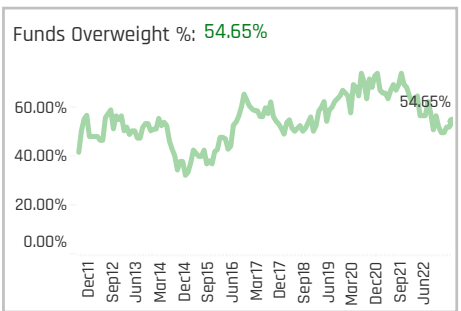
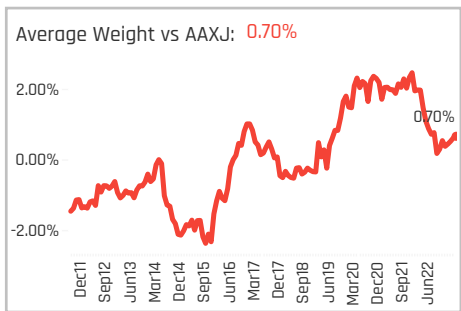
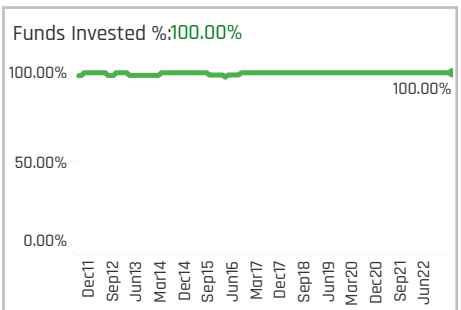
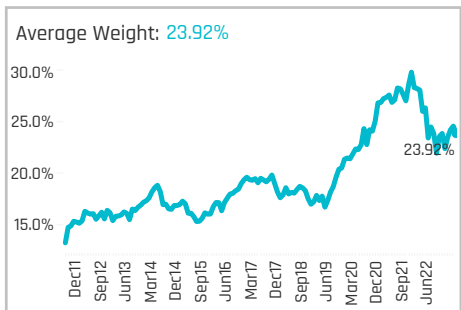
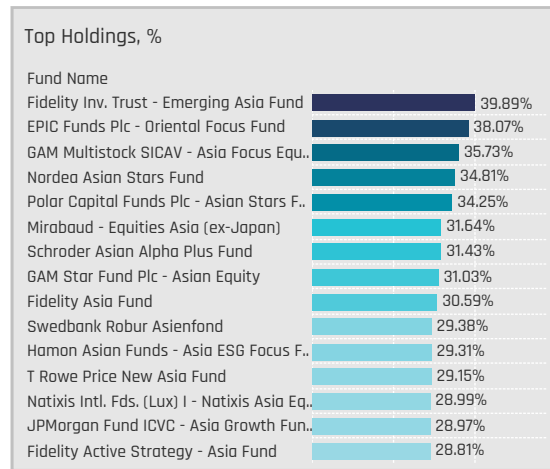
Fund Name	Ticker	Stock Name	New or Close..	Flow Change
T Rowe Price New Asia Fund	005930-KR	Samsung Electronics Co., Ltd.		\$94M
Matthews Asian Growth & Income Fund	Y7760DAA1	China Conch Venture Holdin..		\$72M
Schroder ISF - Asian Opportunities	9988-HK	Alibaba Group Holding Ltd.		\$49M
Schroder ISF - Asian Opportunities	2330-TW	Taiwan Semiconductor Man..		\$44M
Fidelity Invnt. Funds - Asia Fund	511218-IN	Shriram Finance Limited	New	\$43M
Baillie Gifford Overseas Growth Fund - Pacific Fund	2318-HK	Ping An Insurance (Group) C..		\$42M
Fidelity Invnt. Funds - Asia Fund	1211-HK	BYD Company Limited Class..	New	\$41M
Baillie Gifford Overseas Growth Fund - Pacific Fund	6415-TW	Silergy Corp.	New	\$38M
Fidelity Invnt. Funds - Asia Fund	601888-CN	China Tourism Group Duty F..	New	\$37M
Fidelity Invnt. Funds - Asia Fund	002032-CN	Zhejiang Supor Co., Ltd. Clas..		\$37M
Schroder ISF - Asian Opportunities	005930-KR	Samsung Electronics Co., Ltd.		\$36M
Schroder ISF - Asian Opportunities	700-HK	Tencent Holdings Ltd.		\$35M
Fidelity Invnt. Funds - Asia Fund	500209-IN	Infosys Limited		(\$36M)
Matthews Pacific Tiger Fund	532174-IN	ICICI Bank Limited		(\$42M)
Matthews Pacific Tiger Fund	500400-IN	Tata Power Company Limited		(\$42M)
Matthews Pacific Tiger Fund	500096-IN	Dabur India Limited		(\$42M)
Matthews Pacific Tiger Fund	6110-HK	Topsports International Hol..	Close	(\$44M)
Matthews Pacific Tiger Fund	CPN-TH	Central Pattana Public Co. L..		(\$49M)
Matthews Pacific Tiger Fund	ASII-ID	PT Astra International Tbk	Close	(\$53M)
Fidelity Invnt. Funds - Asia Fund	2884-TW	E.SUN Financial Holding Co., ..	Close	(\$54M)
Schroder ISF - Asian Opportunities	090430-KR	Amorepacific Corp.	Close	(\$57M)
Matthews Pacific Tiger Fund	500477-IN	Ashok Leyland Limited		(\$59M)
Matthews Pacific Tiger Fund	1093-HK	CSPC Pharmaceutical Group..		(\$85M)
Matthews Pacific Tiger Fund	2330-TW	Taiwan Semiconductor Man..		(\$98M)

Stock Sentiment Grid

We combine the latest stock positioning, long-term positioning and short-term fund activity in the 'Sentiment Grid', below. The Y-Axis measures where today's ownership levels in each stock sit relative to the long-term range. We calculate the Z-Score of today's average weight, funds invested % and funds O/W %, relative to all monthly observations in our fund history (going back to 7/31/2011). A figure close to 100% would indicate today's positioning is close to its maximum ever level, a figure close to zero, the lowest. The X-axis provides a measure of short-term fund activity, or 'Momentum', by looking at the changes in average weight, funds invested % and funds o/w % between 10/31/2022 and 4/30/2023, relative to each stock. A figure above 50% means a stock has seen relative increases in ownership, a figure below 50% indicates a relative decrease in positioning. The size of the bubble represents the average weight of each stock.



Sector Profiles

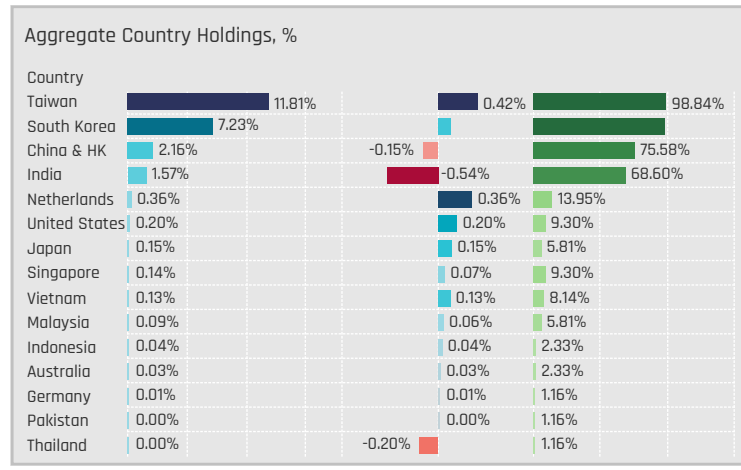


Aggregate Stock Holdings Data, Ranked by Most Widely Held.

Ticker	Stock Name	Funds Invested %	Average Weight	Vs Benchmark	Fund AUM, \$
2330-TW	Taiwan Semiconductor Manuf..	95.35%	7.28%	0.23%	\$4,344M
005930-KR	Samsung Electronics Co., Ltd.	79.07%	4.34%	0.26%	\$3,015M
2454-TW	MediaTek Inc	50.00%	0.75%	0.16%	\$563M
500209-IN	Infosys Limited	46.51%	0.69%	-0.21%	\$479M
000660-KR	SK hynix Inc.	40.70%	0.81%	0.17%	\$292M
006400-KR	Samsung SDI Co., Ltd	31.40%	0.53%	0.03%	\$277M
601012-CN	LONGi Green Energy Technolo..	25.58%	0.24%	0.20%	\$178M
2308-TW	Delta Electronics, Inc.	24.42%	0.36%	0.02%	\$139M
035420-KR	NAVER Corp.	23.26%	0.30%	-0.03%	\$254M
532540-IN	Tata Consultancy Services Li..	19.77%	0.45%	-0.18%	\$313M
6415-TW	Silergy Corp.	18.60%	0.19%	0.11%	\$101M
005935-KR	Samsung Electronics Co Ltd P..	18.60%	0.57%	-0.03%	\$364M
2382-HK	Sunny Optical Technology (Gr..	16.28%	0.19%	0.05%	\$82M
2395-TW	Advantech Co., Ltd.	15.12%	0.28%	0.19%	\$67M
2345-TW	Accton Technology Corp.	15.12%	0.23%	0.14%	\$151M

Top Stock Holdings, %

Fund Name	Ticker	Stock Name	Weight (%)
Fidelity Funds SICAV - Asian Equity Fun..	005930-KR	Samsung Electronics ..	10.72%
Nomura Fds. Ireland Plc - Asia (ex-Japa..	2330-TW	Taiwan Semiconductor..	10.22%
BlackRock Global Funds - Asian Growth..	2330-TW	Taiwan Semiconductor..	10.20%
T Rowe Price New Asia Fund	2330-TW	Taiwan Semiconducto..	9.99%
Fidelity Inv. Trust - Emerging Asia Fund	2330-TW	Taiwan Semiconducto..	9.94%
Fidelity Asia Fund	2330-TW	Taiwan Semiconducto..	9.86%
T Rowe Price Asia Opportunities Fund	2330-TW	Taiwan Semiconducto..	9.82%
GS Funds - Asia Equity Portfolio	2330-TW	Taiwan Semiconducto..	9.80%
HSBC GIF - Asia (ex-Japan) Equity	2330-TW	Taiwan Semiconducto..	9.73%
Janus Henderson Asia Equity Fund	005930-KR	Samsung Electronics ..	9.62%
Skandia Asia	2330-TW	Taiwan Semiconducto..	9.62%
Fidelity Inv. Funds - Asia Fund	2330-TW	Taiwan Semiconducto..	9.61%
Nordea Asian Stars Fund	2330-TW	Taiwan Semiconducto..	9.58%
Janus Henderson Asia Equity Fund	2330-TW	Taiwan Semiconducto..	9.55%
Handelsbanken Asien Tema	2330-TW	Taiwan Semiconducto..	9.52%



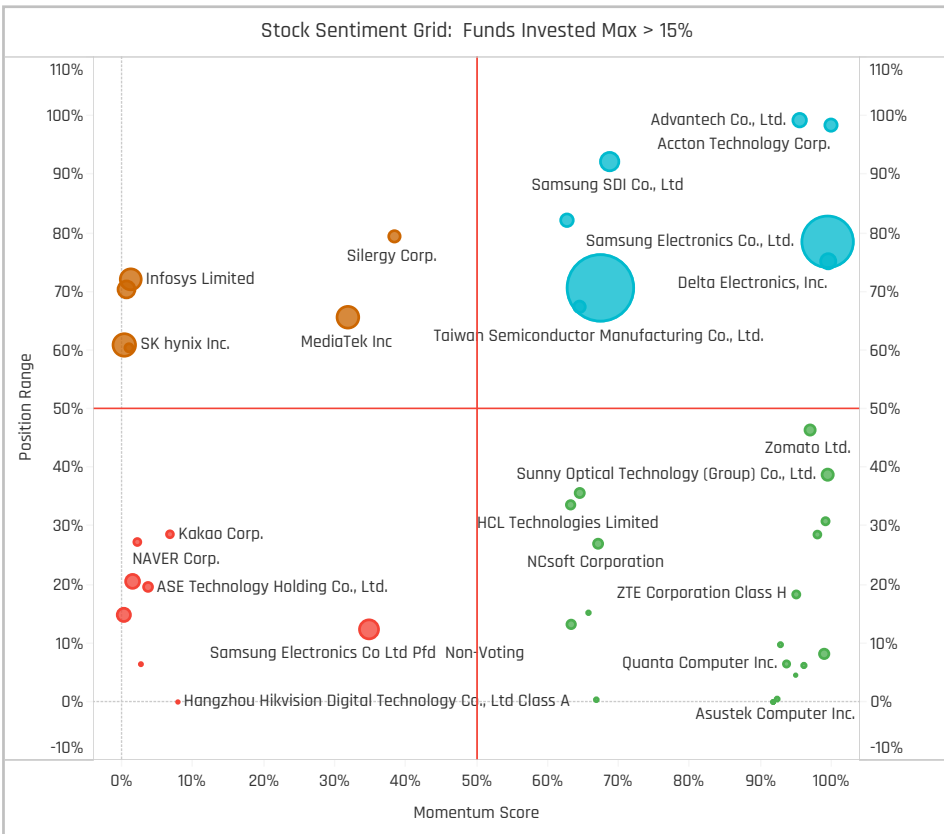
Top Stock Holdings, \$

Fund Name	Ticker	Stock Name	Value (\$)
Schroder ISF - Asian Opportunities	2330-TW	Taiwan Semiconductor ..	\$553M
Schroder ISF - Asian Opportunities	005930-..	Samsung Electronics Co...	\$414M
Fidelity Inv. Funds - Asia Fund	2330-TW	Taiwan Semiconductor ..	\$368M
Fidelity Inv. Funds - Asia Fund	005930-..	Samsung Electronics Co...	\$284M
T Rowe Price New Asia Fund	2330-TW	Taiwan Semiconductor ..	\$284M
Matthews Pacific Tiger Fund	2330-TW	Taiwan Semiconductor ..	\$236M
Veritas Funds Plc - Asian Fund	2330-TW	Taiwan Semiconductor ..	\$221M
iShares Tr. - MSCI All Country Asia ex-J..	2330-TW	Taiwan Semiconductor ..	\$216M
Hermes Inv. Funds - Asia (ex-Japan) E..	005930-..	Samsung Electronics Co...	\$206M
Matthews Pacific Tiger Fund	005930-..	Samsung Electronics Co...	\$197M
Veritas Funds Plc - Asian Fund	005930-..	Samsung Electronics Co...	\$192M
T Rowe Price New Asia Fund	005930-..	Samsung Electronics Co...	\$190M
FTIF SICAV - Asian Growth Fund	2330-TW	Taiwan Semiconductor ..	\$187M
FTIF SICAV - Asian Growth Fund	005930-..	Samsung Electronics Co...	\$185M
Schroder Asian Alpha Plus Fund	2330-TW	Taiwan Semiconductor ..	\$177M

Largest Changes in Fund Weight, %

Fund Name	New or C..	Change
Natixis Intl. Fds. (Lux) I - Natixis ..		10.52%
GAM Multistock SICAV - Asia Foc..		7.46%
Swedbank Robur Asienfond		7.24%
LO Funds - Asia High Conviction		5.85%
Sydinvest Fjernosten		5.40%
Matthews Asia Funds - Asia (ex-..		4.73%
Janus Henderson Asia Equity Fu..		4.70%
Alquity SICAV - Asia Fund		-3.86%
GS Funds - Asia Equity Portfolio		-4.17%
HSBC GIF - Asia (ex-Japan) Equi..		-4.78%
Manulife Global Fund - Sustaina..		-4.86%
Ninety One Glb. Strat. Fd. - Asia..		-5.95%
Invesco Funds - Asia Opportuniti..		-6.28%
Waverton Invnt. Fds. Plc - Asia Pa..		-6.29%

Ave Wgt Δ	Funds Invested Δ	Fund Flows, \$	Av Wgt vs AAXJ Δ	Funds O/W % Δ
0.28%	0.00%	\$41M	0.37%	-2.33%



Aggregate Stock Holdings Changes

Ticker	Stock Name	Funds Invested % Δ	Average Weight Δ	Fund Flows, \$
006400-KR	Samsung SDI Co., Ltd	6.98%	-0.01%	\$20M
2345-TW	Accton Technology Corp.	6.98%	0.10%	\$3M
005930-KR	Samsung Electronics Co., Ltd.	5.81%	0.24%	\$220M
2308-TW	Delta Electronics, Inc.	4.65%	0.04%	\$6M
3008-TW	LARGAN Precision Co., Ltd.	3.49%	0.02%	\$10M
2382-HK	Sunny Optical Technology (Gro..	2.33%	0.04%	\$18M
2303-TW	United Microelectronics Corp.	2.33%	0.02%	\$7M
035420-KR	NAVER Corp.	-3.49%	-0.03%	(\$38M)
3037-TW	Unimicron Technology Corp.	-3.49%	-0.04%	(\$1M)
507685-IN	Wipro Limited	-3.49%	-0.03%	(\$5M)
2379-TW	Realtek Semiconductor Corp	-3.49%	0.01%	\$2M
300450-CN	Wuxi Lead Intelligent Equipme..	-3.49%	-0.07%	(\$2M)
000660-KR	SK hynix Inc.	-5.81%	-0.07%	(\$37M)
2317-TW	Hon Hai Precision Industry Co...	-8.14%	-0.10%	(\$48M)

Largest Fund Flows, \$

Fund Name	New or Cl..	Flow
T Rowe Price New Asia Fund		\$107M
Swedbank Robur Asienfond		\$90M
Schroder ISF - Asian Opportuniti..		\$90M
iShares Tr. - MSCI All Country A..		\$58M
Matthews Asia Funds - Asia (ex..		\$24M
LO Funds - Asia High Conviction		\$18M
Fidelity Funds SICAV - Asian Eq..		\$17M
JPMorgan Fund ICVC - Asia Gro..		(\$19M)
Fidelity Invnt. Funds - Asia Fund		(\$20M)
Baillie Gifford Overseas Growth ..		(\$22M)
Invesco Funds - Asia Opportuni..		(\$22M)
Matthews Asian Growth & Inco..		(\$38M)
Ninety One Glb. Strat. Fd. - Asia..		(\$59M)
Matthews Pacific Tiger Fund		(\$151M)

Largest Fund Level Changes in Stock Weight, %

Fund Name	Stock Name	New ..	Change
Janus Henderson Asia Equity Fund	Samsung Electronics Co...		5.00%
Natixis Intl. Fds. (Lux) I - Natixis As..	Samsung Electronics Co...	New	4.36%
T Rowe Price New Asia Fund	Samsung Electronics Co...		3.20%
T. Rowe Price Funds SICAV - Asian ..	Samsung Electronics Co...		3.16%
Matthews Asia Funds - Asia (ex-Ja..	Samsung Electronics Co...	New	3.05%
GAM Star Fund Plc - Asian Equity	Taiwan Semiconductor M..		2.51%
BlackRock Global Funds - Asian Gr..	Taiwan Semiconductor M..		2.49%
DJE - Asien	Recruit Holdings Co., Ltd.	Close	-2.33%
GAM Star Fund Plc - Asian Equity	HCL Technologies Limited	Close	-2.37%
Ninety One Glb. Strat. Fd. - Asian E..	SK hynix Inc.	Close	-2.45%
Janus Henderson Asia Equity Fund	Hon Hai Precision Industr..	Close	-2.59%
Ninety One Glb. Strat. Fd. - Asian E..	Hon Hai Precision Industr..	Close	-2.65%
Invesco Funds - Asia Opportuniti..	Infysos Limited		-3.75%
Fidelity Active Strategy - Asia Fund	Taiwan Semiconductor M..		-4.76%

Aggregate Country Holding Changes

Country	Change	Flow
Indonesia	1.16%	\$5M
United States	1.16%	\$6M
Netherlands	1.16%	(\$7M)
Vietnam	0.00%	\$0M
United Kingdom	0.00%	\$0M
Thailand	0.00%	\$0M
Taiwan	0.00%	0.98%
Canada	0.00%	0.00%
Bermuda	0.00%	0.00%
Austria	0.00%	0.00%
Australia	0.00%	-0.02%
Malaysia	-1.16%	(\$2M)
China & HK	-1.16%	(\$52M)
India	-4.65%	(\$46M)

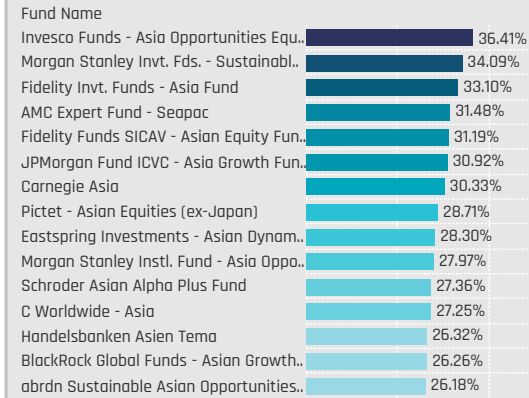
Largest Changes in Fund Country Weight, %

Fund Name	New o..	Country	Change
Natixis Intl. Fds. (Lux) I - Natixis Asia..		South Korea	7.32%
GAM Multistock SICAV - Asia Focus ..		Taiwan	5.22%
Janus Henderson Asia Equity Fund		South Korea	5.10%
Swedbank Robur Asienfond		South Korea	4.07%
BlackRock Global Funds - Asian Gro..		Taiwan	3.62%
Goldman Sachs Funds III - Asia Equi..		Taiwan	3.48%
Sydinvest Fjernosten		South Korea	3.33%
Waverton Invnt. Fds. Plc - Asia Pacific..		South Korea	-2.57%
SEB Asia (ex-Japan) Fund		South Korea	-2.70%
Baring Eastern Trust		India	-2.88%
Polar Capital Funds Plc - Asian Star..	Close	India	-3.15%
Alquity SICAV - Asia Fund		India	-3.29%
Invesco Funds - Asia Opportuniti..		India	-3.75%
Fidelity Active Strategy - Asia Fund		Taiwan	-5.12%

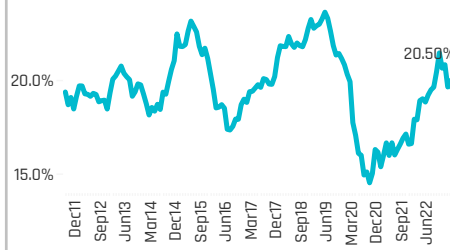
Largest Fund Level Stock Inflows/Outflows, \$

Fund Name	Stock Name	New..	Flow
T Rowe Price New Asia Fund	Samsung Electronics Co...		\$94M
Schroder ISF - Asian Opportunities	Taiwan Semiconductor M..		\$44M
Baillie Gifford Overseas Growth Fun..	Silergy Corp.	New	\$38M
Schroder ISF - Asian Opportunities	Samsung Electronics Co...		\$36M
Baillie Gifford Overseas Growth Fun..	Kuaishou Technology Cla..	New	\$26M
FTIF SICAV - Asian Growth Fund	Samsung SDI Co., Ltd	New	\$24M
T Rowe Price New Asia Fund	Taiwan Semiconductor M..		\$23M
Baillie Gifford Overseas Growth Fun..	Samsung SDI Co., Ltd		(\$20M)
Schroder Asian Alpha Plus Fund	SK hynix Inc.	Close	(\$20M)
Ninety One Glb. Strat. Fd. - Asian E..	Hon Hai Precision Industr..	Close	(\$21M)
Matthews Pacific Tiger Fund	Venture Corporation Limi..		(\$21M)
Ninety One Glb. Strat. Fd. - Asian E..	SK hynix Inc.	Close	(\$22M)
Fidelity Invnt. Funds - Asia Fund	Infysos Limited		(\$36M)
Matthews Pacific Tiger Fund	Taiwan Semiconductor M..		(\$98M)

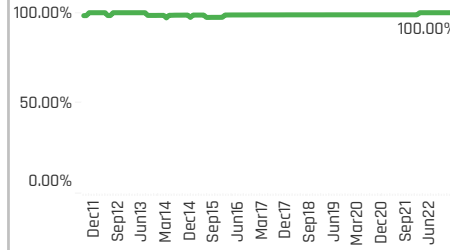
Top Holdings, %



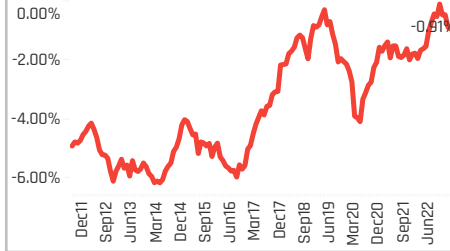
Average Weight: **20.50%**



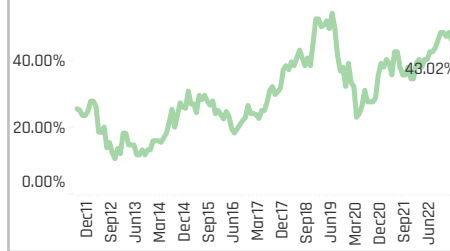
Funds Invested %: **100.00%**



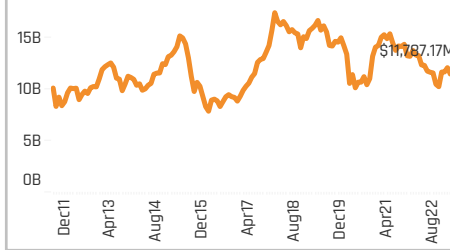
Average Weight vs AAXJ: **-0.91%**



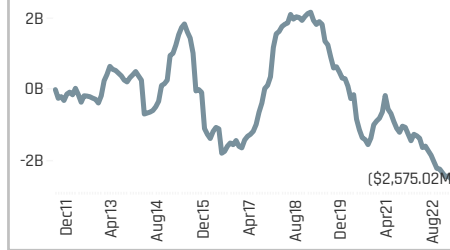
Funds Overweight %: **43.02%**



Combined Fund AUM: **\$11.8B**



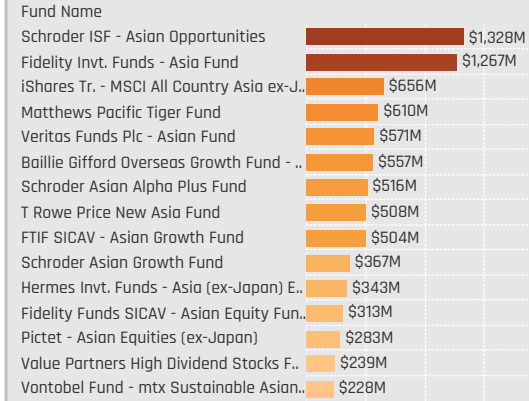
Cumulative Fund Flows: **(\$2,575M)**



Aggregate Stock Holdings Data, Ranked by Most Widely Held.

Ticker	Stock Name	Funds Invested %	Average Weight	Vs Benchmark	Fund AUM, \$
1299-HK	AIA Group Limited	77.91%	3.12%	0.88%	\$1,781M
500180-IN	HDFC Bank Limited	61.63%	2.15%	2.15%	\$1,447M
388-HK	Hong Kong Exchanges & Clear..	59.30%	1.07%	0.20%	\$693M
532174-IN	ICICI Bank Limited	51.16%	1.54%	0.53%	\$1,095M
BBCA-ID	PT Bank Central Asia Tbk	44.19%	1.02%	0.43%	\$541M
005-SG	DBS Group Holdings Ltd	43.02%	1.03%	0.25%	\$385M
3968-HK	China Merchants Bank Co., Lt..	37.21%	0.59%	0.27%	\$247M
2318-HK	Ping An Insurance (Group) Co..	37.21%	0.72%	-0.07%	\$394M
BBRI-ID	PT Bank Rakyat Indonesia (Pe..	31.40%	0.62%	0.20%	\$295M
500010-IN	Housing Development Financ..	27.91%	0.79%	-0.24%	\$413M
BMRI-ID	PT Bank Mandiri (Persero) Tbk	25.58%	0.42%	0.19%	\$358M
U11-SG	United Overseas Bank Ltd. (Si..	24.42%	0.46%	0.03%	\$210M
2388-HK	BOC Hong Kong (Holdings) Li..	17.44%	0.26%	0.06%	\$107M
039-SG	Oversea-Chinese Banking Cor..	16.28%	0.33%	-0.23%	\$325M
500247-IN	Kotak Mahindra Bank Limited	16.28%	0.34%	0.11%	\$303M

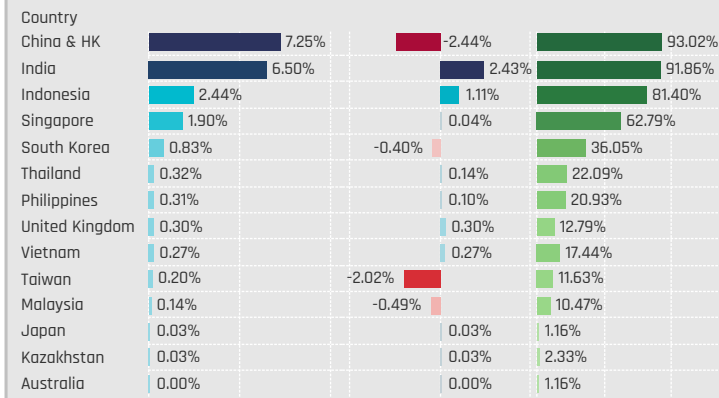
Top Holdings, \$



Top Stock Holdings, %

Fund Name	Ticker	Stock Name	Weight (%)
Fidelity Asia Fund	500180-IN	HDFC Bank Limited	9.72%
AB SICAV I - Asia Low Volatility Equity ..	500180-IN	HDFC Bank Limited	9.23%
Allianz Global Investors Fund - Total Re..	500180-IN	HDFC Bank Limited	9.11%
Morgan Stanley Instl. Fund - Asia Oppo..	500180-IN	HDFC Bank Limited	8.83%
Fidelity Active Strategy - Asia Fund	500180-IN	HDFC Bank Limited	8.71%
JKC Fund - La Francaise JKC Asia Equit..	3908-HK	China International C..	8.16%
Fidelity Funds SICAV - Asian Equity Fun..	1299-HK	AIA Group Limited	7.97%
Nikko AM Global Umbrella Fund - Asia (...)	1299-HK	AIA Group Limited	7.80%
Fidelity Inv. Funds - Asia Fund	1299-HK	AIA Group Limited	7.66%
Morgan Stanley Instl. Fund - Asia Oppo..	532174-IN	ICICI Bank Limited	6.66%
HSBC GIF - Asia (ex-Japan) Equity	1299-HK	AIA Group Limited	6.63%
Mirabaud - Equities Asia (ex-Japan)	1299-HK	AIA Group Limited	6.54%
AB SICAV I - Asia Low Volatility Equity ..	1299-HK	AIA Group Limited	6.44%
FTGF Plc - Martin Currie Asia Long-Ter..	500180-IN	HDFC Bank Limited	6.19%
Franklin Asian Equity Fund	1299-HK	AIA Group Limited	6.10%

Aggregate Country Holdings, %



Top Country Holdings, %

Fund Name	Country	Weight (%)
Morgan Stanley Instl. Fund - Asia Oppo..	India	19.94%
AMC Expert Fund - Seapac	China & HK	16.94%
SEB Asia (ex-Japan) Fund	China & HK	15.55%
Morgan Stanley Inv. Fds. - Sustainabl..	India	14.77%
Fidelity Funds SICAV - Asian Equity Fun..	India	14.31%
Fidelity Inv. Funds - Asia Fund	India	13.20%
TT International Funds Plc - Asia-Pacifi..	India	12.94%
Eastspring Investments - Asian Dynam..	China & HK	12.73%
Value Partners High Dividend Stocks F..	China & HK	12.32%
Pictet - Asian Equities (ex-Japan)	China & HK	12.09%
C Worldwide - Asia	India	12.01%
FTIF SICAV - Asian Growth Fund	India	11.87%
LO Funds - Asia High Conviction	China & HK	11.76%
Fidelity Inv. Funds - Asia Fund	China & HK	11.60%
JPMorgan Fund ICVC - Asia Growth Fun..	India	11.31%

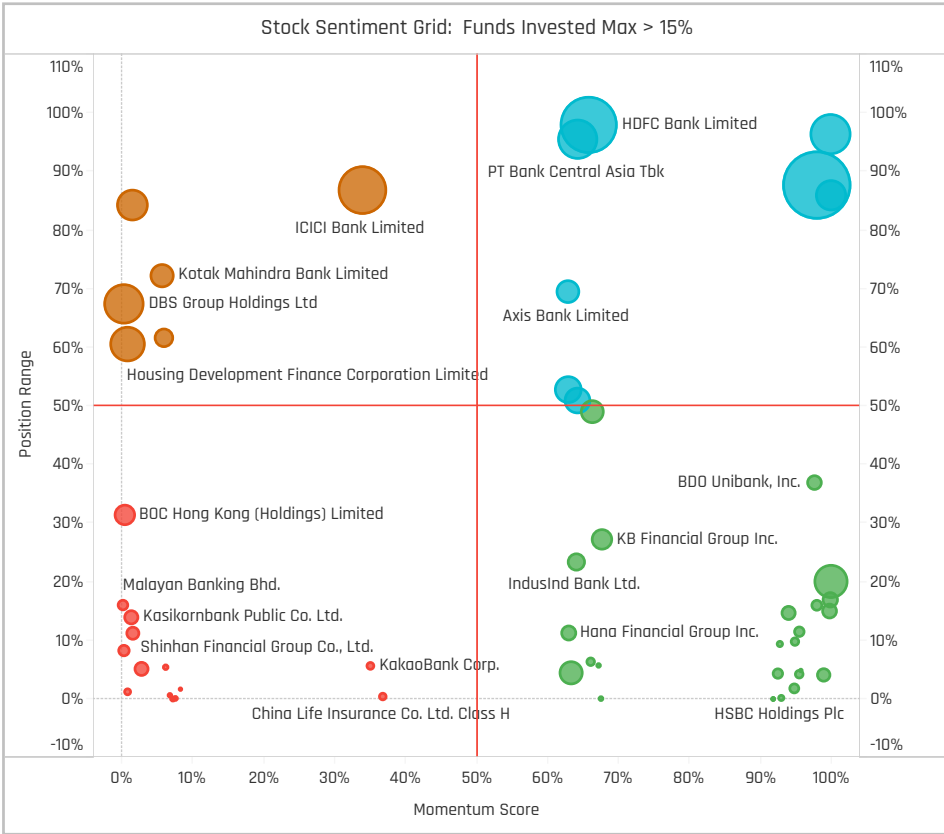
Top Stock Holdings, \$

Fund Name	Ticker	Stock Name	Value (\$)
Fidelity Inv. Funds - Asia Fund	1299-HK	AIA Group Limited	\$293M
Schroder ISF - Asian Opportunities	1299-HK	AIA Group Limited	\$276M
Veritas Funds Plc - Asian Fund	500180-IN	HDFC Bank Limited	\$247M
Schroder ISF - Asian Opportunities	500180-IN	HDFC Bank Limited	\$228M
Veritas Funds Plc - Asian Fund	500247-IN	Kotak Mahindra Bank Li..	\$195M
Fidelity Inv. Funds - Asia Fund	500180-IN	HDFC Bank Limited	\$195M
Schroder ISF - Asian Opportunities	039-SG	Oversea-Chinese Bankin..	\$162M
Schroder ISF - Asian Opportunities	STAN-GB	Standard Chartered PLC	\$157M
Schroder ISF - Asian Opportunities	2601-HK	China Pacific Insurance (...)	\$136M
Matthews Pacific Tiger Fund	532174-IN	ICICI Bank Limited	\$135M
FTIF SICAV - Asian Growth Fund	1299-HK	AIA Group Limited	\$121M
Schroder ISF - Asian Opportunities	BMRI-ID	PT Bank Mandiri (Perser..	\$118M
Fidelity Inv. Funds - Asia Fund	BBCA-ID	PT Bank Central Asia Tbk	\$116M
Matthews Pacific Tiger Fund	BBCA-ID	PT Bank Central Asia Tbk	\$109M
FTIF SICAV - Asian Growth Fund	532174-IN	ICICI Bank Limited	\$107M

Largest Changes in Fund Weight, %

Fund Name	New or C..	Change
DJE - Asien		5.58%
AB FCP I - Asia (ex-Japan) Equit..		2.98%
Nordea Asian Stars Fund		2.74%
Manulife Global Fund - Sustaina..		2.15%
Fidelity Active Strategy - Asia F..		1.58%
Baillie Gifford Overseas Growth ..		1.55%
Ninety One Glb. Strat. Fd. - Asia..		1.41%
Carnegie Asia		-4.41%
BlackRock Global Funds - Asian ..		-4.68%
Robeco Capital Gr. Fds. - Asian S..		-5.05%
Morgan Stanley Instl. Fund - Asi..		-5.06%
GAM Star Fund Plc - Asian Equity		-5.28%
GAM Multistock SICAV - Asia Foc..		-7.09%
Swedbank Robur Asienfond		-7.94%

Ave Wgt Δ	Funds Invested Δ	Fund Flows, \$	Av Wgt vs AAXJ Δ	Funds O/W % Δ
-1.04%	0.00%	(\$351M)	-0.83%	-5.81%



Aggregate Stock Holdings Changes

Ticker	Stock Name	Funds Invested % Δ	Average Weight Δ	Fund Flows, \$
BBL-TH	Bangkok Bank Public Company..	5.81%	0.06%	\$25M
3968-HK	China Merchants Bank Co., Ltd..	5.81%	0.21%	\$20M
388-HK	Hong Kong Exchanges & Cleari..	4.65%	0.27%	\$40M
2318-HK	Ping An Insurance (Group) Co..	4.65%	0.37%	\$108M
2601-HK	China Pacific Insurance (Group..	3.49%	0.09%	\$25M
105560-KR	KB Financial Group Inc.	3.49%	-0.02%	(\$1M)
BPI-PH	Bank of the Philippine Islands	2.33%	0.02%	\$6M
2891-TW	CTBC Financial Holding Compa..	-2.33%	-0.05%	(\$4M)
2884-TW	E.SUN Financial Holding Co., Lt..	-3.49%	-0.05%	(\$59M)
D05-SG	DBS Group Holdings Ltd	-3.49%	-0.35%	(\$60M)
540777-IN	HDFC Life Insurance Co. Ltd.	-3.49%	-0.06%	(\$15M)
2388-HK	BOC Hong Kong (Holdings) Lim..	-3.49%	-0.09%	(\$18M)
2328-HK	PICC Property & Casualty Co., ..	-5.81%	-0.08%	(\$15M)
1155-MY	Malayan Banking Bhd.	-6.98%	-0.13%	(\$33M)

Largest Fund Flows, \$

Fund Name	New or Cl..	Flow
Schroder ISF - Asian Opportunit..		\$95M
iShares Tr. - MSCI All Country A..		\$52M
DJE - Asien		\$22M
Swedbank Robur Asienfond		\$19M
Invesco Funds - Asia Opportuni..		\$9M
FTIF SICAV - Asian Growth Fund		\$8M
AB FCP I - Asia (ex-Japan) Equi..		\$7M
Fidelity Funds SICAV - Asian Eq..		(\$33M)
LO Funds - Asia High Conviction		(\$37M)
Matthews Asian Growth & Inco..		(\$37M)
BlackRock Global Funds - Asian ..		(\$51M)
Fidelity Inv. Funds - Asia Fund		(\$51M)
JPMorgan Fund ICVC - Asia Gro..		(\$78M)
Matthews Pacific Tiger Fund		(\$147M)

Largest Fund Level Changes in Stock Weight, %

Fund Name	Stock Name	New ..	Change
Swedbank Robur Asienfond	Ping An Insurance (Group..		3.08%
Nomura Fds. Ireland Plc - Asia (ex..	ICI CI Bank Limited	New	2.98%
Polar Capital Funds Plc - Asian Sta..	HDFC Bank Limited	New	2.95%
Invesco Funds - Asia Opportunitie..	China Merchants Bank C..	New	2.94%
Sydivest Fjernosten	HDFC Bank Limited	New	2.76%
Carnegie Asia	Industrial and Commerci..	New	2.64%
Spaengler IQAM Asia Stock	Cathay Financial Holding..		2.55%
Prisma Asianavigator UI	ICI CI Bank Limited	Close	-2.87%
Invesco Funds - Asia Opportunitie..	Kasikornbank Public Co. L..	Close	-2.90%
Sydivest Fjernosten	PT Bank Mandiri (Persero..	Close	-2.94%
Carnegie Asia	AIA Group Limited		-2.99%
BlackRock Global Funds - Asian Gr..	Malayan Banking Bhd.	Close	-3.00%
TT International Funds Plc - Asia-P..	Hana Financial Group Inc.		-3.08%
Morgan Stanley Instl. Fund - Asia ..	ICI CI Bank Limited		-3.46%

Aggregate Country Holding Changes

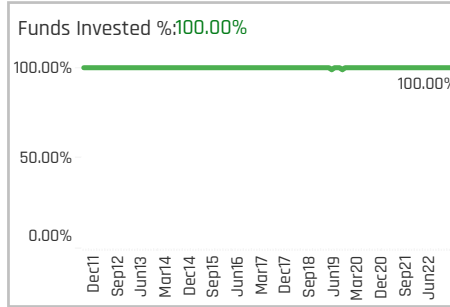
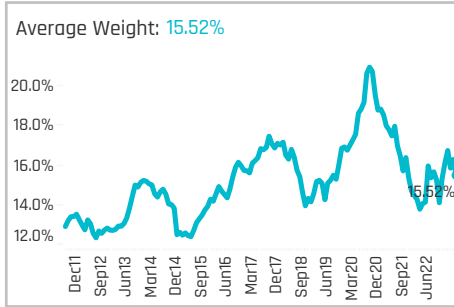
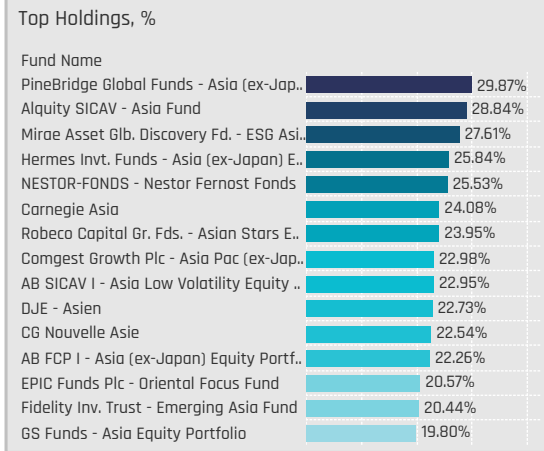
Country	Change	Flow
Philippines	2.33%	\$9M
Vietnam	1.16%	(\$38M)
Thailand	1.16%	\$15M
South Korea	1.16%	\$1M
United States	0.00%	\$1M
United Kingdom	0.00%	\$1M
Sri Lanka	0.00%	
Canada	0.00%	
Bangladesh	0.00%	
Australia	-1.16%	(\$2M)
India	-1.16%	(\$138M)
China & HK	-2.33%	\$120M
Malaysia	-4.65%	\$1M
Taiwan	-5.81%	(\$57M)

Largest Changes in Fund Country Weight, %

Fund Name	New o..	Country	Change
DJE - Asien		China & HK	6.21%
BlackRock Global Funds - Asian Gro..		China & HK	5.03%
Invesco Funds - Asia Opportunitie..		China & HK	4.76%
Natixis Intl. Fds. (Lux) I - Natixis Asia..		China & HK	4.40%
AB FCP I - Asia (ex-Japan) Equity Po..		China & HK	4.30%
FTIF SICAV - Asian Growth Fund		China & HK	3.93%
Invesco Funds - Asia Opportunitie..		South Korea	3.68%
Invesco Funds - Asia Opportunitie..		Singapore	-3.69%
DJE - Asien		India	-3.72%
LO Funds - Asia High Conviction		Indonesia	-3.81%
Pictet - Asian Equities (ex-Japan)		India	-4.55%
Janus Henderson Asia Equity Fund		India	-4.87%
Swedbank Robur Asienfond		India	-6.10%
Morgan Stanley Instl. Fund - Asia O..		India	-6.84%

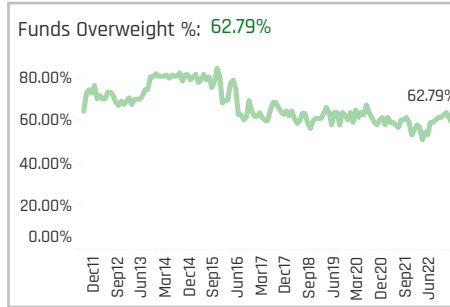
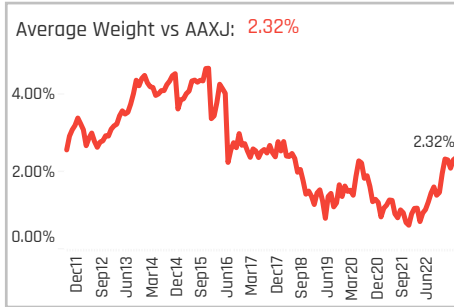
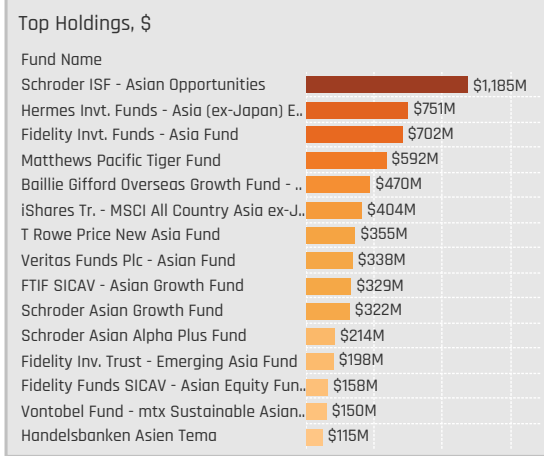
Largest Fund Level Stock Inflows/Outflows, \$

Fund Name	Stock Name	New..	Flow
Fidelity Inv. Funds - Asia Fund	Shriram Finance Limited	New	\$43M
Baillie Gifford Overseas Growth Fun..	Ping An Insurance (Group..		\$42M
T Rowe Price New Asia Fund	CIMB Group Holdings Bhd	New	\$32M
FTIF SICAV - Asian Growth Fund	Hong Kong Exchanges & ..	New	\$25M
Schroder ISF - Asian Opportunities	AIA Group Limited		\$21M
Fidelity Inv. Funds - Asia Fund	ICI CI Bank Limited		\$20M
Baillie Gifford Overseas Growth Fun..	Star Health & Allied Insur..	New	\$19M
Baillie Gifford Overseas Growth Fun..	ICI CI Lombard General In..	Close	(\$27M)
Fidelity Inv. Funds - Asia Fund	Housing Development Fin..		(\$28M)
Matthews Pacific Tiger Fund	CITIC Securities Co. Ltd. C..		(\$28M)
FTIF SICAV - Asian Growth Fund	PT Bank Central Asia Tbk		(\$29M)
Matthews Pacific Tiger Fund	AIA Group Limited		(\$34M)
Matthews Pacific Tiger Fund	ICI CI Bank Limited		(\$42M)
Fidelity Inv. Funds - Asia Fund	E.SUN Financial Holding C..	Close	(\$54M)



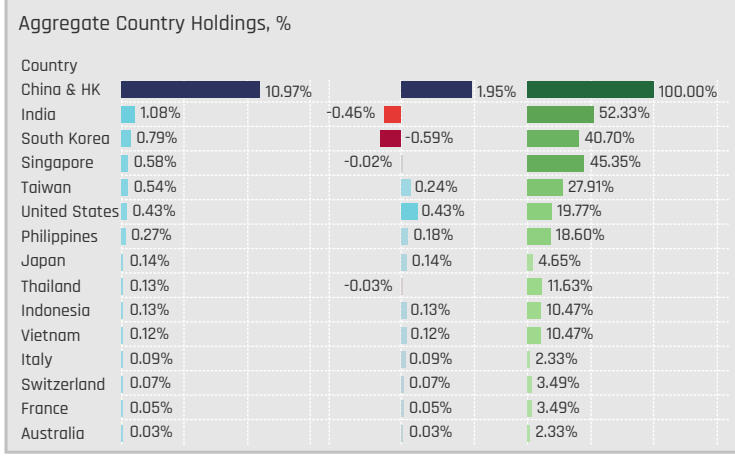
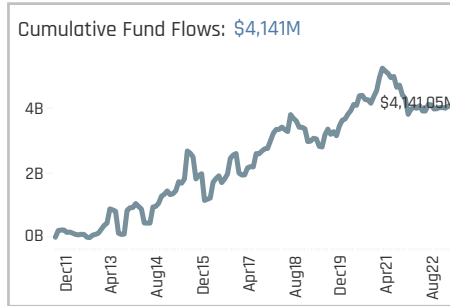
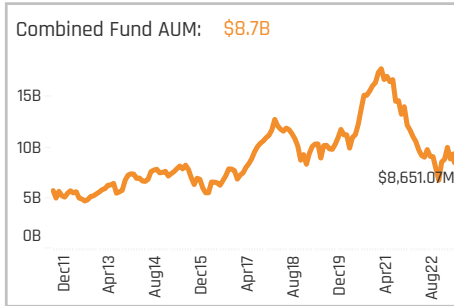
Aggregate Stock Holdings Data, Ranked by Most Widely Held.

Ticker	Stock Name	Funds Invested %	Average Weight	Vs Benchmark	Fund AUM, \$
9988-HK	Alibaba Group Holding Ltd.	82.56%	3.14%	0.43%	\$1,800M
9618-HK	JD.com, Inc. Class A	54.65%	0.77%	0.12%	\$643M
SE-US	Sea Ltd. (Singapore) Sponsor..	38.37%	0.49%	0.01%	\$354M
YUMC-US	Yum China Holdings, Inc.	29.07%	0.63%	0.18%	\$492M
2313-HK	Shenzhou International Group..	27.91%	0.32%	0.18%	\$179M
PDD-US	Pinduoduo, Inc. Sponsored AD..	24.42%	0.48%	-0.12%	\$212M
9961-HK	Trip Com Group Ltd	22.09%	0.41%	0.41%	\$176M
1211-HK	BYD Company Limited Class H	22.09%	0.35%	-0.08%	\$105M
000333-CN	Midea Group Co. Ltd. Class A	22.09%	0.40%	0.40%	\$327M
532500-IN	Maruti Suzuki India Limited	19.77%	0.26%	0.03%	\$109M
2331-HK	Li Ning Company Limited	19.77%	0.23%	-0.06%	\$136M
1910-HK	Samsonite International S.A.	19.77%	0.43%	0.43%	\$248M
TCOM-US	Trip.com Group Ltd. Sponsore..	18.60%	0.34%	0.00%	\$127M
601888-CN	China Tourism Group Duty Fre..	18.60%	0.21%	0.15%	\$193M
000270-KR	Kia Corp.	13.95%	0.25%	-0.04%	\$74M



Top Stock Holdings, %

Fund Name	Ticker	Stock Name	Percentage
JKC Fund - La Francaise JKC Asia Equit..	5904-TW	POYA International Co..	9.88%
PineBridge Global Funds - Asia (ex-Jap..	PDD-US	Pinduoduo, Inc. Spons..	7.73%
Fidelity Inv. Trust - Emerging Asia Fund	9988-HK	Alibaba Group Holding..	7.05%
Spaengler IQAM Asia Stock	9988-HK	Alibaba Group Holding..	6.44%
NESTOR-FONDS - Nestor Fernost Fonds	1161-HK	Water Oasis Group Li..	6.08%
Hamon Asian Funds - Asia ESG Focus F..	1211-HK	BYD Company Limited..	6.07%
DJE - Asien	1913-HK	Prada S.p.A.	6.06%
EPIC Funds Plc - Oriental Focus Fund	3306-HK	JNBY Design Limited	5.98%
Morgan Stanley Instl. Fund - Asia Oppo..	TCOM-US	Trip.com Group Ltd. Sp..	5.90%
GS Funds - Asia Equity Portfolio	9988-HK	Alibaba Group Holding..	5.89%
AB SICAV I - Asia Low Volatility Equity ..	1910-HK	Samsonite Internatio..	5.85%
Invesco Funds - Asia Opportunities Equ..	9988-HK	Alibaba Group Holding..	5.84%
Mirabaud - Equities Asia (ex-Japan)	9988-HK	Alibaba Group Holding..	5.80%
Swedbank Robur Asienfond	9988-HK	Alibaba Group Holding..	5.66%
DJE - Asien	41-HK	Great Eagle Holdings ..	5.51%



Top Country Holdings, %

Fund Name	Country	Percentage
PineBridge Global Funds - Asia (ex-Jap..	China & HK	28.30%
NESTOR-FONDS - Nestor Fernost Fonds	China & HK	18.94%
DJE - Asien	China & HK	16.67%
GAM Star Fund Plc - Asian Equity	China & HK	16.45%
Robeco Capital Gr. Fds. - Asian Stars E..	China & HK	16.19%
Prisma Asianavigator UI	China & HK	15.84%
Comgest Growth Plc - Asia Pac (ex-Jap..	China & HK	15.29%
CG Nouvelle Asie	China & HK	15.05%
Schroder Asian Growth Fund	China & HK	14.98%
AMC Expert Fund - Seapac	China & HK	14.94%
AB FCP I - Asia (ex-Japan) Equity Portf..	China & HK	14.85%
Fidelity Inv. Funds - Asia Fund	China & HK	14.81%
Mirae Asset Gbl. Discovery Fd. - ESG Asi..	China & HK	14.80%
EPIC Funds Plc - Oriental Focus Fund	China & HK	14.80%
Fidelity Inv. Trust - Emerging Asia Fund	China & HK	14.78%

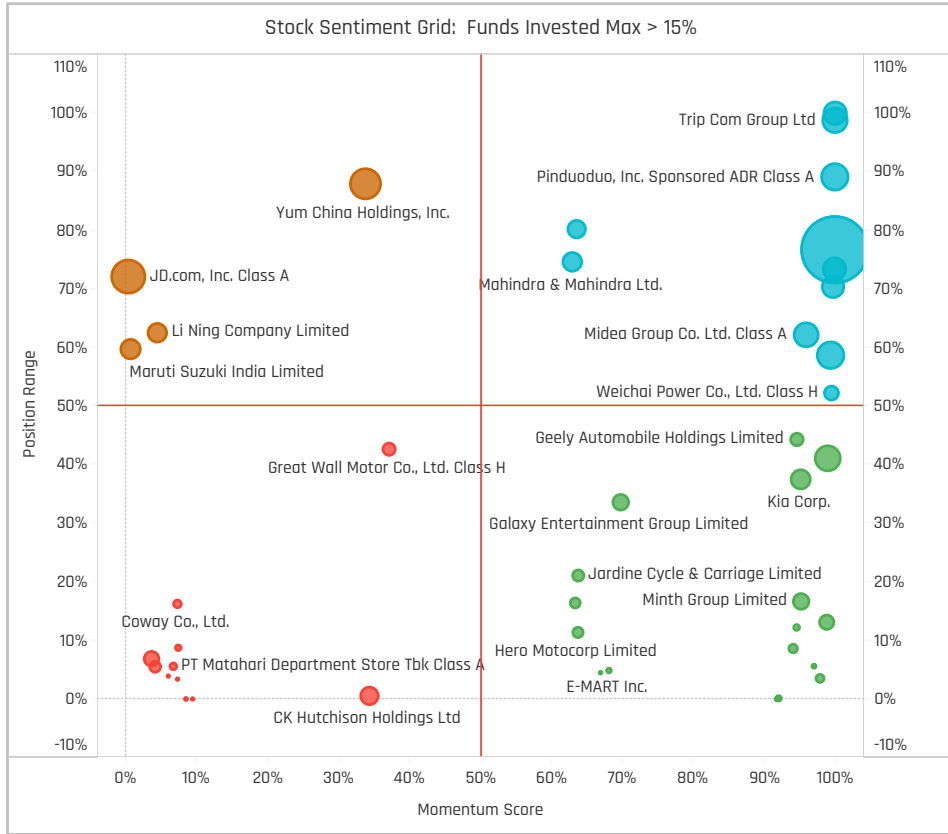
Top Stock Holdings, \$

Fund Name	Ticker	Stock Name	Amount
Schroder ISF - Asian Opportunities	9988-HK	Alibaba Group Holding L..	\$195M
Fidelity Inv. Funds - Asia Fund	9988-HK	Alibaba Group Holding L..	\$153M
Schroder ISF - Asian Opportunities	1910-HK	Samsonite International..	\$146M
Matthews Pacific Tiger Fund	9988-HK	Alibaba Group Holding L..	\$138M
Schroder ISF - Asian Opportunities	HTHT-US	H World Group Limited S..	\$121M
Veritas Funds Plc - Asian Fund	9988-HK	Alibaba Group Holding L..	\$118M
Hermes Inv. Funds - Asia (ex-Japan) E..	1-HK	CK Hutchison Holdings L..	\$118M
Matthews Pacific Tiger Fund	YUMC-US	Yum China Holdings, Inc.	\$112M
Schroder ISF - Asian Opportunities	000333-..	Midea Group Co. Ltd. Cla..	\$102M
Hermes Inv. Funds - Asia (ex-Japan) E..	UHR-CH	Swatch Group Ltd. Bearer	\$102M
Schroder ISF - Asian Opportunities	MC-FR	LVMH Moet Hennessy Lo..	\$96M
Hermes Inv. Funds - Asia (ex-Japan) E..	7267-JP	Honda Motor Co., Ltd.	\$95M
Schroder ISF - Asian Opportunities	YUMC-US	Yum China Holdings, Inc.	\$95M
Schroder ISF - Asian Opportunities	27-HK	Galaxy Entertainment Gr..	\$94M
iShares Tr. - MSCI All Country Asia ex-J..	9988-HK	Alibaba Group Holding L..	\$83M

Largest Changes in Fund Weight, %

Fund Name	New or C..	Change
Carnegie Asia		0.43%
Janus Henderson Asia Equity Fu..		6.90%
Swedbank Robur Asienfond		5.76%
GAM Star Fund Plc - Asian Equity		5.25%
Robeco Capital Gr. Fds. - Asian S..		5.18%
NESTOR-FONDS - Nestor Fernast..		4.98%
Prisma Asianavigator UI		4.61%
Wellington Mgmt. Fds. (LU) - Asi..		-0.66%
SEB Asia (ex-Japan) Fund		-1.34%
Natixis Intl. Fds. (Lux) I - Natixis ..		-1.71%
Matthews Asia Funds - Asia (ex..		-2.90%
Matthews Asian Growth & Inco..		-4.09%
DJE - Asien		-6.87%
Fidelity Active Strategy - Asia F..		-7.76%

Ave Wgt Δ	Funds Invested Δ	Fund Flows, \$	Av Wgt vs AAXJ Δ	Funds O/W % Δ
1.38%	0.00%	\$91M	0.84%	1.15%



Aggregate Stock Holdings Changes

Ticker	Stock Name	Funds Invested % Δ	Average Weight Δ	Fund Flows, \$
PDD-US	Pinduoduo, Inc. Sponsored AD..	6.98%	0.10%	\$26M
9961-HK	Trip Com Group Ltd	5.81%	0.17%	\$39M
1211-HK	BYD Company Limited Class H	5.81%	0.14%	\$60M
TCOM-US	Trip.com Group Ltd. Sponsored..	4.65%	0.10%	\$5M
2313-HK	Shenzhou International Group ..	3.49%	0.09%	\$29M
SE-US	Sea Ltd. (Singapore) Sponsore..	2.33%	0.16%	\$11M
9988-HK	Alibaba Group Holding Ltd.	2.33%	0.70%	\$166M
005380-KR	Hyundai Motor Company	-2.33%	0.00%	\$18M
002241-CN	GoerTek Inc. Class A	-2.33%	-0.03%	(\$14M)
532500-IN	Maruti Suzuki India Limited	-2.33%	-0.10%	(\$38M)
NIO-US	NIO Inc. Sponsored ADR Class A	-3.49%	-0.03%	(\$8M)
MINT.W7-TH	Minor International Public Co L..	-3.49%	0.00%	\$0M
6110-HK	Topsports International Holdin..	-4.65%	-0.02%	(\$68M)
9618-HK	JD.com, Inc. Class A	-4.65%	-0.27%	(\$55M)

Largest Fund Flows, \$

Fund Name	New or Cl..	Flow
Fidelity Inv. Funds - Asia Fund		\$142M
Schroder ISF - Asian Opportunit..		\$119M
Swedbank Robur Asienfond		\$56M
iShares Tr. - MSCI All Country A..		\$40M
BlackRock Global Funds - Asian ..		\$19M
Fidelity Funds SICAV - Asian Eq..		\$15M
Fidelity Inv. Trust - Emerging As..		\$13M
FTIF SICAV - Asian Growth Fund		(\$16M)
JPMorgan Fund ICVC - Asia Gro..		(\$18M)
LO Funds - Asia High Conviction		(\$25M)
Baillie Gifford Overseas Growth ..		(\$31M)
T Rowe Price New Asia Fund		(\$41M)
Matthews Asian Growth & Inco..		(\$48M)
Matthews Pacific Tiger Fund		(\$133M)

Largest Fund Level Changes in Stock Weight, %

Fund Name	Stock Name	New ..	Change
Invesco Funds - Asia Opportuniti..	Alibaba Group Holding Lt..		4.35%
Skandia Asia	Alibaba Group Holding Lt..	New	4.22%
Lansforsakringar Asienfonden	Alibaba Group Holding Lt..	New	4.15%
Carnegie Asia	BYD Company Limited Cl..	New	3.54%
Waverton Inv. Fds. Plc - Asia Pacif..	Sea Ltd. (Singapore) Spo..		3.52%
Carnegie Asia	Alibaba Group Holding Lt..		3.50%
Carnegie Asia	Yum China Holdings, Inc.	New	3.19%
SEB Asia (ex-Japan) Fund	Central Retail Corporatio..	Close	-2.12%
Natixis Intl. Fds. (Lux) I - Natixis As..	Shinsegae Co., Ltd	Close	-2.33%
Janus Henderson Asia Equity Fund	Yum China Holdings, Inc.	Close	-2.50%
DJE - Asien	Great Eagle Holdings Lim..		-2.89%
DJE - Asien	Shimano Inc.	Close	-3.09%
Fidelity Active Strategy - Asia Fund	Galaxy Entertainment Gr..	Close	-3.40%
Fidelity Active Strategy - Asia Fund	Li Ning Company Limited	Close	-3.42%

Aggregate Country Holding Changes

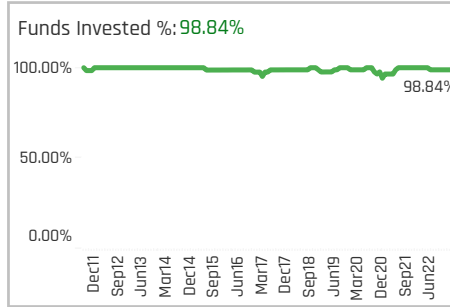
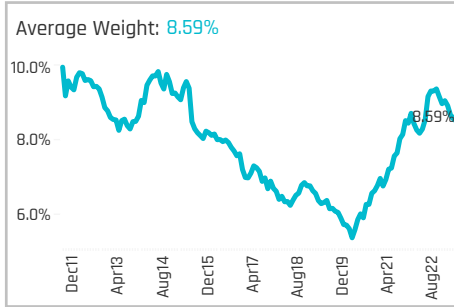
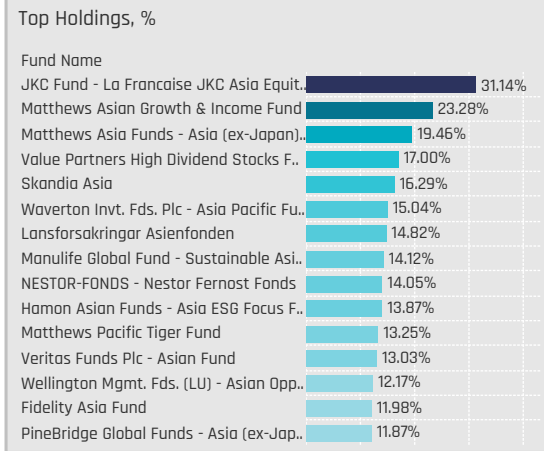
Country	Change	Flow
Singapore	4.65%	\$18M
Vietnam	3.49%	\$9M
United States	2.33%	(\$4M)
Australia	1.16%	\$1M
Thailand	1.16%	(\$1M)
United Kingdom	0.00%	
Taiwan	0.00%	(\$21M)
Cayman Islands	0.00%	\$0M
Cambodia	0.00%	
Bangladesh	0.00%	\$0M
Japan	-1.16%	(\$6M)
India	-2.33%	(\$39M)
South Korea	-2.33%	(\$29M)
Indonesia	-2.33%	(\$7M)

Largest Changes in Fund Country Weight, %

Fund Name	New a..	Country	Change
Carnegie Asia		China & HK	10.37%
Robeco Capital Gr. Fds. - Asian Star..		China & HK	5.26%
NESTOR-FONDS - Nestor Fernast Fo..		China & HK	5.05%
GAM Star Fund Plc - Asian Equity		China & HK	4.86%
Baring Eastern Trust		China & HK	4.71%
Swedbank Robur Asienfond		China & HK	4.60%
Fidelity Inv. Funds - Asia Fund		China & HK	4.39%
Matthews Asian Growth & Income F..		China & HK	-1.95%
Matthews Asia Funds - Asia (ex-Jap..		China & HK	-2.02%
SEB Asia (ex-Japan) Fund	Close	Thailand	-2.12%
Natixis Intl. Fds. (Lux) I - Natixis Asia..	Close	South Korea	-2.33%
DJE - Asien		China & HK	-3.19%
DJE - Asien	Close	Japan	-3.61%
Fidelity Active Strategy - Asia Fund		China & HK	-7.76%

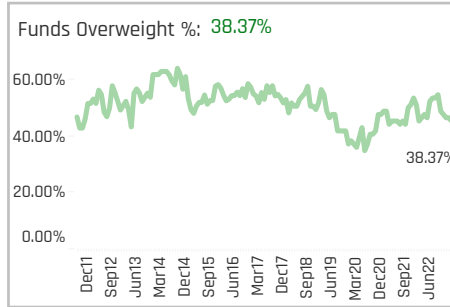
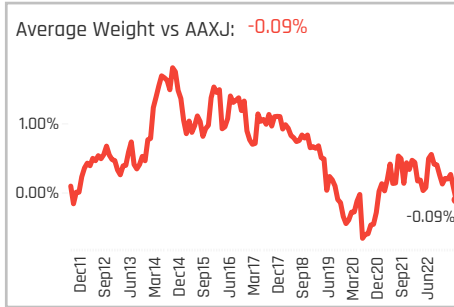
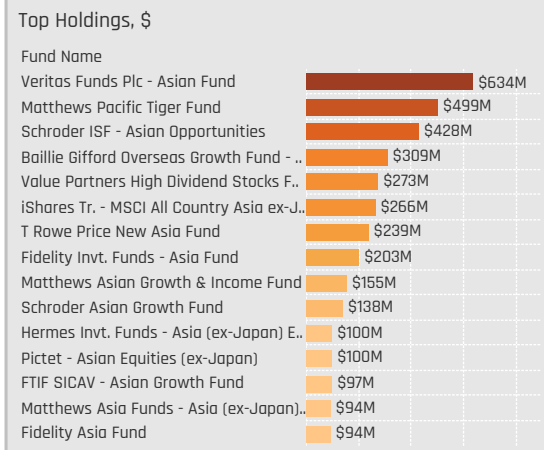
Largest Fund Level Stock Inflows/Outflows, \$

Fund Name	Stock Name	New..	Flow
Schroder ISF - Asian Opportunities	Alibaba Group Holding Lt..		\$49M
Fidelity Inv. Funds - Asia Fund	BYD Company Limited Cl..	New	\$41M
Fidelity Inv. Funds - Asia Fund	China Tourism Group Dut..	New	\$37M
Fidelity Inv. Funds - Asia Fund	Zhejiang Supor Co., Ltd. ..		\$37M
Fidelity Inv. Funds - Asia Fund	Alibaba Group Holding Lt..		\$29M
T Rowe Price New Asia Fund	Jiangsu Hengli Hydraulic ..	New	\$29M
Vontobel Fund - mtx Sustainable A..	Pinduoduo, Inc. Sponsore..	New	\$25M
Matthews Pacific Tiger Fund	HL Mando Co., Ltd.		(\$22M)
FTIF SICAV - Asian Growth Fund	Alibaba Group Holding Lt..		(\$22M)
FTIF SICAV - Asian Growth Fund	Yum China Holdings, Inc.		(\$24M)
Schroder ISF - Asian Opportunities	Oppein Home Group, Inc. ..	Close	(\$27M)
Matthews Pacific Tiger Fund	Titan Company Limited		(\$28M)
T Rowe Price New Asia Fund	Maruti Suzuki India Limit..		(\$28M)
Matthews Pacific Tiger Fund	Topsports International ..	Close	(\$44M)



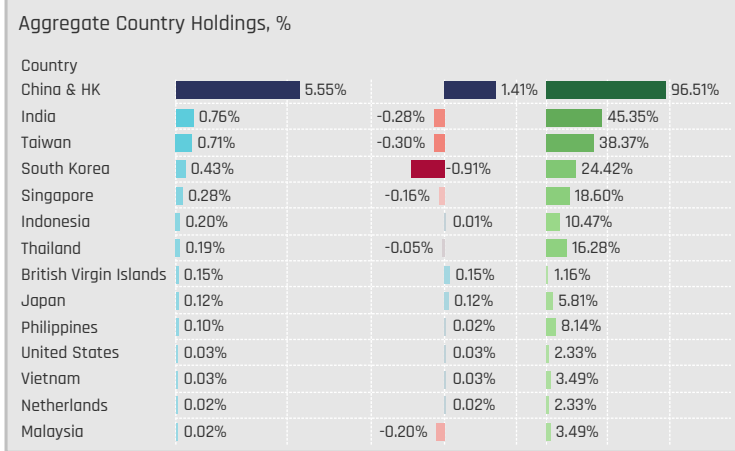
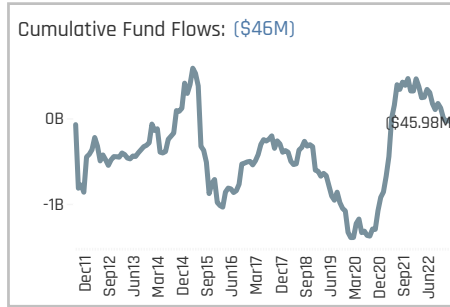
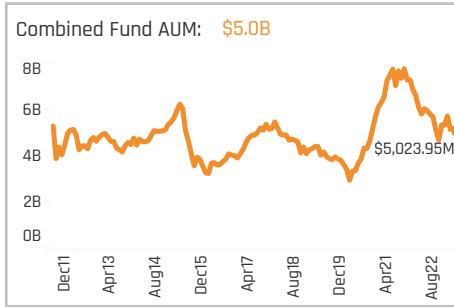
Aggregate Stock Holdings Data, Ranked by Most Widely Held.

Ticker	Stock Name	Funds Invested %	Average Weight	Vs Benchmark	Fund AUM, \$
3690-HK	Meituan Class B	68.60%	1.20%	-0.28%	\$840M
669-HK	Techtronic Industries Co., Ltd.	41.86%	0.66%	0.41%	\$455M
600406-CN	NARI Technology Co., Ltd. Clas..	24.42%	0.35%	0.32%	\$198M
300274-CN	Sungrow Power Supply Co., Lt..	23.26%	0.25%	0.22%	\$183M
300124-CN	Shenzhen Inovance Technola..	23.26%	0.31%	0.29%	\$491M
300750-CN	Contemporary Amperex Tech..	19.77%	0.23%	0.06%	\$44M
5871-TW	Chailease Holding Co. Ltd.	16.28%	0.23%	0.04%	\$181M
AOT-TH	Airports of Thailand Public Co...	15.12%	0.18%	0.02%	\$58M
600031-CN	Sany Heavy Industry Co., Ltd. ..	11.63%	0.15%	0.12%	\$89M
600885-CN	Hongfa Technology Co., Ltd. C..	8.14%	0.07%	0.07%	\$58M
500510-IN	Larsen & Toubro Ltd.	8.14%	0.19%	-0.16%	\$38M
373220-KR	LG Energy Solution Ltd.	8.14%	0.11%	-0.16%	\$46M
300347-CN	Hangzhou Tigermed Consultin..	8.14%	0.08%	0.07%	\$24M
028050-KR	Samsung Engineering Co., Ltd.	8.14%	0.11%	0.05%	\$168M
ICT-PH	International Container Termi..	6.98%	0.09%	0.01%	\$12M



Top Stock Holdings, %

Fund Name	Ticker	Stock Name	Percentage
Matthews Asian Growth & Income Fund	Y7765DAA1	China Conch Venture ..	12.77%
JKC Fund - La Francaise JKC Asia Equit..	2588-HK	BOC Aviation Limited	7.83%
Waverton Invnt. Fds. Plc - Asia Pacific Fu..	ASII-ID	PT Astra International..	6.77%
Veritas Funds Plc - Asian Fund	300124-CN	Shenzhen Inovance Te..	6.56%
NESTOR-FONDS - Nestor Fernost Fonds	398-HK	Oriental Watch Holdin..	5.45%
EPIC Funds Plc - Oriental Focus Fund	500510-IN	Larsen & Toubro Ltd.	5.28%
Fidelity Asia Fund	669-HK	Techtronic Industries ..	5.22%
JKC Fund - La Francaise JKC Asia Equit..	002690-CN	Hefei Meyer Optoelect..	5.19%
Morgan Stanley Instl. Fund - Asia Oppo..	3690-HK	Meituan Class B	5.10%
JKC Fund - La Francaise JKC Asia Equit..	6409-TW	Valtronic Power Techn..	5.10%
DJE - Asien	576-HK	Zhejiang Expressway ..	4.98%
Hamon Asian Funds - Asia ESG Focus F..	500510-IN	Larsen & Toubro Ltd.	4.46%
First Sentier Invs. Glb. Umb. - FSSA Asi..	J36-SG	Jardine Matheson Hol..	4.43%
Maple-Brown Abbott Funds Plc - Asia-E..	9917-TW	Taiwan Secom Co., Ltd.	4.31%
Waverton Invnt. Fds. Plc - Asia Pacific Fu..	5871-TW	Chailease Holding Co. ..	4.22%



Top Country Holdings, %

Fund Name	Country	Percentage
JKC Fund - La Francaise JKC Asia Equit..	China & HK	21.90%
Value Partners High Dividend Stocks F..	China & HK	14.54%
Veritas Funds Plc - Asian Fund	China & HK	13.03%
Matthews Asian Growth & Income Fund	British Virgin Islands	12.77%
NESTOR-FONDS - Nestor Fernost Fonds	China & HK	12.46%
Fidelity Asia Fund	China & HK	11.98%
Matthews Asia Funds - Asia (ex-Japan)..	China & HK	11.78%
Skandia Asia	China & HK	10.65%
Lansforsakringar Asienfonden	China & HK	9.79%
Hamon Asian Funds - Asia ESG Focus F..	China & HK	9.41%
Manulife Global Fund - Sustainable Asi..	China & HK	9.38%
Wellington Mgmt. Fds. (LU) - Asian Opp..	China & HK	9.33%
Nordea 1 - Asia ex-Japan Equity Fund	China & HK	8.72%
PineBridge Global Funds - Asia (ex-Jap..	China & HK	8.57%
AB SICAV I - Asia Low Volatility Equity ..	China & HK	8.48%

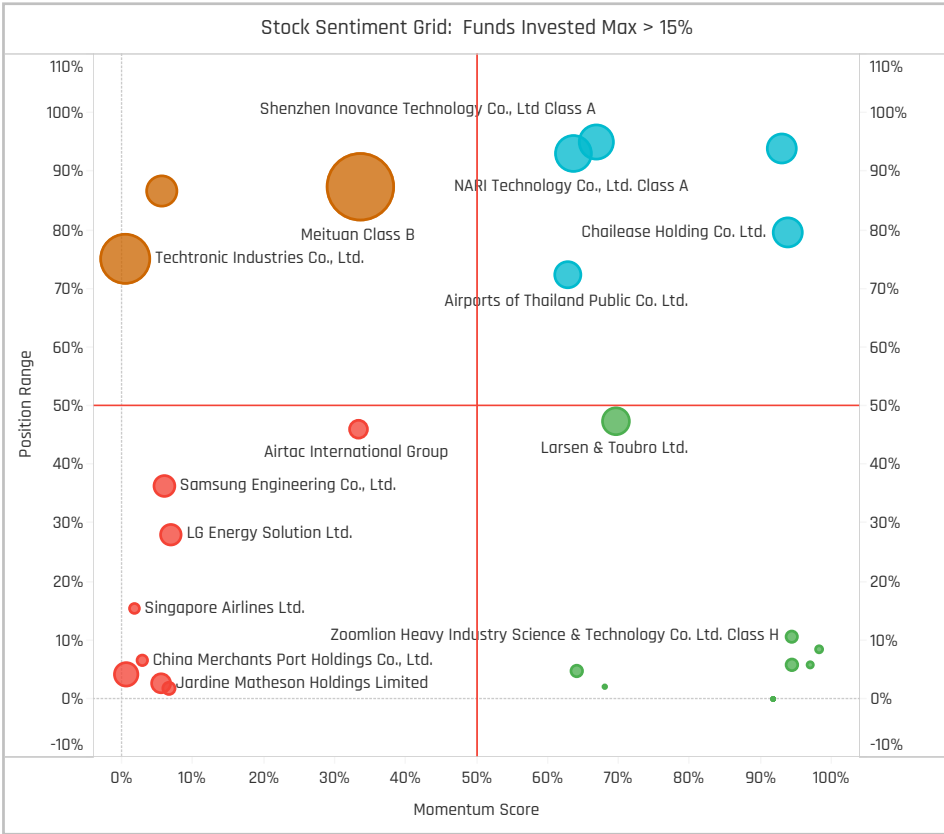
Top Stock Holdings, \$

Fund Name	Ticker	Stock Name	Amount
Veritas Funds Plc - Asian Fund	300124-C..	Shenzhen Inovance Tech..	\$319M
Schroder ISF - Asian Opportunities	669-HK	Techtronic Industries Co...	\$148M
Veritas Funds Plc - Asian Fund	3690-HK	Meituan Class B	\$121M
Matthews Pacific Tiger Fund	3690-HK	Meituan Class B	\$112M
Veritas Funds Plc - Asian Fund	300274-C..	Sungrow Power Supply ..	\$109M
Fidelity Invnt. Funds - Asia Fund	3690-HK	Meituan Class B	\$108M
Matthews Asian Growth & Income Fund	Y7765DA..	China Conch Venture Hol..	\$85M
Matthews Pacific Tiger Fund	5871-TW	Chailease Holding Co. Lt..	\$79M
Matthews Pacific Tiger Fund	300124-C..	Shenzhen Inovance Tech..	\$77M
Schroder ISF - Asian Opportunities	002050-..	Zhejiang Sanhua Intellig..	\$75M
Schroder ISF - Asian Opportunities	1882-HK	Haitian International Hol..	\$74M
Matthews Pacific Tiger Fund	028050-..	Samsung Engineering C..	\$72M
Schroder ISF - Asian Opportunities	3690-HK	Meituan Class B	\$69M
Schroder ISF - Asian Opportunities	603195-C..	Gongniu Group Co. Ltd. C..	\$62M
Baillie Gifford Overseas Growth Fund - ..	028050-..	Samsung Engineering C..	\$59M

Largest Changes in Fund Weight, %

Fund Name	New or C..	Change
Matthews Asian Growth & Inco..		9.23%
DJE - Asien		3.80%
Fidelity Active Strategy - Asia F..		2.65%
Carnegie Asia		2.49%
BlackRock Global Funds - Asian ..		2.43%
NESTOR-FONDS - Nestor Fernast..		2.39%
Waverton Invnt. Fds. Plc - Asia Pa..		1.93%
JPMorgan Fund ICVC - Asia Gro..		-3.60%
Spaengler IQAM Asia Stock		-3.90%
T. Rowe Price Funds SICAV - Asi..		-4.23%
T Rowe Price New Asia Fund		-4.36%
FTGF Plc - Martin Currie Asia Lon..		-4.87%
T Rowe Price Asia Opportunities ..		-5.54%
Baring Eastern Trust		-7.60%

Ave Wgt Δ	Funds Invested Δ	Fund Flows, \$	Av Wgt vs AAXJ Δ	Funds O/W % Δ
-0.59%	0.00%	(\$185M)	-0.36%	-10.47%



Aggregate Stock Holdings Changes

Ticker	Stock Name	Funds Invested % Δ	Average Weight Δ	Fund Flows, \$
3690-HK	Meituan Class B	11.63%	-0.11%	\$19M
300124-CN	Shenzhen Inovance Technolog..	3.49%	-0.05%	(\$6M)
517569-IN	KEI Industries Limited	3.49%	0.02%	\$2M
S51-SG	Sembcorp Marine Ltd	2.33%	0.01%	\$10M
HSAI-US	Hesai Group Sponsored ADR	2.33%	0.00%	\$8M
500510-IN	Larsen & Toubro Ltd.	1.16%	0.00%	\$19M
WNS-US	WNS (Holdings) Limited Spons..	1.16%	0.02%	\$0M
600233-CN	YTO Express Group Co.,Ltd. Cla..	-2.33%	-0.03%	(\$4M)
531344-IN	Container Corporation of India..	-2.33%	-0.09%	(\$20M)
2343-HK	Pacific Basin Shipping Limited	-2.33%	-0.01%	(\$7M)
144-HK	China Merchants Port Holdings..	-2.33%	-0.01%	(\$1M)
C52-SG	Comfortdelgro Corporation Li..	-3.49%	-0.05%	(\$35M)
ASII-ID	PT Astra International Tbk	-3.49%	-0.06%	(\$66M)
669-HK	Techtronic Industries Co., Ltd.	-4.65%	-0.09%	(\$3M)

Largest Fund Flows, \$

Fund Name	New or Cl..	Flow
Schroder ISF - Asian Opportunit..		\$59M
Matthews Asian Growth & Inco..		\$49M
iShares Tr. - MSCI All Country A..		\$29M
BlackRock Global Funds - Asian ..		\$16M
Vontobel Fund - mtx Sustainab..		\$12M
Ninety One Glb. Strat. Fd. - Asia..		\$11M
DJE - Asien		\$11M
Schroder Asian Alpha Plus Fund		(\$11M)
LO Funds - Asia High Conviction		(\$13M)
T. Rowe Price Funds SICAV - Asi..		(\$14M)
JPMorgan Fund ICVC - Asia Gro..		(\$38M)
T Rowe Price New Asia Fund		(\$53M)
Baillie Giffard Overseas Growth ..		(\$69M)
Matthews Pacific Tiger Fund		(\$162M)

Largest Fund Level Changes in Stock Weight, %

Fund Name	Stock Name	New ..	Change
Matthews Asian Growth & Income ..	China Conch Venture Hol..		11.32%
Nomura Fds. Ireland Plc - Asia (ex-..	Meituan Class B	New	2.53%
DJE - Asien	Tokyo Electron Ltd.	New	2.24%
AB FCP I - Asia (ex-Japan) Equity ..	Aluminum Corporation of..	New	2.02%
Carnegie Asia	Supreme Industries Limit..	New	1.96%
Manulife Global Fund - Sustainabl..	Voltronic Power Technolo..	New	1.95%
GAM Star Fund Plc - Asian Equity	WNS (Holdings) Limited ..	New	1.81%
JPMorgan Fund ICVC - Asia Growt..	Meituan Class B		-1.74%
Pictet - Asian Equities (ex-Japan)	Sungrow Power Supply C..		-1.80%
GAM Star Fund Plc - Asian Equity	Larsen & Toubro Ltd.	Close	-2.03%
T Rowe Price Asia Opportunities F..	Comfortdelgro Corporati..	Close	-2.35%
Spaengler IQAM Asia Stock	Singapore Airlines Ltd.	Close	-2.44%
Manulife Global Fund - Sustainabl..	PT Astra International Tbk	Close	-2.44%
FTGF Plc - Martin Currie Asia Long..	Jardine Matheson Holdin..	Close	-4.23%

Aggregate Country Holding Changes

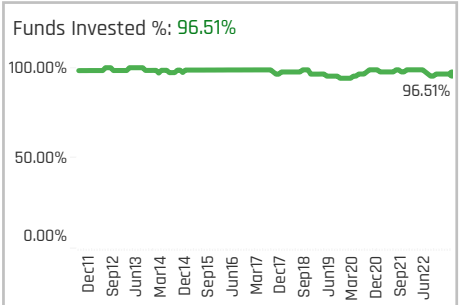
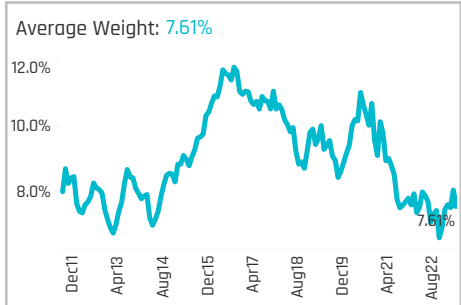
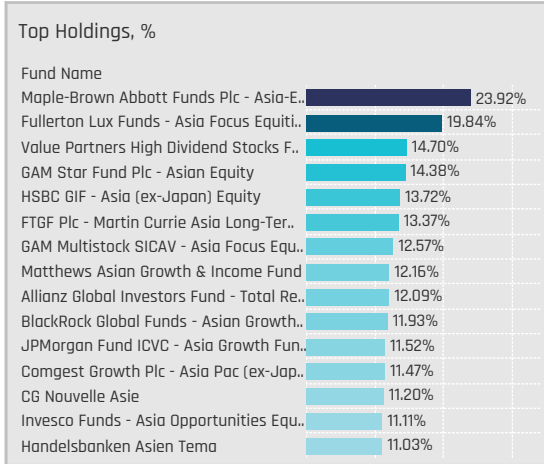
Country	Change	Flow
India	3.49%	(\$54M)
China & HK	2.33%	\$11M
United States	0.00%	(\$5M)
Vietnam	0.00%	(\$1M)
Thailand	-0.07%	(\$34M)
Taiwan	0.00%	\$10%
Sri Lanka	0.00%	0.00%
Malaysia	-0.01%	\$1M
Japan	0.00%	\$9M
British Virgin Islands	0.00%	\$0.13%
Australia	0.00%	0.00%
Indonesia	-3.49%	(\$65M)
South Korea	-3.49%	(\$55M)
Singapore	-5.54%	(\$41M)

Largest Changes in Fund Country Weight, %

Fund Name	New o..	Country	Change
Matthews Asian Growth & Income F..		British Virgin Isl..	11.32%
DJE - Asien		Japan	4.19%
BlackRock Global Funds - Asian Gro..	New	India	2.65%
Fidelity Active Strategy - Asia Fund		China & HK	2.65%
Carnegie Asia	New	India	2.64%
NESTOR-FONDS - Nestor Fernast Fo..		China & HK	2.57%
Manulife Global Fund - Sustainable ..	New	Taiwan	1.95%
Ninety One Glb. Strat. Fd. - Asian Eq..		China & HK	-2.19%
Pictet - Asian Equities (ex-Japan)		China & HK	-2.35%
T Rowe Price Asia Opportunities Fun..	Close	Singapore	-2.35%
Spaengler IQAM Asia Stock	Close	Singapore	-2.44%
Manulife Global Fund - Sustainable ..	Close	Indonesia	-2.44%
FTGF Plc - Martin Currie Asia Long-T..		China & HK	-4.41%
Baring Eastern Trust		China & HK	-7.84%

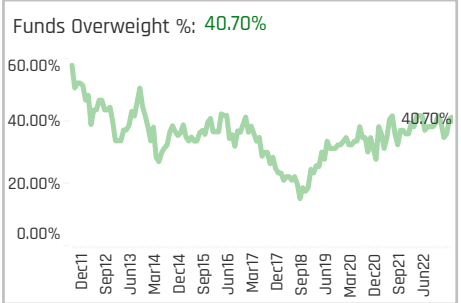
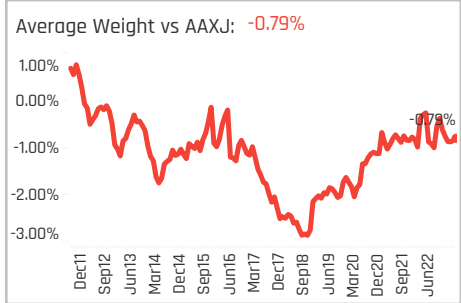
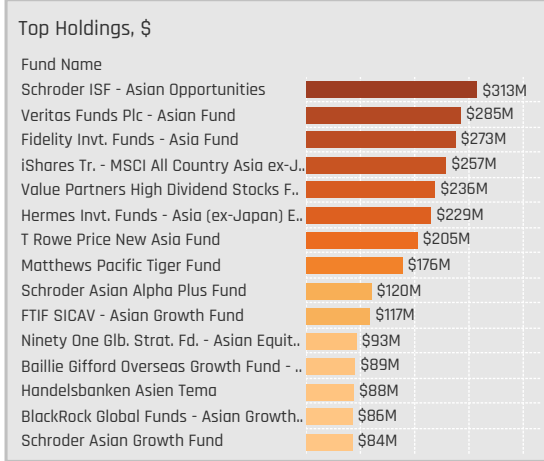
Largest Fund Level Stock Inflows/Outflows, \$

Fund Name	Stock Name	New..	Flow
Matthews Asian Growth & Income ..	China Conch Venture Hol..		\$72M
Schroder ISF - Asian Opportunitie..	Zhejiang Sanhua Intellig..		\$22M
Schroder ISF - Asian Opportunitie..	Tejehong Industries Co...		\$20M
Schroder ISF - Asian Opportunitie..	Meituan Class B		\$18M
Pictet - Asian Equities (ex-Japan)	NARI Technology Co., Ltd..	New	\$17M
Fidelity Invnt. Funds - Asia Fund	Meituan Class B		\$12M
Vontobel Fund - mtx Sustainable A..	Chailease Holding Co. Ltd.	New	\$12M
JPMorgan Fund ICVC - Asia Growth..	Meituan Class B		(\$17M)
Baillie Giffard Overseas Growth Fun..	LG Energy Solution Ltd.	Close	(\$20M)
Baillie Giffard Overseas Growth Fun..	Hyundai Mipo Dockyard C..		(\$22M)
Matthews Pacific Tiger Fund	Shenzhen Inovance Tech..		(\$26M)
T Rowe Price New Asia Fund	Comfortdelgro Corporati..	Close	(\$26M)
Matthews Pacific Tiger Fund	PT Astra International Tbk	Close (\$53M)	
Matthews Pacific Tiger Fund	Ashok Leyland Limited		(\$59M)



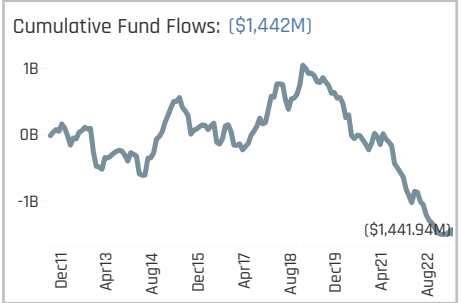
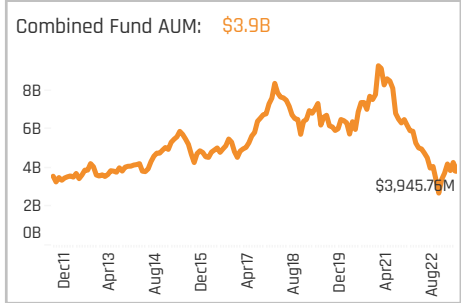
Aggregate Stock Holdings Data, Ranked by Most Widely Held.

Ticker	Stock Name	Funds Invested %	Average Weight	Vs Benchmark	Fund AUM, \$
700-HK	Tencent Holdings Ltd.	84.88%	4.33%	-0.45%	\$2,416M
NTESF-US	NetEase, Inc.	30.23%	0.59%	-0.02%	\$300M
BIDU-US	Baidu Inc Sponsored ADR Clas..	29.07%	0.56%	-0.01%	\$274M
Z74-SG	Singapore Telecommunicatio..	18.60%	0.34%	0.07%	\$106M
TLKM-ID	PT Telkom Indonesia (Persero..	16.28%	0.22%	-0.03%	\$62M
MMYT-US	MakeMyTrip Ltd.	9.30%	0.08%	0.08%	\$19M
6823-HK	HKT Trust and HKT Ltd	9.30%	0.11%	0.02%	\$50M
532454-IN	Bharti Airtel Limited	9.30%	0.21%	-0.17%	\$80M
ADVANC-TH	Advanced Info Service Public ..	4.65%	0.05%	-0.08%	\$18M
300059-CN	East Money Information Co., L..	4.65%	0.06%	0.01%	\$19M
035900-KR	JYP Entertainment Corp	4.65%	0.04%	0.04%	\$8M
030200-KR	KT Corporation	4.65%	0.04%	0.04%	\$17M
017670-KR	SK Telecom Co., Ltd.	4.65%	0.05%	0.05%	\$12M
WB-US	Weibo Corp. Sponsored ADR C..	3.49%	0.02%	0.01%	\$51M
CNVRG-PH	Converge Information & Com..	3.49%	0.01%	0.01%	\$15M



Top Stock Holdings, %

Fund Name	Ticker	Stock Name	Percentage
Maple-Brown Abbott Funds Plc - Asia-E..	941-HK	China Mobile Limited	9.40%
Value Partners High Dividend Stocks F..	728-HK	China Telecom Corp. L..	9.08%
Namura Fds. Ireland Plc - Asia (ex-Japa..	700-HK	Tencent Holdings Ltd.	8.10%
GS Funds - Asia Equity Portfolio	700-HK	Tencent Holdings Ltd.	8.01%
Baring Eastern Trust	700-HK	Tencent Holdings Ltd.	7.68%
Alquity SICAV - Asia Fund	700-HK	Tencent Holdings Ltd.	7.64%
Swedbank Robur Asienfond	700-HK	Tencent Holdings Ltd.	7.50%
Fullerton Lux Funds - Asia Focus Equiti..	Z74-SG	Singapore Telecommu..	7.31%
Nordea Asian Stars Fund	700-HK	Tencent Holdings Ltd.	7.23%
Polar Capital Funds Plc - Asian Stars F..	700-HK	Tencent Holdings Ltd.	7.22%
JPMorgan Fund ICVC - Asia Growth Fun..	700-HK	Tencent Holdings Ltd.	7.06%
Invesco Funds - Asia Opportunities Equ..	700-HK	Tencent Holdings Ltd.	6.94%
T Rowe Price Asia Opportunities Fund	700-HK	Tencent Holdings Ltd.	6.83%
Skandia Asia	700-HK	Tencent Holdings Ltd.	6.82%
Syinvest Fjernosten	700-HK	Tencent Holdings Ltd.	6.81%



Aggregate Country Holdings, %

Country	Percentage	Change	Weight
China & HK	6.21%	-0.29%	94.19%
India	0.36%	-0.08%	25.58%
Singapore	0.34%	0.07%	18.60%
Indonesia	0.22%	-0.03%	16.28%
South Korea	0.22%	0.08%	20.93%
Japan	0.10%	0.10%	4.65%
Thailand	0.07%	-0.10%	6.98%
Malaysia	0.04%	-0.11%	4.65%
Philippines	0.02%	-0.01%	5.81%
United States	0.01%	0.01%	1.16%
Russia	0.00%	0.00%	1.16%
Taiwan	0.00%	-0.44%	1.16%

Top Country Holdings, %

Fund Name	Country	Percentage
Maple-Brown Abbott Funds Plc - Asia-E..	China & HK	16.09%
Value Partners High Dividend Stocks F..	China & HK	13.63%
HSBC GIF - Asia (ex-Japan) Equity	China & HK	13.39%
GAM Star Fund Plc - Asian Equity	China & HK	11.77%
Invesco Funds - Asia Opportunities Equ..	China & HK	11.11%
Wellington Mgmt. Fds. (LU) - Asian Opp..	China & HK	10.94%
GAM Multistock SICAV - Asia Focus Equ..	China & HK	10.84%
Swedbank Robur Asienfond	China & HK	10.78%
Skandia Asia	China & HK	10.06%
Comgest Growth Plc - Asia Pac (ex-Jap..	China & HK	9.66%
JPMorgan Fund ICVC - Asia Growth Fun..	China & HK	9.48%
CG Nouvelle Asie	China & HK	9.45%
Handelsbanken Asien Tema	China & HK	9.36%
Nordea Asian Stars Fund	China & HK	9.34%
Matthews Asian Growth & Income Fund	China & HK	9.27%

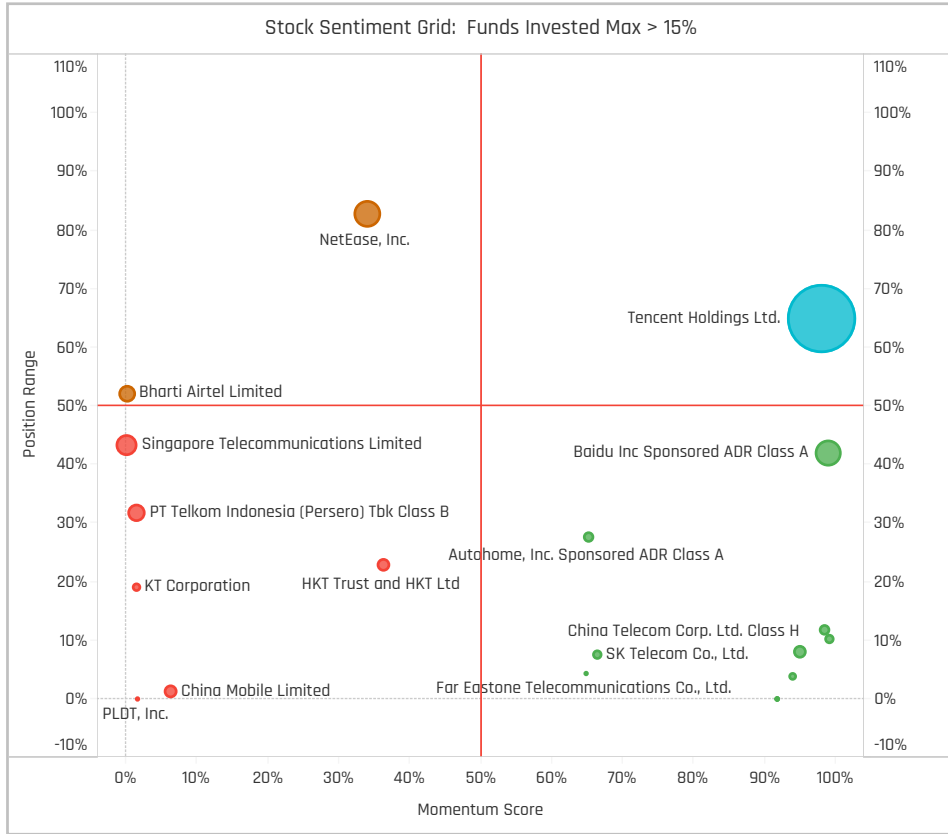
Top Stock Holdings, \$

Fund Name	Ticker	Stock Name	Amount
Schroder ISF - Asian Opportunities	700-HK	Tencent Holdings Ltd.	\$286M
Fidelity Inv. Funds - Asia Fund	700-HK	Tencent Holdings Ltd.	\$238M
Matthews Pacific Tiger Fund	700-HK	Tencent Holdings Ltd.	\$176M
T Rowe Price New Asia Fund	700-HK	Tencent Holdings Ltd.	\$176M
Veritas Funds Plc - Asian Fund	700-HK	Tencent Holdings Ltd.	\$160M
iShares Tr. - MSCI All Country Asia ex-J..	700-HK	Tencent Holdings Ltd.	\$146M
Value Partners High Dividend Stocks F..	728-HK	China Telecom Corp. Ltd...	\$146M
Hermes Inv. Funds - Asia (ex-Japan) E..	BIDU-US	Baidu Inc Sponsored AD..	\$129M
FTIF SICAV - Asian Growth Fund	700-HK	Tencent Holdings Ltd.	\$110M
Schroder Asian Alpha Plus Fund	700-HK	Tencent Holdings Ltd.	\$91M
Veritas Funds Plc - Asian Fund	NTESF-US	NetEase, Inc.	\$85M
Schroder Asian Growth Fund	700-HK	Tencent Holdings Ltd.	\$70M
Pictet - Asian Equities (ex-Japan)	700-HK	Tencent Holdings Ltd.	\$57M
Vontobel Fund - mtx Sustainable Asian..	700-HK	Tencent Holdings Ltd.	\$50M
Hermes Inv. Funds - Asia (ex-Japan) E..	WB-US	Weibo Corp. Sponsored ..	\$50M

Largest Changes in Fund Weight, %

Fund Name	New or C..	Change
Invesco Funds - Asia Opportuniti..		6.29%
GAM Star Fund Plc - Asian Equity		5.90%
Prisma Asianavigator UI		3.72%
Baring Eastern Trust		3.54%
Wellington Mgmt. Fds. (LU) - Asi..		3.03%
JPMorgan Fund ICVC - Asia Gro..		2.95%
KBC Equity Fund - New Asia		2.87%
DJE - Asien		-1.60%
Carnegie Asia		-1.95%
AB FCP I - Asia (ex-Japan) Equit..		-2.03%
Matthews Asia Funds - Asia (ex-..		-2.07%
Sydinvest Fjernosten		-2.33%
NESTOR-FONDS - Nestor Fernost..		-2.72%
GAM Multistock SICAV - Asia Fac..		-4.55%

Ave Wgt Δ	Funds Invested Δ	Fund Flows, \$	Av Wgt vs AAXJ Δ	Funds O/W % Δ
1.03%	0.00%	(\$61M)	-0.42%	1.15%



Aggregate Stock Holdings Changes

Ticker	Stock Name	Funds Invested % Δ	Average Weight Δ	Fund Flows, \$
MMYT-US	MakeMyTrip Ltd.	2.33%	0.00%	\$0M
ADVANC-TH	Advanced Info Service Public C..	2.33%	0.03%	\$14M
BIDU-US	Baidu Inc Sponsored ADR Clas..	1.16%	0.15%	\$3M
YNDX-US	Yandex NV Class A	1.16%	0.00%	\$3M
TME-US	Tencent Music Entertainment ..	1.16%	0.04%	\$4M
MAJOR-TH	Major Cineplex Group Public C..	1.16%	0.01%	\$4M
IQ-US	iQIYI, Inc. Sponsored ADR Class..	1.16%	0.00%	\$1M
TLKM-ID	PT Telkom Indonesia (Persero) ..	-2.33%	-0.06%	(\$20M)
TEL-PH	PLDT, Inc.	-2.33%	-0.04%	(\$3M)
MNCN-ID	PT Media Nusantara Citra Tbk	-2.33%	-0.04%	(\$2M)
030200-KR	KT Corporation	-2.33%	-0.05%	(\$9M)
NTESF-US	NetEase, Inc.	-3.49%	0.12%	(\$32M)
532454-IN	Bharti Airtel Limited	-5.81%	-0.15%	(\$25M)
Z74-SG	Singapore Telecommunication..	-8.14%	-0.21%	(\$35M)

Largest Fund Flows, \$

Fund Name	New or Cl..	Flow
iShares Tr. - MSCI All Country A..		\$19M
Invesco Funds - Asia Opportuniti..		\$17M
Schroder ISF - Asian Opportunit..		\$16M
Swedbank Robur Asienfond		\$13M
Pictet - Asian Equities (ex-Japa..		\$13M
Schroder Asian Alpha Plus Fund		\$11M
Fidelity Inv. Trust - Emerging As..		\$5M
Matthews Asian Growth & Inco..		(\$8M)
GAM Multistock SICAV - Asia Fo..		(\$8M)
AB FCP I - Asia (ex-Japan) Equi..		(\$11M)
JPMorgan Fund ICVC - Asia Gro..		(\$14M)
Baillie Gifford Overseas Growth ..		(\$15M)
Matthews Asia Funds - Asia (ex..		(\$17M)
Matthews Pacific Tiger Fund		(\$24M)

Largest Fund Level Changes in Stock Weight, %

Fund Name	Stock Name	New ..	Change
Invesco Funds - Asia Opportuniti..	Tencent Holdings Ltd.		5.40%
Waverton Inv. Fds. Plc - Asia Pacif..	Tencent Holdings Ltd.	New	5.09%
Sydinvest Fjernosten	Tencent Holdings Ltd.		4.16%
BlackRock Global Funds - Asian Gr..	Tencent Holdings Ltd.		3.98%
LO Funds - Asia High Conviction	Tencent Holdings Ltd.		3.65%
Swedbank Robur Asienfond	Tencent Holdings Ltd.		3.13%
FTGF Plc - Martin Currie Asia Long..	Tencent Holdings Ltd.		2.99%
GAM Multistock SICAV - Asia Focus..	Taiwan Mobile Co., Ltd.	Close	-2.36%
LO Funds - Asia High Conviction	Singapore Telecommunic..	Close	-2.51%
Carnegie Asia	Tencent Holdings Ltd.	Close	-2.66%
GAM Star Fund Plc - Asian Equity	Bharti Airtel Limited	Close	-2.83%
Carnegie Asia	Bharti Airtel Limited	Close	-2.92%
NESTOR-FONDS - Nestor Fernost F..	PT Media Nusantara Citr..	Close	-3.11%
Spaengler IQAM Asia Stock	China Mobile Limited	Close	-3.42%

Aggregate Country Holding Changes

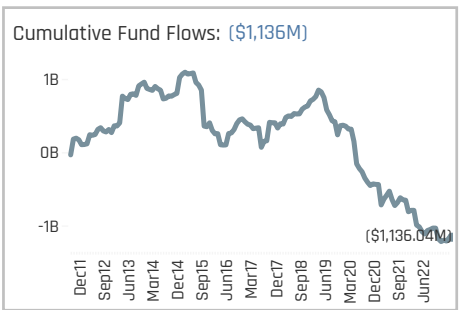
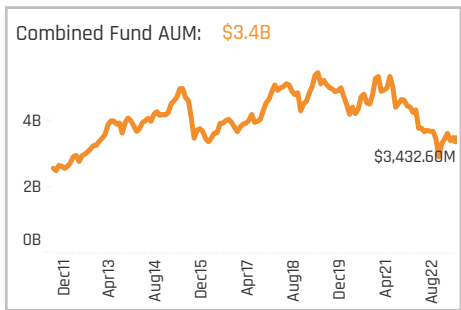
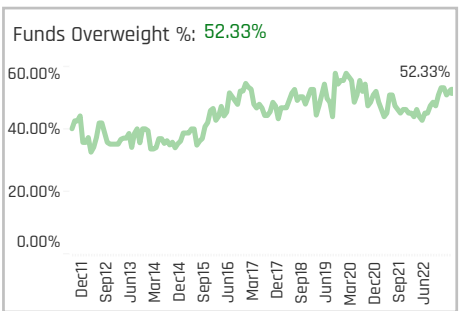
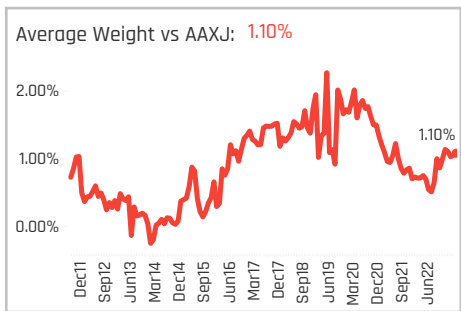
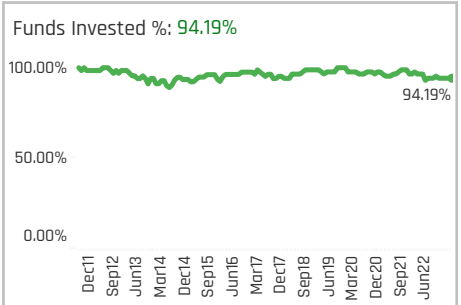
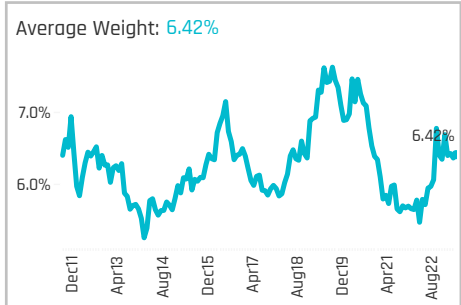
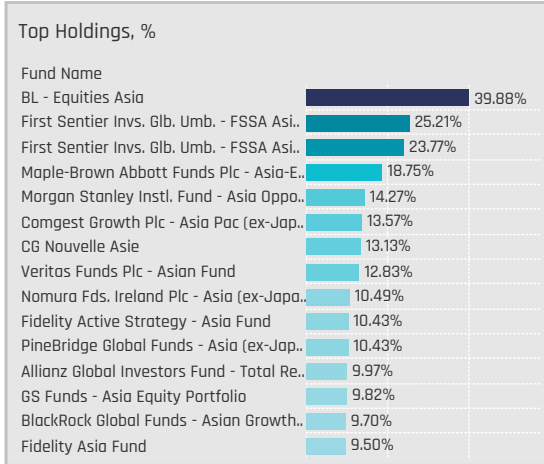
Country	Change	Funds Invested Δ
Thailand	3.49%	\$16M
Malaysia	2.33%	\$2M
China & HK	1.16%	\$44M
Russia	1.16%	\$3M
United States	0.00%	\$0M
South Africa	0.00%	
Poland	0.00%	
Australia	0.00%	
South Korea	-1.16%	(\$22M)
Taiwan	-1.16%	(\$3M)
Philippines	-2.33%	(\$5M)
India	-4.65%	(\$29M)
Indonesia	-6.98%	(\$28M)
Singapore	-8.14%	(\$35M)

Largest Changes in Fund Country Weight, %

Fund Name	New o..	Country	Change
GAM Star Fund Plc - Asian Equity		China & HK	7.28%
Invesco Funds - Asia Opportuniti..		China & HK	6.29%
BlackRock Global Funds - Asian Gro..		China & HK	4.69%
Swedbank Robur Asienfond		China & HK	4.45%
Prisma Asianavigator UI		China & HK	3.72%
Sydinvest Fjernosten		China & HK	3.68%
LO Funds - Asia High Conviction		China & HK	3.65%
DJE - Asien	Close	Singapore	-2.16%
Manulife Global Fund - Sustainable ..	Close	Philippines	-2.19%
GAM Multistock SICAV - Asia Focus ..	Close	Taiwan	-2.36%
Sydinvest Fjernosten	Close	South Korea	-2.48%
LO Funds - Asia High Conviction	Close	Singapore	-2.51%
Carnegie Asia	Close	India	-2.92%
NESTOR-FONDS - Nestor Fernost Fo..	Close	Indonesia	-3.11%

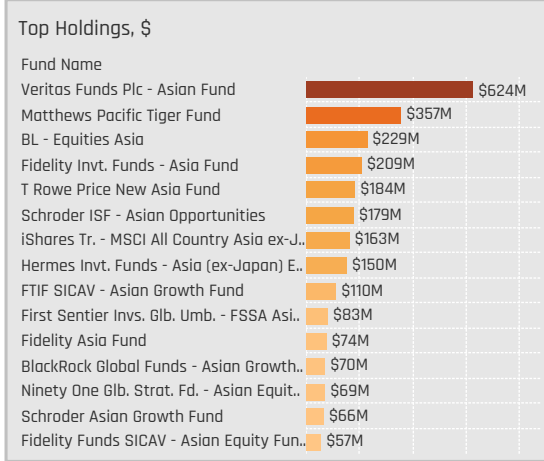
Largest Fund Level Stock Inflows/Outflows, \$

Fund Name	Stock Name	New..	Flow
Schroder ISF - Asian Opportunities	Tencent Holdings Ltd.		\$35M
Swedbank Robur Asienfond	Tencent Holdings Ltd.		\$19M
BlackRock Global Funds - Asian Gro..	Tencent Holdings Ltd.		\$16M
Invesco Funds - Asia Opportuniti..	Tencent Holdings Ltd.		\$15M
LO Funds - Asia High Conviction	Tencent Holdings Ltd.		\$13M
iShares Tr. - MSCI All Country Asia ..	Tencent Holdings Ltd.		\$12M
Ninety One Glb. Strat. Fd. - Asian E..	Advanced Info Service Pu..	New	\$11M
Matthews Asia Funds - Asia (ex-Ja..	NetEase, Inc.	Close	(\$10M)
Ninety One Glb. Strat. Fd. - Asian E..	East Money Information ..	Close	(\$12M)
BlackRock Global Funds - Asian Gro..	Bharti Airtel Limited	Close	(\$12M)
LO Funds - Asia High Conviction	Singapore Telecommunic..	Close	(\$14M)
Baillie Gifford Overseas Growth Fun..	Big Hit Entertainment Co...	Close	(\$14M)
Matthews Pacific Tiger Fund	Baidu Inc Sponsored ADR..	Close	(\$19M)
Schroder ISF - Asian Opportunities	NetEase, Inc.	Close	(\$23M)



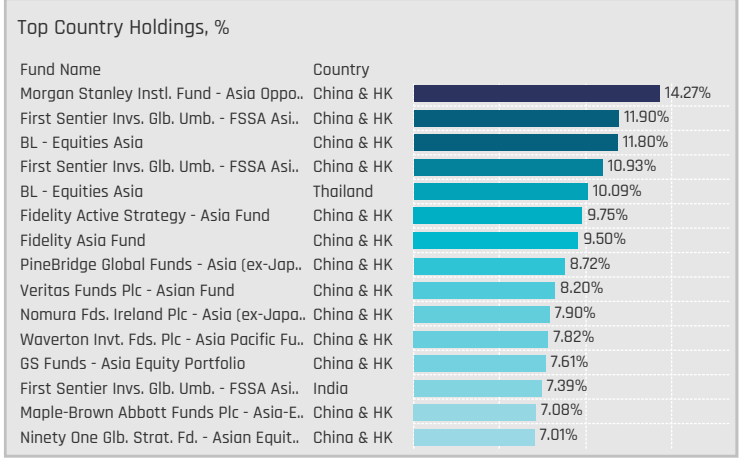
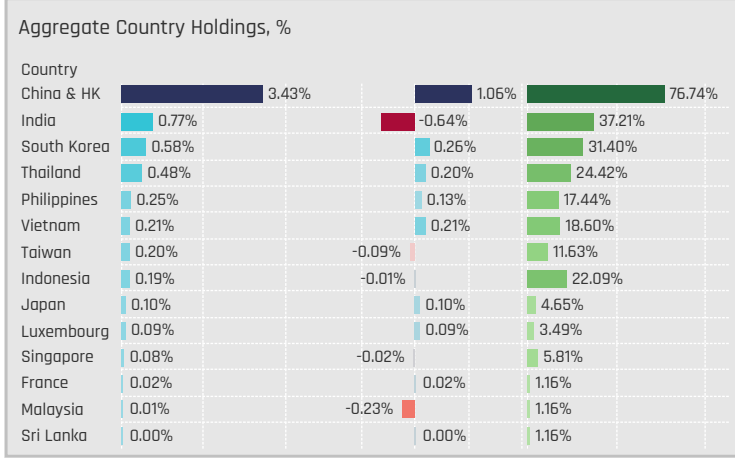
Aggregate Stock Holdings Data, Ranked by Most Widely Held.

Ticker	Stock Name	Funds Invested %	Average Weight	Vs Benchmark	Fund AUM, \$
600519-CN	Kweichow Moutai Co., Ltd. Cla..	27.91%	0.88%	0.55%	\$759M
2319-HK	China Mengniu Dairy Co., Ltd.	23.26%	0.37%	0.16%	\$295M
CPALL-TH	CP All Public Co. Ltd.	17.44%	0.27%	0.08%	\$191M
600887-CN	Inner Mongolia Yili Industrial ..	16.28%	0.29%	0.25%	\$155M
500696-IN	Hindustan Unilever Limited	15.12%	0.28%	-0.15%	\$196M
1876-HK	Budweiser Brewing Co. APAC ..	15.12%	0.23%	0.15%	\$213M
051900-KR	LG H&H Co., Ltd.	15.12%	0.21%	0.13%	\$47M
VNM-VN	Vietnam Dairy Products Corp.	13.95%	0.16%	0.16%	\$131M
532424-IN	Godrej Consumer Products Li..	12.79%	0.21%	0.13%	\$65M
291-HK	China Resources Beer (Holdin..	12.79%	0.25%	0.02%	\$146M
322-HK	Tingyi (Cayman Islands) Holdi..	10.47%	0.12%	0.07%	\$108M
168-HK	Tsingtao Brewery Co., Ltd. Cla..	10.47%	0.17%	0.04%	\$90M
1216-TW	Uni-President Enterprises Cor..	9.30%	0.13%	-0.07%	\$63M
URC-PH	Universal Robina Corp.	8.14%	0.14%	0.10%	\$53M
090430-KR	Amorepacific Corp.	8.14%	0.07%	0.03%	\$34M



Top Stock Holdings, %

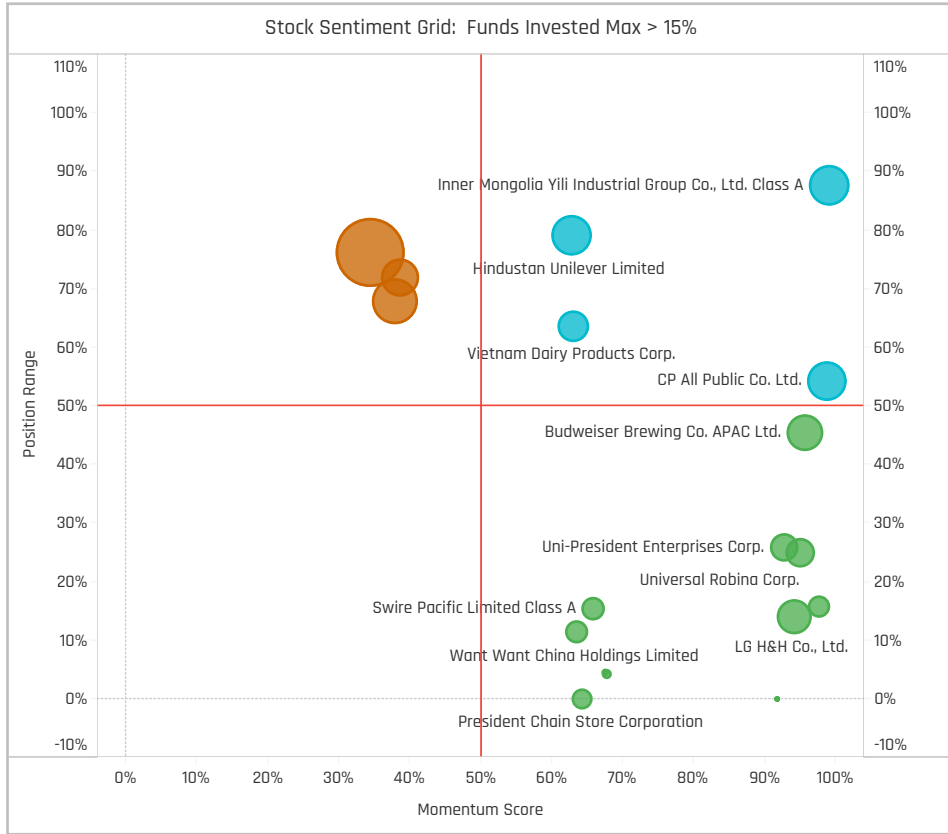
Fund Name	Ticker	Stock Name	Percentage
Fidelity Active Strategy - Asia Fund	600519-CN	Kweichow Moutai Co., ..	9.75%
Fidelity Asia Fund	600519-CN	Kweichow Moutai Co., ..	9.50%
Veritas Funds Plc - Asian Fund	600519-CN	Kweichow Moutai Co., ..	7.19%
GS Funds - Asia Equity Portfolio	600519-CN	Kweichow Moutai Co., ..	5.97%
BL - Equities Asia	Y92-SG	Thai Beverage Public ..	4.60%
Allianz Global Investors Fund - Total Re..	600519-CN	Kweichow Moutai Co., ..	4.52%
HSBC GIF - Asia (ex-Japan) Equity	973-HK	L'Occitane Internatio..	4.51%
BL - Equities Asia	600519-CN	Kweichow Moutai Co., ..	4.43%
NESTOR-FONDS - Nestor Fernost Fonds	KEEPR-PH	Keepers Holdings. Inc	4.32%
Wealth Invest SK Invest Far East Equiti..	282330-KR	BGF retail CO., LTD.	4.21%
BlackRock Global Funds - Asian Growth..	600887-CN	Inner Mongolia Yili Ind..	4.16%
Mirabaud - Equities Asia (ex-Japan)	500696-IN	Hindustan Unilever Li..	4.15%
Comgest Growth Plc - Asia Pac (ex-Jap..	271560-KR	ORION CORP.	4.15%
Morgan Stanley Instl. Fund - Asia Oppo..	600519-CN	Kweichow Moutai Co., ..	4.07%
CG Nouvelle Asie	271560-KR	ORION CORP.	4.06%



Largest Changes in Fund Weight, %

Fund Name	New or C..	Change
Manulife Global Fund - Sustaina..		3.08%
Prisma Asianavigator UI	New	3.01%
TT International Funds Plc - Asia..		2.82%
BlackRock Global Funds - Asian ..		2.60%
Ninety One Glb. Strat. Fd. - Asia..		2.58%
Sydinvest Fjernosten		2.21%
Morgan Stanley Instl. Fund - Asi..		1.99%
Nordea Asian Stars Fund		-2.25%
SEB Asia (ex-Japan) Fund		-2.36%
JPMorgan Fund ICVC - Asia Gro..		-2.42%
Janus Henderson Asia Equity Fu..		-2.56%
Spaengler IQAM Asia Stock		-2.75%
GAM Star Fund Plc - Asian Equity Close		-3.53%
LO Funds - Asia High Conviction		-4.06%

Ave Wgt Δ	Funds Invested Δ	Fund Flows, \$	Av Wgt vs AAXJ Δ	Funds O/W % Δ
0.01%	-1.16%	(\$124M)	0.22%	4.65%



Aggregate Stock Holdings Changes

Ticker	Stock Name	Funds Invested % Δ	Average Weight Δ	Fund Flows, \$
CPALL-TH	CP All Public Co. Ltd.	2.33%	0.02%	\$9M
600887-CN	Inner Mongolia Yili Industrial G..	2.33%	0.03%	\$20M
0V8-SG	Sheng Siong Group Ltd.	2.33%	0.01%	\$2M
271560-KR	ORION CORP.	2.33%	0.08%	\$2M
532424-IN	Godrej Consumer Products Lim..	1.16%	0.01%	\$15M
090430-KR	Amorepacific Corp.	1.16%	0.01%	(\$35M)
TKN-TH	Taokaenoi Food & Marketing P..	1.16%	0.02%	\$2M
192820-KR	COSMAX, Inc.	-1.16%	0.00%	\$0M
19-HK	Swire Pacific Limited Class A	-1.16%	0.01%	\$0M
002304-CN	Jiangsu Yanghe Brewery Joint..	-1.16%	-0.01%	(\$3M)
001040-KR	CJ Corporation	-1.16%	0.00%	\$0M
600519-CN	Kweichow Moutai Co., Ltd. Cla..	-2.33%	0.09%	(\$41M)
540180-IN	Varun Beverages Ltd.	-2.33%	-0.05%	(\$11M)
002557-CN	Chacha Food Co Ltd. Class A	-2.33%	-0.03%	(\$2M)

Largest Fund Flows, \$

Fund Name	New or Cl..	Flow
T Rowe Price New Asia Fund		\$40M
Ninety One Glb. Strat. Fd. - Asia..		\$17M
iShares Tr. - MSCI All Country A..		\$14M
BlackRock Global Funds - Asian ..		\$11M
BL - Equities Asia		\$10M
Fidelity Inv. Funds - Asia Fund		\$8M
Sydinvest Fjernosten		\$7M
Matthews Asian Growth & Inco..		(\$9M)
Nomura Fds. Ireland Plc - Asia [..		(\$10M)
Vontobel Fund - mtx Sustainab..		(\$15M)
LO Funds - Asia High Conviction		(\$25M)
JPMorgan Fund ICVC - Asia Gro..		(\$30M)
Schroder ISF - Asian Opportunit..		(\$33M)
Matthews Pacific Tiger Fund		(\$93M)

Largest Fund Level Changes in Stock Weight, %

Fund Name	Stock Name	New ..	Change
Prisma Asianavigator UI	ORION CORP.	New	3.01%
Natixis Intl. Fds. (Lux) I - Natixis As..	Hindustan Unilever Limit..	New	2.33%
BL - Equities Asia	Osotspa Public Co. Ltd.(Al..	New	2.21%
Carnegie Asia	Swire Pacific Limited Cla..	New	2.18%
BlackRock Global Funds - Asian Gr..	Godrej Consumer Produc..	New	1.79%
Manulife Global Fund - Sustainabl..	China Mengniu Dairy Co., ..	New	1.71%
TT International Funds Plc - Asia-P..	Inner Mongolia Yili Indust..	New	1.63%
Vontobel Fund - mtx Sustainable ..	Inner Mongolia Yili Indust..		-1.66%
Carnegie Asia	Masan Group Corporation	Close	-1.74%
Spaengler IQAM Asia Stock	Hindustan Unilever Limit..		-2.08%
Spaengler IQAM Asia Stock	Britannia Industries Ltd	Close	-2.29%
DJE - Asien	Suntory Beverage & Foo..		-2.36%
Nordea Asian Stars Fund	Varun Beverages Ltd.		-2.59%
LO Funds - Asia High Conviction	Hindustan Unilever Limit..	Close	-2.98%

Aggregate Country Holding Changes

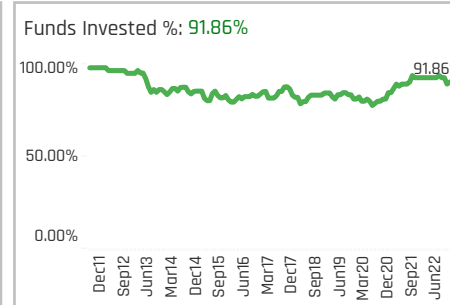
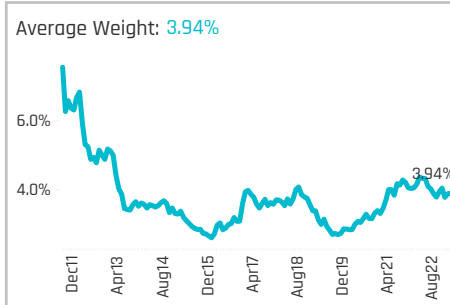
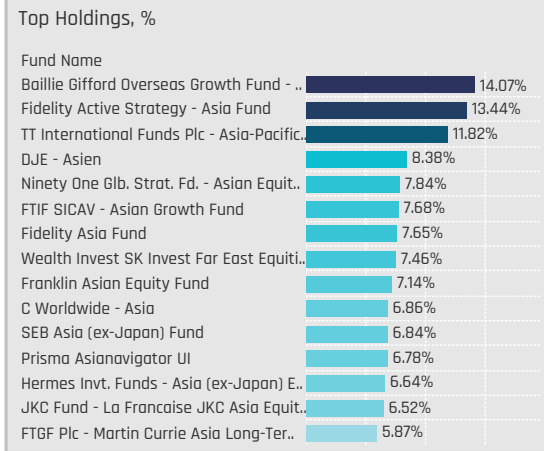
Country	Change	Flow
Thailand	3.49%	\$30M
Singapore	2.33%	\$3M
South Korea	2.33%	(\$33M)
Indonesia	1.16%	(\$5M)
United States	0.00%	
United Kingdom	0.00%	
Switzerland	0.00%	
France	0.00%	(\$4M)
Bangladesh	0.00%	
Australia	0.00%	
Vietnam	-1.16%	(\$10M)
Malaysia	-1.16%	\$1M
Taiwan	-1.16%	(\$22M)
China & HK	-1.16%	(\$21M)

Largest Changes in Fund Country Weight, %

Fund Name	New o..	Country	Change
Prisma Asianavigator UI	New	South Korea	3.01%
Natixis Intl. Fds. (Lux) I - Natixis Asia..	New	India	2.33%
Carnegie Asia	New	China & HK	2.18%
Morgan Stanley Instl. Fund - Asia O..		China & HK	1.99%
BL - Equities Asia		Thailand	1.86%
TT International Funds Plc - Asia-Pa..		China & HK	1.84%
BlackRock Global Funds - Asian Gro..	New	India	1.79%
Carnegie Asia		India	-1.39%
Vontobel Fund - mtx Sustainable As..		China & HK	-1.66%
Carnegie Asia	Close	Vietnam	-1.74%
GAM Star Fund Plc - Asian Equity	Close	China & HK	-2.53%
Nordea Asian Stars Fund		India	-2.82%
LO Funds - Asia High Conviction		India	-3.41%
Spaengler IQAM Asia Stock		India	-4.37%

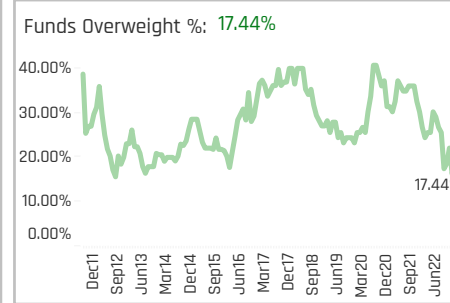
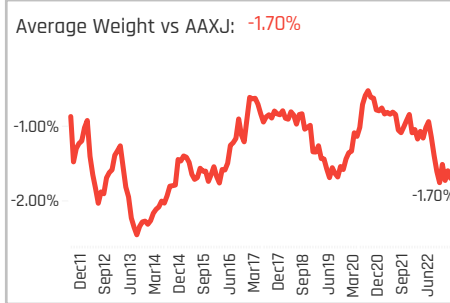
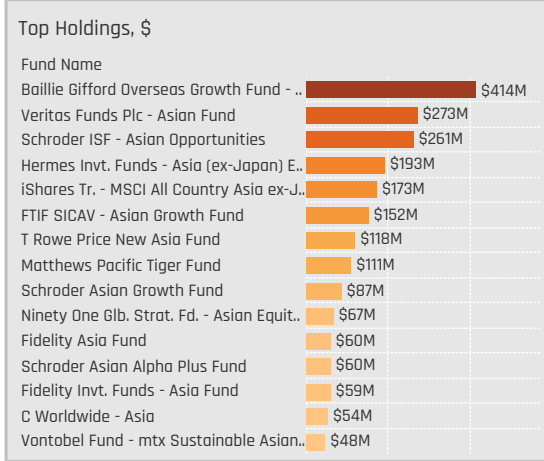
Largest Fund Level Stock Inflows/Outflows, \$

Fund Name	Stock Name	New..	Flow
T Rowe Price New Asia Fund	Inner Mongolia Yili Indust..	New	\$29M
Fidelity Inv. Funds - Asia Fund	CP All Public Co. Ltd.		\$26M
T Rowe Price New Asia Fund	Amorepacific Corp.	New	\$18M
Schroder ISF - Asian Opportunities	Budweiser Brewing Co. A..		\$15M
BlackRock Global Funds - Asian Gro..	Godrej Consumer Produc..	New	\$13M
T Rowe Price New Asia Fund	Budweiser Brewing Co. A..	New	\$13M
BL - Equities Asia	Osotspa Public Co. Ltd.(Al..	New	\$13M
LO Funds - Asia High Conviction	Hindustan Unilever Limit..	Close	(\$16M)
T Rowe Price New Asia Fund	CP All Public Co. Ltd.		(\$17M)
Matthews Pacific Tiger Fund	Kweichow Moutai Co., Lt..		(\$23M)
Matthews Pacific Tiger Fund	Uni-President Enterprises..		(\$24M)
FTIF SICAV - Asian Growth Fund	Kweichow Moutai Co., Lt..	Close	(\$25M)
Matthews Pacific Tiger Fund	Dabur India Limited		(\$42M)
Schroder ISF - Asian Opportunities	Amorepacific Corp.	Close(\$57M)	



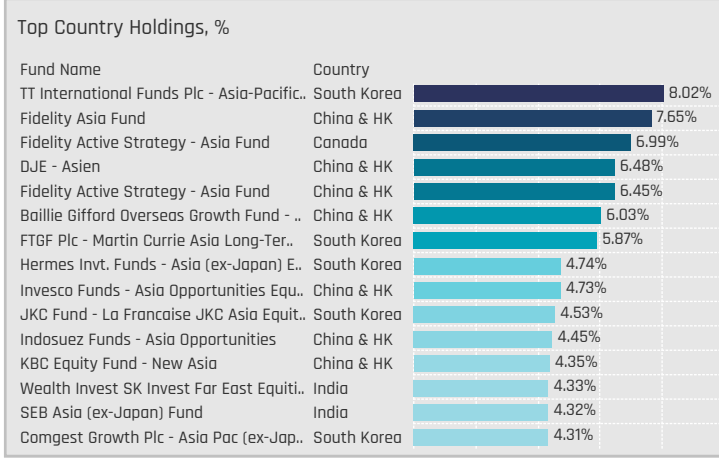
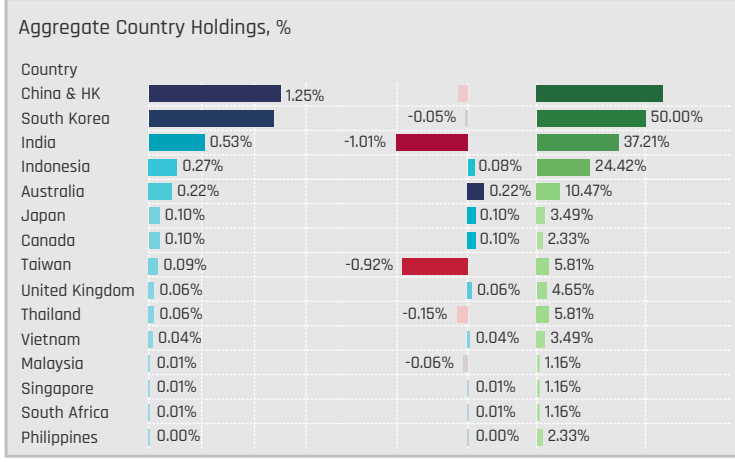
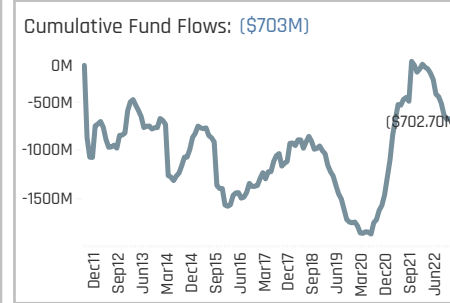
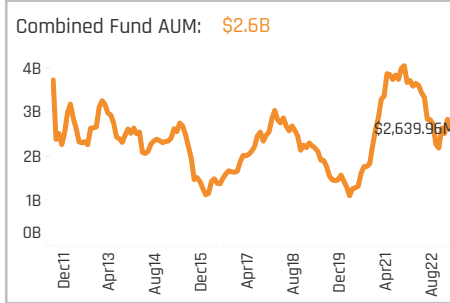
Aggregate Stock Holdings Data, Ranked by Most Widely Held.

Ticker	Stock Name	Funds Invested %	Average Weight	Vs Benchmark	Fund AUM, \$
051910-KR	LG Chem Ltd.	33.72%	0.74%	0.27%	\$585M
014680-KR	Hansol Chemical Co., Ltd	12.79%	0.21%	0.21%	\$39M
002271-CN	Beijing Oriental Yuhong Wate..	9.30%	0.15%	0.15%	\$52M
500440-IN	Hindalco Industries Limited	8.14%	0.09%	-0.04%	\$57M
2899-HK	Zijin Mining Group Co., Ltd. Cl..	8.14%	0.16%	-0.02%	\$118M
1772-HK	Ganfeng Lithium Group Co., Lt..	8.14%	0.09%	0.04%	\$17M
512070-IN	UPL Limited	6.98%	0.12%	0.05%	\$16M
300285-CN	Shandong Sinocera Functiona..	6.98%	0.05%	0.05%	\$71M
MDKA-ID	PT Merdeka Copper Gold Tbk	5.81%	0.07%	0.00%	\$91M
AVIA-ID	PT Avia Avian Tbk	5.81%	0.03%	0.03%	\$28M
914-HK	Anhui Conch Cement Compan..	5.81%	0.07%	0.00%	\$15M
SMGR-ID	PT Semen Indonesia (Persero)..	4.65%	0.04%	0.01%	\$33M
BZ-US	Kanzhun Ltd. Sponsored ADR	4.65%	0.05%	-0.01%	\$48M
532538-IN	UltraTech Cement Limited	4.65%	0.05%	-0.12%	\$45M
3323-HK	China National Building Mater..	4.65%	0.03%	-0.02%	\$26M



Top Stock Holdings, %

Fund Name	Ticker	Stock Name	Weight
Fidelity Active Strategy - Asia Fund	FNV-CA	Franco-Nevada Corpor..	6.99%
JKC Fund - La Francaise JKC Asia Equit..	014680-KR	Hansol Chemical Co., L..	4.53%
Fidelity Active Strategy - Asia Fund	002271-CN	Beijing Oriental Yuhon..	4.33%
Wealth Invest SK Invest Far East Equiti..	512070-IN	UPL Limited	4.33%
Comgest Growth Plc - Asia Pac (ex-Jap..	051910-KR	LG Chem Ltd.	4.31%
CG Nouvelle Asie	051910-KR	LG Chem Ltd.	4.25%
First Sentier Invs. Glb. Umb. - FSSA Asi..	4612-JP	Nippon Paint Holdings..	4.13%
Fidelity Asia Fund	603737-CN	SKSHU Paint Co., Ltd. ...	4.12%
EPIC Funds Plc - Oriental Focus Fund	9958-TW	Century Iron & Steel I..	4.04%
FTGF Plc - Martin Currie Asia Long-Ter..	051910-KR	LG Chem Ltd.	3.70%
DJE - Asien	148-HK	Kingboard Holdings Li..	3.61%
First Sentier Invs. Glb. Umb. - FSSA Asi..	4612-JP	Nippon Paint Holdings..	3.56%
Fidelity Asia Fund	002271-CN	Beijing Oriental Yuhon..	3.53%
Mirabaud - Equities Asia (ex-Japan)	051910-KR	LG Chem Ltd.	3.52%
NESTOR-FONDS - Nestor Fernost Funds	3983-HK	China BlueChemical Lt..	3.44%



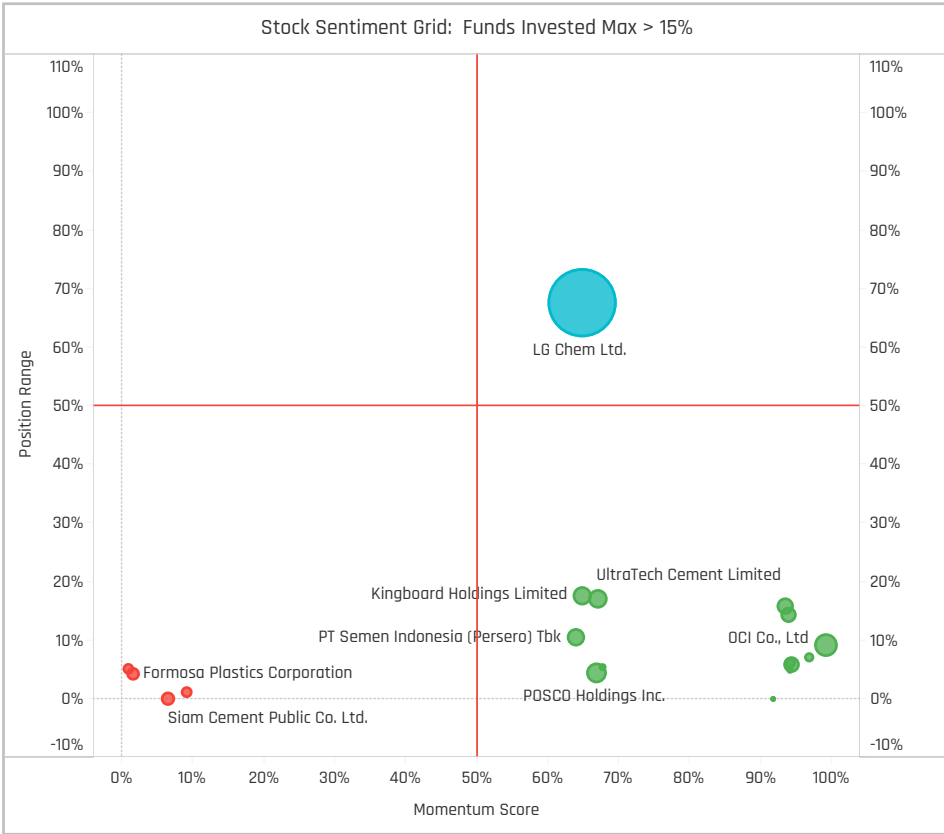
Top Stock Holdings, \$

Fund Name	Ticker	Stock Name	Value
Veritas Funds Plc - Asian Fund	051910-KR	LG Chem Ltd.	\$156M
Schroder ISF - Asian Opportunities	051910-KR	LG Chem Ltd.	\$152M
Veritas Funds Plc - Asian Fund	500820-IN	Asian Paints Ltd.	\$117M
Schroder ISF - Asian Opportunities	RIO-GB	Rio Tinto plc	\$109M
Baillie Gifford Overseas Growth Fund - ..	MDKA-ID	PT Merdeka Copper Gold..	\$87M
Baillie Gifford Overseas Growth Fund - ..	2899-HK	Zijin Mining Group Co., Lt..	\$78M
Baillie Gifford Overseas Growth Fund - ..	1208-HK	MMG Ltd.	\$75M
Matthews Pacific Tiger Fund	500331-IN	Pidilite Industries Limited	\$75M
FTIF SICAV - Asian Growth Fund	051910-KR	LG Chem Ltd.	\$50M
T Rowe Price New Asia Fund	051910-KR	LG Chem Ltd.	\$50M
Schroder Asian Growth Fund	051910-KR	LG Chem Ltd.	\$45M
Hermes Invt. Funds - Asia (ex-Japan) E..	004000-..	LOTTE Fine Chemical Co...	\$44M
Hermes Invt. Funds - Asia (ex-Japan) E..	005490-..	POSCO Holdings Inc.	\$43M
Hermes Invt. Funds - Asia (ex-Japan) E..	3983-HK	China BlueChemical Ltd...	\$37M
Baillie Gifford Overseas Growth Fund - ..	500295-IN	Vedanta Limited	\$37M

Largest Changes in Fund Weight, %

Fund Name	New or C..	Change
FTGF Plc - Martin Currie Asia Lon..		2.74%
BL - Equities Asia	New	2.42%
Baillie Gifford Overseas Growth ..		2.38%
Nomura Fds. Ireland Plc - Asia (e..	New	2.31%
Carnegie Asia		2.27%
Robeco Capital Gr. Fds. - Asian S..		1.89%
Spaengler IQAM Asia Stock	New	1.84%
Morgan Stanley Invnt. Fds. - Sust..		-2.31%
Franklin Asian Equity Fund		-2.41%
FTIF SICAV - Asian Growth Fund		-2.69%
Manulife Global Fund - Sustaina..		-3.54%
GAM Star Fund Plc - Asian Equity		-3.76%
BlackRock Global Funds - Asian ..		-4.14%
Prisma Asianavigator UI		-5.03%

Ave Wgt Δ	Funds Invested Δ	Fund Flows, \$	Av Wgt vs AAXJ Δ	Funds O/W % Δ
-0.03%	2.33%	(\$31M)	0.05%	-1.16%



Aggregate Stock Holdings Changes

Ticker	Stock Name	Funds Invested % Δ	Average Weight Δ	Fund Flows, \$
MDKA-ID	PT Merdeka Copper Gold Tbk	3.49%	0.03%	(\$8M)
914-HK	Anhui Conch Cement Compan..	2.33%	0.03%	\$4M
014680-KR	Hansol Chemical Co., Ltd	2.33%	0.04%	\$3M
002466-CN	Tianqi Lithium Corp. Class A	2.33%	0.01%	\$3M
2899-HK	Zijin Mining Group Co., Ltd. Cla..	1.16%	0.06%	(\$8M)
TOA-TH	TOA Paint (Thailand) Public Co..	1.16%	0.03%	\$14M
RIO-AU	Rio Tinto Limited	1.16%	0.01%	\$2M
051910-KR	LG Chem Ltd.	-1.16%	0.03%	\$21M
INTP-ID	PT Indocement Tunggal Prakar..	-2.33%	-0.02%	(\$22M)
500820-IN	Asian Paints Ltd.	-2.33%	-0.04%	(\$2M)
1301-TW	Formosa Plastics Corporation	-2.33%	-0.04%	(\$26M)
1772-HK	Ganfeng Lithium Group Co., Lt..	-3.49%	-0.04%	(\$2M)
5183-MY	PETRONAS Chemicals Group B..	-3.49%	-0.04%	(\$12M)
002812-CN	Yunnan Energy New Material ..	-3.49%	-0.05%	(\$1M)

Largest Fund Flows, \$

Fund Name	New or Cl..	Flow
T Rowe Price New Asia Fund		\$27M
Schroder ISF - Asian Opportunit..		\$25M
iShares Tr. - MSCI All Country A..		\$17M
BL - Equities Asia	New	\$14M
Pictet - Asian Equities (ex-Japa..		\$13M
Swedbank Robur Asienfond		\$9M
Vontobel Fund - mtx Sustainab..		\$7M
LO Funds - Asia High Conviction		(\$6M)
AB FCP I - Asia (ex-Japan) Equi..		(\$9M)
Ninety One Glb. Strat. Fd. - Asia..		(\$11M)
Matthews Pacific Tiger Fund		(\$24M)
Baillie Gifford Overseas Growth ..		(\$29M)
BlackRock Global Funds - Asian ..		(\$31M)
FTIF SICAV - Asian Growth Fund		(\$50M)

Largest Fund Level Changes in Stock Weight, %

Fund Name	Stock Name	New ..	Change
BL - Equities Asia	TOA Paint (Thailand) Publ..	New	2.42%
FTGF Plc - Martin Currie Asia Long..	Hansol Chemical Co., Ltd	New	2.17%
Swedbank Robur Asienfond	LG Chem Ltd.	New	1.62%
Carnegie Asia	Anhui Conch Cement Co..	New	1.61%
Nomura Fds. Ireland Plc - Asia (ex..	Beijing Oriental Yuhong ..	New	1.50%
Robeco Capital Gr. Fds. - Asian Sta..	LG Chem Ltd Pfd Registe..	New	1.47%
SEB Asia (ex-Japan) Fund	JSW Steel Limited	New	1.47%
Manulife Global Fund - Sustainabl..	Eastern Polymer Group P..	Close	-1.61%
GAM Star Fund Plc - Asian Equity	Lynas Rare Earths Limited	Close	-1.63%
AB FCP I - Asia (ex-Japan) Equity ..	Hansol Chemical Co., Ltd	Close	-1.69%
Natixis Intl. Fds. (Lux) I - Natixis As..	Asian Paints Ltd.	Close	-1.99%
Ninety One Glb. Strat. Fd. - Asian E..	IGO Limited	Close	-2.00%
BlackRock Global Funds - Asian Gr..	Formosa Plastics Corpora..	Close	-3.28%
Prisma Asianavigator UI	Rio Tinto plc	Close	-5.04%

Aggregate Country Holding Changes

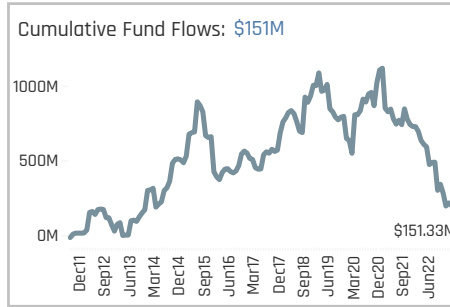
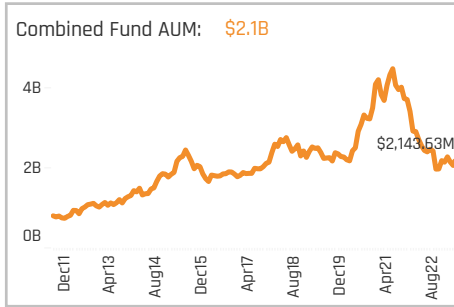
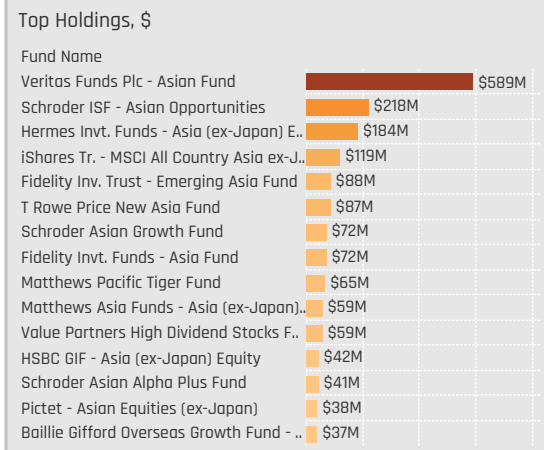
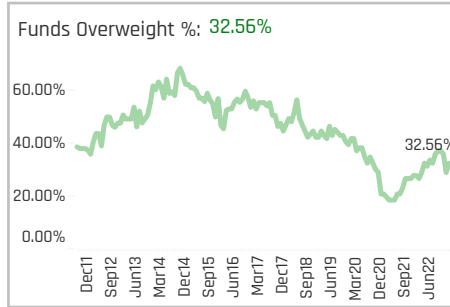
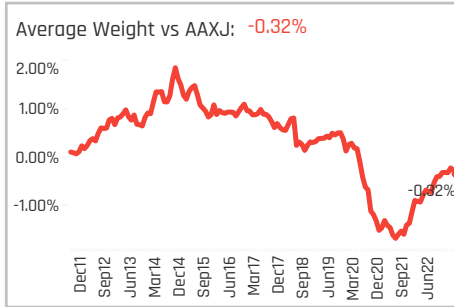
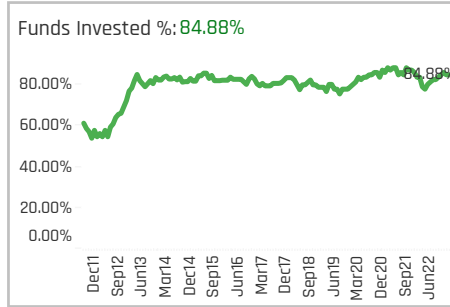
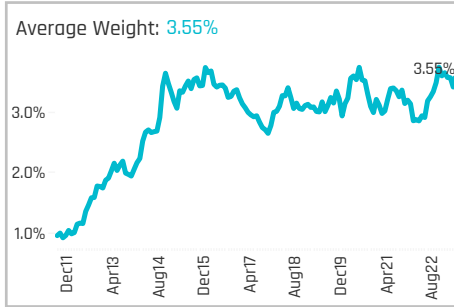
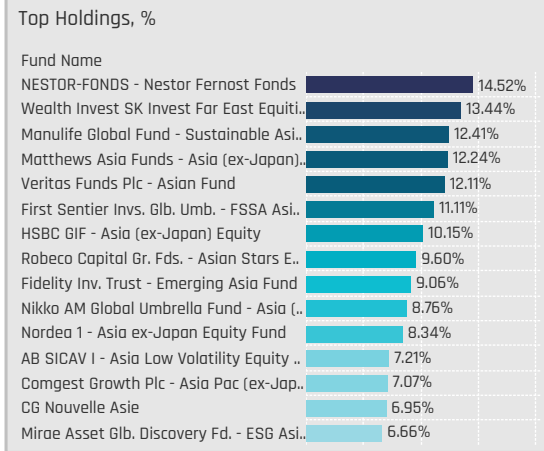
Country	Change	Flow
Indonesia	4.65%	(\$29M)
India	3.49%	\$8M
South Korea	1.16%	\$25M
Vietnam	1.16%	\$34M
Philippines	1.16%	\$1M
Japan	1.16%	\$2M
United States	0.00%	
Brazil	0.00%	
Bangladesh	0.00%	
China & HK	-2.33%	(\$27M)
Australia	-2.33%	(\$4M)
Thailand	-3.49%	(\$5M)
Malaysia	-3.49%	(\$12M)
Taiwan	-4.65%	(\$26M)

Largest Changes in Fund Country Weight, %

Fund Name	New a..	Country	Change
FTGF Plc - Martin Currie Asia Long-T..		South Korea	2.74%
BL - Equities Asia	New	Thailand	2.42%
Invesco Funds - Asia Opportunities ..		China & HK	2.12%
Baillie Gifford Overseas Growth Fun..		China & HK	2.10%
SEB Asia (ex-Japan) Fund		India	1.99%
Spaengler IQAM Asia Stock	New	China & HK	1.84%
Swedbank Robur Asienfond	New	South Korea	1.62%
GAM Star Fund Plc - Asian Equity	Close	Australia	-1.63%
AB FCP I - Asia (ex-Japan) Equity Pa..	Close	South Korea	-1.69%
Natixis Intl. Fds. (Lux) I - Natixis Asia..	Close	India	-1.99%
Polar Capital Funds Plc - Asian Star..		Australia	-2.06%
GAM Star Fund Plc - Asian Equity	Close	South Korea	-2.12%
BlackRock Global Funds - Asian Gra..	Close	Taiwan	-3.28%
Prisma Asianavigator UI	Close	United Kingdom	-4.34%

Largest Fund Level Stock Inflows/Outflows, \$

Fund Name	Stock Name	New..	Flow
T Rowe Price New Asia Fund	Hoa Phat Group JSC	New	\$31M
Schroder ISF - Asian Opportunities	LG Chem Ltd.		\$19M
Pictet - Asian Equities (ex-Japan)	Hindalco Industries Limit..	New	\$15M
BL - Equities Asia	TOA Paint (Thailand) Publ..	New	\$14M
Swedbank Robur Asienfond	LG Chem Ltd.	New	\$11M
Ninety One Glb. Strat. Fd. - Asian E..	BHP Group Ltd	New	\$9M
Vontobel Fund - mtx Sustainable A..	Hansol Chemical Co., Ltd	New	\$9M
FTIF SICAV - Asian Growth Fund	LG Chem Ltd.		(\$10M)
Matthews Pacific Tiger Fund	Shandong Sinocera Func..		(\$10M)
Matthews Pacific Tiger Fund	Pidilite Industries Limited		(\$14M)
Ninety One Glb. Strat. Fd. - Asian E..	IGO Limited	Close	(\$15M)
FTIF SICAV - Asian Growth Fund	Siam Cement Public Co. ..	Close	(\$16M)
FTIF SICAV - Asian Growth Fund	PT Indocement Tunggal P..	Close	(\$22M)
BlackRock Global Funds - Asian Gra..	Formosa Plastics Corpora..	Close	(\$25M)

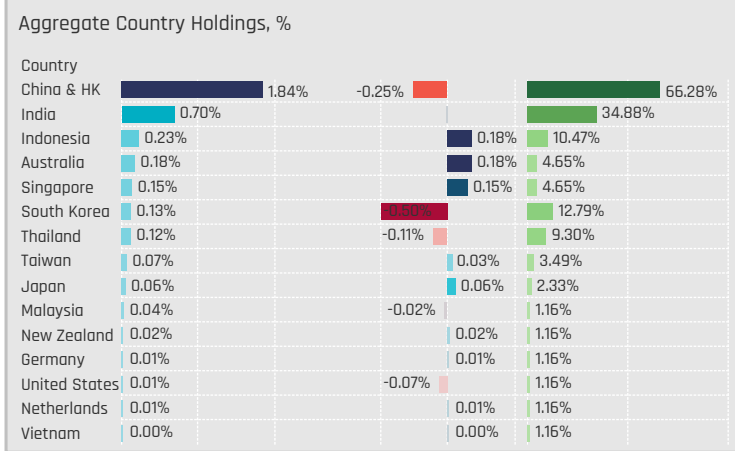


Aggregate Stock Holdings Data, Ranked by Most Widely Held.

Ticker	Stock Name	Funds Invested %	Average Weight	Vs Benchmark	Fund AUM, \$
2269-HK	Wuxi Biologics (Cayman) Inc.	24.42%	0.27%	-0.11%	\$199M
300760-CN	Shenzhen Mindray Bio-Medic..	23.26%	0.27%	0.20%	\$76M
508869-IN	Apollo Hospitals Enterprise Li..	12.79%	0.22%	0.12%	\$395M
2359-HK	WuXi AppTec Co., Ltd. Class H	12.79%	0.10%	0.04%	\$23M
BDMS-TH	Bangkok Dusit Medical Servic..	9.30%	0.10%	-0.05%	\$32M
207940-KR	SAMSUNG BIOLOGICS Co., Ltd.	9.30%	0.11%	-0.08%	\$18M
1093-HK	CSPC Pharmaceutical Group L..	8.14%	0.09%	-0.07%	\$46M
1066-HK	Shandong Weigao Group Med..	8.14%	0.21%	0.14%	\$79M
524715-IN	Sun Pharmaceutical Industrie..	6.98%	0.06%	-0.14%	\$13M
KLBF-ID	PT Kalbe Farma Tbk	5.81%	0.12%	0.06%	\$32M
603882-CN	Guangzhou Kingmed Diagnos..	5.81%	0.05%	0.04%	\$81M
600276-CN	Jiangsu Hengrui Pharmaceuti..	5.81%	0.07%	0.02%	\$6M
543220-IN	Max Healthcare Institute Ltd	5.81%	0.07%	0.07%	\$79M
1177-HK	Sino Biopharmaceutical Limit..	5.81%	0.05%	-0.05%	\$11M
CSL-AU	CSL Limited	4.65%	0.16%	0.16%	\$260M

Top Stock Holdings, %

Fund Name	Ticker	Stock Name	Weight
NESTOR-FONDS - Nestor Fernost Fonds	BSL-SG	Raffles Medical Group ..	5.84%
Veritas Funds Plc - Asian Fund	CSL-AU	CSL Limited	5.25%
HSBC GIF - Asia (ex-Japan) Equity	532296-IN	Glenmark Pharmaceut..	5.09%
First Sentier Invs. Glb. Umb. - FSSA Asi..	CSL-AU	CSL Limited	4.91%
NESTOR-FONDS - Nestor Fernost Fonds	1830-HK	Perfect Medical Healt..	4.78%
Wealth Invest SK Invest Far East Equit..	1530-HK	3SBio, Inc.	4.56%
JKC Fund - La Francaise JKC Asia Equit..	HEAL-ID	PT Medikaloka Hermin..	4.21%
AB SICAV I - Asia Low Volatility Equity ..	2269-HK	Wuxi Biologics (Caym..	4.17%
Comgest Growth Plc - Asia Pac (ex-Jap..	1066-HK	Shandong Weigao Gro..	4.14%
CG Nouvelle Asie	1066-HK	Shandong Weigao Gro..	4.08%
Robeco Capital Gr. Fds. - Asian Stars E..	1066-HK	Shandong Weigao Gro..	3.88%
BL - Equities Asia	KLBF-ID	PT Kalbe Farma Tbk	3.78%
Value Partners High Dividend Stocks F..	1099-HK	Sinopharm Group Co., ..	3.68%
Hermes Invt. Funds - Asia (ex-Japan) E..	1099-HK	Sinopharm Group Co., ..	3.64%
HSBC GIF - Asia (ex-Japan) Equity	2269-HK	Wuxi Biologics (Caym..	3.61%



Top Country Holdings, %

Fund Name	Country	Weight
Robeco Capital Gr. Fds. - Asian Stars E..	China & HK	8.14%
Fidelity Inv. Trust - Emerging Asia Fund	China & HK	7.64%
Veritas Funds Plc - Asian Fund	Australia	7.39%
Comgest Growth Plc - Asia Pac (ex-Jap..	China & HK	7.07%
CG Nouvelle Asie	China & HK	6.95%
HSBC GIF - Asia (ex-Japan) Equity	India	6.54%
Wealth Invest SK Invest Far East Equit..	India	6.39%
Hermes Invt. Funds - Asia (ex-Japan) E..	China & HK	6.35%
Matthews Asia Funds - Asia (ex-Japan)..	China & HK	6.25%
Nikko AM Global Umbrella Fund - Asia (..	China & HK	5.94%
NESTOR-FONDS - Nestor Fernost Fonds	China & HK	5.87%
NESTOR-FONDS - Nestor Fernost Fonds	Singapore	5.84%
Wealth Invest SK Invest Far East Equit..	China & HK	5.78%
Manulife Global Fund - Sustainable Asi..	China & HK	5.14%
JKC Fund - La Francaise JKC Asia Equit..	Indonesia	5.10%

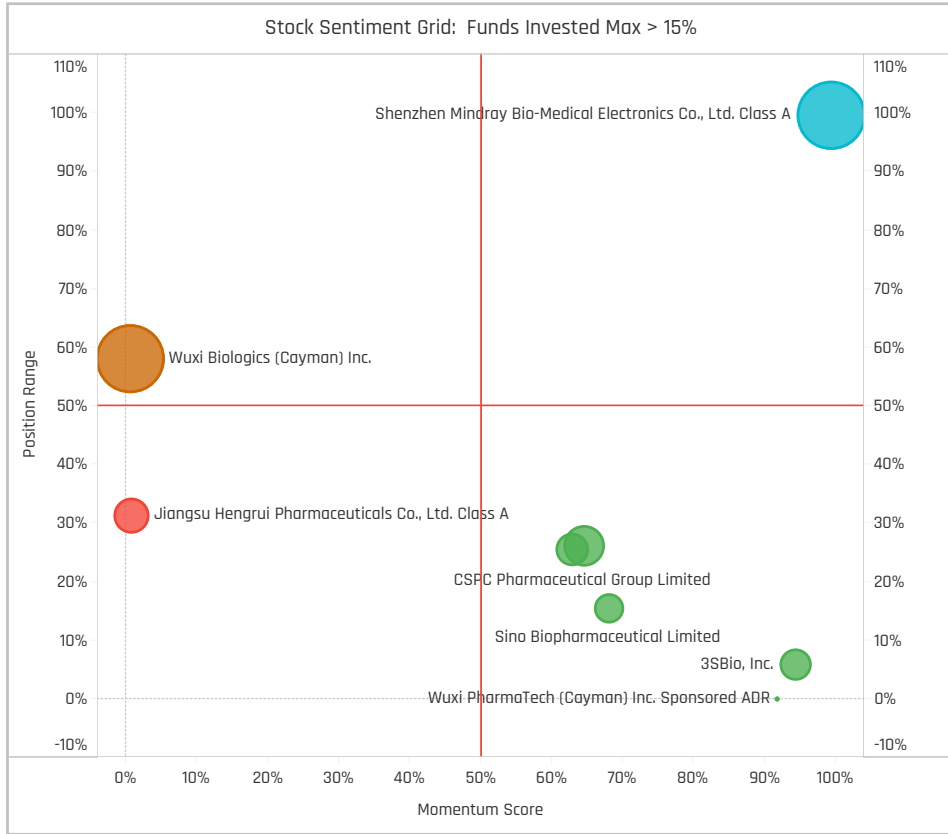
Top Stock Holdings, \$

Fund Name	Ticker	Stock Name	Value
Veritas Funds Plc - Asian Fund	CSL-AU	CSL Limited	\$255M
Schroder ISF - Asian Opportunities	508869-IN	Apollo Hospitals Enterpri..	\$151M
Veritas Funds Plc - Asian Fund	508869-IN	Apollo Hospitals Enterpri..	\$128M
Hermes Invt. Funds - Asia (ex-Japan) E..	1099-HK	Sinopharm Group Co., Lt..	\$106M
Veritas Funds Plc - Asian Fund	COH-AU	Cochlear Limited	\$104M
Schroder ISF - Asian Opportunities	2269-HK	Wuxi Biologics (Cayman)..	\$67M
Value Partners High Dividend Stocks F..	1099-HK	Sinopharm Group Co., Lt..	\$59M
Veritas Funds Plc - Asian Fund	603882-..	Guangzhou Kingmed Dia..	\$52M
Veritas Funds Plc - Asian Fund	543220-IN	Max Healthcare Institute..	\$50M
T Rowe Price New Asia Fund	1066-HK	Shandong Weigao Gro..	\$49M
Schroder Asian Growth Fund	508869-IN	Apollo Hospitals Enterpri..	\$42M
Hermes Invt. Funds - Asia (ex-Japan) E..	3692-HK	Hansoh Pharmaceutical ..	\$41M
Hermes Invt. Funds - Asia (ex-Japan) E..	000538-..	Yunnan Baiyao Group Co..	\$38M
Matthews Pacific Tiger Fund	1093-HK	CSPC Pharmaceutical Gr..	\$34M
Schroder Asian Alpha Plus Fund	508869-IN	Apollo Hospitals Enterpri..	\$32M

Largest Changes in Fund Weight, %

Fund Name	New or C..	Change
Robeco Capital Gr. Fds. - Asian S..		2.90%
GAM Multistock SICAV - Asia Foc..		2.86%
Manulife Global Fund - Sustaina..		2.60%
Janus Henderson Asia Equity Fu..		2.32%
Prisma Asianavigator UI	New	2.22%
NESTOR-FONDS - Nestor Fernost..		1.73%
Swedbank Robur Asienfond		1.21%
T. Rowe Price Funds SICAV - Asi..		-1.79%
Pictet - Asian Equities (ex-Japan)		-1.94%
Ninety One Glb. Strat. Fd. - Asia..		-2.10%
DJE - Asien		-2.20%
Syinvest Fjernosten		-3.02%
Natixis Intl. Fds. (Lux) I - Natixis ..		-3.15%
Invesco Funds - Asia Opportuniti..		-3.46%

Ave Wgt Δ	Funds Invested Δ	Fund Flows, \$	Av Wgt vs AAXJ Δ	Funds O/W % Δ
-0.21%	0.00%	(\$197M)	0.06%	-4.65%



Aggregate Stock Holdings Changes

Ticker	Stock Name	Funds Invested % Δ	Average Weight Δ	Fund Flows, \$
300760-CN	Shenzhen Mindray Bio-Medical..	5.81%	0.03%	\$15M
KLBF-ID	PT Kalbe Farma Tbk	2.33%	0.01%	(\$2M)
603882-CN	Guangzhou Kingmed Diagnosti..	2.33%	0.02%	\$1M
300015-CN	Aier Eye Hospital Group Co., Lt..	2.33%	0.02%	\$1M
1093-HK	CSPC Pharmaceutical Group Li..	1.16%	-0.04%	(\$84M)
9926-HK	Akeso, Inc.	1.16%	0.01%	\$3M
722-HK	UMP Healthcare Holdings Limit..	1.16%	0.01%	\$0M
1167-HK	Jacobio Pharmaceuticals Grou..	-1.16%	0.00%	(\$1M)
091990-KR	Celltrion Healthcare Co., Ltd..	-1.16%	0.00%	\$0M
048260-KR	Osstem Implant Co., Ltd.	-1.16%	-0.01%	(\$1M)
6606-HK	New Horizon Health Limited	-2.33%	0.01%	(\$14M)
600276-CN	Jiangsu Hengrui Pharmaceutic..	-3.49%	-0.05%	(\$53M)
3347-HK	Hangzhou Tigermed Consultin..	-3.49%	-0.01%	(\$8M)
2269-HK	Wuxi Biologics (Cayman) Inc.	-6.98%	-0.03%	(\$48M)

Largest Fund Flows, \$

Fund Name	New or Cl..	Flow
Schroder ISF - Asian Opportunit..		\$30M
iShares Tr. - MSCI All Country A..		\$11M
Swedbank Robur Asienfond		\$9M
LO Funds - Asia High Conviction		\$7M
Fidelity Asia Fund		\$5M
GAM Multistock SICAV - Asia Fo..		\$5M
Handelsbanken Asien Tema		\$5M
Pictet - Asian Equities (ex-Japa..		(\$12M)
T. Rowe Price Funds SICAV - Asi..		(\$12M)
Ninety One Glb. Strat. Fd. - Asia..		(\$20M)
Fidelity Invt. Funds - Asia Fund		(\$21M)
FTIF SICAV - Asian Growth Fund		(\$21M)
T Rowe Price New Asia Fund		(\$50M)
Matthews Pacific Tiger Fund		(\$65M)

Largest Fund Level Changes in Stock Weight, %

Fund Name	Stock Name	New ..	Change
Robeco Capital Gr. Fds. - Asian Sta..	China Resources Pharma..	New	2.51%
SEB Asia (ex-Japan) Fund	Dr. Reddy's Laboratories ..		2.16%
Janus Henderson Asia Equity Fund	Shenzhen Mindray Bio-M..	New	2.07%
GAM Star Fund Plc - Asian Equity	Dr. Reddy's Laboratories ..	New	1.78%
GAM Multistock SICAV - Asia Focus..	Guangzhou Kingmed Dia..	New	1.58%
Manulife Global Fund - Sustainabl..	PT Kalbe Farma Tbk	New	1.52%
Janus Henderson Asia Equity Fund	New Horizon Health Limit..		1.51%
Spaengler IQAM Asia Stock	PT Industri Jamu dan Far..	Close	-1.72%
Syinvest Fjernosten	Sun Pharmaceutical Indu..		-1.72%
Matthews Pacific Tiger Fund	CSPC Pharmaceutical Gro..		-1.74%
SEB Asia (ex-Japan) Fund	Sun Pharmaceutical Indu..		-1.74%
Invesco Funds - Asia Opportunities..	Jiangsu Hengrui Pharma..		-1.88%
Natixis Intl. Fds. (Lux) I - Natixis As..	Torrent Pharmaceuticals ..	Close	-1.96%
Syinvest Fjernosten	CSPC Pharmaceutical Gro..	Close	-2.24%

Aggregate Country Holding Changes

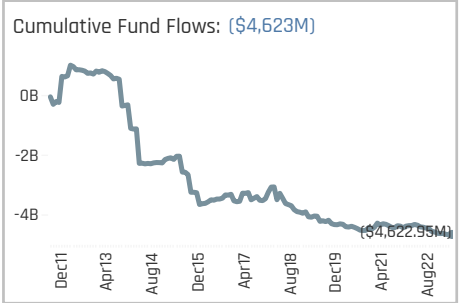
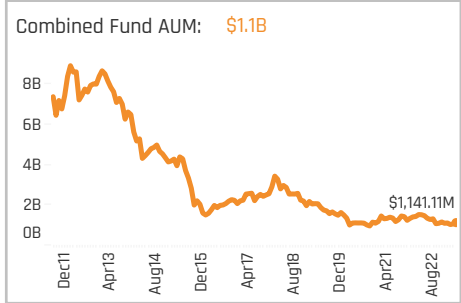
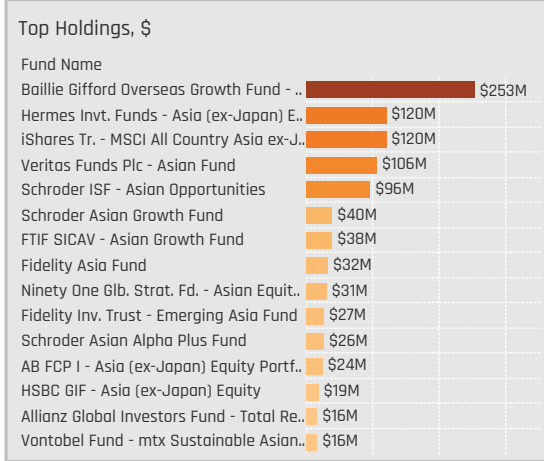
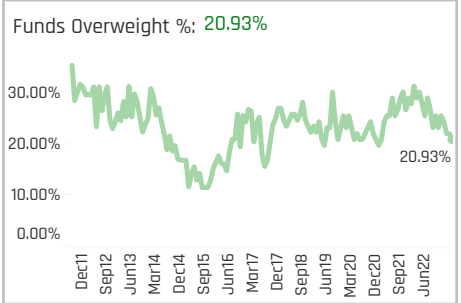
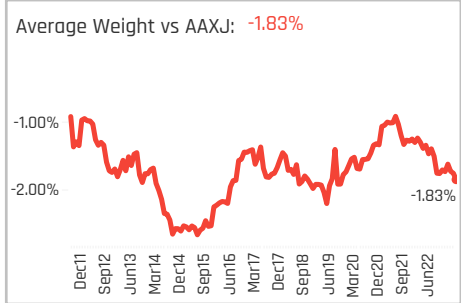
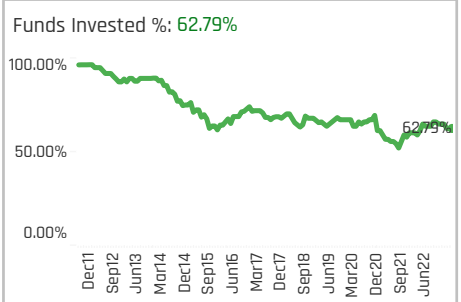
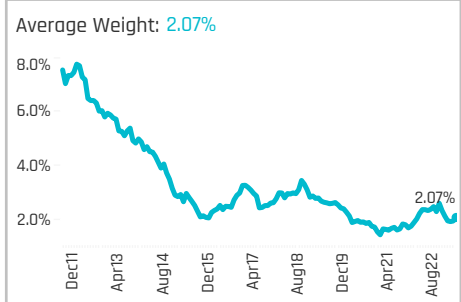
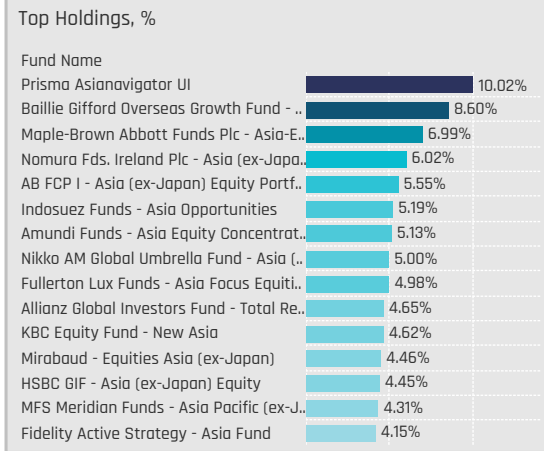
Country	Change	Flow
South Korea	2.33%	\$5M
Vietnam	0.00%	\$0M
United States	0.00%	\$0M
Thailand	-0.02%	(\$1M)
Taiwan	0.01%	\$2M
Switzerland	0.00%	\$0M
Singapore	0.00%	\$1M
India	-0.12%	\$34M
Germany	0.00%	\$0M
Finland	0.00%	\$0M
Cayman Islands	0.00%	\$0M
Bangladesh	0.00%	\$0M
Australia	0.00%	\$0M
China & HK	-1.16%	(\$233M)

Largest Changes in Fund Country Weight, %

Fund Name	New o..	Country	Change
GAM Multistock SICAV - Asia Focus ..	New	China & HK	2.99%
Robeco Capital Gr. Fds. - Asian Star..		China & HK	2.70%
Janus Henderson Asia Equity Fund		China & HK	2.32%
Manulife Global Fund - Sustainable ..		China & HK	1.84%
GAM Star Fund Plc - Asian Equity	New	India	1.78%
NESTOR-FONDS - Nestor Fernost Fo..		China & HK	1.76%
Manulife Global Fund - Sustainable ..	New	Indonesia	1.52%
FTIF SICAV - Asian Growth Fund		China & HK	-1.78%
T. Rowe Price Funds SICAV - Asian e..		China & HK	-1.79%
Ninety One Glb. Strat. Fd. - Asian Eq..	Close	China & HK	-1.91%
Natixis Intl. Fds. (Lux) I - Natixis Asia..	Close	India	-1.96%
DJE - Asien		Japan	-2.20%
Syinvest Fjernosten		India	-2.51%
Invesco Funds - Asia Opportunities ..		China & HK	-3.46%

Largest Fund Level Stock Inflows/Outflows, \$

Fund Name	Stock Name	New..	Flow
Schroder ISF - Asian Opportunities	Wuxi Biologics (Cayman) ..		\$21M
FTIF SICAV - Asian Growth Fund	Torrent Pharmaceuticals ..	New	\$11M
Schroder ISF - Asian Opportunities	Apollo Hospitals Enterpri..		\$9M
FTIF SICAV - Asian Growth Fund	Apollo Hospitals Enterpri..		\$8M
LO Funds - Asia High Conviction	Apollo Hospitals Enterpri..		\$8M
iShares Tr. - MSCI All Country Asia ..	BeiGene Ltd		\$6M
Fidelity Asia Fund	Fortis Healthcare Ltd.		\$5M
Pictet - Asian Equities (ex-Japan)	Pharmaron Beijing Co., Lt..	Close	(\$15M)
FTIF SICAV - Asian Growth Fund	Wuxi Biologics (Cayman) ..		(\$16M)
T Rowe Price New Asia Fund	Jiangsu Hengrui Pharma..	Close	(\$18M)
T Rowe Price New Asia Fund	Wuxi Biologics (Cayman) ..		(\$19M)
Fidelity Invt. Funds - Asia Fund	Wuxi Biologics (Cayman) ..		(\$21M)
FTIF SICAV - Asian Growth Fund	Jiangsu Hengrui Pharma..	Close	(\$25M)
Matthews Pacific Tiger Fund	CSPC Pharmaceutical Gro..		(\$65M)

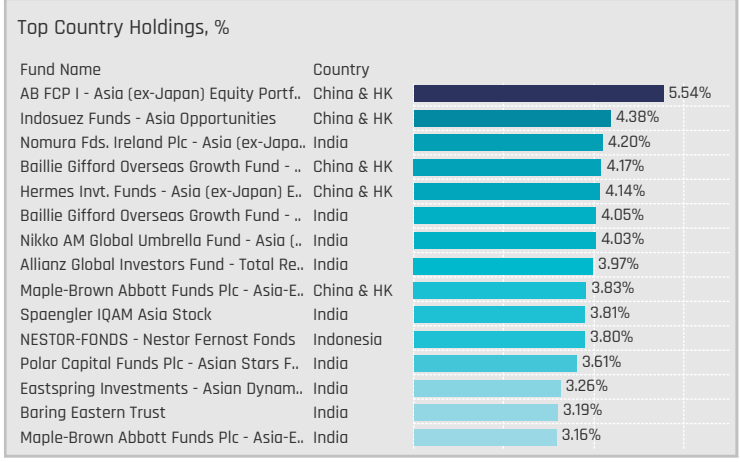
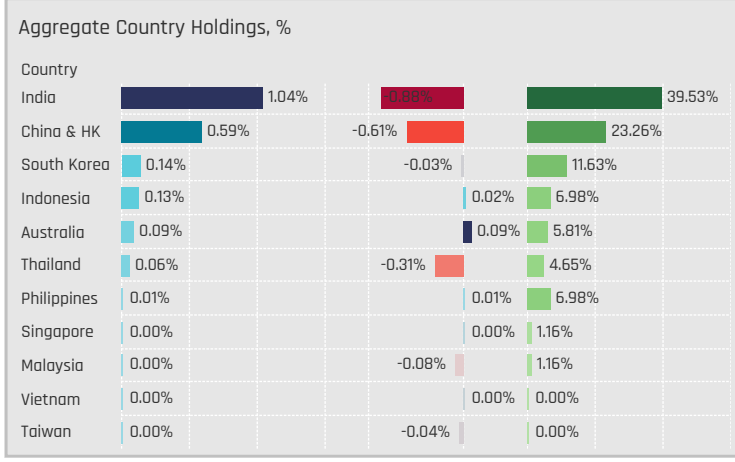


Aggregate Stock Holdings Data, Ranked by Most Widely Held.

Ticker	Stock Name	Funds Invested %	Average Weight	Vs Benchmark	Fund AUM, \$
500325-IN	Reliance Industries Limited	36.05%	0.92%	-0.66%	\$451M
857-HK	PetroChina Company Limited ..	8.14%	0.14%	-0.11%	\$37M
096770-KR	SK Innovation Co., Ltd	8.14%	0.11%	-0.02%	\$36M
ACEN-PH	AC Energy Corp.	6.98%	0.01%	0.01%	\$2M
386-HK	China Petroleum & Chemical ..	6.98%	0.16%	-0.13%	\$169M
2883-HK	China Oilfield Services Limite..	6.98%	0.10%	0.07%	\$110M
PTTEP-TH	PTT Exploration & Production ..	4.65%	0.06%	-0.04%	\$8M
883-HK	CNOOC Limited	4.65%	0.09%	0.09%	\$98M
WDS-AU	Woodside Energy Group Ltd	3.49%	0.03%	0.03%	\$6M
UNTR-ID	PT United Tractors Tbk	3.49%	0.06%	0.00%	\$11M
ITMG-ID	PT Indo Tambangraya Megah ..	3.49%	0.06%	0.06%	\$12M
010950-KR	S-Oil Corporation	3.49%	0.03%	-0.02%	\$17M
601872-CN	China Merchants Energy Ship..	2.33%	0.06%	0.06%	\$24M
532522-IN	Petronet Lng Limited	2.33%	0.03%	-0.01%	\$3M
530965-IN	Indian Oil Corp. Ltd.	2.33%	0.04%	-0.01%	\$9M

Top Stock Holdings, %

Fund Name	Ticker	Stock Name	Percentage
Nomura Fds. Ireland Plc - Asia (ex-Japa..	500325-IN	Reliance Industries Li..	4.20%
Baillie Gifford Overseas Growth Fund - ..	500325-IN	Reliance Industries Li..	4.05%
Nikko AM Global Umbrella Fund - Asia (..	500325-IN	Reliance Industries Li..	4.03%
Allianz Global Investors Fund - Total Re..	500325-IN	Reliance Industries Li..	3.97%
AB FCP I - Asia (ex-Japan) Equity Portf..	386-HK	China Petroleum & Ch..	3.89%
Spaengler IQAM Asia Stock	500325-IN	Reliance Industries Li..	3.81%
Polar Capital Funds Plc - Asian Stars F..	500325-IN	Reliance Industries Li..	3.61%
Eastspring Investments - Asian Dynam..	530965-IN	Indian Oil Corp. Ltd.	3.26%
Baring Eastern Trust	500325-IN	Reliance Industries Li..	3.19%
Maple-Brown Abbott Funds Plc - Asia-E..	500870-IN	Castrol India Limited	3.16%
Baillie Gifford Overseas Growth Fund - ..	883-HK	CNOOC Limited	3.05%
Mirabaud - Equities Asia (ex-Japan)	500325-IN	Reliance Industries Li..	3.00%
Skandia Asia	500325-IN	Reliance Industries Li..	2.95%
Fullerton Lux Funds - Asia Focus Equiti..	883-HK	CNOOC Limited	2.93%
Prisma Asianavigator UI	857-HK	PetroChina Company ..	2.89%



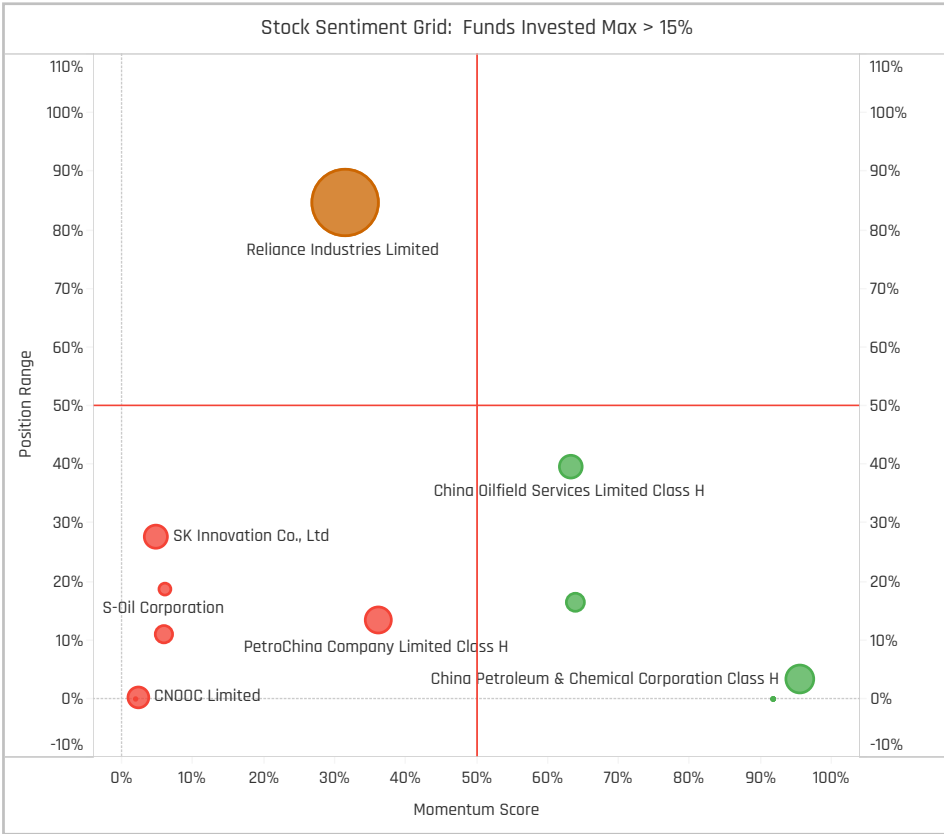
Top Stock Holdings, \$

Fund Name	Ticker	Stock Name	Amount
Baillie Gifford Overseas Growth Fund - ..	500325-IN	Reliance Industries Limit..	\$119M
Veritas Funds Plc - Asian Fund	500325-IN	Reliance Industries Limit..	\$106M
Schroder ISF - Asian Opportunities	386-HK	China Petroleum & Che..	\$96M
Baillie Gifford Overseas Growth Fund - ..	883-HK	CNOOC Limited	\$90M
Hermes Inv. Funds - Asia (ex-Japan) E..	2883-HK	China Oilfield Services Li..	\$65M
Hermes Inv. Funds - Asia (ex-Japan) E..	392-HK	Beijing Enterprises Holdi..	\$54M
iShares Tr. - MSCI All Country Asia ex-J..	500325-IN	Reliance Industries Limit..	\$48M
Schroder Asian Growth Fund	386-HK	China Petroleum & Che..	\$40M
FTIF SICAV - Asian Growth Fund	500325-IN	Reliance Industries Limit..	\$38M
Baillie Gifford Overseas Growth Fund - ..	2883-HK	China Oilfield Services Li..	\$33M
Fidelity Inv. Trust - Emerging Asia Fund	500325-IN	Reliance Industries Limit..	\$27M
Fidelity Asia Fund	601872-CN	China Merchants Energy..	\$22M
Schroder Asian Alpha Plus Fund	500325-IN	Reliance Industries Limit..	\$21M
AB FCP I - Asia (ex-Japan) Equity Portf..	386-HK	China Petroleum & Che..	\$17M
Ninety One Glb. Strat. Fd. - Asian Equit..	STO-AU	Santos Limited	\$16M

Largest Changes in Fund Weight, %

Fund Name	New or C..	Change
DJE - Asien		1.82%
Fidelity Asia Fund		1.44%
Indosuez Funds - Asia Opportuni..		1.18%
Fidelity Active Strategy - Asia F..		1.11%
Franklin Asian Equity Fund		0.84%
FTIF SICAV - Asian Growth Fund		0.81%
Schroder Asian Growth Fund		0.58%
TT International Funds Plc - Asia..		-2.72%
BlackRock Global Funds - Asian ..		-2.88%
Invesco Funds - Asia Opportuni.. Close		-3.81%
Robeco Capital Gr. Fds. - Asian S..		-3.95%
GAM Star Fund Plc - Asian Equity		-4.12%
Ninety One Glob. Strat. Fd. - Asia..		-4.16%
Spaengler IQAM Asia Stock		-4.50%

Ave Wgt Δ	Funds Invested Δ	Fund Flows, \$	Av Wgt vs AAXJ Δ	Funds O/W % Δ
-0.53%	-3.49%	(\$84M)	-0.09%	-4.65%



Aggregate Stock Holdings Changes

Ticker	Stock Name	Funds Invested % Δ	Average Weight Δ	Fund Flows, \$
WOR-AU	Worley Limited	0.00%	0.00%	
WHC-AU	Whitehaven Coal Limited	0.00%	0.00%	
WDS-AU	Woodside Energy Group Ltd	0.00%	-0.01%	\$0M
TOP-TH	Thai Oil Public Co. Ltd.	0.00%	0.00%	\$0M
SPRC.R-TH	Star Petroleum Refining Public..	0.00%	0.00%	
SMC-PH	San Miguel Corp.	0.00%	0.00%	
SGQ-CA	SouthGobi Resources Ltd.	0.00%	0.00%	
6505-TW	Formosa Petrochemical Corp	-1.16%	-0.02%	(\$5M)
338-HK	Sinopec Shanghai Petrochemi..	-1.16%	-0.01%	(\$6M)
010950-KR	S-Oil Corporation	-1.16%	-0.03%	(\$1M)
PTT-TH	PTT Public Co., Ltd.	-2.33%	-0.03%	(\$35M)
883-HK	CNOOC Limited	-2.33%	-0.02%	(\$9M)
600583-CN	Offshore Oil Engineering Co., L..	-2.33%	-0.02%	(\$1M)
500325-IN	Reliance Industries Limited	-3.49%	-0.33%	(\$34M)

Largest Fund Flows, \$

Fund Name	New or Cl..	Flow
FTIF SICAV - Asian Growth Fund		\$22M
Fidelity Asia Fund		\$19M
iShares Tr. - MSCI All Country A..		\$10M
DJE - Asien		\$3M
Fidelity Active Strategy - Asia F..		\$1M
Pictet - Asian Equities (ex-Japa..		\$1M
Skandia Asia		\$1M
Nomura Fds. Ireland Plc - Asia (..		(\$3M)
Fidelity Funds SICAV - Asian Eq..		(\$4M)
Invesco Funds - Asia Opportuni.. Close		(\$12M)
BlackRock Global Funds - Asian ..		(\$20M)
Baillie Gifford Overseas Growth ..		(\$23M)
Fidelity Inv. Funds - Asia Fund Close		(\$25M)
Ninety One Glob. Strat. Fd. - Asia..		(\$35M)

Largest Fund Level Changes in Stock Weight, %

Fund Name	Stock Name	New ..	Change
AB FCP I - Asia (ex-Japan) Equity ..	China Petroleum & Chem..	New	3.89%
DJE - Asien	PetroChina Company Lim..		1.82%
KBC Equity Fund - New Asia	SK Innovation Co., Ltd	New	1.02%
Prisma Asianavigator UI	PetroChina Company Lim..		1.02%
Baring Eastern Trust	PetroChina Company Lim..	New	0.95%
Fidelity Asia Fund	China Merchants Energy ..		0.94%
Franklin Asian Equity Fund	Reliance Industries Limit..		0.84%
AB FCP I - Asia (ex-Japan) Equity ..	PetroChina Company Lim..	Close	-1.97%
Invesco Funds - Asia Opportunies..	Reliance Industries Limit..	Close	-2.17%
Spaengler IQAM Asia Stock	Reliance Industries Limit..		-2.39%
Spaengler IQAM Asia Stock	CNOOC Limited	Close	-2.51%
Carnegie Asia	Reliance Industries Limit..	Close	-2.67%
Robeco Capital Gr. Fds. - Asian Sta..	China Petroleum & Chem..	Close	-3.45%
Ninety One Glob. Strat. Fd. - Asian E..	Reliance Industries Limit..	Close	-4.34%

Aggregate Country Holding Changes

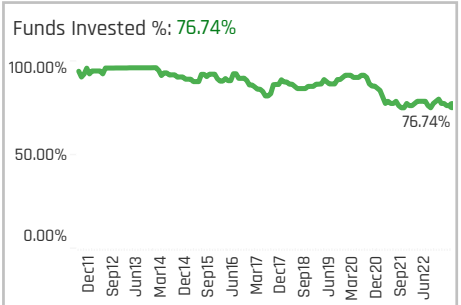
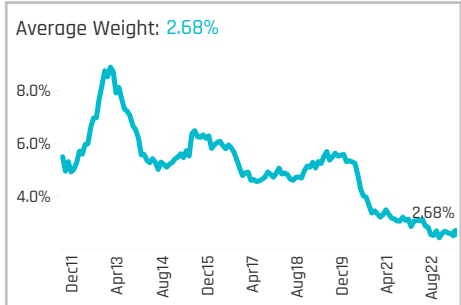
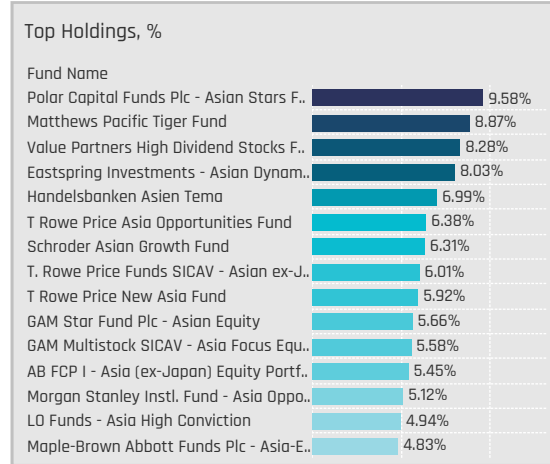
Country	Change	Fund Flows, \$
Vietnam	0.00%	\$0M
United States	0.00%	
United Kingdom	0.00%	
United Arab Emirates	0.00%	
Singapore	0.00%	\$0M
Philippines	0.00%	(\$4M)
Pakistan	0.00%	
Australia	0.00%	\$3M
Taiwan	-1.16%	(\$5M)
South Korea	-1.16%	(\$5M)
Indonesia	-1.16%	\$9M
Thailand	-2.33%	(\$33M)
China & HK	-3.49%	(\$13M)
India	-3.49%	(\$35M)

Largest Changes in Fund Country Weight, %

Fund Name	New a..	Country	Change
DJE - Asien		China & HK	1.82%
Indosuez Funds - Asia Opportunities		China & HK	1.30%
KBC Equity Fund - New Asia	New	South Korea	1.02%
Prisma Asianavigator UI		China & HK	1.02%
Baring Eastern Trust	New	China & HK	0.95%
Fidelity Asia Fund		China & HK	0.94%
Maple-Brown Abbott Funds Plc - Asi..		China & HK	0.90%
NESTOR-FONDS - Nestor Fernost Fo..		Indonesia	-1.75%
Invesco Funds - Asia Opportunies ..	Close	India	-2.17%
Spaengler IQAM Asia Stock		India	-2.39%
Spaengler IQAM Asia Stock	Close	China & HK	-2.51%
Carnegie Asia	Close	India	-2.67%
Robeco Capital Gr. Fds. - Asian Star..		China & HK	-3.95%
Ninety One Glob. Strat. Fd. - Asian Eq..	Close	India	-4.34%

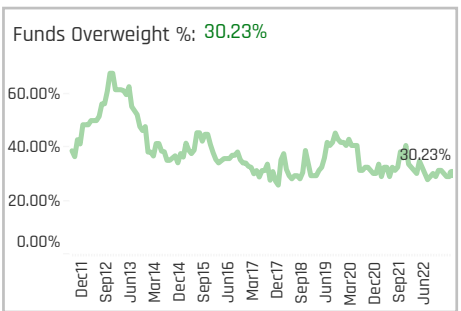
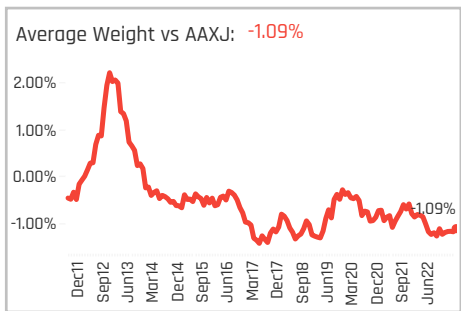
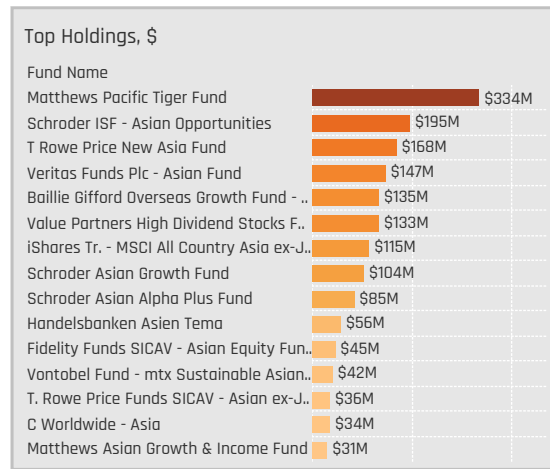
Largest Fund Level Stock Inflows/Outflows, \$

Fund Name	Stock Name	New..	Flow
FTIF SICAV - Asian Growth Fund	Reliance Industries Limit..		\$22M
AB FCP I - Asia (ex-Japan) Equity P..	China Petroleum & Chem..	New	\$14M
Fidelity Asia Fund	China Merchants Energy ..		\$11M
Fidelity Asia Fund	PT Indo Tambangraya Me..		\$8M
Ninety One Glob. Strat. Fd. - Asian E..	Santos Limited		\$4M
iShares Tr. - MSCI All Country Asia ..	Reliance Industries Limit..		\$4M
KBC Equity Fund - New Asia	SK Innovation Co., Ltd	New	\$3M
AB FCP I - Asia (ex-Japan) Equity P..	China Oilfield Services Li..		(\$7M)
Baillie Gifford Overseas Growth Fun..	CNOOC Limited		(\$8M)
AB FCP I - Asia (ex-Japan) Equity P..	PetroChina Company Lim..	Close	(\$9M)
BlackRock Global Funds - Asian Gro..	PTT Public Co., Ltd.	Close	(\$10M)
Baillie Gifford Overseas Growth Fun..	Reliance Industries Limit..		(\$12M)
Fidelity Inv. Funds - Asia Fund	PTT Public Co., Ltd.	Close	(\$26M)
Ninety One Glob. Strat. Fd. - Asian E..	Reliance Industries Limit..	Close	(\$32M)



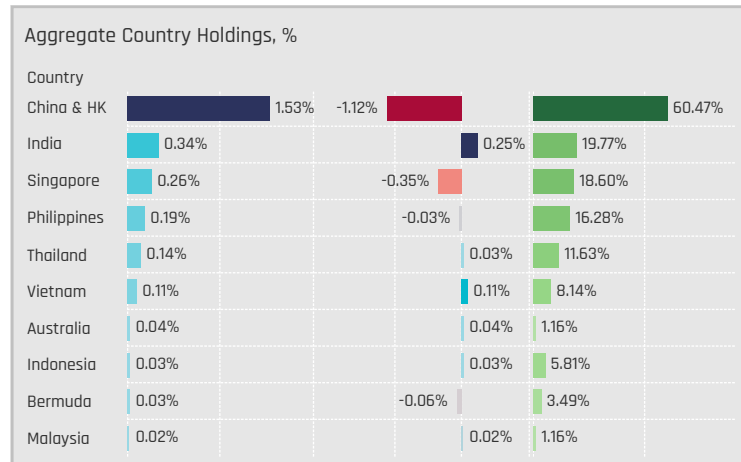
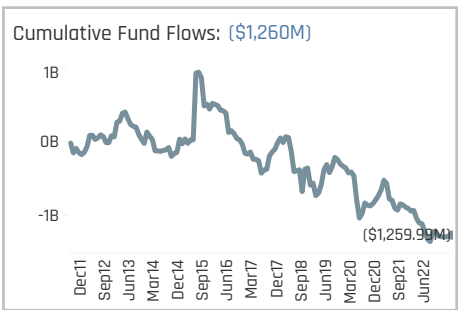
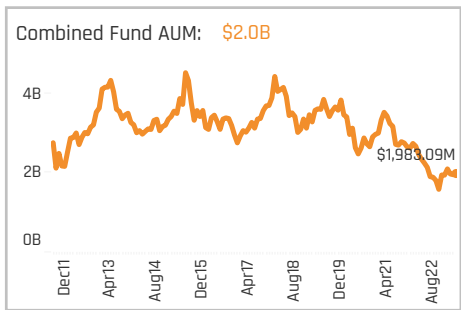
Aggregate Stock Holdings Data, Ranked by Most Widely Held.

Ticker	Stock Name	Funds Invested %	Average Weight	Vs Benchmark	Fund AUM, \$
1109-HK	China Resources Land Limited	17.44%	0.29%	0.04%	\$203M
2423-HK	KE Holdings Inc Class A	13.95%	0.22%	0.04%	\$167M
ALI-PH	Ayala Land Inc.	11.63%	0.10%	0.04%	\$59M
688-HK	China Overseas Land & Invest..	11.63%	0.18%	0.01%	\$72M
CPN-TH	Central Pattana Public Co. Ltd.	9.30%	0.12%	0.05%	\$133M
9CI-SG	CapitaLand Investment Limit..	8.14%	0.07%	-0.06%	\$32M
16-HK	Sun Hung Kai Properties Limit..	8.14%	0.11%	-0.25%	\$53M
823-HK	Link Real Estate Investment T..	6.98%	0.09%	-0.20%	\$31M
543287-IN	Macrotech Developers Ltd.	6.98%	0.08%	0.08%	\$18M
503100-IN	Phoenix Mills Ltd.	6.98%	0.11%	0.11%	\$120M
1209-HK	China Resources Mixc Lifestyl..	6.98%	0.11%	0.05%	\$162M
C38U-SG	CapitaLand Integrated Comm..	5.81%	0.07%	-0.07%	\$54M
1997-HK	Wharf Real Estate Investmen..	5.81%	0.05%	-0.13%	\$28M
VRE-VN	Vincom Retail JSC	4.65%	0.03%	0.03%	\$5M
VHM-VN	Vinhomes JSC	4.65%	0.04%	0.04%	\$10M



Top Stock Holdings, %

Fund Name	Ticker	Stock Name	Weight
Eastspring Investments - Asian Dynam..	16-HK	Sun Hung Kai Properti..	4.77%
Morgan Stanley Instl. Fund - Asia Oppo..	2423-HK	KE Holdings Inc Class A	4.53%
Goldman Sachs Funds III - Asia Equity ..	1109-HK	China Resources Land ..	3.30%
Eastspring Investments - Asian Dynam..	688-HK	China Overseas Land ..	3.26%
Maple-Brown Abbott Funds Plc - Asia-E..	C38U-SG	CapitaLand Integrate..	3.26%
Polar Capital Funds Plc - Asian Stars F..	503100-IN	Phoenix Mills Ltd.	3.25%
Waverton Inv. Fds. Plc - Asia Pacific Fu..	823-HK	Link Real Estate Inves..	3.23%
Matthews Pacific Tiger Fund	CPN-TH	Central Pattana Publi..	3.16%
Veritas Funds Plc - Asian Fund	GMG-AU	Goodman Group	3.03%
EPIC Funds Plc - Oriental Focus Fund	ALI-PH	Ayala Land Inc.	2.79%
Robeco Capital Gr. Fds. - Asian Stars E..	688-HK	China Overseas Land ..	2.77%
Fidelity Funds SICAV - Asian Equity Fun..	1109-HK	China Resources Land ..	2.74%
DJE - Asian	160-HK	Hon Kwok Land Invest..	2.71%
Matthews Pacific Tiger Fund	1209-HK	China Resources Mixc ..	2.58%
Matthews Pacific Tiger Fund	SMPH-PH	SM Prime Holdings, Inc.	2.46%



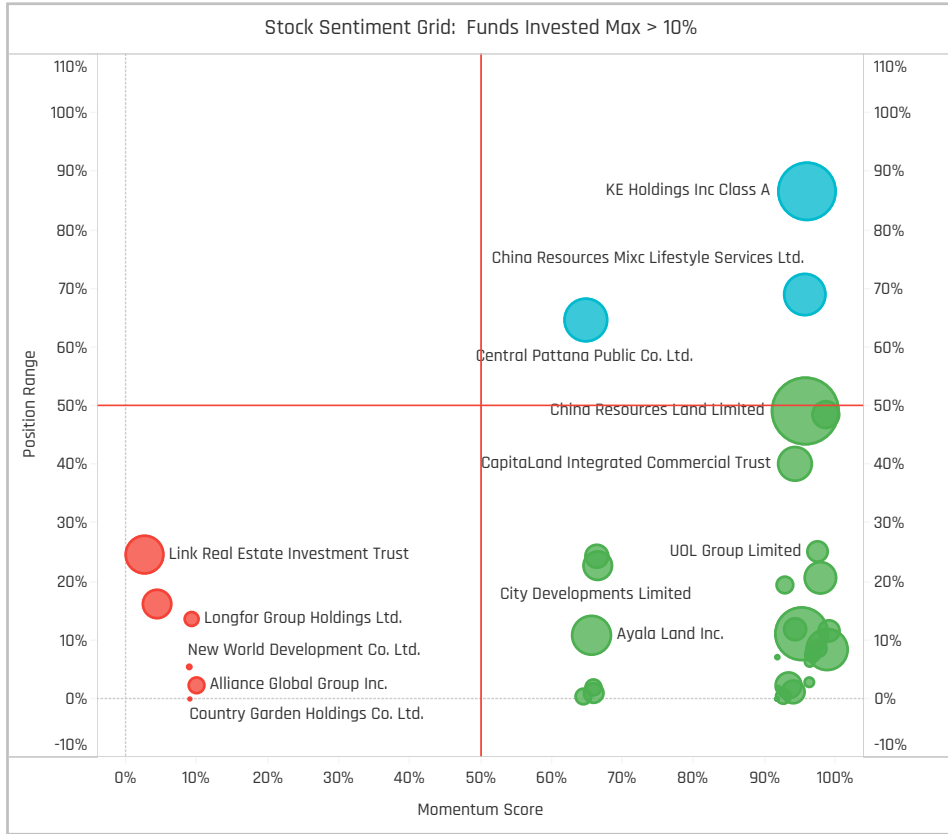
Top Stock Holdings, \$

Fund Name	Ticker	Stock Name	Value
Veritas Funds Plc - Asian Fund	GMG-AU	Goodman Group	\$147M
Matthews Pacific Tiger Fund	CPN-TH	Central Pattana Public C..	\$119M
Schroder ISF - Asian Opportunities	1972-HK	Swire Properties Limited	\$100M
Matthews Pacific Tiger Fund	1209-HK	China Resources Mixc Lif..	\$97M
Matthews Pacific Tiger Fund	SMPH-PH	SM Prime Holdings, Inc.	\$93M
Schroder ISF - Asian Opportunities	1109-HK	China Resources Land Li..	\$68M
Baillie Gifford Overseas Growth Fund - ..	503100-IN	Phoenix Mills Ltd.	\$50M
T Rowe Price New Asia Fund	2423-HK	KE Holdings Inc Class A	\$50M
Baillie Gifford Overseas Growth Fund - ..	532868-IN	DLF Limited	\$39M
T Rowe Price New Asia Fund	C38U-SG	CapitaLand Integrated C..	\$39M
Schroder Asian Growth Fund	503100-IN	Phoenix Mills Ltd.	\$39M
T Rowe Price New Asia Fund	HKLD-GB	Hongkong Land Holding..	\$36M
T Rowe Price New Asia Fund	1209-HK	China Resources Mixc Lif..	\$35M
Value Partners High Dividend Stocks F..	1109-HK	China Resources Land Li..	\$32M
Schroder Asian Growth Fund	683-HK	Kerry Properties Limited	\$28M

Largest Changes in Fund Weight, %

Fund Name	New or C..	Change
GAM Star Fund Plc - Asian Equity		4.05%
LO Funds - Asia High Conviction		3.94%
Prisma Asianavigator UI		2.47%
Fidelity Funds SICAV - Asian Equ..		2.32%
T. Rowe Price Funds SICAV - Asi..		2.10%
T Rowe Price New Asia Fund		1.98%
SEB Asia (ex-Japan) Fund		1.93%
AB FCP I - Asia (ex-Japan) Equit..		-0.91%
BlackRock Global Funds - Asian ..		-0.97%
Janus Henderson Asia Equity Fu.. Close		-1.29%
Carnegie Asia		-1.80%
Allianz Global Investors Fund - T..		-1.86%
Nomura Fds. Ireland Plc - Asia (e..		-2.18%
Swedbank Robur Asienfond	Close	-3.20%

Ave Wgt Δ	Funds Invested Δ	Fund Flows, \$	Av Wgt vs AAXJ Δ	Funds O/W % Δ
0.20%	-2.33%	(\$47M)	0.00%	1.15%



Aggregate Stock Holdings Changes

Ticker	Stock Name	Funds Invested % Δ	Average Weight Δ	Fund Flows, \$
16-HK	Sun Hung Kai Properties Limit..	2.33%	0.04%	\$20M
813-HK	Shimao Group Holdings Limited	2.33%	0.03%	\$6M
1918-HK	Sunac China Holdings Ltd.	2.33%	0.00%	\$2M
U14-SG	UOL Group Limited	1.15%	0.01%	\$0M
SPALI-TH	Supalai Public Co., Ltd.	1.16%	0.01%	\$1M
LH-TH	Land & Houses Public Co., Ltd.	1.16%	0.01%	\$1M
J69U-SG	Frasers Centrepoint Trust	1.16%	0.01%	\$2M
1113-HK	CK Asset Holdings Limited	-1.16%	0.00%	\$3M
000069-CN	Shenzhen Overseas Chinese T..	-1.16%	0.00%	(\$1M)
823-HK	Link Real Estate Investment Tr..	-1.16%	-0.02%	(\$2M)
VHM-VN	Vinhomes JSC	-2.33%	-0.01%	\$3M
PWON-ID	PT Pakuwon Jati Tbk	-2.33%	-0.01%	(\$1M)
503100-IN	Phoenix Mills Ltd.	-2.33%	-0.04%	(\$7M)
3319-HK	A-Living Smart City Services C..	-2.33%	-0.01%	(\$2M)

Largest Fund Flows, \$

Fund Name	New or Cl..	Flow
T Rowe Price New Asia Fund		\$43M
LO Funds - Asia High Conviction		\$20M
Fidelity Funds SICAV - Asian Equ..		\$18M
Pictet - Asian Equities (ex-Japa.. New		\$14M
Ninety One Glob. Strat. Fd. - Asia..		\$12M
iShares Tr. - MSCI All Country A..		\$10M
T. Rowe Price Funds SICAV - Asi..		\$8M
Nomura Fds. Ireland Plc - Asia (..		(\$7M)
BlackRock Global Funds - Asian ..		(\$9M)
FTIF SICAV - Asian Growth Fund	Close	(\$11M)
Baillie Gifford Overseas Growth ..		(\$12M)
AB FCP I - Asia (ex-Japan) Equi..		(\$12M)
Swedbank Robur Asienfond	Close	(\$15M)
Matthews Pacific Tiger Fund		(\$84M)

Largest Fund Level Changes in Stock Weight, %

Fund Name	Stock Name	New ..	Change
NESTOR-FONDS - Nestor Fernost F..	Aoyuan Healthy Life Grou..	New	1.98%
LO Funds - Asia High Conviction	KE Holdings Inc Class A	New	1.92%
Spaengler IQAM Asia Stock	China Overseas Land & I..	New	1.86%
Fidelity Funds SICAV - Asian Equit..	Sun Hung Kai Properties ..	New	1.77%
GAM Star Fund Plc - Asian Equity	City Developments Limit..	New	1.67%
T Rowe Price Asia Opportunities F..	China Resources Mixc Lif..		1.40%
GAM Star Fund Plc - Asian Equity	China Vanke Co., Ltd Clas..	New	1.39%
Nomura Fds. Ireland Plc - Asia (ex-..	Macrotech Developers Ltd.		-0.93%
Swedbank Robur Asienfond	CK Asset Holdings Limited	Close	-0.97%
NESTOR-FONDS - Nestor Fernost F..	Yuexiu Property Co., Ltd.	Close	-1.01%
Nomura Fds. Ireland Plc - Asia (ex-..	SM Prime Holdings, Inc.	Close	-1.25%
Janus Henderson Asia Equity Fund	Vinhomes JSC	Close	-1.29%
DJE - Asien	Hon Kwak Land Investme..		-1.67%
Allianz Global Investors Fund - Tot..	Capitaland Investment L..		-1.86%

Aggregate Country Holding Changes

Country	Weight	Change	Flow
Thailand	1.16%	0.00%	(\$47M)
Singapore	1.16%	0.00%	\$5M
China & HK	1.16%	0.30%	\$10M
Taiwan	0.00%	0.00%	\$0M
Malaysia	0.00%	0.01%	\$0M
India	0.00%	-0.06%	(\$9M)
Bermuda	0.00%	0.01%	\$16M
Australia	0.00%	0.00%	\$0M
Philippines	-1.16%	-0.04%	(\$22M)
South Korea	-1.16%	-0.01%	(\$2M)
Japan	-1.16%	0.00%	\$0M
Indonesia	-1.16%	0.00%	\$0M
Vietnam	-2.33%	0.00%	\$2M

Largest Changes in Fund Country Weight, %

Fund Name	New o..	Country	Change
LO Funds - Asia High Conviction		China & HK	3.94%
GAM Star Fund Plc - Asian Equity		Singapore	2.83%
Prisma Asianavigator UI	New	China & HK	2.34%
Fidelity Funds SICAV - Asian Equity ..		China & HK	2.32%
GAM Star Fund Plc - Asian Equity		China & HK	2.11%
Spaengler IQAM Asia Stock	New	China & HK	1.86%
GAM Multistock SICAV - Asia Focus ..		China & HK	1.60%
Swedbank Robur Asienfond	Close	Singapore	-1.19%
Nomura Fds. Ireland Plc - Asia (ex-J..	Close	Philippines	-1.25%
Amundi Funds - Asia Equity Concent..		India	-1.26%
Janus Henderson Asia Equity Fund	Close	Vietnam	-1.29%
Allianz Global Investors Fund - Total..		Singapore	-1.86%
Swedbank Robur Asienfond	Close	China & HK	-2.02%
AB FCP I - Asia (ex-Japan) Equity Pa..		China & HK	-2.12%

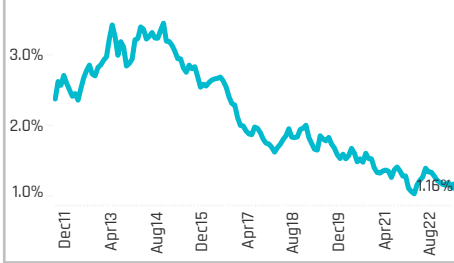
Largest Fund Level Stock Inflows/Outflows, \$

Fund Name	Stock Name	New..	Flow
Fidelity Funds SICAV - Asian Equity..	Sun Hung Kai Properties ..	New	\$18M
Pictet - Asian Equities (ex-Japan)	KE Holdings Inc Class A	New	\$14M
T Rowe Price New Asia Fund	Capitaland Integrated C..		\$14M
T Rowe Price New Asia Fund	Hongkong Land Holdings ..		\$13M
T Rowe Price New Asia Fund	KE Holdings Inc Class A		\$11M
LO Funds - Asia High Conviction	KE Holdings Inc Class A	New	\$11M
T Rowe Price New Asia Fund	Ayala Land Inc.	New	\$10M
AB FCP I - Asia (ex-Japan) Equity P..	Longfor Group Holdings L..	Close	(\$6M)
AB FCP I - Asia (ex-Japan) Equity P..	China Resources Land Li..		(\$6M)
Allianz Global Investors Fund - Tata..	Capitaland Investment L..		(\$7M)
Matthews Pacific Tiger Fund	China Resources Mixc Lif..		(\$9M)
FTIF SICAV - Asian Growth Fund	Country Garden Services ..	Close	(\$11M)
Matthews Pacific Tiger Fund	SM Prime Holdings, Inc.		(\$25M)
Matthews Pacific Tiger Fund	Central Pattana Public C..		(\$43M)

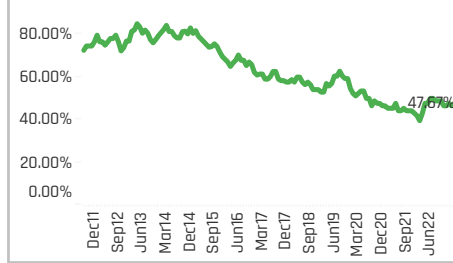
Top Holdings, %

Fund Name	Weight
AB FCP I - Asia (ex-Japan) Equity Portf..	9.51%
Hamon Asian Funds - Asia ESG Focus F..	8.18%
NESTOR-FONDS - Nestor Fernost Fonds	5.92%
FTGF Plc - Martin Currie Asia Long-Ter..	5.82%
Robeco Capital Gr. Fds. - Asian Stars E..	4.25%
DJE - Asien	3.63%
Waverton Invnt. Fds. Plc - Asia Pacific Fu..	3.54%
Ninety One Glob. Strat. Fd. - Asian Equit..	3.31%
Spaengler IQAM Asia Stock	3.26%
Matthews Asian Growth & Income Fund	3.14%
EPIC Funds Plc - Oriental Focus Fund	2.92%
Maple-Brown Abbott Funds Plc - Asia-E..	2.79%
Comgest Growth Plc - Asia Pac (ex-Jap..	2.60%
iShares Tr. - MSCI All Country Asia ex-J..	2.56%
CG Nouvelle Asie	2.53%

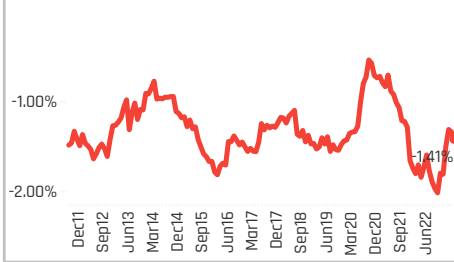
Average Weight: **1.16%**



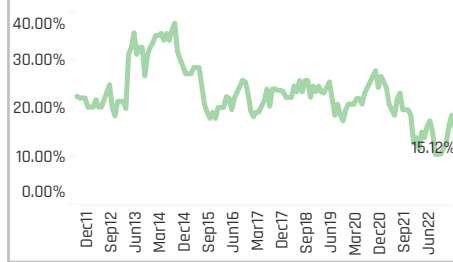
Funds Invested %: **47.67%**



Average Weight vs AAXJ: **-1.41%**



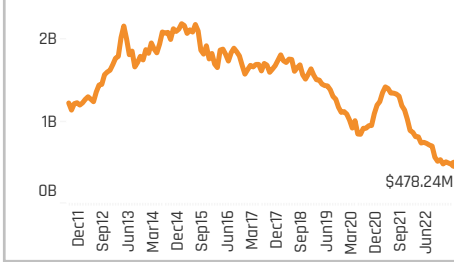
Funds Overweight %: **15.12%**



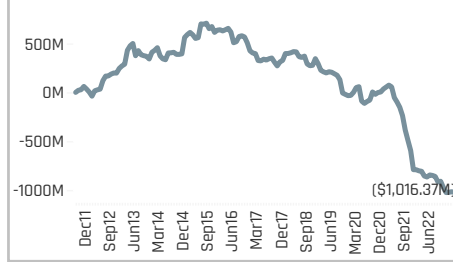
Top Holdings, \$

Fund Name	Value
iShares Tr. - MSCI All Country Asia ex-J..	\$79M
Matthews Pacific Tiger Fund	\$70M
T Rowe Price New Asia Fund	\$64M
Hermes Invnt. Funds - Asia (ex-Japan) E..	\$47M
AB FCP I - Asia (ex-Japan) Equity Portf..	\$41M
Ninety One Glob. Strat. Fd. - Asian Equit..	\$28M
Value Partners High Dividend Stocks F..	\$24M
Matthews Asian Growth & Income Fund	\$21M
T. Rowe Price Funds SICAV - Asian ex-J..	\$14M
Fidelity Funds SICAV - Asian Equity Fun..	\$9M
HSBC GIF - Asia (ex-Japan) Equity	\$8M
Matthews Asia Funds - Asia (ex-Japan)..	\$8M
CG Nouvelle Asie	\$7M
DJE - Asien	\$7M
BlackRock Global Funds - Asian Growth..	\$7M

Combined Fund AUM: **\$0.5B**



Cumulative Fund Flows: **(\$1,016M)**



Aggregate Stock Holdings Data, Ranked by Most Widely Held.

Ticker	Stock Name	Funds Invested %	Average Weight	Vs Benchmark	Fund AUM, \$
2688-HK	ENN Energy Holdings Limited	9.30%	0.14%	-0.05%	\$70M
1193-HK	China Resources Gas Group Li..	9.30%	0.11%	0.06%	\$50M
916-HK	China Longyuan Power Group..	8.14%	0.11%	0.05%	\$27M
532898-IN	Power Grid Corporation of Ind..	6.98%	0.08%	-0.08%	\$60M
270-HK	Guangdong Investment Limit..	5.81%	0.10%	0.04%	\$38M
135-HK	KunLun Energy Co. Ltd.	5.81%	0.12%	0.05%	\$39M
600900-CN	China Yangtze Power Co., Ltd..	4.65%	0.06%	-0.01%	\$13M
U96-SG	Sembcorp Industries Ltd.	3.49%	0.05%	0.05%	\$6M
956-HK	China Suntien Green Energy C..	3.49%	0.05%	0.05%	\$10M
2-HK	CLP Holdings Limited	3.49%	0.02%	-0.20%	\$8M
RNW-US	ReNew Energy Global plc Clas..	2.33%	0.02%	0.02%	\$2M
600803-CN	ENN Ecological Holdings Co., L..	2.33%	0.06%	0.06%	\$11M
532514-IN	Indraprastha Gas Limited	2.33%	0.01%	-0.02%	\$6M
532155-IN	GAIL (India) Limited	2.33%	0.03%	-0.02%	\$31M
3868-HK	Xinyi Energy Holdings Limited	2.33%	0.02%	0.02%	\$0M

Top Stock Holdings, %

Fund Name	Ticker	Stock Name	Weight
DJE - Asien	270-HK	Guangdong Investme..	3.63%
Waverton Invnt. Fds. Plc - Asia Pacific Fu..	2688-HK	ENN Energy Holdings ..	3.54%
FTGF Plc - Martin Currie Asia Long-Ter..	2688-HK	ENN Energy Holdings ..	3.45%
NESTOR-FONDS - Nestor Fernost Fonds	956-HK	China Suntien Green E..	3.32%
Hamon Asian Funds - Asia ESG Focus F..	600803-CN	ENN Ecological Holdin..	3.13%
EPIC Funds Plc - Oriental Focus Fund	600900-CN	China Yangtze Power ..	2.92%
Robeco Capital Gr. Fds. - Asian Stars E..	135-HK	KunLun Energy Co. Ltd.	2.76%
Comgest Growth Plc - Asia Pac (ex-Jap..	1193-HK	China Resources Gas ..	2.60%
NESTOR-FONDS - Nestor Fernost Fonds	135-HK	KunLun Energy Co. Ltd.	2.60%
CG Nouvelle Asie	1193-HK	China Resources Gas ..	2.53%
FTGF Plc - Martin Currie Asia Long-Ter..	270-HK	Guangdong Investme..	2.37%
Hamon Asian Funds - Asia ESG Focus F..	916-HK	China Longyuan Powe..	2.36%
Maple-Brown Abbott Funds Plc - Asia-E..	135-HK	KunLun Energy Co. Ltd.	2.35%
AB FCP I - Asia (ex-Japan) Equity Portf..	135-HK	KunLun Energy Co. Ltd.	2.08%
AB FCP I - Asia (ex-Japan) Equity Portf..	532155-IN	GAIL (India) Limited	2.07%

Aggregate Country Holdings, %

Country	Weight	Change
China & HK	0.89%	+0.60%
India	0.18%	+13.95%
Singapore	0.05%	+3.49%
South Korea	0.02%	+2.33%
Indonesia	0.02%	+1.16%
Vietnam	0.00%	+1.16%
Thailand	0.00%	-0.22%
Philippines	0.00%	-0.06%
Malaysia	0.00%	-0.08%

Top Country Holdings, %

Fund Name	Country	Weight
Hamon Asian Funds - Asia ESG Focus F..	China & HK	8.18%
NESTOR-FONDS - Nestor Fernost Fonds	China & HK	5.92%
FTGF Plc - Martin Currie Asia Long-Ter..	China & HK	5.82%
AB FCP I - Asia (ex-Japan) Equity Portf..	China & HK	5.56%
Robeco Capital Gr. Fds. - Asian Stars E..	China & HK	4.25%
AB FCP I - Asia (ex-Japan) Equity Portf..	India	3.95%
DJE - Asien	China & HK	3.63%
Waverton Invnt. Fds. Plc - Asia Pacific Fu..	China & HK	3.54%
Matthews Asian Growth & Income Fund	China & HK	3.14%
EPIC Funds Plc - Oriental Focus Fund	China & HK	2.92%
Maple-Brown Abbott Funds Plc - Asia-E..	China & HK	2.79%
Ninety One Glob. Strat. Fd. - Asian Equit..	China & HK	2.60%
Comgest Growth Plc - Asia Pac (ex-Jap..	China & HK	2.60%
CG Nouvelle Asie	China & HK	2.53%
MFS Meridian Funds - Asia Pacific (ex-J..	China & HK	2.20%

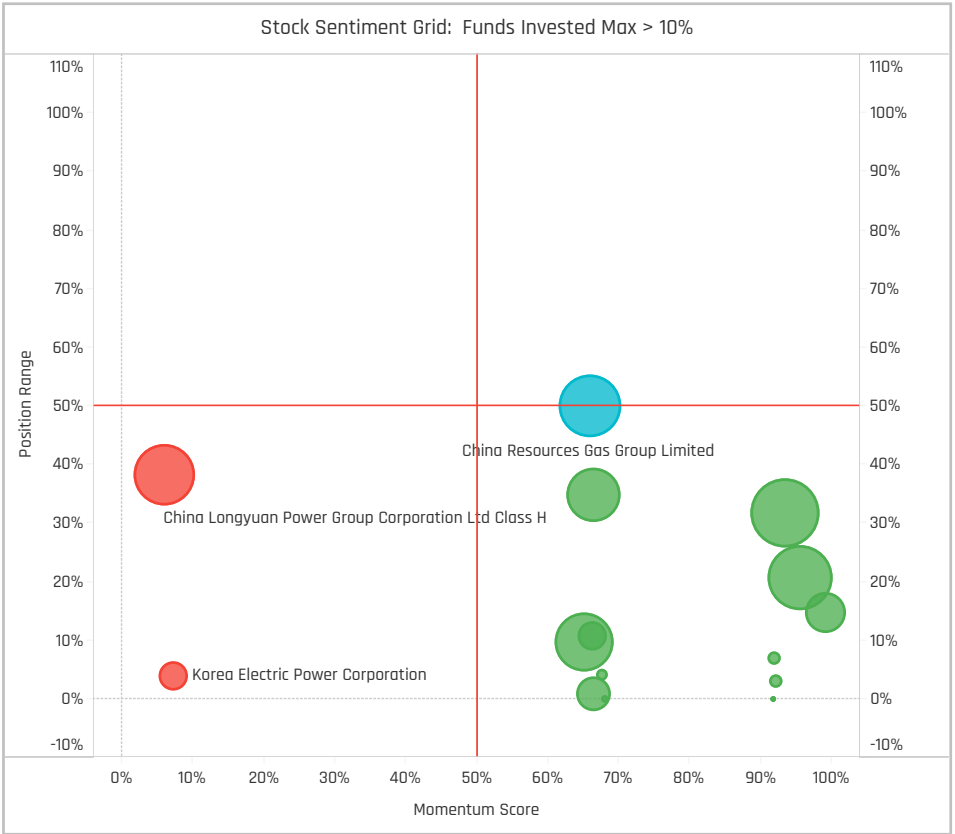
Top Stock Holdings, \$

Fund Name	Ticker	Stock Name	Value
Matthews Pacific Tiger Fund	2688-HK	ENN Energy Holdings Li..	\$41M
T Rowe Price New Asia Fund	532898-IN	Power Grid Corporation ..	\$35M
T Rowe Price New Asia Fund	1193-HK	China Resources Gas Gr..	\$29M
Matthews Pacific Tiger Fund	500400-I..	Tata Power Company Li..	\$29M
Hermes Invnt. Funds - Asia (ex-Japan) E..	135-HK	KunLun Energy Co. Ltd.	\$26M
Hermes Invnt. Funds - Asia (ex-Japan) E..	532155-IN	GAIL (India) Limited	\$21M
Value Partners High Dividend Stocks F..	270-HK	Guangdong Investment ..	\$19M
Ninety One Glob. Strat. Fd. - Asian Equit..	2688-HK	ENN Energy Holdings Li..	\$15M
Matthews Asian Growth & Income Fund	600803-..	ENN Ecological Holdings ..	\$11M
Matthews Asian Growth & Income Fund	270-HK	Guangdong Investment ..	\$10M
Fidelity Funds SICAV - Asian Equity Fun..	956-HK	China Suntien Green En..	\$9M
AB FCP I - Asia (ex-Japan) Equity Portf..	135-HK	KunLun Energy Co. Ltd.	\$9M
AB FCP I - Asia (ex-Japan) Equity Portf..	532155-IN	GAIL (India) Limited	\$9M
HSBC GIF - Asia (ex-Japan) Equity	916-HK	China Longyuan Power ..	\$8M
Matthews Asia Funds - Asia (ex-Japan)..	543290-IN	Powergrid Infrastructure..	\$8M

Largest Changes in Fund Weight, %

Fund Name	New or C..	Change
Spaengler IQAM Asia Stock	New	3.26%
Baring Eastern Trust	New	1.04%
FTGF Plc - Martin Currie Asia Lon..		0.85%
Ninety One Glob. Strat. Fd. - Asia..		0.74%
Robeco Capital Gr. Fds. - Asian S..		0.66%
NESTOR-FONDS - Nestor Fernast..		0.54%
Maple-Brown Abbott Funds Plc -..		0.53%
HSBC GIF - Asia (ex-Japan) Equi..		-0.80%
Skandia Asia	Close	-0.87%
GAM Star Fund Plc - Asian Equity	Close	-1.02%
Matthews Pacific Tiger Fund		-1.19%
Janus Henderson Asia Equity Fu..		-1.36%
AB FCP I - Asia (ex-Japan) Equit..		-2.33%
BlackRock Global Funds - Asian ..		-2.34%

Ave Wgt Δ	Funds Invested Δ	Fund Flows, \$	Av Wgt vs AAXJ Δ	Funds O/W % Δ
-0.08%	-1.16%	(\$114M)	0.59%	4.65%



Aggregate Stock Holdings Changes

Ticker	Stock Name	Funds Invested % Δ	Average Weight Δ	Fund Flows, \$
U96-SG	Sembcorp Industries Ltd.	2.33%	0.03%	\$0M
P6EO-ID	PT Pertamina Geothermal Ener..	1.16%	0.02%	\$0M
532898-IN	Power Grid Corporation of Indi..	1.16%	-0.02%	(\$5M)
532514-IN	Indraprastha Gas Limited	1.16%	0.01%	\$4M
Y85481151	Tata Power Company Limited ..	0.00%	0.00%	
VSH-VN	Vinh Son-Song Hinh Hydropow..	0.00%	0.00%	\$0M
TTW-TH	TTW Public Company Limited	0.00%	0.00%	
POW-VN	Petrovietnam Power Corp.	-1.16%	0.00%	\$0M
MPI-PH	Metro Pacific Investments Cor..	-1.16%	-0.01%	(\$3M)
855-HK	China Water Affairs Group Lim..	-1.16%	-0.01%	(\$1M)
600011-CN	Huaneng Power International, ..	-1.16%	0.00%	(\$5M)
3868-HK	Xinyi Energy Holdings Limited	-1.16%	-0.01%	(\$3M)
015760-KR	Korea Electric Power Corporati..	-1.16%	-0.01%	(\$3M)
600900-CN	China Yangtze Power Co., Ltd. ..	-2.33%	-0.07%	(\$27M)

Largest Fund Flows, \$

Fund Name	New or Cl..	Flow
iShares Tr. - MSCI All Country A..		\$6M
Ninety One Glob. Strat. Fd. - Asia..		\$5M
Baring Eastern Trust	New	\$1M
DJE - Asien		\$1M
Spaengler IQAM Asia Stock	New	\$1M
CG Nouvelle Asie		\$1M
Robeco Capital Gr. Fds. - Asian ..		\$0M
T. Rowe Price Funds SICAV - Asi..		(\$3M)
Baillie Gifford Overseas Growth ..	Close	(\$5M)
Matthews Asian Growth & Inco..		(\$7M)
T Rowe Price New Asia Fund		(\$12M)
AB FCP I - Asia (ex-Japan) Equi..		(\$13M)
BlackRock Global Funds - Asian ..		(\$17M)
Matthews Pacific Tiger Fund		(\$62M)

Largest Fund Level Changes in Stock Weight, %

Fund Name	Stock Name	New ..	Change
Spaengler IQAM Asia Stock	Sembcorp Industries Ltd.	New	1.96%
Spaengler IQAM Asia Stock	PT Pertamina Geotherma..	New	1.30%
Baring Eastern Trust	China Longyuan Power G..	New	1.04%
Robeco Capital Gr. Fds. - Asian Sta..	KunLun Energy Co. Ltd.		0.98%
AB FCP I - Asia (ex-Japan) Equity ..	Indraprastha Gas Limited	New	0.84%
SEB Asia (ex-Japan) Fund	China Datang Corp. Rene..		0.73%
Ninety One Glob. Strat. Fd. - Asian E..	Power Grid Corporation o..	New	0.71%
GAM Star Fund Plc - Asian Equity	China Longyuan Power G..	Close	-1.02%
Matthews Pacific Tiger Fund	Tata Power Company Li..		-1.14%
Sydinvest Fjernosten	China Yangtze Power Co... Close		-1.20%
Janus Henderson Asia Equity Fund	China Longyuan Power G..	Close	-1.26%
AB FCP I - Asia (ex-Japan) Equity ..	China Yangtze Power Co... Close		-1.41%
AB FCP I - Asia (ex-Japan) Equity ..	Power Grid Corporation o..		-1.52%
BlackRock Global Funds - Asian Gr..	China Yangtze Power Co... Close		-2.34%

Aggregate Country Holding Changes

Country	Change	Fund Flows, \$
Singapore	2.33%	\$0M
Indonesia	1.16%	\$0M
India	1.16%	(\$44M)
Vietnam	0.00%	\$0M
Thailand	0.00%	\$1M
Taiwan	0.00%	
Malaysia	0.00%	\$1M
Bangladesh	0.00%	
Australia	0.00%	
South Korea	-1.16%	(\$3M)
Philippines	-1.16%	(\$3M)
China & HK	-3.23%	(\$57M)

Largest Changes in Fund Country Weight, %

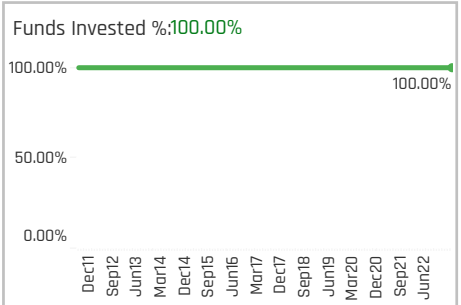
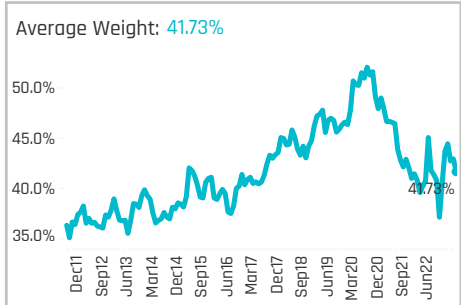
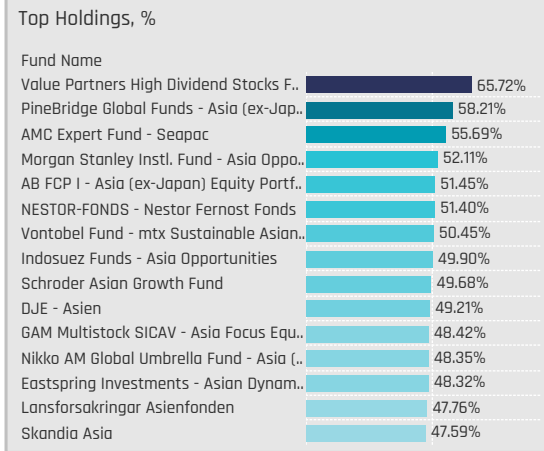
Fund Name	New o..	Country	Change
Spaengler IQAM Asia Stock	New	Singapore	1.96%
Spaengler IQAM Asia Stock	New	Indonesia	1.30%
Baring Eastern Trust	New	China & HK	1.04%
FTGF Plc - Martin Currie Asia Long-T..		China & HK	0.85%
Ninety One Glob. Strat. Fd. - Asian Eq..	New	India	0.71%
Robeco Capital Gr. Fds. - Asian Star..		China & HK	0.66%
NESTOR-FONDS - Nestor Fernast Fa..		China & HK	0.54%
Skandia Asia	Close	South Korea	-0.87%
AB FCP I - Asia (ex-Japan) Equity Pa..		China & HK	-0.91%
GAM Star Fund Plc - Asian Equity	Close	China & HK	-1.02%
Matthews Pacific Tiger Fund		India	-1.14%
Sydinvest Fjernosten	Close	China & HK	-1.20%
Janus Henderson Asia Equity Fund		China & HK	-1.36%
BlackRock Global Funds - Asian Gro..		China & HK	-2.34%

Largest Fund Level Stock Inflows/Outflows, \$

Fund Name	Stock Name	New..	Flow
Ninety One Glob. Strat. Fd. - Asian E..	Power Grid Corporation o..	New	\$6M
AB FCP I - Asia (ex-Japan) Equity P..	Indraprastha Gas Limited	New	\$3M
AB FCP I - Asia (ex-Japan) Equity P..	China Resources Gas Gro..	New	\$2M
AB FCP I - Asia (ex-Japan) Equity P..	China Longyuan Power G..		\$2M
Sydinvest Fjernosten	Sembcorp Industries Ltd.	New	\$1M
Baring Eastern Trust	China Longyuan Power G..	New	\$1M
SEB Asia (ex-Japan) Fund	China Datang Corp. Rene..		\$1M
Matthews Asian Growth & Income ..	Guangdong Investment L..		(\$5M)
AB FCP I - Asia (ex-Japan) Equity P..	Power Grid Corporation o..		(\$6M)
AB FCP I - Asia (ex-Japan) Equity P..	China Yangtze Power Co... Close		(\$6M)
T Rowe Price New Asia Fund	China Resources Gas Gro..		(\$8M)
BlackRock Global Funds - Asian Gro..	China Yangtze Power Co... Close		(\$17M)
Matthews Pacific Tiger Fund	ENN Energy Holdings Lim..		(\$20M)
Matthews Pacific Tiger Fund	Tata Power Company Li..		(\$43M)

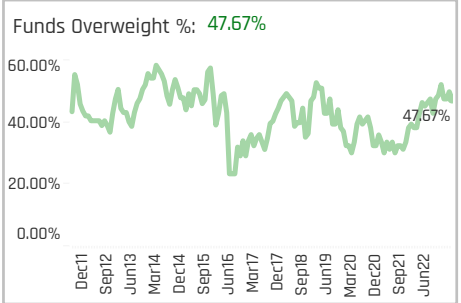
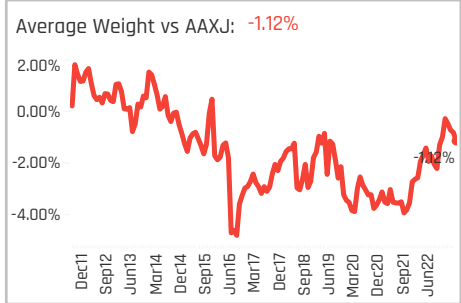
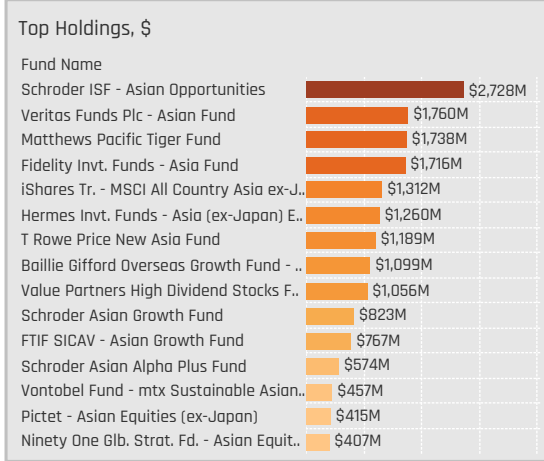


Country Profiles



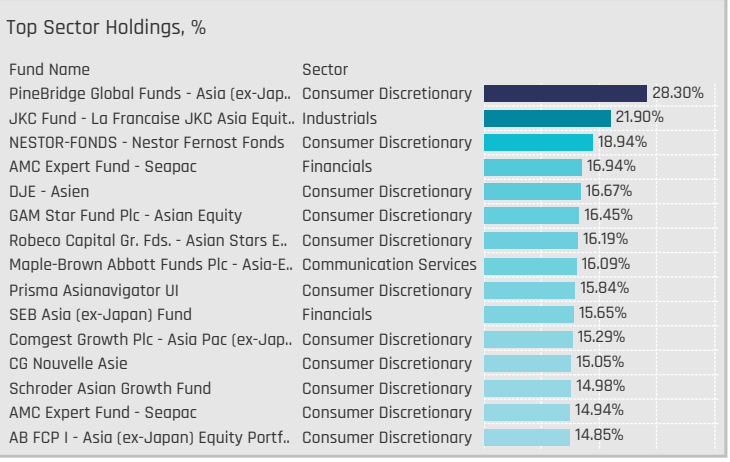
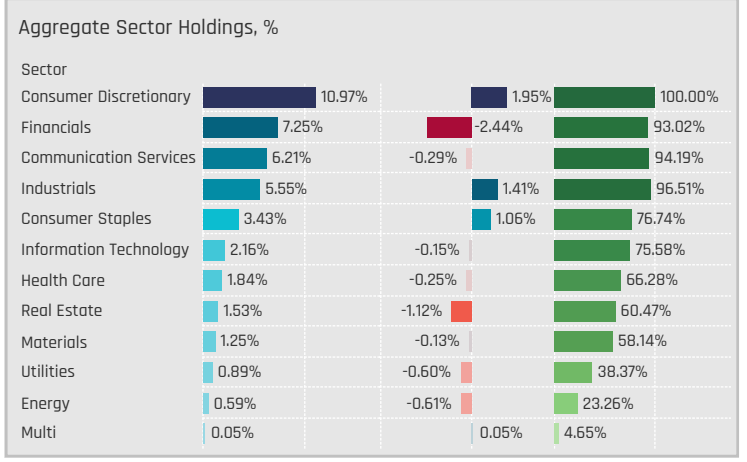
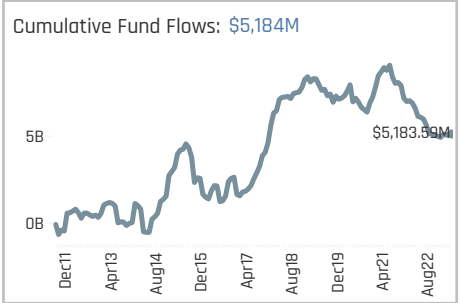
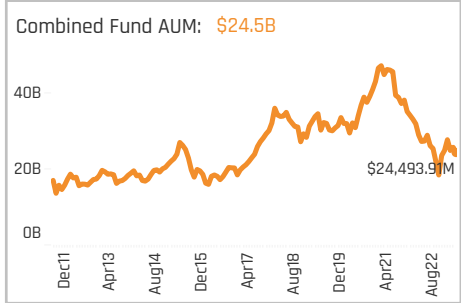
Aggregate Stock Holdings Data, Ranked by Most Widely Held.

Ticker	Stock Name	Funds Invested %	Average Weight	Vs Benchmark	Fund AUM, \$
700-HK	Tencent Holdings Ltd.	84.88%	4.33%	-0.45%	\$2,416M
9988-HK	Alibaba Group Holding Ltd.	82.56%	3.14%	0.43%	\$1,800M
1299-HK	AIA Group Limited	77.91%	3.12%	0.88%	\$1,781M
3690-HK	Meituan Class B	68.60%	1.20%	-0.28%	\$840M
388-HK	Hong Kong Exchanges & Clear..	59.30%	1.07%	0.20%	\$693M
9618-HK	JD.com, Inc. Class A	54.65%	0.77%	0.12%	\$643M
669-HK	Techtronic Industries Co., Ltd.	41.86%	0.66%	0.41%	\$455M
3968-HK	China Merchants Bank Co., Lt..	37.21%	0.59%	0.27%	\$247M
2318-HK	Ping An Insurance (Group) Co..	37.21%	0.72%	-0.07%	\$394M
NTESF-US	NetEase, Inc.	30.23%	0.59%	-0.02%	\$300M
YUMC-US	Yum China Holdings, Inc.	29.07%	0.63%	0.18%	\$492M
BIDU-US	Baidu Inc Sponsored ADR Clas..	29.07%	0.56%	-0.01%	\$274M
600519-CN	Kweichow Moutai Co., Ltd. Cla..	27.91%	0.88%	0.55%	\$759M
2313-HK	Shenzhen International Group..	27.91%	0.32%	0.18%	\$179M
601012-CN	LONGi Green Energy Technolo..	25.58%	0.24%	0.20%	\$178M



Top Stock Holdings, %

Fund Name	Ticker	Stock Name	Weight
Fidelity Active Strategy - Asia Fund	600519-CN	Kweichow Moutai Co., ..	9.75%
Fidelity Asia Fund	600519-CN	Kweichow Moutai Co., ..	9.50%
Maple-Brown Abbott Funds Plc - Asia-E..	941-HK	China Mobile Limited	9.40%
Value Partners High Dividend Stocks F..	728-HK	China Telecom Corp. L..	9.08%
JKC Fund - La Francaise JKC Asia Equit..	3908-HK	China International C..	8.16%
Nomura Fds. Ireland Plc - Asia (ex-Japa..	700-HK	Tencent Holdings Ltd.	8.10%
GS Funds - Asia Equity Portfolio	700-HK	Tencent Holdings Ltd.	8.01%
Fidelity Funds SICAV - Asian Equity Fun..	1299-HK	AIA Group Limited	7.97%
JKC Fund - La Francaise JKC Asia Equit..	2588-HK	BOC Aviation Limited	7.83%
Nikko AM Global Umbrella Fund - Asia (...)	1299-HK	AIA Group Limited	7.80%
PineBridge Global Funds - Asia (ex-Jap..	PDD-US	Pinduoduo, Inc. Spons..	7.73%
Baring Eastern Trust	700-HK	Tencent Holdings Ltd.	7.68%
Fidelity Inv. Funds - Asia Fund	1299-HK	AIA Group Limited	7.66%
Alquity SICAV - Asia Fund	700-HK	Tencent Holdings Ltd.	7.64%
Swedbank Robur Asienfond	700-HK	Tencent Holdings Ltd.	7.50%



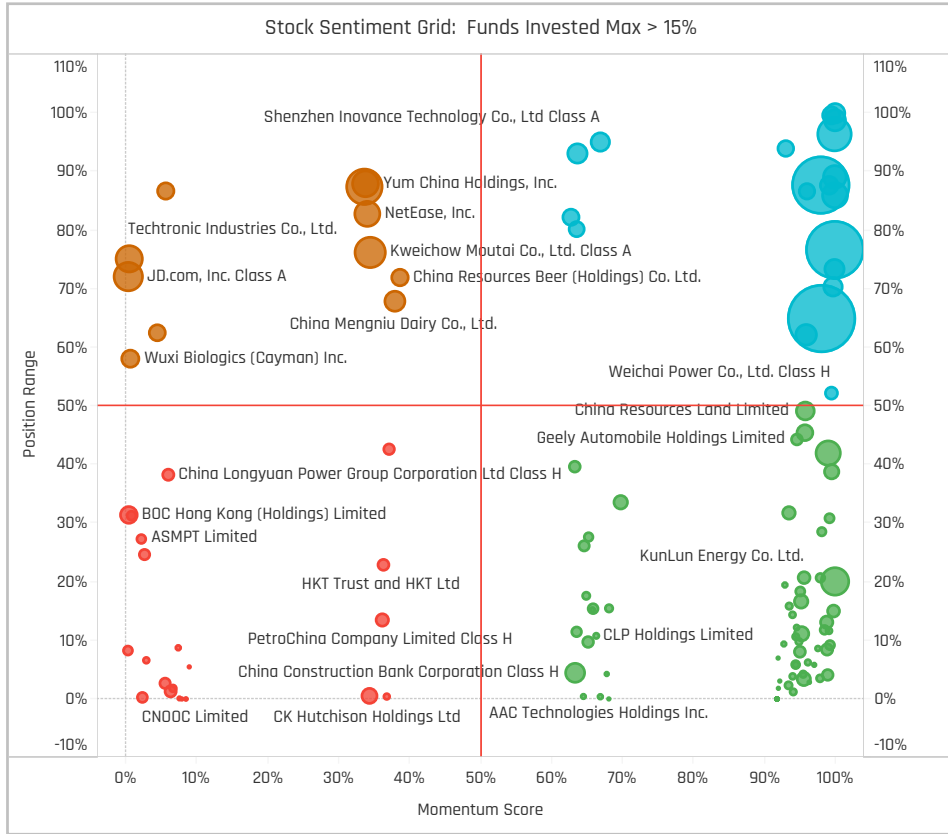
Top Stock Holdings, \$

Fund Name	Ticker	Stock Name	Value
Veritas Funds Plc - Asian Fund	600519-C..	Kweichow Moutai Co., Lt..	\$350M
Veritas Funds Plc - Asian Fund	300124-C..	Shenzhen Inovance Tech..	\$319M
Fidelity Inv. Funds - Asia Fund	1299-HK	AIA Group Limited	\$293M
Schroder ISF - Asian Opportunities	700-HK	Tencent Holdings Ltd.	\$286M
Schroder ISF - Asian Opportunities	1299-HK	AIA Group Limited	\$276M
Fidelity Inv. Funds - Asia Fund	700-HK	Tencent Holdings Ltd.	\$238M
Schroder ISF - Asian Opportunities	9988-HK	Alibaba Group Holding L..	\$195M
Veritas Funds Plc - Asian Fund	300450-..	Wuxi Lead Intelligent Eq..	\$177M
Matthews Pacific Tiger Fund	700-HK	Tencent Holdings Ltd.	\$176M
T Rowe Price New Asia Fund	700-HK	Tencent Holdings Ltd.	\$176M
Veritas Funds Plc - Asian Fund	700-HK	Tencent Holdings Ltd.	\$160M
Fidelity Inv. Funds - Asia Fund	9988-HK	Alibaba Group Holding L..	\$153M
Schroder ISF - Asian Opportunities	669-HK	Techtronic Industries Co...	\$148M
iShares Tr. - MSCI All Country Asia ex-J..	700-HK	Tencent Holdings Ltd.	\$146M
Value Partners High Dividend Stocks F..	728-HK	China Telecom Corp. Ltd...	\$146M

Largest Changes in Fund Weight, %

Fund Name	New or C..	Change
Carnegie Asia		
Prisma Asianavigator UI		
LO Funds - Asia High Conviction		12.76%
Invesco Funds - Asia Opportuniti..		11.34%
NESTOR-FONDS - Nestor Fernost..		10.97%
BlackRock Global Funds - Asian ..		10.67%
Swedbank Robur Asienfond		8.74%
Veritas Funds Plc - Asian Fund		0.99%
Franklin Asian Equity Fund		0.90%
TT International Funds Plc - Asia..		-0.46%
Fidelity Active Strategy - Asia F..		-0.99%
Fidelity Funds SICAV - Asian Equ..		-1.83%
Matthews Asian Growth & Inco..		-2.31%
Matthews Asia Funds - Asia (ex-..		-5.65%

Ave Wgt Δ	Funds Invested Δ	Fund Flows, \$	Av Wgt vs AAXJ Δ	Funds O/W % Δ
4.52%	0.00%	\$67M	0.15%	0.00%



Aggregate Stock Holdings Changes

Ticker	Stock Name	Funds Invested % Δ	Average Weight Δ	Fund Flows, \$
3690-HK	Meituan Class B	11.63%	-0.11%	\$19M
PDD-US	Pinduoduo, Inc. Sponsored AD..	6.98%	0.10%	\$26M
9961-HK	Trip Com Group Ltd	5.81%	0.17%	\$39M
3968-HK	China Merchants Bank Co., Ltd..	5.81%	0.21%	\$20M
300760-CN	Shenzhen Mindray Bio-Medical..	5.81%	0.03%	\$15M
1211-HK	BYD Company Limited Class H	5.81%	0.14%	\$60M
388-HK	Hong Kong Exchanges & Cleari..	4.65%	0.27%	\$40M
300450-CN	Wuxi Lead Intelligent Equipme..	-3.49%	-0.07%	(\$2M)
2388-HK	BOC Hong Kong (Holdings) Lim..	-3.49%	-0.09%	(\$18M)
669-HK	Techtronic Industries Co., Ltd.	-4.65%	-0.09%	(\$3M)
6110-HK	Topsports International Holdin..	-4.65%	-0.02%	(\$68M)
9618-HK	JD.com, Inc. Class A	-4.65%	-0.27%	(\$55M)
2328-HK	PICC Property & Casualty Co., ..	-5.81%	-0.08%	(\$15M)
2269-HK	Wuxi Biologics (Cayman) Inc.	-6.98%	-0.03%	(\$48M)

Largest Fund Flows, \$

Fund Name	New or Cl..	Flow
Schroder ISF - Asian Opportunit..		\$287M
Fidelity Invt. Funds - Asia Fund		\$121M
iShares Tr. - MSCI All Country A..		\$117M
Swedbank Robur Asienfond		\$102M
BlackRock Global Funds - Asian ..		\$31M
Syinvest Fjernosten		\$28M
Invesco Funds - Asia Opportuni..		\$27M
Nomura Fds. Ireland Plc - Asia (..		(\$26M)
Matthews Asia Funds - Asia (ex..		(\$29M)
Fidelity Funds SICAV - Asian Eq..		(\$57M)
JPMorgan Fund ICVC - Asia Gro..		(\$78M)
Matthews Asian Growth & Inco..		(\$81M)
FTIF SICAV - Asian Growth Fund		(\$81M)
Matthews Pacific Tiger Fund		(\$327M)

Largest Fund Level Changes in Stock Weight, %

Fund Name	Stock Name	New ..	Change
Invesco Funds - Asia Opportunities..	Tencent Holdings Ltd.		5.40%
Waverton Invt. Fds. Plc - Asia Pacif..	Tencent Holdings Ltd.	New	5.09%
Invesco Funds - Asia Opportunities..	Alibaba Group Holding Lt..		4.35%
Skandia Asia	Alibaba Group Holding Lt..	New	4.22%
Syinvest Fjernosten	Tencent Holdings Ltd.		4.16%
Lansforsakringar Asienfonden	Alibaba Group Holding Lt..	New	4.15%
BlackRock Global Funds - Asian Gr..	Tencent Holdings Ltd.		3.98%
DJE - Asien	Great Eagle Holdings Lim..		-2.89%
Carnegie Asia	AIA Group Limited		-2.99%
Fidelity Active Strategy - Asia Fund	Galaxy Entertainment Gr..	Close	-3.40%
Fidelity Active Strategy - Asia Fund	Li Ning Company Limited	Close	-3.42%
Spaengler IQAM Asia Stock	China Mobile Limited	Close	-3.42%
Robeco Capital Gr. Fds. - Asian Sta..	China Petroleum & Chem..	Close	-3.45%
FTFG Plc - Martin Currie Asia Long-..	Jardine Matheson Holdin..	Close	-4.23%

Aggregate Country Holding Changes

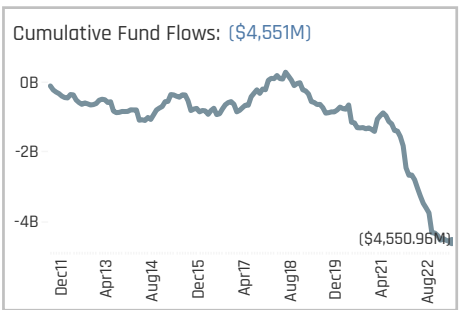
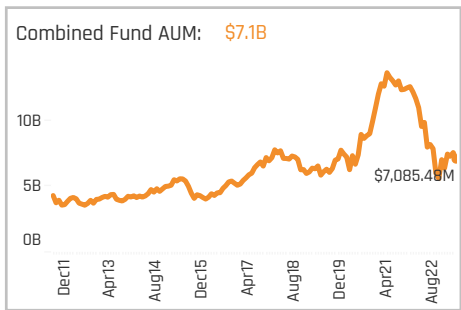
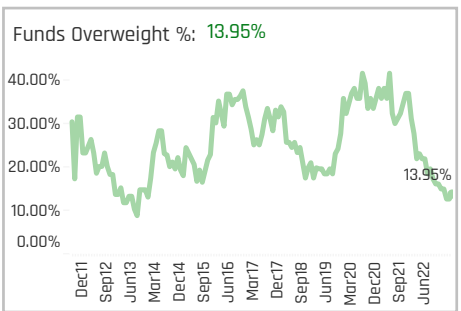
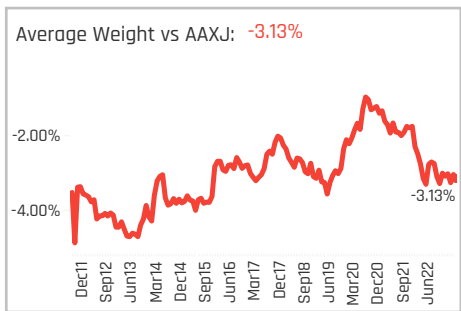
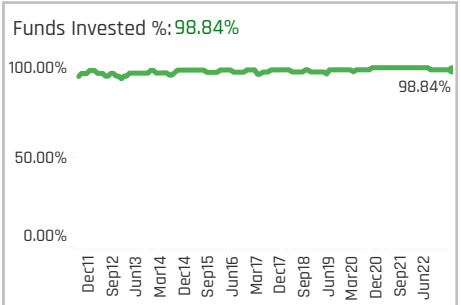
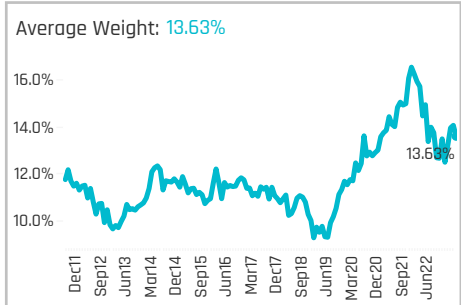
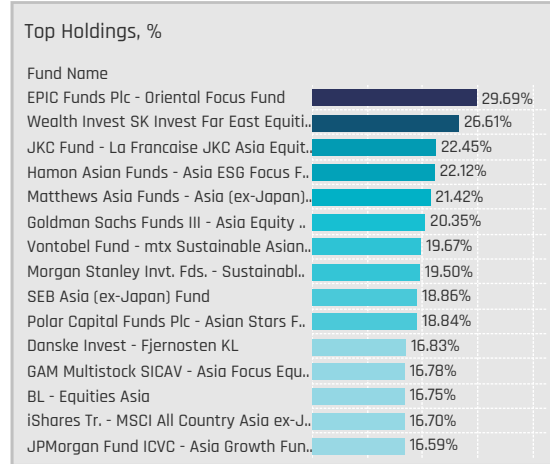
Sector	Change	Flow
Industrials	2.33%	\$11M
Communication Services	1.16%	\$44M
Real Estate	1.16%	\$10M
Multi	0.00%	\$0M
Consumer Discretionary	0.00%	\$190M
Information Technology	-1.16%	\$52M
Health Care	-1.16%	(\$233M)
Consumer Staples	-1.16%	(\$21M)
Materials	-2.33%	(\$27M)
Financials	-2.33%	\$120M
Energy	-3.49%	(\$13M)
Utilities	-3.49%	(\$67M)

Largest Changes in Fund Country Weight, %

Fund Name	New o..	Sector	Change
Carnegie Asia		Consumer Discretionary	
GAM Star Fund Plc - Asian Equity		Communication Services	7.28%
Invesco Funds - Asia Opportunities ..		Communication Services	6.29%
DJE - Asien		Financials	6.21%
Robeco Capital Gr. Fds. - Asian Star..		Consumer Discretionary	5.26%
NESTOR-FONDS - Nestor Fernost Fo..		Consumer Discretionary	5.05%
BlackRock Global Funds - Asian Gro..		Financials	5.03%
GAM Star Fund Plc - Asian Equity	Close	Consumer Staples	-2.53%
DJE - Asien		Consumer Discretionary	-3.19%
Invesco Funds - Asia Opportunities ..		Health Care	-3.46%
Robeco Capital Gr. Fds. - Asian Star..		Energy	-3.95%
FTFG Plc - Martin Currie Asia Long-T..		Industrials	-4.41%
Fidelity Active Strategy - Asia Fund		Consumer Discretionary	-7.76%
Baring Eastern Trust		Industrials	-7.84%

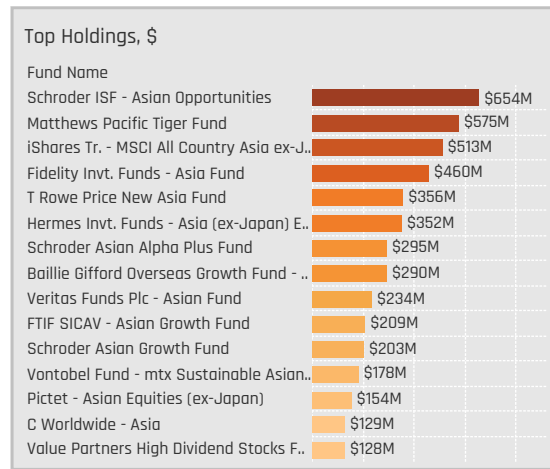
Largest Fund Level Stock Inflows/Outflows, \$

Fund Name	Stock Name	New..	Flow
Schroder ISF - Asian Opportunities	Alibaba Group Holding Lt..		\$49M
Baillie Gifford Overseas Growth Fun..	Ping An Insurance (Group..		\$42M
Fidelity Invt. Funds - Asia Fund	BYD Company Limited Cl..	New	\$41M
Fidelity Invt. Funds - Asia Fund	China Tourism Group Dut..	New	\$37M
Fidelity Invt. Funds - Asia Fund	Zhejiang Supor Co., Ltd. ..		\$37M
Schroder ISF - Asian Opportunities	Tencent Holdings Ltd.		\$35M
T Rowe Price New Asia Fund	Inner Mongolia Yili Indust..	New	\$29M
FTIF SICAV - Asian Growth Fund	Kweichow Moutai Co., Lt..	Close	(\$25M)
Matthews Pacific Tiger Fund	Shenzhen Inovance Tech..		(\$26M)
Schroder ISF - Asian Opportunities	Oppein Home Group, Inc. ..	Close	(\$27M)
Matthews Pacific Tiger Fund	CITIC Securities Co. Ltd. C..		(\$28M)
Matthews Pacific Tiger Fund	AIA Group Limited		(\$34M)
Matthews Pacific Tiger Fund	Topsports International ..	Close	(\$44M)
Matthews Pacific Tiger Fund	CSPC Pharmaceutical Gro..		(\$65M)



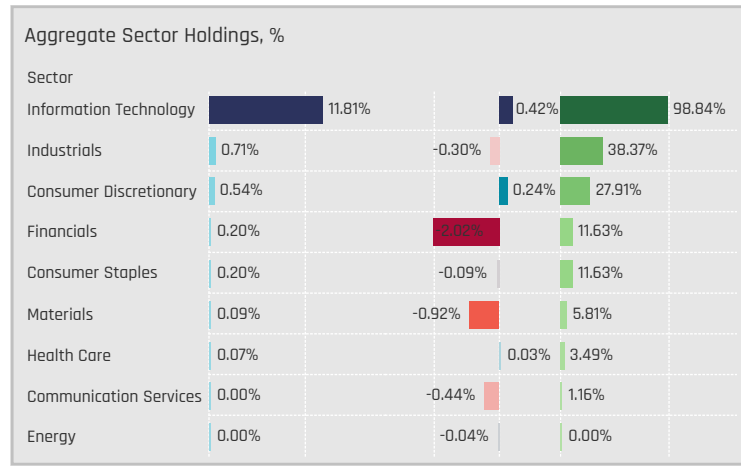
Aggregate Stock Holdings Data, Ranked by Most Widely Held.

Ticker	Stock Name	Funds Invested %	Average Weight	Vs Benchmark	Fund AUM, \$
2330-TW	Taiwan Semiconductor Manuf..	95.35%	7.28%	0.23%	\$4,344M
2454-TW	MediaTek Inc	50.00%	0.75%	0.16%	\$563M
2308-TW	Delta Electronics, Inc.	24.42%	0.36%	0.02%	\$139M
6415-TW	Silergy Corp.	18.60%	0.19%	0.11%	\$101M
5871-TW	Chailase Holding Co. Ltd.	16.28%	0.23%	0.04%	\$181M
2395-TW	Advantech Co., Ltd.	15.12%	0.28%	0.19%	\$67M
2345-TW	Accton Technology Corp.	15.12%	0.23%	0.14%	\$151M
2317-TW	Hon Hai Precision Industry Co...	15.12%	0.27%	-0.48%	\$122M
3023-TW	SINBON Electronics Co., Ltd.	12.79%	0.25%	0.25%	\$34M
3037-TW	Unimicron Technology Corp.	10.47%	0.09%	-0.01%	\$36M
2360-TW	Chroma Ate Inc.	10.47%	0.20%	0.20%	\$24M
1216-TW	Uni-President Enterprises Car..	9.30%	0.13%	-0.07%	\$63M
8069-TW	E Ink Holdings Inc.	8.14%	0.14%	0.05%	\$72M
6669-TW	Wiwynn Corp.	8.14%	0.17%	0.10%	\$45M
4966-TW	Parade Technologies, Ltd.	8.14%	0.11%	0.06%	\$23M



Top Stock Holdings, %

Fund Name	Ticker	Stock Name	Weight
Nomura Fds. Ireland Plc - Asia (ex-Japa..	2330-TW	Taiwan Semiconducto..	10.22%
BlackRock Global Funds - Asian Growth..	2330-TW	Taiwan Semiconducto..	10.20%
T Rowe Price New Asia Fund	2330-TW	Taiwan Semiconducto..	9.99%
Fidelity Inv. Trust - Emerging Asia Fund	2330-TW	Taiwan Semiconducto..	9.94%
JKC Fund - La Francaise JKC Asia Equit..	5904-TW	POYA International Co.	9.88%
Fidelity Asia Fund	2330-TW	Taiwan Semiconducto..	9.86%
T Rowe Price Asia Opportunities Fund	2330-TW	Taiwan Semiconducto..	9.82%
GS Funds - Asia Equity Portfolio	2330-TW	Taiwan Semiconducto..	9.80%
HSBC GIF - Asia (ex-Japan) Equity	2330-TW	Taiwan Semiconducto..	9.73%
Skandia Asia	2330-TW	Taiwan Semiconducto..	9.62%
Fidelity Invt. Funds - Asia Fund	2330-TW	Taiwan Semiconducto..	9.61%
Nordea Asian Stars Fund	2330-TW	Taiwan Semiconducto..	9.58%
Janus Henderson Asia Equity Fund	2330-TW	Taiwan Semiconducto..	9.55%
Handelsbanken Asien Tema	2330-TW	Taiwan Semiconducto..	9.52%
FTIF SICAV - Asian Growth Fund	2330-TW	Taiwan Semiconducto..	9.42%



Top Sector Holdings, %

Fund Name	Sector	Weight
EPIC Funds Plc - Oriental Focus Fund	Information Technology	21.92%
Hamon Asian Funds - Asia ESG Focus F..	Information Technology	20.05%
Polar Capital Funds Plc - Asian Stars F..	Information Technology	18.84%
Goldman Sachs Funds III - Asia Equity ..	Information Technology	17.94%
Wealth Invest SK Invest Far East Equiti..	Information Technology	17.42%
Vantobel Fund - mtx Sustainable Asian..	Information Technology	16.35%
Danske Invest - Fjernosten KL	Information Technology	15.75%
Nordea Asian Stars Fund	Information Technology	15.74%
Swedbank Robur Asienfond	Information Technology	15.72%
Fidelity Asia Fund	Information Technology	15.56%
Fidelity Active Strategy - Asia Fund	Information Technology	15.52%
GAM Star Fund Plc - Asian Equity	Information Technology	15.11%
GAM Multistock SICAV - Asia Focus Equ..	Information Technology	15.07%
Mirabaud - Equities Asia (ex-Japan)	Information Technology	14.93%
Schroder Asian Alpha Plus Fund	Information Technology	14.70%

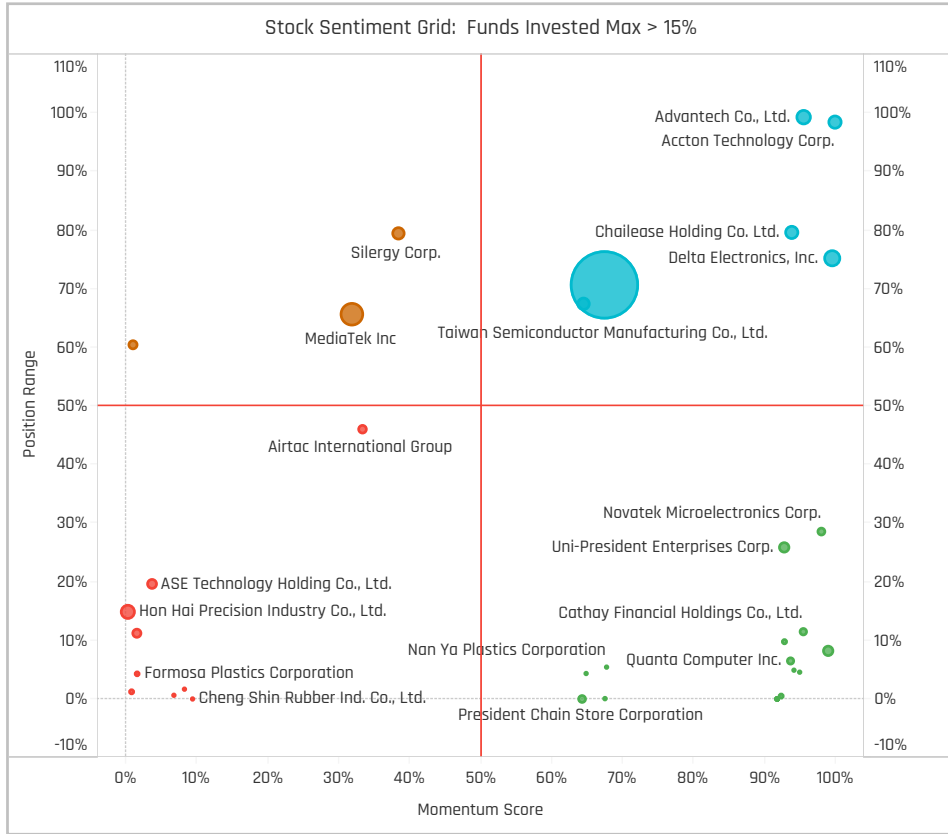
Top Stock Holdings, \$

Fund Name	Ticker	Stock Name	Value
Schroder ISF - Asian Opportunities	2330-TW	Taiwan Semiconductor ..	\$553M
Fidelity Invt. Funds - Asia Fund	2330-TW	Taiwan Semiconductor ..	\$368M
T Rowe Price New Asia Fund	2330-TW	Taiwan Semiconductor ..	\$284M
Matthews Pacific Tiger Fund	2330-TW	Taiwan Semiconductor ..	\$236M
Veritas Funds Plc - Asian Fund	2330-TW	Taiwan Semiconductor ..	\$221M
iShares Tr. - MSCI All Country Asia ex-J..	2330-TW	Taiwan Semiconductor ..	\$216M
FTIF SICAV - Asian Growth Fund	2330-TW	Taiwan Semiconductor ..	\$187M
Schroder Asian Alpha Plus Fund	2330-TW	Taiwan Semiconductor ..	\$177M
Schroder Asian Growth Fund	2330-TW	Taiwan Semiconductor ..	\$142M
Baillie Gifford Overseas Growth Fund - ..	2330-TW	Taiwan Semiconductor ..	\$136M
Hermes Invt. Funds - Asia (ex-Japan) E..	3711-TW	ASE Technology Holding ..	\$110M
Schroder ISF - Asian Opportunities	2454-TW	MediaTek Inc	\$100M
Fidelity Inv. Trust - Emerging Asia Fund	2330-TW	Taiwan Semiconductor ..	\$96M
Pictet - Asian Equities (ex-Japan)	2330-TW	Taiwan Semiconductor ..	\$93M
Fidelity Funds SICAV - Asian Equity Fun..	2330-TW	Taiwan Semiconductor ..	\$88M

Largest Changes in Fund Weight, %

Fund Name	New or C..	Change
EPIC Funds Plc - Oriental Focus ..		4.18%
Wealth Invest SK Invest Far Eas..		4.08%
Matthews Asia Funds - Asia (ex-..		3.94%
Goldman Sachs Funds III - Asia ..		3.47%
JKC Fund - La Francaise JKC Asi..		3.36%
LO Funds - Asia High Conviction		3.18%
Nomura Fds. Ireland Plc - Asia (e..		3.06%
Janus Henderson Asia Equity Fu..		-1.37%
Ninety One Glob. Strat. Fd. - Asia..		-1.44%
Sydinvest Fjernosten		-1.85%
Fidelity Asia Fund		-1.95%
TT International Funds Plc - Asia..		-2.12%
HSBC GIF - Asia (ex-Japan) Equi..		-2.37%
Fidelity Active Strategy - Asia F..		-5.12%

Ave Wgt Δ	Funds Invested Δ	Fund Flows, \$	Av Wgt vs AAXJ Δ	Funds O/W % Δ
0.94%	0.00%	(\$247M)	0.14%	-2.33%



Aggregate Stock Holdings Changes

Ticker	Stock Name	Funds Invested % Δ	Average Weight Δ	Fund Flows, \$
2345-TW	Accton Technology Corp.	6.98%	0.10%	\$3M
2308-TW	Delta Electronics, Inc.	4.65%	0.04%	\$6M
3008-TW	LARGAN Precision Co., Ltd.	3.49%	0.02%	\$10M
2303-TW	United Microelectronics Corp.	2.33%	0.02%	\$7M
3533-TW	Lotes Co., Ltd	2.33%	0.00%	\$4M
2327-TW	Yageo Corporation	2.33%	0.04%	\$18M
6669-TW	Wiwynn Corp.	1.16%	0.07%	\$3M
2455-TW	Visual Photonics Epitaxy Co., L..	-2.33%	-0.01%	(\$1M)
1301-TW	Formosa Plastics Corporation	-2.33%	-0.04%	(\$26M)
2454-TW	MediaTek Inc	-3.49%	-0.06%	(\$34M)
3037-TW	Unimicron Technology Corp.	-3.49%	-0.04%	(\$1M)
2884-TW	E.SUN Financial Holding Co., Lt..	-3.49%	-0.05%	(\$59M)
2379-TW	Realtek Semiconductor Corp	-3.49%	0.01%	\$2M
2317-TW	Hon Hai Precision Industry Co...	-8.14%	-0.10%	(\$48M)

Largest Fund Flows, \$

Fund Name	New or Cl..	Flow
Schroder ISF - Asian Opportunit..		\$59M
iShares Tr. - MSCI All Country A..		\$41M
Swedbank Robur Asienfond		\$34M
Fidelity Funds SICAV - Asian Eq..		\$22M
Matthews Asia Funds - Asia (ex..		\$10M
Vantobel Fund - mtx Sustainab..		\$7M
LO Funds - Asia High Conviction		\$5M
JPMorgan Fund ICVC - Asia Gro..		(\$15M)
BlackRock Global Funds - Asian ..		(\$18M)
FTIF SICAV - Asian Growth Fund		(\$20M)
Matthews Asian Growth & Inco..		(\$23M)
Ninety One Glob. Strat. Fd. - Asia..		(\$24M)
Fidelity Inv. Funds - Asia Fund		(\$50M)
Matthews Pacific Tiger Fund		(\$170M)

Largest Fund Level Changes in Stock Weight, %

Fund Name	Stock Name	New ..	Change
Spaengler IQAM Asia Stock	Cathay Financial Holding..		2.55%
GAM Star Fund Plc - Asian Equity	Taiwan Semiconductor M..		2.51%
BlackRock Global Funds - Asian Gr..	Taiwan Semiconductor M..		2.49%
Carnegie Asia	Taiwan Semiconductor M..		2.47%
Matthews Asia Funds - Asia (ex-Ja..	Taiwan Semiconductor M..		2.46%
BlackRock Global Funds - Asian Gr..	Accton Technology Corp.	New	2.28%
SEB Asia (ex-Japan) Fund	Wiwynn Corp.	New	2.23%
GAM Multistock SICAV - Asia Focus..	E.SUN Financial Holding C..	Close	-1.87%
GAM Multistock SICAV - Asia Focus..	Taiwan Mobile Co., Ltd.	Close	-2.36%
GAM Star Fund Plc - Asian Equity	CTBC Financial Holding C..	Close	-2.41%
Janus Henderson Asia Equity Fund	Hon Hai Precision Industr..	Close	-2.59%
Ninety One Glob. Strat. Fd. - Asian E..	Hon Hai Precision Industr..	Close	-2.65%
BlackRock Global Funds - Asian Gr..	Formosa Plastics Corpora..	Close	-3.28%
Fidelity Active Strategy - Asia Fund	Taiwan Semiconductor M..		-4.76%

Aggregate Country Holding Changes

Sector	Change	Flow
Utilities	0.00%	0.00%
Real Estate	0.00%	0.00%
Multi	0.00%	0.00%
Information Technology	0.00%	(\$94M)
Industrials	0.00%	0.10%
Health Care	0.00%	0.01%
Consumer Discretionary	0.00%	0.05%
Energy	-1.16%	-0.02%
Communication Services	-1.16%	-0.04%
Consumer Staples	-1.16%	-0.01%
Materials	-4.65%	-0.05%
Financials	-5.81%	-0.09%

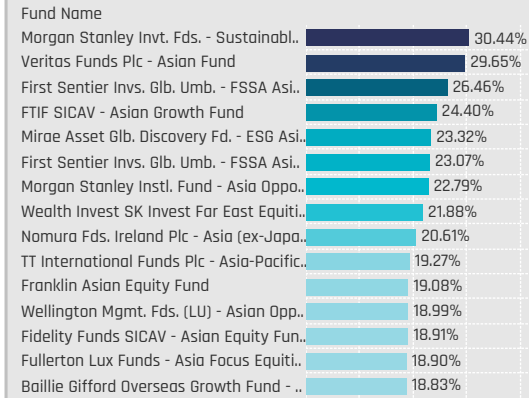
Largest Changes in Fund Country Weight, %

Fund Name	New o..	Sector	Change
GAM Multistock SICAV - Asia Focus ..		Information Technology	5.22%
BlackRock Global Funds - Asian Gro..		Information Technology	3.62%
Goldman Sachs Funds III - Asia Equi..		Information Technology	3.48%
LO Funds - Asia High Conviction		Information Technology	3.18%
Natixis Intl. Fds. (Lux) I - Natixis Asia..		Information Technology	3.06%
Fidelity Funds SICAV - Asian Equity ..		Information Technology	2.94%
Carnegie Asia		Information Technology	2.93%
TT International Funds Plc - Asia-Pa..		Information Technology	-2.12%
GAM Multistock SICAV - Asia Focus ..	Close	Communication Services	-2.36%
HSBC GIF - Asia (ex-Japan) Equity	Close	Information Technology	-2.37%
GAM Star Fund Plc - Asian Equity	Close	Financials	-2.41%
GAM Multistock SICAV - Asia Focus ..	Close	Financials	-3.03%
BlackRock Global Funds - Asian Gro..	Close	Materials	-3.28%
Fidelity Active Strategy - Asia Fund		Information Technology	-5.12%

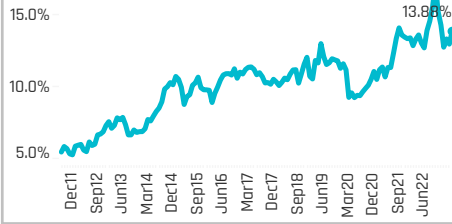
Largest Fund Level Stock Inflows/Outflows, \$

Fund Name	Stock Name	New..	Flow
Schroder ISF - Asian Opportunities	Taiwan Semiconductor M..		\$44M
Baillie Gifford Overseas Growth Fun..	Silergy Corp.	New	\$38M
T Rowe Price New Asia Fund	Taiwan Semiconductor M..		\$23M
iShares Tr. - MSCI All Country Asia ..	Taiwan Semiconductor M..		\$17M
Fidelity Funds SICAV - Asian Equity..	Yageo Corporation	New	\$15M
BlackRock Global Funds - Asian Gro..	Accton Technology Corp.	New	\$14M
Schroder ISF - Asian Opportunities	MediaTek Inc		\$14M
Matthews Pacific Tiger Fund	Eclat Textile Co., Ltd.		(\$18M)
T Rowe Price New Asia Fund	Hon Hai Precision Industr..	Close	(\$19M)
Ninety One Glob. Strat. Fd. - Asian E..	Hon Hai Precision Industr..	Close	(\$21M)
Matthews Pacific Tiger Fund	Uni-President Enterprises..		(\$24M)
BlackRock Global Funds - Asian Gro..	Formosa Plastics Corpora..	Close	(\$25M)
Fidelity Inv. Funds - Asia Fund	E.SUN Financial Holding C..	Close	(\$54M)
Matthews Pacific Tiger Fund	Taiwan Semiconductor M..		(\$93M)

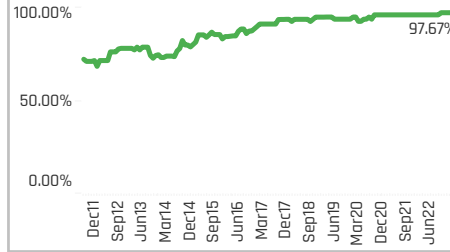
Top Holdings, %



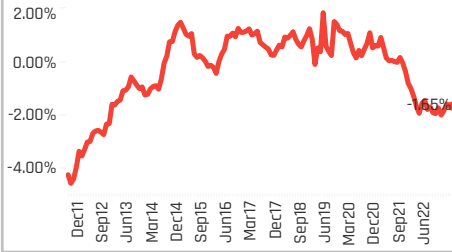
Average Weight: 13.88%



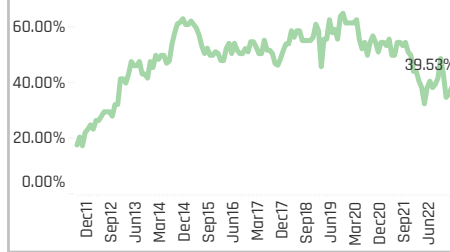
Funds Invested %: 97.67%



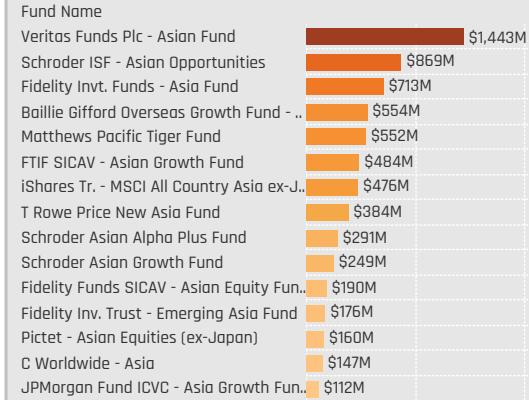
Average Weight vs AAXJ: -1.65%



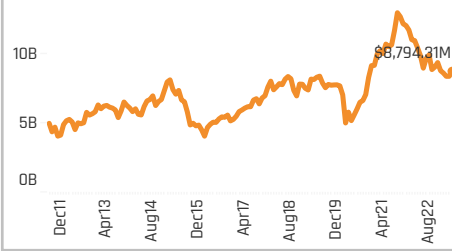
Funds Overweight %: 39.53%



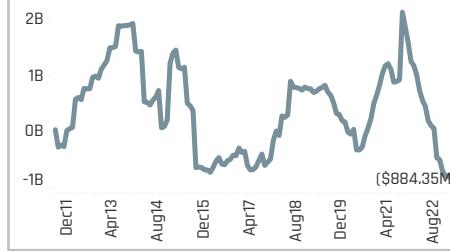
Top Holdings, \$



Combined Fund AUM: \$8.8B



Cumulative Fund Flows: (\$884M)



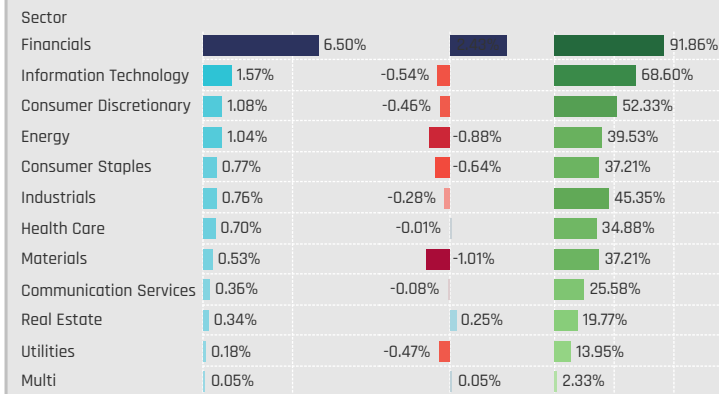
Aggregate Stock Holdings Data, Ranked by Most Widely Held.

Ticker	Stock Name	Funds Invested %	Average Weight	Vs Benchmark	Fund AUM, \$
500180-IN	HDFC Bank Limited	61.63%	2.15%	2.15%	\$1,447M
532174-IN	ICICI Bank Limited	51.16%	1.54%	0.53%	\$1,095M
500209-IN	Infosys Limited	46.51%	0.69%	-0.21%	\$479M
500325-IN	Reliance Industries Limited	36.05%	0.92%	-0.66%	\$451M
500010-IN	Housing Development Financ..	27.91%	0.79%	-0.24%	\$413M
532540-IN	Tata Consultancy Services Li..	19.77%	0.45%	-0.18%	\$313M
532500-IN	Maruti Suzuki India Limited	19.77%	0.26%	0.03%	\$109M
500247-IN	Kotak Mahindra Bank Limited	16.28%	0.34%	0.11%	\$303M
500696-IN	Hindustan Unilever Limited	15.12%	0.28%	-0.15%	\$196M
532215-IN	Axis Bank Limited	13.95%	0.32%	-0.09%	\$196M
543320-IN	Zomato Ltd.	12.79%	0.15%	0.11%	\$129M
532424-IN	Godrej Consumer Products Li..	12.79%	0.21%	0.13%	\$65M
508869-IN	Apollo Hospitals Enterprise Li..	12.79%	0.22%	0.12%	\$395M
500520-IN	Mahindra & Mahindra Ltd.	12.79%	0.24%	0.01%	\$50M
MMYT-US	MakeMyTrip Ltd.	9.30%	0.08%	0.08%	\$19M

Top Stock Holdings, %

Fund Name	Ticker	Stock Name	Weight (%)
Fidelity Asia Fund	500180-IN	HDFC Bank Limited	9.72%
AB SICAV I - Asia Low Volatility Equity ..	500180-IN	HDFC Bank Limited	9.23%
Allianz Global Investors Fund - Total Re..	500180-IN	HDFC Bank Limited	9.11%
Morgan Stanley Instl. Fund - Asia Oppo..	500180-IN	HDFC Bank Limited	8.83%
Fidelity Active Strategy - Asia Fund	500180-IN	HDFC Bank Limited	8.71%
Morgan Stanley Instl. Fund - Asia Oppo..	532174-IN	ICICI Bank Limited	6.66%
FTGF Plc - Martin Currie Asia Long-Ter..	500180-IN	HDFC Bank Limited	6.19%
Fullerton Lux Funds - Asia Focus Equiti..	532454-IN	Bharti Airtel Limited	5.92%
FTIF SICAV - Asian Growth Fund	532174-IN	ICICI Bank Limited	5.42%
EPIC Funds Plc - Oriental Focus Fund	500510-IN	Larsen & Toubro Ltd.	5.28%
Invesco Funds - Asia Opportunities Equ..	532174-IN	ICICI Bank Limited	5.27%
First Sentier Invs. Glb. Umb. - FSSA Asi..	532540-IN	Tata Consultancy Serv..	5.18%
Vontobel Fund - mtX Sustainable Asian..	500180-IN	HDFC Bank Limited	5.16%
HSBC GIF - Asia (ex-Japan) Equity	532296-IN	Glenmark Pharmaceut..	5.09%
Fidelity Inv. Funds - Asia Fund	500180-IN	HDFC Bank Limited	5.08%

Aggregate Sector Holdings, %



Top Sector Holdings, %

Fund Name	Sector	Weight (%)
Morgan Stanley Instl. Fund - Asia Oppo..	Financials	19.94%
Morgan Stanley Inv. Fds. - Sustainabl..	Financials	14.77%
Fidelity Funds SICAV - Asian Equity Fun..	Financials	14.31%
Fidelity Inv. Funds - Asia Fund	Financials	13.20%
TT International Funds Plc - Asia-Pacific..	Financials	12.94%
C Worldwide - Asia	Financials	12.01%
FTIF SICAV - Asian Growth Fund	Financials	11.87%
JPMorgan Fund ICVC - Asia Growth Fun..	Financials	11.31%
Veritas Funds Plc - Asian Fund	Financials	10.70%
Invesco Funds - Asia Opportunities Equ..	Financials	10.00%
PineBridge Global Funds - Asia (ex-Jap..	Financials	9.80%
Fidelity Asia Fund	Financials	9.72%
T Rowe Price Asia Opportunities Fund	Financials	9.69%
First Sentier Invs. Glb. Umb. - FSSA Asi..	Financials	9.68%
Indosuez Funds - Asia Opportunities	Financials	9.47%

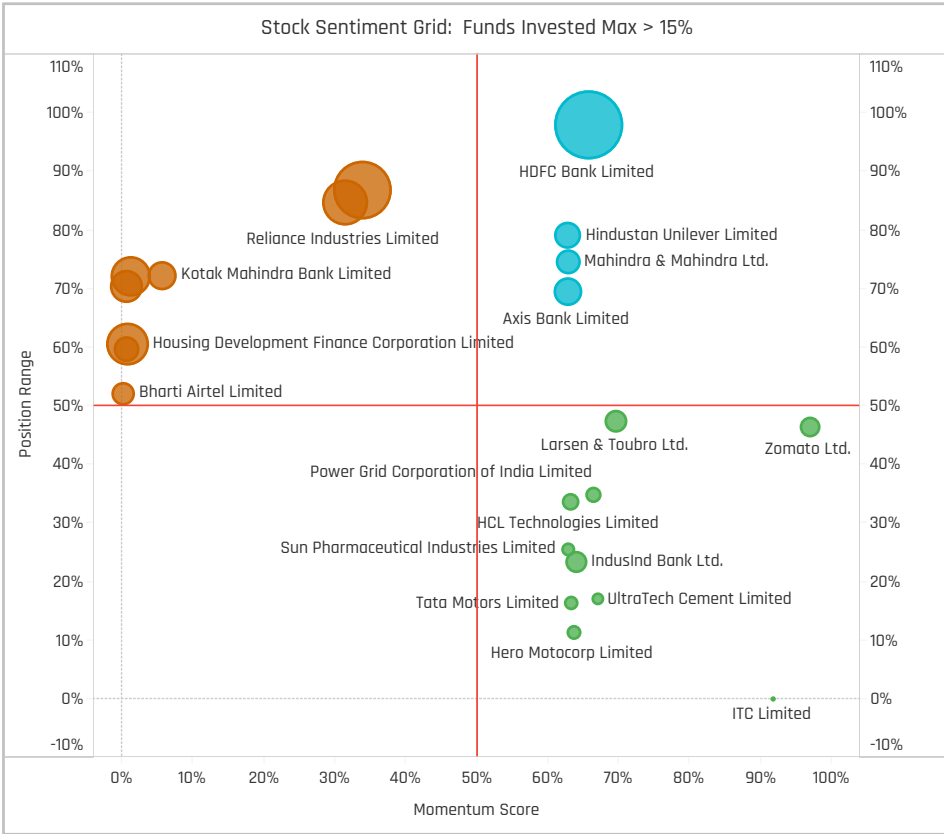
Top Stock Holdings, \$

Fund Name	Ticker	Stock Name	Value (\$)
Veritas Funds Plc - Asian Fund	500180-IN	HDFC Bank Limited	\$247M
Schroder ISF - Asian Opportunities	SKQW5Y...	Schroder International S..	\$243M
Schroder ISF - Asian Opportunities	500180-IN	HDFC Bank Limited	\$228M
Veritas Funds Plc - Asian Fund	500247-IN	Kotak Mahindra Bank Li..	\$195M
Fidelity Inv. Funds - Asia Fund	500180-IN	HDFC Bank Limited	\$195M
Schroder ISF - Asian Opportunities	508869-IN	Apollo Hospitals Enterpri..	\$151M
Veritas Funds Plc - Asian Fund	500696-IN	Hindustan Unilever Limit..	\$144M
Matthews Pacific Tiger Fund	532174-IN	ICICI Bank Limited	\$135M
Veritas Funds Plc - Asian Fund	508869-IN	Apollo Hospitals Enterpri..	\$128M
Baillie Gifford Overseas Growth Fund - ..	500325-IN	Reliance Industries Limit..	\$119M
Veritas Funds Plc - Asian Fund	500820-IN	Asian Paints Ltd.	\$117M
Schroder ISF - Asian Opportunities	500209-IN	Infosys Limited	\$108M
FTIF SICAV - Asian Growth Fund	532174-IN	ICICI Bank Limited	\$107M
Fidelity Inv. Funds - Asia Fund	532174-IN	ICICI Bank Limited	\$107M
Veritas Funds Plc - Asian Fund	500325-IN	Reliance Industries Limit..	\$106M

Largest Changes in Fund Weight, %

Fund Name	New or C..	Change
Fidelity Active Strategy - Asia F..		2.08%
SEB Asia (ex-Japan) Fund		0.86%
FTIF SICAV - Asian Growth Fund		0.54%
NESTOR-FONDS - Nestor Fernost..		0.00%
Hermes Inv. Funds - Asia (ex-Ja..		-0.03%
Value Partners High Dividend St..		-0.35%
Comgest Growth Plc - Asia Pac (.		-0.46%
Polar Capital Funds Plc - Asian ..		-6.73%
Morgan Stanley Instl. Fund - Asi..		-7.16%
Natixis Intl. Fds. (Lux) I - Natixi..		-7.25%
Carnegie Asia		-7.26%
Spaengler IQAM Asia Stock		-8.66%
Prisma Asianavigator UI		-8.94%
Swedbank Robur Asienfond		-9.16%

Ave Wgt Δ	Funds Invested Δ	Fund Flows, \$	Av Wgt vs AAXJ Δ	Funds O/W % Δ
-3.29%	0.00%	(\$389M)	0.28%	-9.30%



Aggregate Stock Holdings Changes

Ticker	Stock Name	Funds Invested % Δ	Average Weight Δ	Fund Flows, \$
517569-IN	KEI Industries Limited	3.49%	0.02%	\$2M
MMYT-US	MakeMyTrip Ltd.	2.33%	0.00%	\$0M
500180-IN	HDFC Bank Limited	2.33%	-0.12%	(\$15M)
543320-IN	Zomato Ltd.	1.16%	0.01%	\$11M
532424-IN	Godrej Consumer Products Lim..	1.16%	0.01%	\$15M
505200-IN	Eicher Motors Limited	1.16%	-0.01%	\$2M
500510-IN	Larsen & Toubro Ltd.	1.16%	0.00%	\$19M
500820-IN	Asian Paints Ltd.	-2.33%	-0.04%	(\$2M)
532540-IN	Tata Consultancy Services Lim..	-2.33%	-0.10%	(\$15M)
532500-IN	Maruti Suzuki India Limited	-2.33%	-0.10%	(\$38M)
507685-IN	Wipro Limited	-3.49%	-0.03%	(\$5M)
540777-IN	HDFC Life Insurance Co. Ltd.	-3.49%	-0.06%	(\$15M)
500325-IN	Reliance Industries Limited	-3.49%	-0.33%	(\$34M)
532454-IN	Bharti Airtel Limited	-5.81%	-0.15%	(\$25M)

Largest Fund Flows, \$

Fund Name	New or Cl..	Flow
Schroder ISF - Asian Opportunit..		\$70M
FTIF SICAV - Asian Growth Fund		\$58M
iShares Tr. - MSCI All Country A..		\$44M
Fidelity Funds SICAV - Asian Eq..		\$24M
Pictet - Asian Equities (ex-Japa..		\$6M
SEB Asia (ex-Japan) Fund		\$5M
Fidelity Inv. Trust - Emerging As..		\$5M
Morgan Stanley Instl. Fund - As..		(\$17M)
LO Funds - Asia High Conviction		(\$22M)
Ninety One Glb. Strat. Fd. - Asia..		(\$35M)
JPMorgan Fund ICVC - Asia Gro..		(\$36M)
Baillie Gifford Overseas Growth ..		(\$49M)
T Rowe Price New Asia Fund		(\$52M)
Matthews Pacific Tiger Fund		(\$55M)

Largest Fund Level Changes in Stock Weight, %

Fund Name	Stock Name	New ..	Change
Nomura Fds. Ireland Plc - Asia (ex..	ICICI Bank Limited	New	2.98%
Polar Capital Funds Plc - Asian Sta..	HDFC Bank Limited	New	2.96%
Sydivest Fjernosten	HDFC Bank Limited	New	2.76%
GAM Star Fund Plc - Asian Equity	HDFC Bank Limited	New	2.49%
Natixis Intl. Fds. (Lux) I - Natixi..	Hindustan Unilever Limit..	New	2.33%
SEB Asia (ex-Japan) Fund	Dr. Reddy's Laboratories ..		2.16%
Invesco Funds - Asia Opportunitie..	Mahindra & Mahindra Ltd.	New	2.16%
Prisma Asianavigator UI	ICICI Bank Limited	Close	-2.87%
Carnegie Asia	Bharti Airtel Limited	Close	-2.92%
LO Funds - Asia High Conviction	Hindustan Unilever Limit..	Close	-2.98%
Morgan Stanley Instl. Fund - Asia ..	ICICI Bank Limited		-3.46%
Invesco Funds - Asia Opportunitie..	Infosys Limited		-3.75%
Ninety One Glb. Strat. Fd. - Asian E..	Reliance Industries Limit..	Close	-4.34%
Prisma Asianavigator UI	iShares MSCI India UCITS..	Close	-5.57%

Aggregate Country Holding Changes

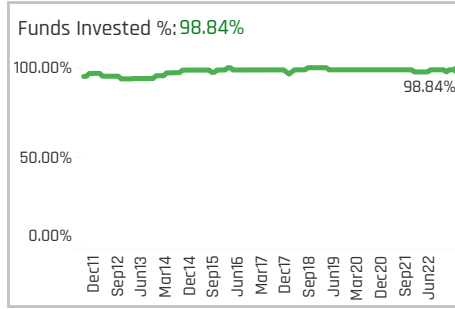
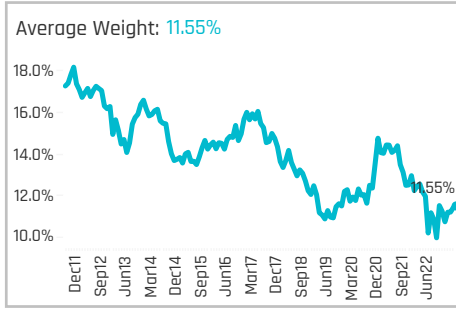
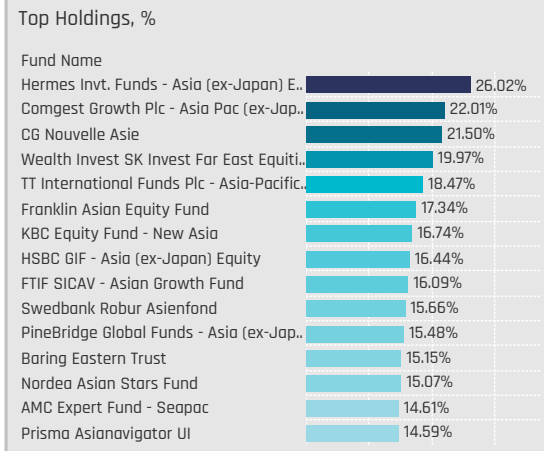
Sector	Change	Flow
Materials	3.49%	\$8M
Industrials	3.49%	(\$54M)
Utilities	1.16%	(\$44M)
Real Estate	0.00%	(\$9M)
Health Care	0.00%	\$34M
Consumer Staples	0.00%	(\$59M)
Multi	-1.16%	\$23M
Financials	-1.16%	(\$138M)
Consumer Discretionary	-2.33%	(\$39M)
Energy	-3.49%	(\$35M)
Information Technology	-4.65%	(\$46M)
Communication Services	-4.65%	(\$29M)

Largest Changes in Fund Country Weight, %

Fund Name	New o..	Sector	Change
Janus Henderson Asia Equity Fund	New	Consumer Discretionary	2.76%
BlackRock Global Funds - Asian Gro..	New	Industrials	2.65%
Carnegie Asia	New	Industrials	2.64%
Sydivest Fjernosten		Financials	2.58%
Natixis Intl. Fds. (Lux) I - Natixi..	New	Consumer Staples	2.33%
SEB Asia (ex-Japan) Fund		Materials	1.99%
BlackRock Global Funds - Asian Gro..	New	Consumer Staples	1.79%
Ninety One Glb. Strat. Fd. - Asian Eq..	Close	Energy	-4.34%
Spaengler IQAM Asia Stock		Consumer Staples	-4.37%
Pictet - Asian Equities (ex-Japan)		Financials	-4.55%
Janus Henderson Asia Equity Fund		Financials	-4.87%
Prisma Asianavigator UI	Close	Multi	-5.57%
Swedbank Robur Asienfond		Financials	-6.10%
Morgan Stanley Instl. Fund - Asia O..		Financials	-6.94%

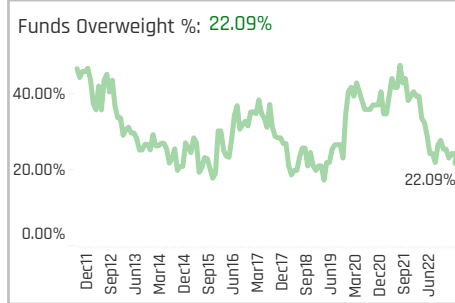
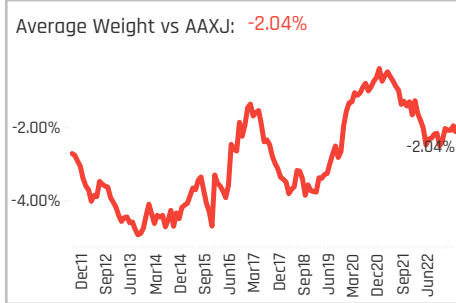
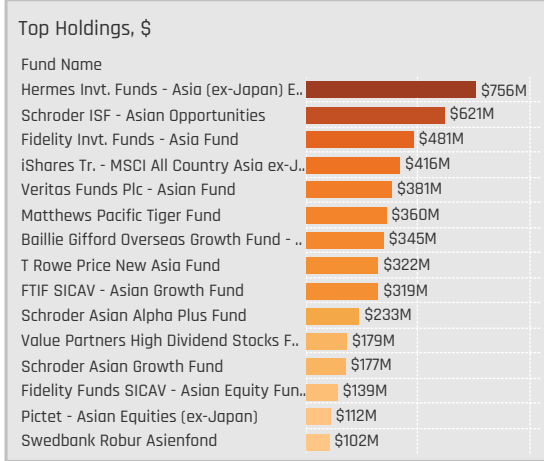
Largest Fund Level Stock Inflows/Outflows, \$

Fund Name	Stock Name	New..	Flow
Fidelity Inv. Funds - Asia Fund	Shriram Finance Limited	New	\$43M
Schroder ISF - Asian Opportunities	Schroder International S..		\$23M
FTIF SICAV - Asian Growth Fund	Reliance Industries Limit..		\$22M
Fidelity Inv. Funds - Asia Fund	ICICI Bank Limited		\$20M
Baillie Gifford Overseas Growth Fun..	Star Health & Allied Insur..	New	\$19M
FTIF SICAV - Asian Growth Fund	ICICI Prudential Life Insur..	New	\$17M
Fidelity Funds SICAV - Asian Equity..	Shriram Finance Limited	New	\$17M
Fidelity Inv. Funds - Asia Fund	Housing Development Fin..		(\$28M)
Ninety One Glb. Strat. Fd. - Asian E..	Reliance Industries Limit..	Close	(\$32M)
Fidelity Inv. Funds - Asia Fund	Infosys Limited		(\$36M)
Matthews Pacific Tiger Fund	ICICI Bank Limited		(\$42M)
Matthews Pacific Tiger Fund	Tata Power Company Li..		(\$42M)
Matthews Pacific Tiger Fund	Dabur India Limited		(\$42M)
Matthews Pacific Tiger Fund	Ashok Leyland Limited		(\$53M)



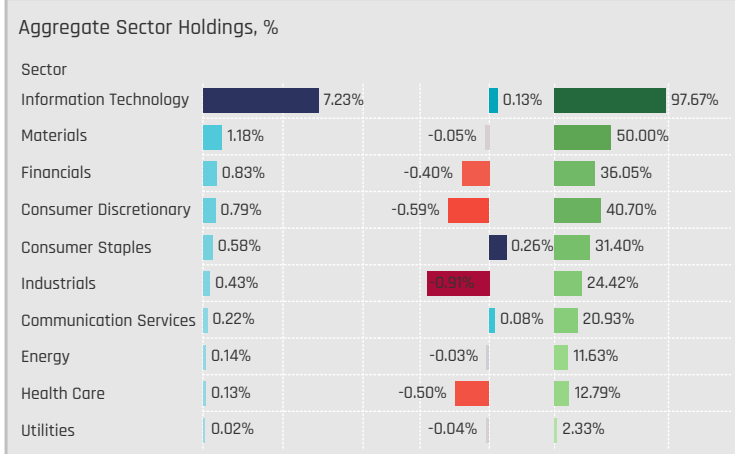
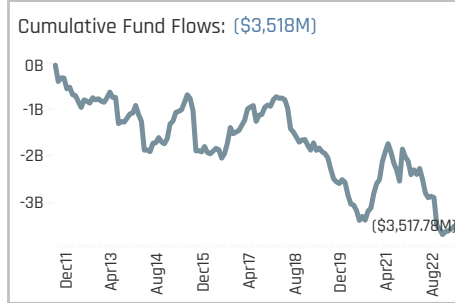
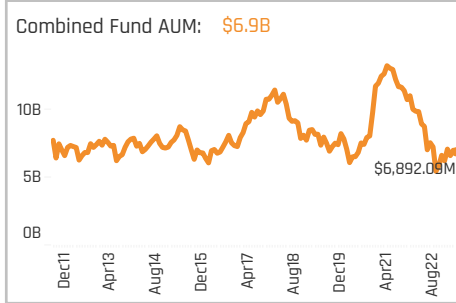
Aggregate Stock Holdings Data, Ranked by Most Widely Held.

Ticker	Stock Name	Funds Invested %	Average Weight	Vs Benchmark	Fund AUM, \$
005930-KR	Samsung Electronics Co., Ltd.	79.07%	4.34%	0.26%	\$3,015M
000660-KR	SK hynix Inc.	40.70%	0.81%	0.17%	\$292M
051910-KR	LG Chem Ltd.	33.72%	0.74%	0.27%	\$585M
006400-KR	Samsung SDI Co., Ltd	31.40%	0.53%	0.03%	\$277M
035420-KR	NAVER Corp.	23.26%	0.30%	-0.03%	\$254M
005935-KR	Samsung Electronics Co Ltd P..	18.60%	0.57%	-0.03%	\$364M
105560-KR	KB Financial Group Inc.	16.28%	0.26%	0.00%	\$175M
051900-KR	LG H&H Co., Ltd.	15.12%	0.21%	0.13%	\$47M
000270-KR	Kia Corp.	13.95%	0.25%	-0.04%	\$74M
058470-KR	Leeno Industrial Inc.	12.79%	0.18%	0.18%	\$26M
014680-KR	Hansol Chemical Co., Ltd	12.79%	0.21%	0.21%	\$39M
086790-KR	Hana Financial Group Inc.	10.47%	0.13%	-0.04%	\$35M
036570-KR	NCSOFT Corporation	10.47%	0.12%	0.04%	\$22M
005380-KR	Hyundai Motor Company	10.47%	0.14%	-0.22%	\$116M
207940-KR	SAMSUNG BIOLOGICS Co., Ltd.	9.30%	0.11%	-0.08%	\$18M



Top Stock Holdings, %

Fund Name	Ticker	Stock Name	Weight
Fidelity Funds SICAV - Asian Equity Fun..	005930-KR	Samsung Electronics ..	10.72%
Janus Henderson Asia Equity Fund	005930-KR	Samsung Electronics ..	9.62%
Nordea Asian Stars Fund	005930-KR	Samsung Electronics ..	9.47%
Allianz Global Investors Fund - Total Re..	005930-KR	Samsung Electronics ..	9.44%
FTIF SICAV - Asian Growth Fund	005930-KR	Samsung Electronics ..	9.32%
Franklin Asian Equity Fund	005930-KR	Samsung Electronics ..	8.94%
BlackRock Global Funds - Asian Growth..	005930-KR	Samsung Electronics ..	8.77%
Spaengler IQAM Asia Stock	005930-KR	Samsung Electronics ..	8.25%
Schroder Asian Alpha Plus Fund	005930-KR	Samsung Electronics ..	7.84%
Eastspring Investments - Asian Dynam..	005930-KR	Samsung Electronics ..	7.61%
C Worldwide - Asia	005935-KR	Samsung Electronics ..	7.60%
Fidelity Inv. Funds - Asia Fund	005930-KR	Samsung Electronics ..	7.43%
Skandia Asia	005930-KR	Samsung Electronics ..	7.35%
Sydinvest Fjernosten	005935-KR	Samsung Electronics ..	7.34%
JPMorgan Fund ICVC - Asia Growth Fun..	005930-KR	Samsung Electronics ..	7.20%



Top Sector Holdings, %

Fund Name	Sector	Weight
Nordea Asian Stars Fund	Information Technology	14.29%
Polar Capital Funds Plc - Asian Stars F..	Information Technology	13.43%
Fidelity Funds SICAV - Asian Equity Fun..	Information Technology	12.50%
FTIF SICAV - Asian Growth Fund	Information Technology	12.21%
Franklin Asian Equity Fund	Information Technology	12.20%
Schroder Asian Alpha Plus Fund	Information Technology	11.74%
Spaengler IQAM Asia Stock	Information Technology	11.17%
Janus Henderson Asia Equity Fund	Information Technology	10.76%
Fidelity Inv. Funds - Asia Fund	Information Technology	10.72%
GAM Multistock SICAV - Asia Focus Equ..	Information Technology	10.72%
Natixis Intl. Fds. (Lux) I - Natixis Asia Eq..	Information Technology	10.47%
Sydinvest Fjernosten	Information Technology	10.38%
BlackRock Global Funds - Asian Growth..	Information Technology	10.10%
GAM Star Fund Plc - Asian Equity	Information Technology	10.06%
Allianz Global Investors Fund - Total Re..	Information Technology	9.85%

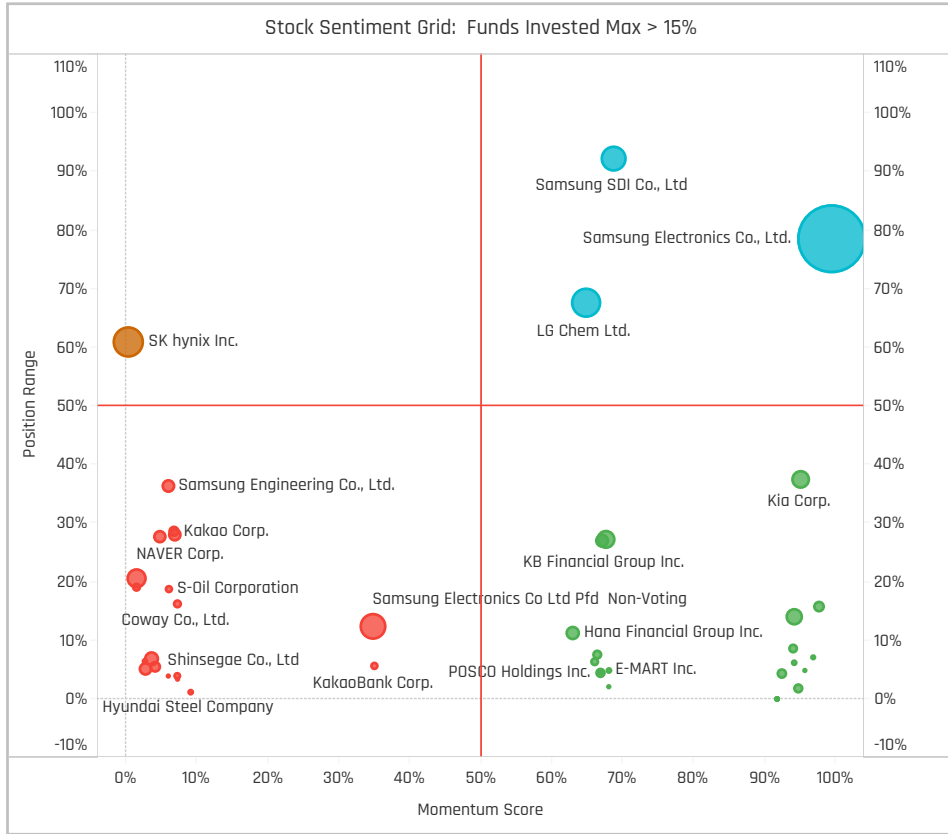
Top Stock Holdings, \$

Fund Name	Ticker	Stock Name	Value
Schroder ISF - Asian Opportunities	005930-..	Samsung Electronics Co...	\$414M
Fidelity Inv. Funds - Asia Fund	005930-..	Samsung Electronics Co...	\$284M
Hermes Inv. Funds - Asia (ex-Japan) E..	005930-..	Samsung Electronics Co...	\$206M
Matthews Pacific Tiger Fund	005930-..	Samsung Electronics Co...	\$197M
Veritas Funds Plc - Asian Fund	005930-..	Samsung Electronics Co...	\$192M
T Rowe Price New Asia Fund	005930-..	Samsung Electronics Co...	\$190M
FTIF SICAV - Asian Growth Fund	005930-..	Samsung Electronics Co...	\$185M
Veritas Funds Plc - Asian Fund	051910-KR	LG Chem Ltd.	\$156M
Schroder ISF - Asian Opportunities	051910-KR	LG Chem Ltd.	\$152M
Schroder Asian Alpha Plus Fund	005930-..	Samsung Electronics Co...	\$148M
iShares Tr. - MSCI All Country Asia ex-J..	005930-..	Samsung Electronics Co...	\$125M
Schroder Asian Growth Fund	005930-..	Samsung Electronics Co...	\$113M
Fidelity Funds SICAV - Asian Equity Fun..	005930-..	Samsung Electronics Co...	\$107M
Hermes Inv. Funds - Asia (ex-Japan) E..	105560-K..	KB Financial Group Inc.	\$91M
Baillie Giffard Overseas Growth Fund - ..	006400-..	Samsung SDI Co., Ltd	\$91M

Largest Changes in Fund Weight, %

Fund Name	New or C..	Change
Janus Henderson Asia Equity Fu..		5.07%
Natixis Intl. Fds. (Lux) I - Natixis ..		4.91%
Swedbank Robur Asienfond		4.40%
Baring Eastern Trust		4.34%
T Rowe Price New Asia Fund		3.64%
T. Rowe Price Funds SICAV - Asi..		3.62%
Sydinvest Fjernosten		2.94%
Waverton Inv. Fds. Plc - Asia Pa..		-2.57%
Ninety One Glob. Strat. Fd. - Asia..		-2.61%
AB FCP I - Asia (ex-Japan) Equit..		-2.69%
Baillie Gifford Overseas Growth ..		-2.83%
Skandia Asia		-2.88%
SEB Asia (ex-Japan) Fund		-3.39%
BlackRock Global Funds - Asian ..		-3.88%

Ave Wgt Δ	Funds Invested Δ	Fund Flows, \$	Av Wgt vs AAXJ Δ	Funds O/W % Δ
-0.02%	0.00%	\$47M	0.44%	-5.81%



Aggregate Stock Holdings Changes

Ticker	Stock Name	Funds Invested % Δ	Average Weight Δ	Fund Flows, \$
006400-KR	Samsung SDI Co., Ltd	6.98%	-0.01%	\$20M
005930-KR	Samsung Electronics Co., Ltd.	5.81%	0.24%	\$220M
105560-KR	KB Financial Group Inc.	3.49%	-0.02%	(\$1M)
271560-KR	ORION CORP.	2.33%	0.08%	\$2M
014680-KR	Hansol Chemical Co., Ltd	2.33%	0.04%	\$3M
CPNG-US	Coupong, Inc. Class A	1.16%	-0.01%	(\$6M)
090430-KR	Amorepacific Corp.	1.16%	0.01%	(\$35M)
055550-KR	Shinhan Financial Group Co., L..	-1.16%	-0.02%	\$5M
051910-KR	LG Chem Ltd.	-1.16%	0.03%	\$21M
030200-KR	KT Corporation	-2.33%	-0.05%	(\$9M)
011070-KR	LG Innotek Co., Ltd	-2.33%	-0.01%	\$6M
005380-KR	Hyundai Motor Company	-2.33%	0.00%	\$18M
035420-KR	NAVER Corp.	-3.49%	-0.03%	(\$38M)
000660-KR	SK hynix Inc.	-5.81%	-0.07%	(\$37M)

Largest Fund Flows, \$

Fund Name	New or Cl..	Flow
T Rowe Price New Asia Fund		\$116M
Swedbank Robur Asienfond		\$56M
iShares Tr. - MSCI All Country A..		\$33M
Fidelity Asia Fund		\$26M
T. Rowe Price Funds SICAV - Asi..		\$22M
FTIF SICAV - Asian Growth Fund		\$18M
Vontobel Fund - mtx Sustainab..		\$14M
AB FCP I - Asia (ex-Japan) Equi..		(\$17M)
Matthews Asian Growth & Inco..		(\$18M)
Schroder ISF - Asian Opportunit..		(\$21M)
Matthews Pacific Tiger Fund		(\$29M)
Ninety One Glob. Strat. Fd. - Asia..		(\$30M)
BlackRock Global Funds - Asian ..		(\$34M)
Baillie Gifford Overseas Growth ..		(\$109M)

Largest Fund Level Changes in Stock Weight, %

Fund Name	Stock Name	New ..	Change
Janus Henderson Asia Equity Fund	Samsung Electronics Co...		5.00%
Natixis Intl. Fds. (Lux) I - Natixis As..	Samsung Electronics Co...	New	4.36%
T Rowe Price New Asia Fund	Samsung Electronics Co...		3.20%
T. Rowe Price Funds SICAV - Asian ..	Samsung Electronics Co...		3.16%
Matthews Asia Funds - Asia (ex-Ja..	Samsung Electronics Co...	New	3.05%
Prisma Asianavigator UI	ORION CORP.	New	3.01%
Sydinvest Fjernosten	Samsung Electronics Co ..		2.36%
DJE - Asien	Samsung SDI Co., Ltd		-1.89%
Waverton Inv. Fds. Plc - Asia Pacif..	SK hynix Inc.		-1.90%
AB FCP I - Asia (ex-Japan) Equity ..	KB Financial Group Inc.		-1.95%
Invesco Funds - Asia Opportunitie..	Samsung Electronics Co...		-2.01%
Natixis Intl. Fds. (Lux) I - Natixis As..	Shinsegae Co., Ltd	Close	-2.33%
Ninety One Glob. Strat. Fd. - Asian E..	SK hynix Inc.	Close	-2.45%
TT International Funds Plc - Asia-P..	Hana Financial Group Inc.		-3.08%

Aggregate Country Holding Changes

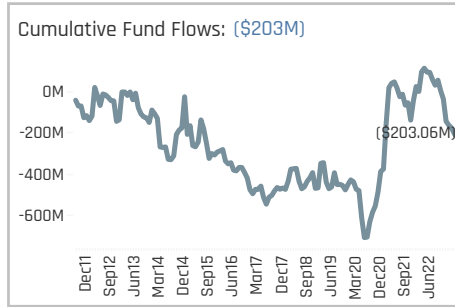
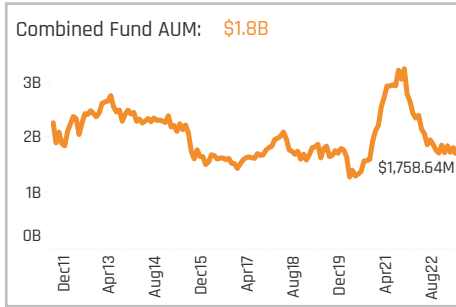
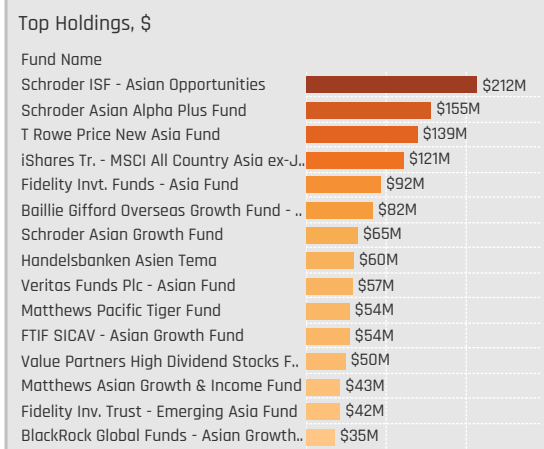
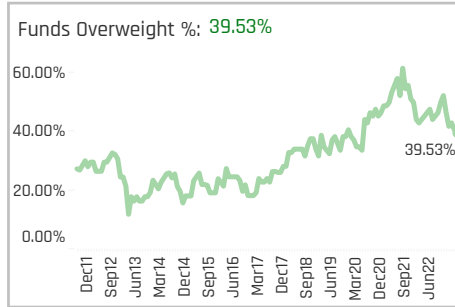
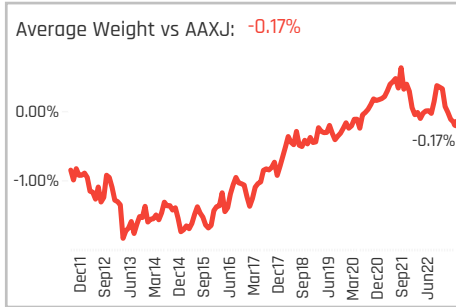
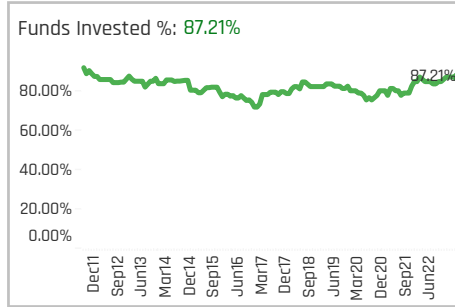
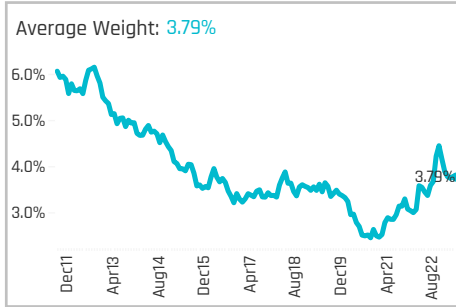
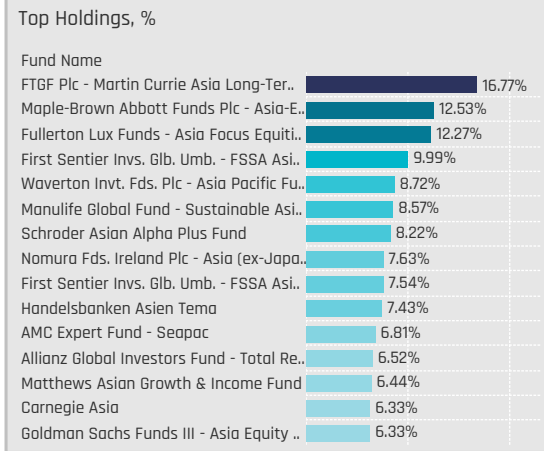
Sector	Change	Flow
Health Care	2.33%	\$5M
Consumer Staples	2.33%	(\$33M)
Materials	1.16%	\$25M
Financials	1.16%	\$1M
Multi	0.00%	
Information Technology	0.00%	(\$159M)
Communication Services	-1.16%	(\$22M)
Utilities	-1.16%	(\$3M)
Real Estate	-1.16%	(\$2M)
Energy	-1.16%	(\$5M)
Consumer Discretionary	-2.33%	(\$29M)
Industrials	-3.49%	(\$55M)

Largest Changes in Fund Country Weight, %

Fund Name	New o..	Sector	Change
Natixis Intl. Fds. (Lux) I - Natixis Asia..		Information Technology	7.32%
Janus Henderson Asia Equity Fund		Information Technology	5.10%
Swedbank Robur Asienfond		Information Technology	4.07%
Invesco Funds - Asia Opportunitie..		Financials	3.68%
Sydinvest Fjernosten		Information Technology	3.33%
T Rowe Price New Asia Fund		Information Technology	3.14%
T. Rowe Price Funds SICAV - Asian e..		Information Technology	3.08%
GAM Star Fund Plc - Asian Equity	Close	Materials	-2.12%
GS Funds - Asia Equity Portfolio		Information Technology	-2.18%
Natixis Intl. Fds. (Lux) I - Natixis Asia..	Close	Consumer Discretionary	-2.33%
Sydinvest Fjernosten	Close	Communication Services	-2.48%
Waverton Inv. Fds. Plc - Asia Pacific..		Information Technology	-2.57%
SEB Asia (ex-Japan) Fund		Information Technology	-2.70%
TT International Funds Plc - Asia-Pa..		Financials	-3.08%

Largest Fund Level Stock Inflows/Outflows, \$

Fund Name	Stock Name	New..	Flow
T Rowe Price New Asia Fund	Samsung Electronics Co...		\$94M
Schroder ISF - Asian Opportunities	Samsung Electronics Co...		\$36M
FTIF SICAV - Asian Growth Fund	Hyundai Motor Company	New	\$25M
FTIF SICAV - Asian Growth Fund	Samsung SDI Co., Ltd	New	\$24M
Schroder ISF - Asian Opportunities	LG Chem Ltd.		\$19M
T. Rowe Price Funds SICAV - Asian ..	Samsung Electronics Co...		\$19M
T Rowe Price New Asia Fund	Amorepacific Corp.	New	\$18M
Baillie Gifford Overseas Growth Fun..	Samsung SDI Co., Ltd		(\$20M)
Schroder Asian Alpha Plus Fund	SK hynix Inc.	Close	(\$20M)
Baillie Gifford Overseas Growth Fun..	LG Energy Solution Ltd.	Close	(\$20M)
Ninety One Glob. Strat. Fd. - Asian E..	SK hynix Inc.	Close	(\$22M)
Matthews Pacific Tiger Fund	HL Mando Co., Ltd.		(\$22M)
Baillie Gifford Overseas Growth Fun..	Hyundai Mipo Dockyard C..		(\$22M)
Schroder ISF - Asian Opportunities	Amorepacific Corp.	Close (\$57M)	

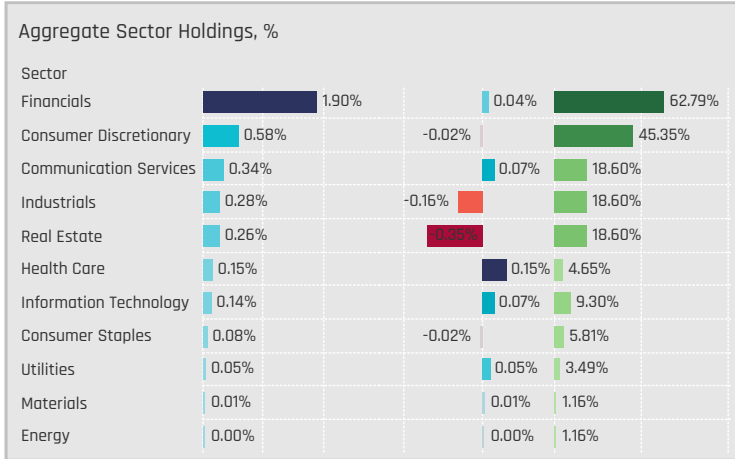


Aggregate Stock Holdings Data, Ranked by Most Widely Held.

Ticker	Stock Name	Funds Invested %	Average Weight	Vs Benchmark	Fund AUM, \$
D05-SG	DBS Group Holdings Ltd	43.02%	1.03%	0.25%	\$385M
SE-US	Sea Ltd. (Singapore) Sponsor..	38.37%	0.49%	0.01%	\$354M
U11-SG	United Overseas Bank Ltd. (Si..	24.42%	0.46%	0.03%	\$210M
Z74-SG	Singapore Telecommunicatio..	18.60%	0.34%	0.07%	\$106M
O39-SG	Oversea-Chinese Banking Cor..	16.28%	0.33%	-0.23%	\$325M
9C1-SG	CapitaLand Investment Limit..	8.14%	0.07%	-0.06%	\$32M
V03-SG	Venture Corporation Limited	6.98%	0.12%	0.05%	\$80M
GRAB-US	Grab Holdings Ltd. (Singapore..	6.98%	0.09%	0.03%	\$25M
OVB-SG	Sheng Siong Group Ltd.	5.81%	0.08%	0.08%	\$10M
C38U-SG	CapitaLand Integrated Comm..	5.81%	0.07%	-0.07%	\$54M
S68-SG	Singapore Exchange Ltd.	4.65%	0.05%	-0.05%	\$34M
O09-SG	City Developments Limited	4.65%	0.05%	0.01%	\$5M
O07-SG	Jardine Cycle & Carriage Limi..	4.65%	0.08%	0.04%	\$9M
U96-SG	Sembcorp Industries Ltd.	3.49%	0.05%	0.05%	\$6M
S63-SG	Singapore Technologies Engin..	3.49%	0.08%	0.00%	\$14M

Top Stock Holdings, %

Fund Name	Ticker	Stock Name	Weight
Fullerton Lux Funds - Asia Focus Equiti..	Z74-SG	Singapore Telecommuni..	7.31%
NESTOR-FONDS - Nestor Fernost Funds	BSL-SG	Raffles Medical Group ..	5.84%
Fullerton Lux Funds - Asia Focus Equiti..	U11-SG	United Overseas Bank..	4.96%
Handelsbanken Asien Tema	D05-SG	DBS Group Holdings L..	4.68%
FTGF Plc - Martin Currie Asia Long-Ter..	Z74-SG	Singapore Telecommuni..	4.59%
Nomura Fds. Ireland Plc - Asia (ex-Japa..	D05-SG	DBS Group Holdings L..	4.53%
Waverton Invnt. Fds. Plc - Asia Pacific Fu..	SE-US	Sea Ltd. (Singapore) ..	4.50%
FTGF Plc - Martin Currie Asia Long-Ter..	U11-SG	United Overseas Bank..	4.48%
Waverton Invnt. Fds. Plc - Asia Pacific Fu..	U11-SG	United Overseas Bank..	4.22%
Carnegie Asia	D05-SG	DBS Group Holdings L..	4.11%
Goldman Sachs Funds III - Asia Equity ..	U11-SG	United Overseas Bank..	3.94%
DJE - Asien	D05-SG	DBS Group Holdings L..	3.89%
FTGF Plc - Martin Currie Asia Long-Ter..	V03-SG	Venture Corporation L..	3.85%
FTGF Plc - Martin Currie Asia Long-Ter..	S63-SG	Singapore Technologi..	3.85%
Maple-Brown Abbott Funds Plc - Asia-E..	D05-SG	DBS Group Holdings L..	3.72%



Top Sector Holdings, %

Fund Name	Sector	Weight
Fullerton Lux Funds - Asia Focus Equiti..	Communication Services	7.31%
Handelsbanken Asien Tema	Financials	6.48%
Carnegie Asia	Financials	6.33%
Maple-Brown Abbott Funds Plc - Asia-E..	Financials	6.05%
NESTOR-FONDS - Nestor Fernost Funds	Health Care	5.84%
Danske Invest - Fjernosten KL	Financials	5.30%
abrdn Sustainable Asian Opportunities..	Financials	5.24%
Schroder Asian Alpha Plus Fund	Financials	5.14%
Fullerton Lux Funds - Asia Focus Equiti..	Financials	4.96%
Prisma Asianavigator UI	Financials	4.94%
First Sentier Invs. Glb. Umb. - FSSA Asi..	Financials	4.86%
First Sentier Invs. Glb. Umb. - FSSA Asi..	Financials	4.64%
FTGF Plc - Martin Currie Asia Long-Ter..	Communication Services	4.59%
Goldman Sachs Funds III - Asia Equity ..	Financials	4.56%
Nomura Fds. Ireland Plc - Asia (ex-Japa..	Financials	4.53%

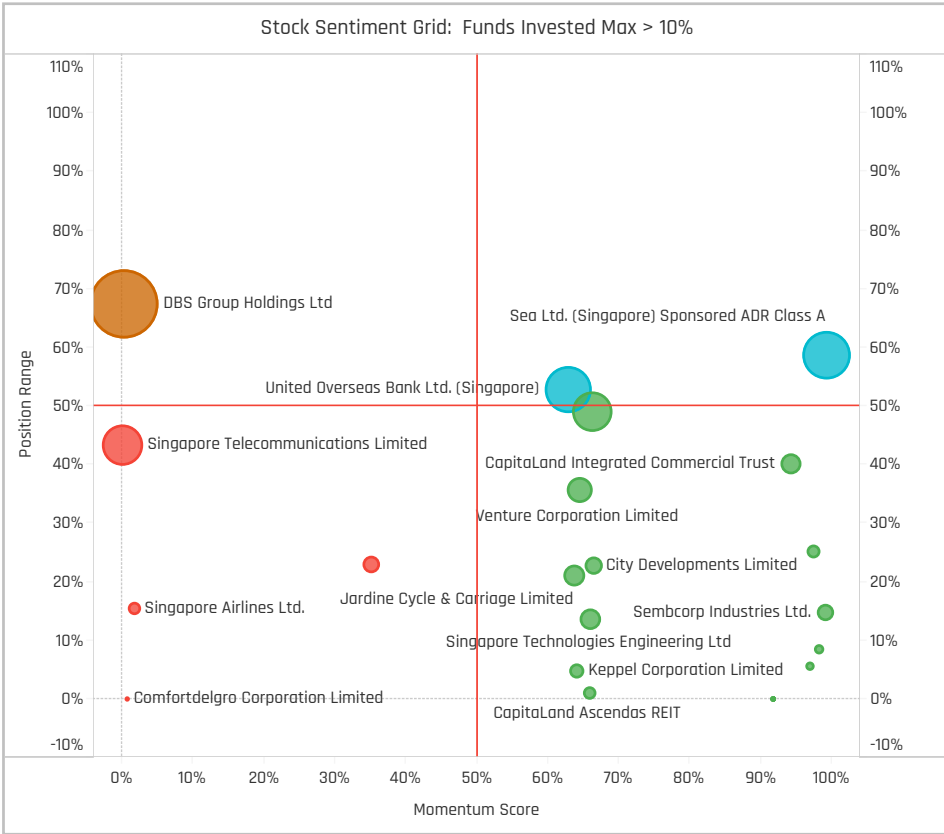
Top Stock Holdings, \$

Fund Name	Ticker	Stock Name	Value
Schroder ISF - Asian Opportunities	O39-SG	Oversea-Chinese Bankin..	\$162M
T Rowe Price New Asia Fund	D05-SG	DBS Group Holdings Ltd	\$86M
Fidelity Invnt. Funds - Asia Fund	U11-SG	United Overseas Bank Lt..	\$78M
Baillie Gifford Overseas Growth Fund - ..	SE-US	Sea Ltd. (Singapore) Sp..	\$71M
Veritas Funds Plc - Asian Fund	SE-US	Sea Ltd. (Singapore) Sp..	\$57M
Matthews Pacific Tiger Fund	V03-SG	Venture Corporation Lim..	\$54M
Schroder ISF - Asian Opportunities	SE-US	Sea Ltd. (Singapore) Sp..	\$50M
Schroder Asian Alpha Plus Fund	O39-SG	Oversea-Chinese Bankin..	\$46M
Schroder Asian Growth Fund	O39-SG	Oversea-Chinese Bankin..	\$45M
T Rowe Price New Asia Fund	C38U-SG	CapitaLand Integrated C..	\$39M
Handelsbanken Asien Tema	D05-SG	DBS Group Holdings Ltd	\$37M
Vontobel Fund - mtx Sustainable Asian..	D05-SG	DBS Group Holdings Ltd	\$33M
FTIF SICAV - Asian Growth Fund	D05-SG	DBS Group Holdings Ltd	\$33M
Schroder Asian Alpha Plus Fund	S68-SG	Singapore Exchange Ltd.	\$30M
Schroder Asian Alpha Plus Fund	Z74-SG	Singapore Telecommuni..	\$29M

Largest Changes in Fund Weight, %

Fund Name	New or C..	Change
GAM Star Fund Plc - Asian Equity		3.97%
Waverton Invnt. Fds. Plc - Asia Pa..		2.56%
AB FCP I - Asia (ex-Japan) Equit..	New	1.80%
Nordea Asian Stars Fund		1.73%
Carnegie Asia		1.42%
Janus Henderson Asia Equity Fu..		1.30%
Lansforsakringar Asienfonden		1.00%
Natixis Intl. Fds. (Lux) I - Natixis ..		-3.21%
Invesco Funds - Asia Opportuniti..		-3.36%
GAM Multistock SICAV - Asia Foc..		-3.49%
Spaengler IQAM Asia Stock		-3.77%
LO Funds - Asia High Conviction		-3.78%
Allianz Global Investors Fund - T..		-5.21%
Swedbank Robur Asienfond		-6.15%

Ave Wgt Δ	Funds Invested Δ	Fund Flows, \$	Av Wgt vs AAXJ Δ	Funds O/W % Δ
-0.68%	2.33%	(\$210M)	-0.53%	-10.47%



Aggregate Stock Holdings Changes

Ticker	Stock Name	Funds Invested % Δ	Average Weight Δ	Fund Flows, \$
SE-US	Sea Ltd. (Singapore) Sponsor..	2.33%	0.16%	\$11M
U96-SG	Sembcorp Industries Ltd.	2.33%	0.03%	\$0M
S51-SG	Sembcorp Marine Ltd	2.33%	0.01%	\$10M
OVB-SG	Sheng Siong Group Ltd.	2.33%	0.01%	\$2M
9658-HK	Super Hi International Holding..	2.33%	0.01%	\$1M
O39-SG	Oversea-Chinese Banking Corp..	1.16%	-0.03%	(\$8M)
U14-SG	UDL Group Limited	1.16%	0.01%	\$0M
90I-SG	CapitaLand Investment Limited	-1.16%	-0.02%	(\$9M)
S59-SG	SIA Engineering Co. Ltd.	-1.16%	-0.02%	(\$2M)
S58-SG	SATS Ltd	-1.16%	0.00%	(\$9M)
O6L-SG	Singapore Airlines Ltd.	-2.33%	-0.03%	\$0M
O52-SG	Comfortdelgro Corporation Li..	-3.49%	-0.05%	(\$35M)
O05-SG	DBS Group Holdings Ltd	-3.49%	-0.35%	(\$60M)
Z74-SG	Singapore Telecommunication..	-8.14%	-0.21%	(\$35M)

Largest Fund Flows, \$

Fund Name	New or Cl..	Flow
Schroder ISF - Asian Opportunit..		\$14M
iShares Tr. - MSCI All Country A..		\$12M
AB FCP I - Asia (ex-Japan) Equi..	New	\$8M
Pictet - Asian Equities (ex-Japa..		\$7M
Nordea Asian Stars Fund		\$5M
Waverton Invnt. Fds. Plc - Asia P..		\$3M
Lansforsakringar Asienfonden		\$2M
Allianz Global Investors Fund - ..		(\$16M)
Matthews Asian Growth & Inco..		(\$18M)
T Rowe Price New Asia Fund		(\$19M)
Swedbank Robur Asienfond		(\$21M)
LO Funds - Asia High Conviction		(\$21M)
BlackRock Global Funds - Asian ..		(\$22M)
Matthews Pacific Tiger Fund		(\$32M)

Largest Fund Level Changes in Stock Weight, %

Fund Name	Stock Name	New ..	Change
Waverton Invnt. Fds. Plc - Asia Pacif..	Sea Ltd. (Singapore) Spo..		3.52%
Manulife Global Fund - Sustainabl..	United Overseas Bank Lt..	New	2.07%
Spaengler IQAM Asia Stock	Sembcorp Industries Ltd.	New	1.96%
GAM Star Fund Plc - Asian Equity	City Developments Limit..	New	1.67%
Sydivest Fjernosten	Sea Ltd. (Singapore) Spo..	New	1.41%
Nordea Asian Stars Fund	United Overseas Bank Lt..	New	1.40%
Lansforsakringar Asienfonden	United Overseas Bank Lt..	New	1.34%
DJE - Asien	Singapore Telecommun..	Close	-2.16%
T Rowe Price Asia Opportunities F..	Comfortdelgro Corporati..	Close	-2.35%
Spaengler IQAM Asia Stock	Singapore Airlines Ltd.	Close	-2.44%
Swedbank Robur Asienfond	United Overseas Bank Lt..	Close	-2.49%
LO Funds - Asia High Conviction	Singapore Telecommun..	Close	-2.51%
Spaengler IQAM Asia Stock	DBS Group Holdings Ltd	Close	-2.63%
Ninety One Glb. Strat. Fd. - Asian E..	DBS Group Holdings Ltd		-2.64%

Aggregate Country Holding Changes

Sector	Change	Funds
Consumer Discretionary	4.65%	\$18M
Utilities	2.33%	\$0M
Consumer Staples	2.33%	\$3M
Real Estate	1.16%	\$5M
Multi	0.00%	\$0M
Materials	0.00%	\$0M
Information Technology	0.00%	(\$23M)
Health Care	0.00%	\$1M
Financials	0.00%	(\$137M)
Energy	0.00%	\$0M
Industrials	-5.81%	(\$41M)
Communication Services	-6.12%	(\$35M)

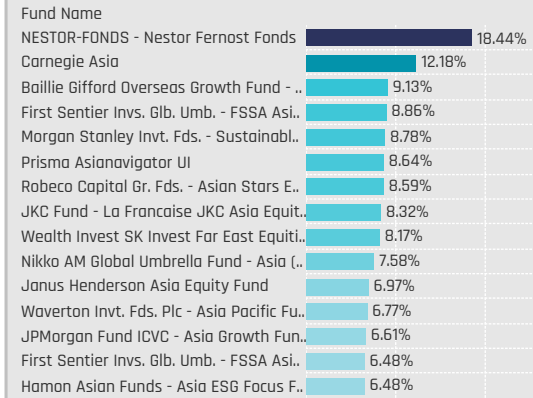
Largest Changes in Fund Country Weight, %

Fund Name	New o..	Sector	Change
Waverton Invnt. Fds. Plc - Asia Pacific..		Consumer Discretionary	3.52%
GAM Star Fund Plc - Asian Equity	New	Real Estate	2.83%
Spaengler IQAM Asia Stock	New	Utilities	1.96%
Ninety One Glb. Strat. Fd. - Asian Eq..	New	Industrials	1.70%
Carnegie Asia		Financials	1.42%
Sydivest Fjernosten	New	Consumer Discretionary	1.41%
Nordea Asian Stars Fund	New	Financials	1.40%
Spaengler IQAM Asia Stock	Close	Industrials	-2.44%
LO Funds - Asia High Conviction	Close	Communication Services	-2.51%
Sydivest Fjernosten		Financials	-2.57%
Spaengler IQAM Asia Stock	Close	Financials	-2.63%
Ninety One Glb. Strat. Fd. - Asian Eq..		Financials	-2.64%
Swedbank Robur Asienfond		Financials	-3.37%
Invesco Funds - Asia Opportunitie..		Financials	-3.69%

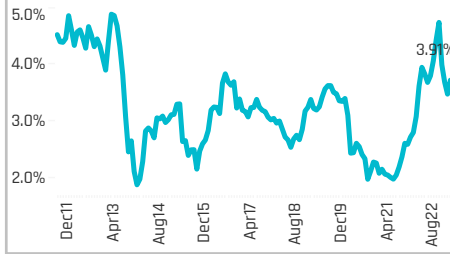
Largest Fund Level Stock Inflows/Outflows, \$

Fund Name	Stock Name	New..	Flow
T Rowe Price New Asia Fund	CapitaLand Integrated C..		\$14M
Schroder ISF - Asian Opportunitie..	Sea Ltd. (Singapore) Spo..		\$11M
Ninety One Glb. Strat. Fd. - Asian E..	Keppel Corporation Limit..	New	\$10M
FTIF SICAV - Asian Growth Fund	Sea Ltd. (Singapore) Spo..		\$7M
Pictet - Asian Equities (ex-Japan)	Singapore Telecommun..		\$7M
Ninety One Glb. Strat. Fd. - Asian E..	Genting Singapore Limite..	New	\$6M
Ninety One Glb. Strat. Fd. - Asian E..	Sembcorp Marine Ltd	New	\$6M
Schroder Asian Alpha Plus Fund	United Overseas Bank Lt..		(\$11M)
LO Funds - Asia High Conviction	Singapore Telecommun..	Close	(\$14M)
Fidelity Funds SICAV - Asian Equity..	United Overseas Bank Lt..		(\$15M)
BlackRock Global Funds - Asian Gro..	Oversea-Chinese Banking..		(\$15M)
Ninety One Glb. Strat. Fd. - Asian E..	DBS Group Holdings Ltd		(\$20M)
Matthews Pacific Tiger Fund	Venture Corporation Limi..		(\$21M)
T Rowe Price New Asia Fund	Comfortdelgro Corporati..	Close	(\$25M)

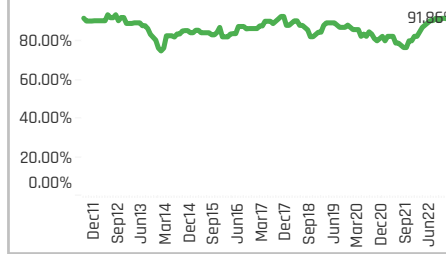
Top Holdings, %



Average Weight: 3.91%



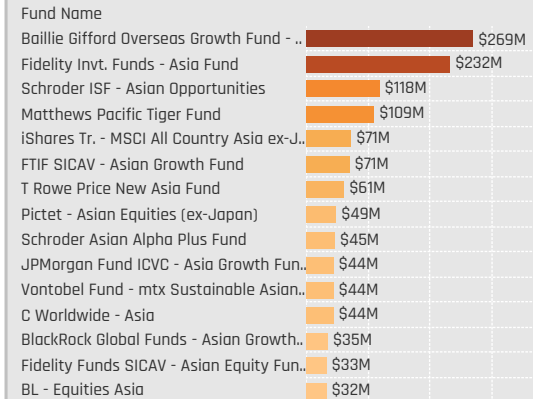
Funds Invested %: 91.86%



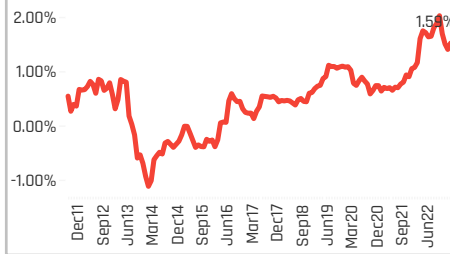
Aggregate Stock Holdings Data, Ranked by Most Widely Held.

Ticker	Stock Name	Funds Invested %	Average Weight	Vs Benchmark	Fund AUM, \$
BBCA-ID	PT Bank Central Asia Tbk	44.19%	1.02%	0.43%	\$541M
BBRI-ID	PT Bank Rakyat Indonesia (Pe..	31.40%	0.62%	0.20%	\$295M
BMRI-ID	PT Bank Mandiri (Persero) Tbk	25.58%	0.42%	0.19%	\$358M
TLKM-ID	PT Telkom Indonesia (Persero..	16.28%	0.22%	-0.03%	\$62M
BBNI-ID	PT Bank Negara Indonesia (Pe..	12.79%	0.21%	0.12%	\$40M
CMRY-ID	PT Cisarua Mountain Dairy Tbk	6.98%	0.06%	0.06%	\$11M
UNVR-ID	PT Unilever Indonesia Tbk	5.81%	0.03%	-0.01%	\$21M
MDKA-ID	PT Merdeka Copper Gold Tbk	5.81%	0.07%	0.00%	\$91M
KLBF-ID	PT Kalbe Farma Tbk	5.81%	0.12%	0.06%	\$32M
AVIA-ID	PT Avia Avian Tbk	5.81%	0.03%	0.03%	\$28M
ASII-ID	PT Astra International Tbk	5.81%	0.15%	-0.02%	\$66M
SMGR-ID	PT Semen Indonesia (Persero)..	4.65%	0.04%	0.01%	\$33M
BTPS-ID	PT Bank BTPN Syariah Tbk	4.65%	0.09%	0.09%	\$7M
UNTR-ID	PT United Tractors Tbk	3.49%	0.06%	0.00%	\$11M
PWON-ID	PT Pakuwon Jati Tbk	3.49%	0.02%	0.02%	\$9M

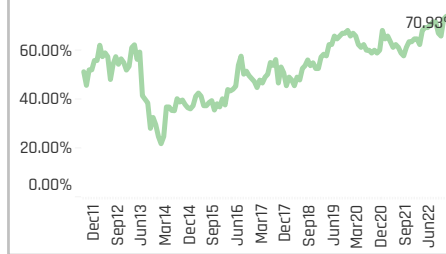
Top Holdings, \$



Average Weight vs AAXJ: 1.59%



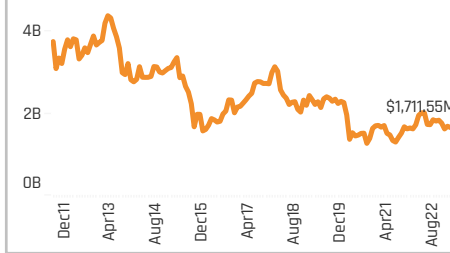
Funds Overweight %: 70.93%



Top Stock Holdings, %

Fund Name	Ticker	Stock Name	Percentage
Waverton Inv. Fds. Plc - Asia Pacific Fu..	ASII-ID	PT Astra International..	6.77%
NESTOR-FONDS - Nestor Fernost Fonds	BFIN-ID	PT BFI Finance Indone..	5.29%
Robeco Capital Gr. Fds. - Asian Stars E..	BBRI-ID	PT Bank Mandiri (Pers..	4.96%
Nikko AM Global Umbrella Fund - Asia (..	BBCA-ID	PT Bank Central Asia T..	4.66%
JKC Fund - La Francaise JKC Asia Equit..	HEAL-ID	PT Medikaloka Hermin..	4.21%
BlackRock Global Funds - Asian Growth..	BBCA-ID	PT Bank Central Asia T..	4.17%
Carnegie Asia	BBCA-ID	PT Bank Central Asia T..	4.12%
NESTOR-FONDS - Nestor Fernost Fonds	ULTJ-ID	PT Ultrajaya Milk Indu..	3.81%
Mirabaud - Equities Asia (ex-Japan)	BBCA-ID	PT Bank Central Asia T..	3.80%
BL - Equities Asia	KLBF-ID	PT Kalbe Farma Tbk	3.78%
Eastspring Investments - Asian Dynam..	BBNI-ID	PT Bank Negara Indon..	3.62%
Nomura Fds. Ireland Plc - Asia (ex-Japa..	BBCA-ID	PT Bank Central Asia T..	3.57%
Wealth Invest SK Invest Far East Equit..	BTPS-ID	PT Bank BTPN Syariah..	3.55%
Pictet - Asian Equities (ex-Japan)	BBRI-ID	PT Bank Rakyat Indon..	3.48%
Nordea Asian Stars Fund	BBRI-ID	PT Bank Rakyat Indon..	3.38%

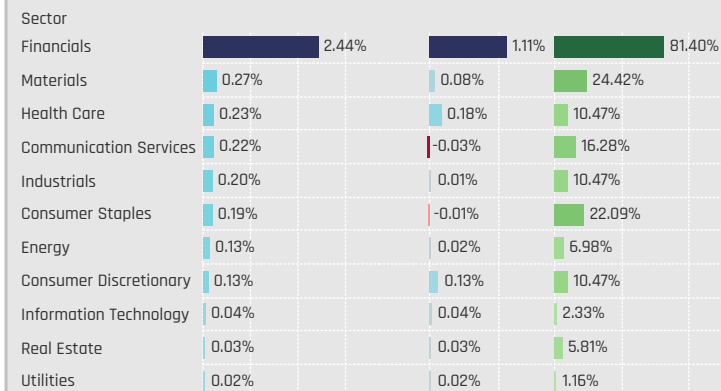
Combined Fund AUM: \$1.7B



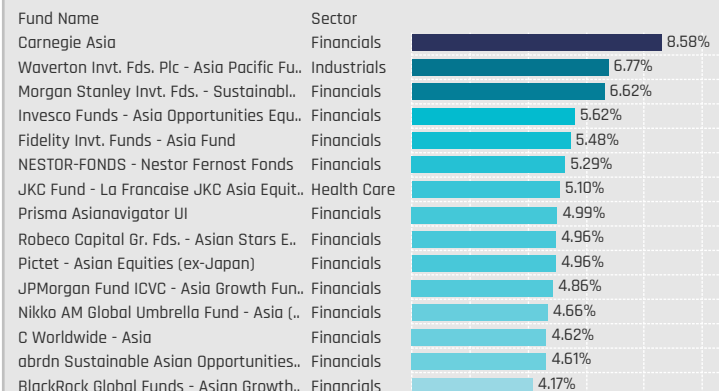
Cumulative Fund Flows: (\$2,125M)



Aggregate Sector Holdings, %



Top Sector Holdings, %



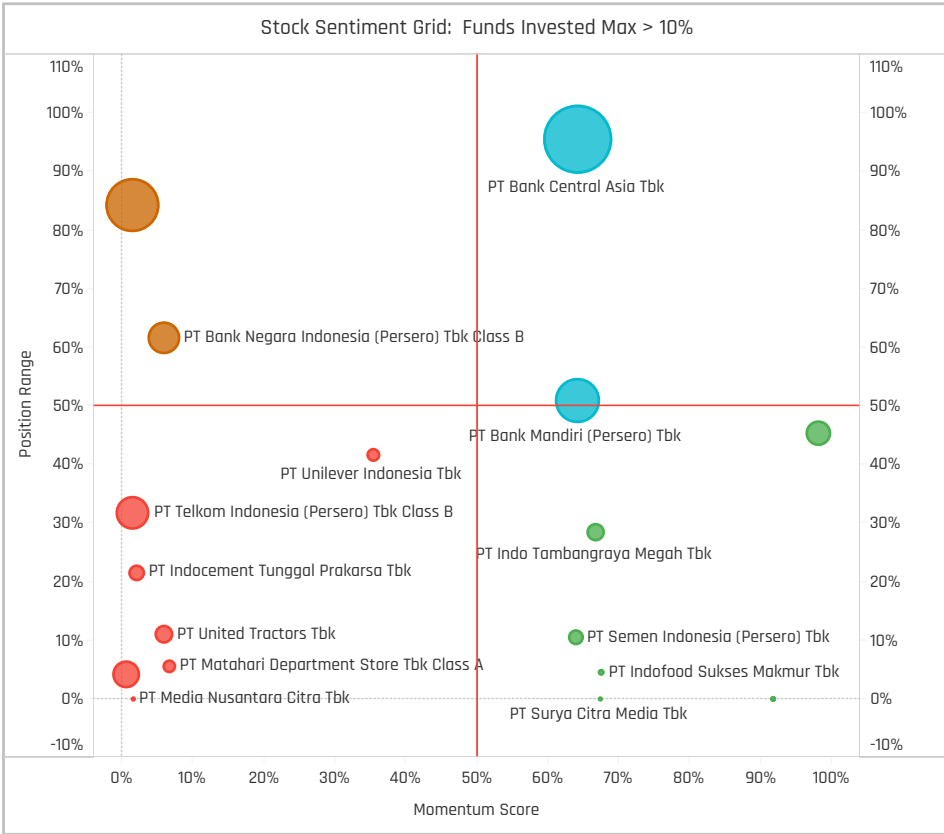
Top Stock Holdings, \$

Fund Name	Ticker	Stock Name	Value
Schroder ISF - Asian Opportunities	BMRI-ID	PT Bank Mandiri (Perser..	\$118M
Fidelity Inv. Fds. - Asia Fund	BBCA-ID	PT Bank Central Asia Tbk	\$116M
Matthews Pacific Tiger Fund	BBCA-ID	PT Bank Central Asia Tbk	\$109M
Baillie Gifford Overseas Growth Fund - ..	MDKA-ID	PT Merdeka Copper Gold..	\$87M
Baillie Gifford Overseas Growth Fund - ..	BBRI-ID	PT Bank Rakyat Indonesi..	\$67M
Fidelity Inv. Fds. - Asia Fund	BBRI-ID	PT Bank Rakyat Indonesi..	\$57M
T Rowe Price New Asia Fund	BBCA-ID	PT Bank Central Asia Tbk	\$49M
Baillie Gifford Overseas Growth Fund - ..	BMRI-ID	PT Bank Mandiri (Perser..	\$48M
Schroder Asian Alpha Plus Fund	BMRI-ID	PT Bank Mandiri (Perser..	\$45M
Baillie Gifford Overseas Growth Fund - ..	ASII-ID	PT Astra International T..	\$43M
FTIF SICAV - Asian Growth Fund	BBCA-ID	PT Bank Central Asia Tbk	\$39M
Fidelity Inv. Fds. - Asia Fund	BMRI-ID	PT Bank Mandiri (Perser..	\$37M
Pictet - Asian Equities (ex-Japan)	BBRI-ID	PT Bank Rakyat Indonesi..	\$34M
Vantobel Fund - mtX Sustainable Asian..	BMRI-ID	PT Bank Mandiri (Perser..	\$30M
BlackRock Global Funds - Asian Growth..	BBCA-ID	PT Bank Central Asia Tbk	\$30M

Largest Changes in Fund Weight, %

Fund Name	New or C..	Change
TT International Funds Plc - Asia..		2.39%
Pictet - Asian Equities (ex-Japan)		1.00%
Janus Henderson Asia Equity Fu..		0.90%
Waverton Inv. Fds. Plc - Asia Pa..		0.80%
Fidelity Funds SICAV - Asian Equ..		0.76%
Prisma Asianavigator UI		0.74%
KBC Equity Fund - New Asia		0.67%
Swedbank Robur Asienfond		-2.74%
Amundi Funds - Asia Equity Con..		-3.47%
Vontobel Fund - mtx Sustainabl..		-3.52%
LO Funds - Asia High Conviction		-3.57%
JPMorgan Fund ICVC - Asia Gro..		-4.29%
NESTOR-FONDS - Nestor Fernost..		-4.51%
Sydivest Fjernosten		-5.89%

Ave Wgt Δ	Funds Invested Δ	Fund Flows, \$	Av Wgt vs AAXJ Δ	Funds O/W % Δ
-0.84%	0.00%	(\$246M)	-0.46%	4.65%



Aggregate Stock Holdings Changes

Ticker	Stock Name	Funds Invested % Δ	Average Weight Δ	Fund Flows, \$
MDKA-ID	PT Merdeka Copper Gold Tbk	3.49%	0.03%	(\$8M)
KLBF-ID	PT Kalbe Farma Tbk	2.33%	0.01%	(\$2M)
BMRI-ID	PT Bank Mandiri (Persero) Tbk	1.16%	-0.20%	(\$19M)
BBCA-ID	PT Bank Central Asia Tbk	1.16%	-0.14%	(\$70M)
PGE0-ID	PT Pertamina Geothermal Ener..	1.16%	0.02%	\$0M
ICBP-ID	PT Indofood CBP Sukses Mak..	1.16%	0.00%	\$1M
GOTO-ID	PT GoTo Gojek Tokopedia Tbk	1.16%	0.00%	\$5M
ACES-ID	PT ACE Hardware Indonesia Tbk	-1.16%	-0.01%	\$0M
BBRI-ID	PT Bank Rakyat Indonesia (Per..	-1.16%	-0.07%	(\$27M)
TLKM-ID	PT Telkom Indonesia (Persero) ..	-2.33%	-0.06%	(\$20M)
PWON-ID	PT Pakuwon Jati Tbk	-2.33%	-0.01%	(\$1M)
MNCN-ID	PT Media Nusantara Citra Tbk	-2.33%	-0.04%	(\$2M)
INTP-ID	PT Indocement Tunggal Prakar..	-2.33%	-0.02%	(\$22M)
ASII-ID	PT Astra International Tbk	-3.49%	-0.06%	(\$66M)

Largest Fund Flows, \$

Fund Name	New or Cl..	Flow
Pictet - Asian Equities (ex-Japa..		\$14M
Fidelity Funds SICAV - Asian Equ..		\$12M
Schroder ISF - Asian Opportunit..		\$11M
Fidelity Asia Fund		\$8M
TT International Funds Plc - Asi..		\$4M
iShares Tr. - MSCI All Country A..		\$4M
Matthews Asia Funds - Asia (ex..		\$3M
Sydivest Fjernosten		(\$13M)
LO Funds - Asia High Conviction		(\$19M)
Vontobel Fund - mtx Sustainabl..		(\$21M)
Baillie Gifford Overseas Growth ..		(\$27M)
JPMorgan Fund ICVC - Asia Gro..		(\$36M)
FTIF SICAV - Asian Growth Fund		(\$42M)
Matthews Pacific Tiger Fund		(\$79M)

Largest Fund Level Changes in Stock Weight, %

Fund Name	Stock Name	New ..	Change
TT International Funds Plc - Asia-P..	PT Bank Negara Indonesi..		1.51%
Manulife Global Fund - Sustainabl..	PT Kalbe Farma Tbk	New	1.52%
Pictet - Asian Equities (ex-Japan)	PT Bank Mandiri (Persero..	New	1.48%
Janus Henderson Asia Equity Fund	PT Merdeka Copper Gold ..	New	1.37%
Sydivest Fjernosten	PT Bank Central Asia Tbk	New	1.35%
Spaengler IQAM Asia Stock	PT Pertamina Geotherma..	New	1.30%
TT International Funds Plc - Asia-P..	PT Ciputra Development ..	New	1.11%
Wealth Invest SK Invest Far East E..	PT Bank BTPN Syariah Tbk		-1.78%
Carnegie Asia	PT Bank Mandiri (Persero..		-1.83%
Manulife Global Fund - Sustainabl..	PT Astra International Tbk	Close	-2.44%
LO Funds - Asia High Conviction	PT Bank Mandiri (Persero..	Close	-2.65%
Vontobel Fund - mtx Sustainable ..	PT Bank Mandiri (Persero..		-2.79%
Sydivest Fjernosten	PT Bank Mandiri (Persero..	Close	-2.94%
NESTOR-FONDS - Nestor Fernost F..	PT Media Nusantara Citr..	Close	-3.11%

Aggregate Country Holding Changes

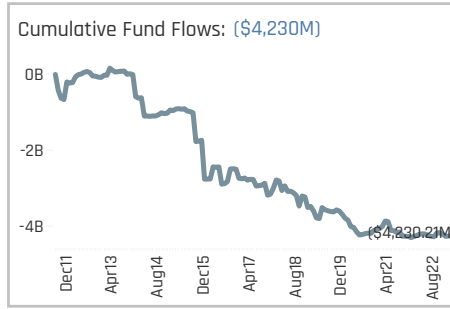
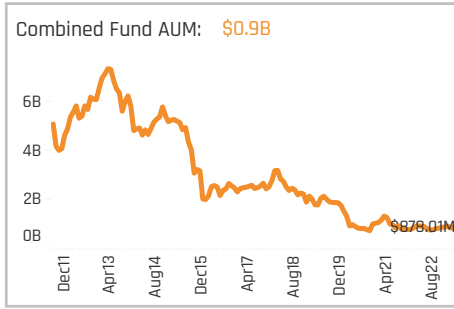
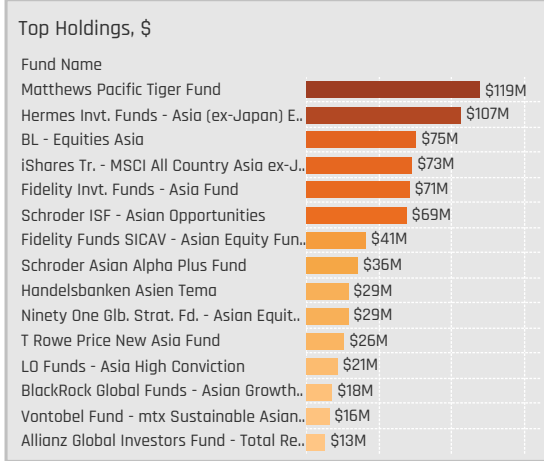
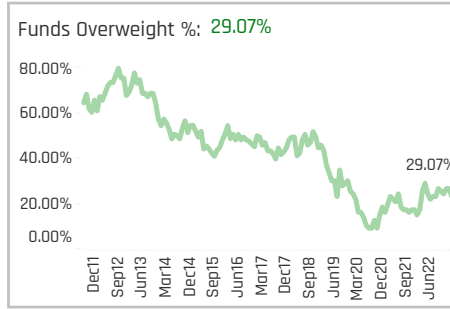
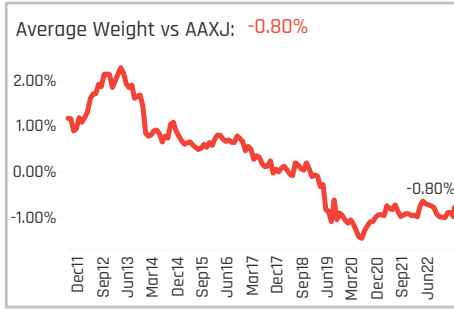
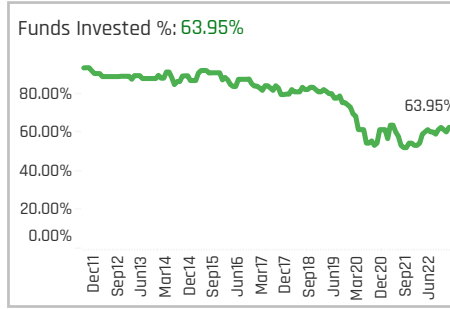
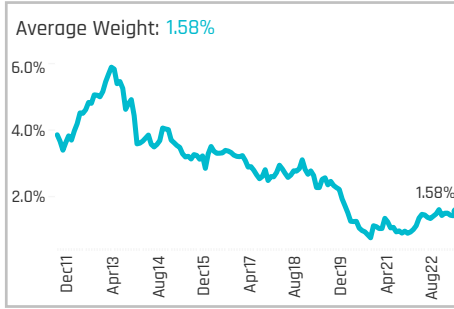
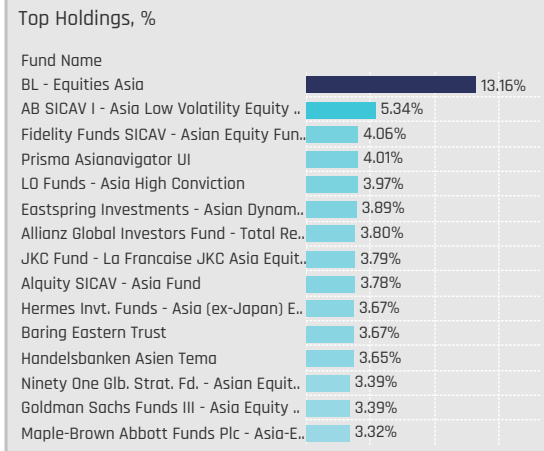
Sector	Change	Flow
Materials	4.65%	(\$29M)
Utilities	1.16%	\$0M
Information Technology	1.16%	\$5M
Consumer Staples	1.16%	(\$5M)
Multi	0.00%	0.00%
Health Care	0.00%	(\$3M)
Financials	0.00%	(\$124M)
Real Estate	-1.16%	\$0M
Energy	-1.16%	\$9M
Consumer Discretionary	-2.33%	(\$7M)
Industrials	-3.49%	(\$65M)
Communication Services	-6.98%	(\$28M)

Largest Changes in Fund Country Weight, %

Fund Name	New o..	Sector	Change
Manulife Global Fund - Sustainable ..	New	Health Care	1.52%
Janus Henderson Asia Equity Fund	New	Materials	1.37%
Spaengler IQAM Asia Stock	New	Utilities	1.30%
TT International Funds Plc - Asia-Pa..		Financials	1.20%
TT International Funds Plc - Asia-Pa..	New	Real Estate	1.11%
NESTOR-FONDS - Nestor Fernost Fa..		Financials	1.10%
Prisma Asianavigator UI	New	Health Care	1.01%
JPMorgan Fund ICVC - Asia Growth ..		Financials	-1.96%
Manulife Global Fund - Sustainable ..	Close	Industrials	-2.44%
Amundi Funds - Asia Equity Concent..		Financials	-2.45%
Sydivest Fjernosten		Financials	-2.68%
Vontobel Fund - mtx Sustainable As..		Financials	-2.79%
NESTOR-FONDS - Nestor Fernost Fa..	Close	Communication Services	-3.11%
LO Funds - Asia High Conviction		Financials	-3.81%

Largest Fund Level Stock Inflows/Outflows, \$

Fund Name	Stock Name	New..	Flow
Pictet - Asian Equities (ex-Japan)	PT Bank Mandiri (Persero..	New	\$14M
Schroder ISF - Asian Opportunities	PT Bank Mandiri (Persero..		\$11M
Fidelity Asia Fund	PT Indo Tambangraya Me..		\$8M
Fidelity Funds SICAV - Asian Equity..	PT Bank Central Asia Tbk		\$7M
Fidelity Funds SICAV - Asian Equity..	PT GoTo Gojek Tokopedia ..	New	\$5M
FTIF SICAV - Asian Growth Fund	PT Sumber Alfaria Trijaya	New	\$5M
FTIF SICAV - Asian Growth Fund	PT Semen Indonesia (Per..		\$4M
LO Funds - Asia High Conviction	PT Bank Mandiri (Persero..	Close	(\$13M)
JPMorgan Fund ICVC - Asia Growth..	PT Bank Central Asia Tbk		(\$14M)
Vontobel Fund - mtx Sustainable A..	PT Bank Mandiri (Persero..		(\$17M)
FTIF SICAV - Asian Growth Fund	PT Indocement Tunggal P..	Close	(\$22M)
Matthews Pacific Tiger Fund	PT Bank Central Asia Tbk		(\$22M)
FTIF SICAV - Asian Growth Fund	PT Bank Central Asia Tbk		(\$29M)
Matthews Pacific Tiger Fund	PT Astra International Tbk	Close	(\$63M)

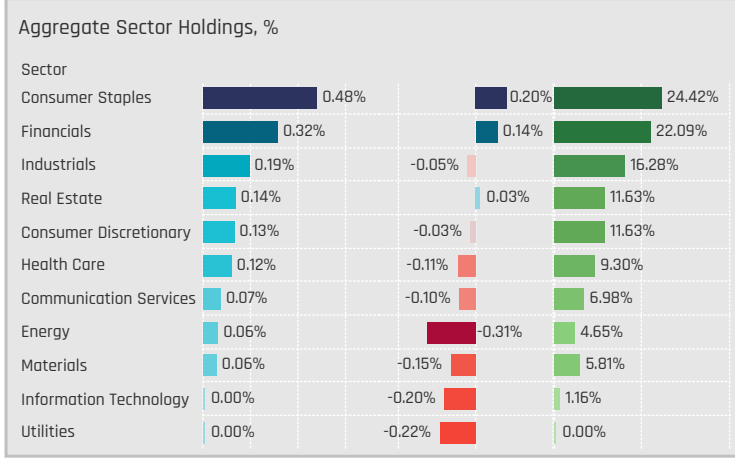


Aggregate Stock Holdings Data, Ranked by Most Widely Held.

Ticker	Stock Name	Funds Invested %	Average Weight	Vs Benchmark	Fund AUM, \$
CPALL-TH	CP All Public Co. Ltd.	17.44%	0.27%	0.08%	\$191M
AOT-TH	Airports of Thailand Public Co...	15.12%	0.18%	0.02%	\$58M
KBANK-TH	Kasikornbank Public Co. Ltd.	11.63%	0.11%	0.07%	\$105M
CPN-TH	Central Pattana Public Co. Ltd.	9.30%	0.12%	0.05%	\$133M
BDMS-TH	Bangkok Dusit Medical Servic..	9.30%	0.10%	-0.05%	\$32M
BBL-TH	Bangkok Bank Public Compan..	8.14%	0.14%	0.14%	\$98M
Y92-SG	Thai Beverage Public Co., Ltd.	5.81%	0.14%	0.14%	\$69M
MINT-TH	Minor International Public Co...	5.81%	0.05%	0.00%	\$13M
PTTEP-TH	PTT Exploration & Production ..	4.65%	0.06%	-0.04%	\$8M
ADVANC-TH	Advanced Info Service Public ..	4.65%	0.05%	-0.08%	\$18M
SCC-TH	Siam Cement Public Co. Ltd.	3.49%	0.02%	-0.10%	\$5M
HMPRO-TH	Home Product Center Public Co..	3.49%	0.05%	0.00%	\$3M
MTC-TH	Muangthai Capital Public Co. ..	2.33%	0.05%	0.04%	\$2M
MINT.W9-TH	Minor International Public Co. ..	2.33%	0.00%	0.00%	\$0M
LH-TH	Land & Houses Public Co., Ltd.	2.33%	0.01%	-0.02%	\$4M

Top Stock Holdings, %

Fund Name	Ticker	Stock Name	Weight
BL - Equities Asia	Y92-SG	Thai Beverage Public ..	4.60%
Eastspring Investments - Asian Dynam..	BBL-TH	Bangkok Bank Public ..	3.89%
Allianz Global Investors Fund - Total Re..	CPALL-TH	CP All Public Co. Ltd.	3.80%
JKC Fund - La Francaise JKC Asia Equit..	MTC-TH	Muangthai Capital Pu..	3.79%
Maple-Brown Abbott Funds Plc - Asia-E..	Y92-SG	Thai Beverage Public ..	3.32%
BL - Equities Asia	CPALL-TH	CP All Public Co. Ltd.	3.28%
Matthews Pacific Tiger Fund	CPN-TH	Central Pattana Publi..	3.16%
AB SICAV I - Asia Low Volatility Equity ..	BDMS-TH	Bangkok Dusit Medica..	3.04%
Goldman Sachs Funds III - Asia Equity ..	AOT-TH	Airports of Thailand P..	2.63%
Nomura Fds. Ireland Plc - Asia (ex-Japa..	AOT-TH	Airports of Thailand P..	2.57%
Prisma Asianavigator UI	PTTEP-TH	PTT Exploration & Pro..	2.48%
BlackRock Global Funds - Asian Growth..	CPALL-TH	CP All Public Co. Ltd.	2.44%
BL - Equities Asia	TOA-TH	TOA Paint (Thailand) P..	2.42%
LO Funds - Asia High Conviction	AOT-TH	Airports of Thailand P..	2.37%
Matthews Asia Funds - Asia (ex-Japan)..	BDMS-TH	Bangkok Dusit Medica..	2.36%



Top Sector Holdings, %

Fund Name	Sector	Weight
BL - Equities Asia	Consumer Staples	10.09%
Fidelity Funds SICAV - Asian Equity Fun..	Consumer Staples	4.06%
Eastspring Investments - Asian Dynam..	Financials	3.89%
Allianz Global Investors Fund - Total Re..	Consumer Staples	3.80%
JKC Fund - La Francaise JKC Asia Equit..	Financials	3.79%
Maple-Brown Abbott Funds Plc - Asia-E..	Consumer Staples	3.32%
Matthews Pacific Tiger Fund	Real Estate	3.16%
AB SICAV I - Asia Low Volatility Equity ..	Health Care	3.04%
Goldman Sachs Funds III - Asia Equity ..	Industrials	2.63%
Alquity SICAV - Asia Fund	Consumer Discretionary	2.62%
Nomura Fds. Ireland Plc - Asia (ex-Japa..	Industrials	2.57%
Prisma Asianavigator UI	Energy	2.48%
BlackRock Global Funds - Asian Growth..	Consumer Staples	2.44%
BL - Equities Asia	Materials	2.42%
LO Funds - Asia High Conviction	Industrials	2.37%

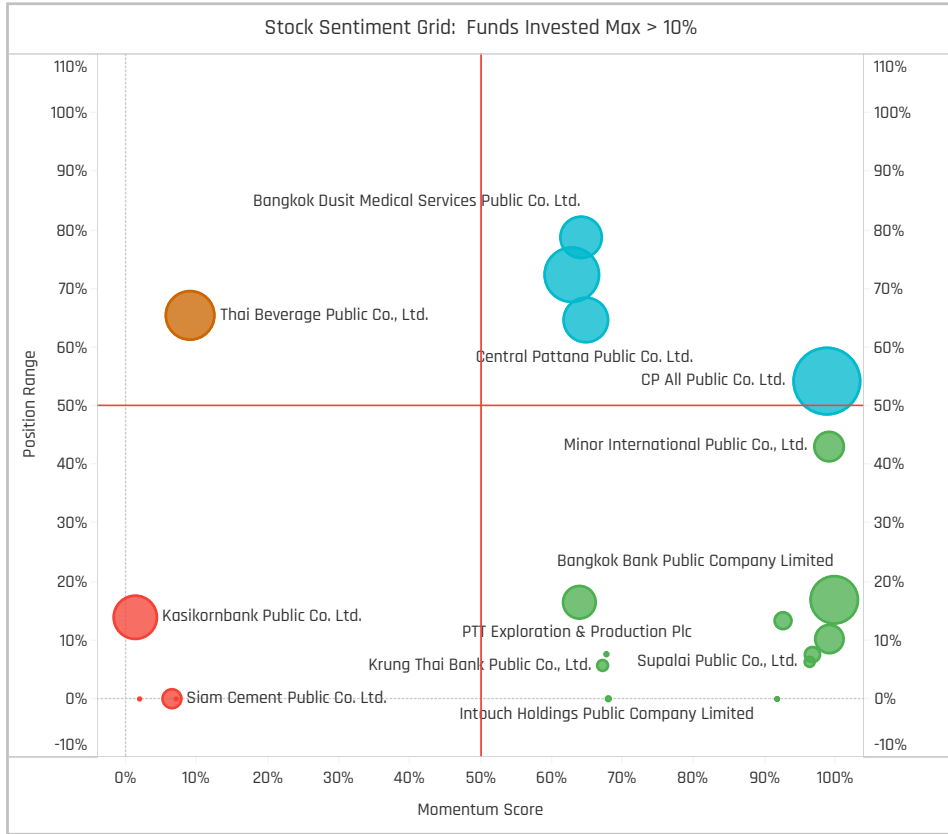
Top Stock Holdings, \$

Fund Name	Ticker	Stock Name	Value
Matthews Pacific Tiger Fund	CPN-TH	Central Pattana Public C..	\$119M
Schroder ISF - Asian Opportunities	KBANK-TH	Kasikornbank Public Co. ..	\$69M
Hermes Invt. Funds - Asia (ex-Japan) E..	BBL-TH	Bangkok Bank Public Co.	\$66M
Fidelity Invt. Funds - Asia Fund	CPALL-TH	CP All Public Co. Ltd.	\$59M
Hermes Invt. Funds - Asia (ex-Japan) E..	AP-TH	AP (Thailand) Public Co. ..	\$41M
Schroder Asian Alpha Plus Fund	KBANK-TH	Kasikornbank Public Co. ..	\$27M
BL - Equities Asia	Y92-SG	Thai Beverage Public Co...	\$26M
T Rowe Price New Asia Fund	CPALL-TH	CP All Public Co. Ltd.	\$26M
Fidelity Funds SICAV - Asian Equity Fun..	CPALL-TH	CP All Public Co. Ltd.	\$24M
BL - Equities Asia	CPALL-TH	CP All Public Co. Ltd.	\$19M
BlackRock Global Funds - Asian Growth..	CPALL-TH	CP All Public Co. Ltd.	\$18M
Fidelity Funds SICAV - Asian Equity Fun..	Y92-SG	Thai Beverage Public Co...	\$17M
Vantobel Fund - mtX Sustainable Asian..	Y92-SG	Thai Beverage Public Co...	\$16M
Handelsbanken Asien Tema	AOT-TH	Airports of Thailand Publi..	\$14M
BL - Equities Asia	TOA-TH	TOA Paint (Thailand) Pub..	\$14M

Largest Changes in Fund Weight, %

Fund Name	New or C..	Change
BL - Equities Asia		3.39%
Ninety One Glob. Strat. Fd. - Asia..	New	2.58%
Alquity SICAV - Asia Fund		2.19%
DJE - Asien	New	1.71%
Morgan Stanley Inv. Fds. - Sust..		1.16%
Baring Eastern Trust		1.08%
Spaengler IQAM Asia Stock		-1.14%
Carnegie Asia		-1.21%
Manulife Global Fund - Sustaina..		-1.29%
JPMorgan Fund ICVC - Asia Gro..		-1.39%
Invesco Funds - Asia Opportuniti..		-1.50%
BlackRock Global Funds - Asian ..		-2.46%
GAM Star Fund Plc - Asian Equity	Close	-2.72%
SEB Asia (ex-Japan) Fund		

Ave Wgt Δ	Funds Invested Δ	Fund Flows, \$	Av Wgt vs AAXJ Δ	Funds O/W % Δ
-0.06%	1.16%	(\$59M)	0.18%	3.49%



Aggregate Stock Holdings Changes

Ticker	Stock Name	Funds Invested % Δ	Average Weight Δ	Fund Flows, \$
BBL-TH	Bangkok Bank Public Company..	5.81%	0.06%	\$25M
CPALL-TH	CP All Public Co. Ltd.	2.33%	0.02%	\$9M
MINT-TH	Minor International Public Co., ..	2.33%	0.03%	(\$2M)
ADVANC-TH	Advanced Info Service Public Co..	2.33%	0.03%	\$14M
TOA-TH	TOA Paint (Thailand) Public Co..	1.16%	0.03%	\$14M
TKN-TH	Taakaenoi Food & Marketing P..	1.16%	0.02%	\$2M
TISCO-TH	TISCO Financial Group Public Co..	1.16%	0.01%	\$0M
IVL-TH	Indorama Ventures Public Co. ..	-1.16%	-0.01%	(\$2M)
EPG-TH	Eastern Polymer Group Public ..	-1.16%	-0.02%	(\$2M)
CPF-TH	Charoen Pokphand Foods Publ..	-1.16%	-0.02%	(\$8M)
BJC-TH	Berli Jucker Public Co. Ltd.	-1.16%	0.00%	\$0M
PTT-TH	PTT Public Co., Ltd.	-2.33%	-0.03%	(\$35M)
KBANK-TH	Kasikornbank Public Co. Ltd.	-2.33%	-0.08%	(\$8M)
MINT.W7-TH	Minor International Public Co L..	-3.49%	0.00%	\$0M

Largest Fund Flows, \$

Fund Name	New or Cl..	Flow (\$M)
Ninety One Glob. Strat. Fd. - Asia..	New	\$31M
BL - Equities Asia		\$30M
iShares Tr. - MSCI All Country A..		\$8M
Schroder ISF - Asian Opportuniti..		\$6M
Swedbank Robur Asienfond		\$6M
Fidelity Funds SICAV - Asian Eq..		\$5M
DJE - Asien	New	\$4M
SEB Asia (ex-Japan) Fund		(\$5M)
JPMorgan Fund ICVC - Asia Gro..		(\$10M)
BlackRock Global Funds - Asian ..		(\$13M)
Fidelity Inv. Funds - Asia Fund		(\$15M)
T Rowe Price New Asia Fund		(\$17M)
FTIF SICAV - Asian Growth Fund		(\$19M)
Matthews Pacific Tiger Fund		(\$49M)

Largest Fund Level Changes in Stock Weight, %

Fund Name	Stock Name	New ..	Change
BL - Equities Asia	TOA Paint (Thailand) Publ..	New	2.42%
BL - Equities Asia	Osotspa Public Co. Ltd.(Al..	New	2.21%
Prisma Asianavigator UI	Minor International Publi..	New	1.53%
Invesco Funds - Asia Opportuniti..	Bangkok Bank Public Co..	New	1.51%
DJE - Asien	Advanced Info Service Pu..	New	1.38%
Manulife Global Fund - Sustainabl..	Taakaenoi Food & Market..	New	1.31%
Ninety One Glob. Strat. Fd. - Asian E..	Advanced Info Service Pu..	New	1.23%
JPMorgan Fund ICVC - Asia Growt..	Airports of Thailand Publi..	Close	-1.29%
BlackRock Global Funds - Asian Gr..	PTT Public Co., Ltd.	Close	-1.42%
Manulife Global Fund - Sustainabl..	Eastern Polymer Group P..	Close	-1.61%
LO Funds - Asia High Conviction	Charoen Pokphand Food..	Close	-1.66%
GAM Star Fund Plc - Asian Equity	Kasikornbank Public Co. L..	Close	-1.84%
SEB Asia (ex-Japan) Fund	Central Retail Corporatio..	Close	-2.12%
Invesco Funds - Asia Opportuniti..	Kasikornbank Public Co. L..	Close	-2.90%

Aggregate Country Holding Changes

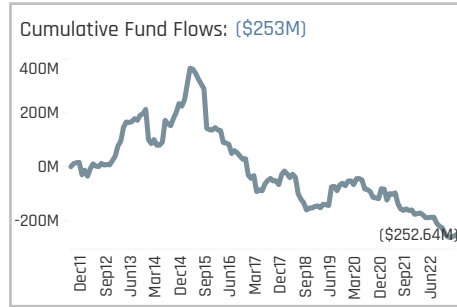
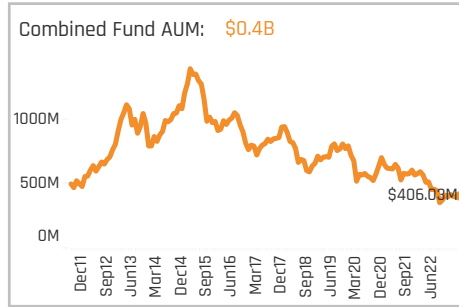
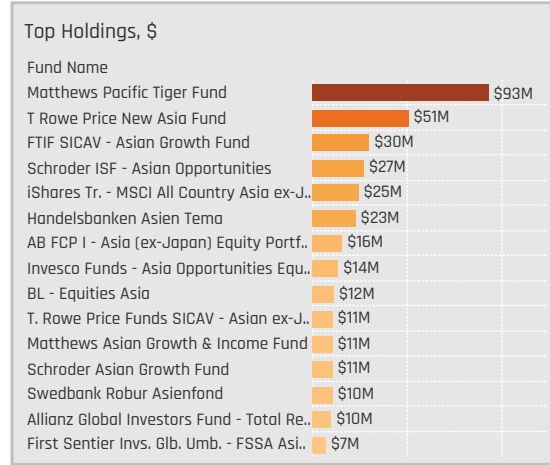
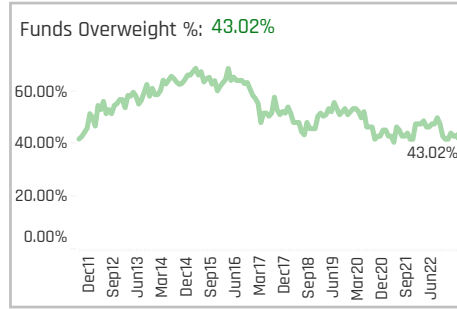
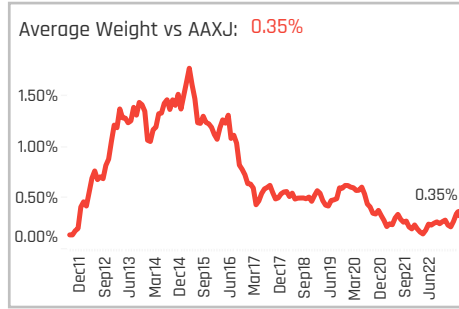
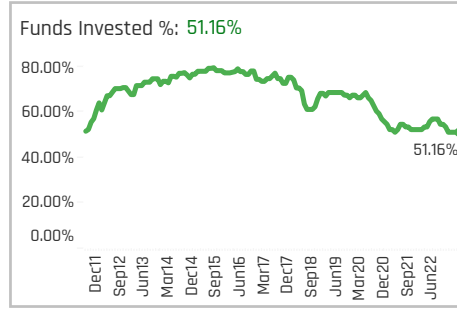
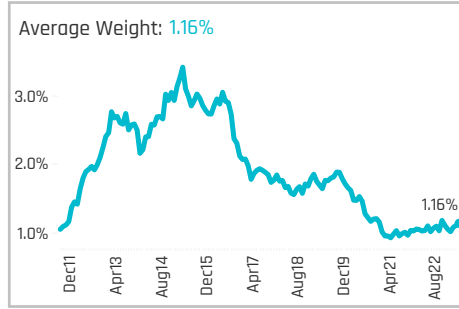
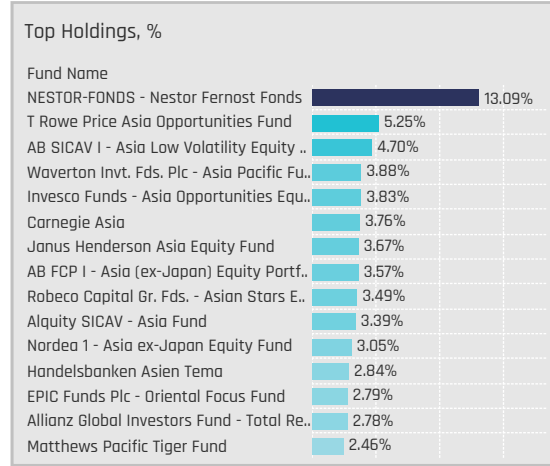
Sector	Change	Flow (\$M)
Communication Services	3.49%	\$16M
Consumer Staples	3.49%	\$30M
Real Estate	1.16%	(\$47M)
Financials	1.16%	\$15M
Consumer Discretionary	1.16%	(\$1M)
Utilities	0.00%	\$1M
Information Technology	0.00%	\$0M
Industrials	0.00%	(\$34M)
Health Care	0.00%	(\$1M)
Energy	-2.33%	(\$33M)
Materials	-3.49%	(\$5M)

Largest Changes in Fund Country Weight, %

Fund Name	New o..	Sector	Change
BL - Equities Asia	New	Materials	2.42%
Morgan Stanley Inv. Fds. - Sustain..	New	Financials	1.87%
BL - Equities Asia		Consumer Staples	1.86%
Amundi Funds - Asia Equity Concent..	New	Consumer Staples	1.73%
Prisma Asianavigator UI	New	Consumer Discretionary	1.53%
Alquity SICAV - Asia Fund		Consumer Discretionary	1.42%
Baring Eastern Trust	New	Consumer Staples	1.39%
Carnegie Asia		Financials	-1.14%
JPMorgan Fund ICVC - Asia Growth ..		Industrials	-1.29%
Invesco Funds - Asia Opportuniti..		Financials	-1.39%
BlackRock Global Funds - Asian Gro..	Close	Energy	-1.42%
Manulife Global Fund - Sustainable ..	Close	Materials	-1.61%
GAM Star Fund Plc - Asian Equity	Close	Financials	-1.84%
SEB Asia (ex-Japan) Fund	Close	Consumer Discretionary	-2.12%

Largest Fund Level Stock Inflows/Outflows, \$

Fund Name	Stock Name	New..	Flow (\$M)
Fidelity Inv. Funds - Asia Fund	CP All Public Co. Ltd.		\$26M
BL - Equities Asia	TOA Paint (Thailand) Publ..	New	\$14M
BL - Equities Asia	Osotspa Public Co. Ltd.(Al..	New	\$13M
Ninety One Glob. Strat. Fd. - Asian E..	Advanced Info Service Pu..	New	\$11M
Ninety One Glob. Strat. Fd. - Asian E..	Bangkok Bank Public Co..	New	\$10M
Ninety One Glob. Strat. Fd. - Asian E..	Thai Beverage Public Co., ..	New	\$10M
Schroder ISF - Asian Opportunities	Kasikornbank Public Co. L..		\$6M
Invesco Funds - Asia Opportuniti..	Kasikornbank Public Co. L..	Close	(\$10M)
JPMorgan Fund ICVC - Asia Growth..	Airports of Thailand Publi..		(\$10M)
Fidelity Inv. Funds - Asia Fund	Airports of Thailand Publi..		(\$15M)
FTIF SICAV - Asian Growth Fund	Siam Cement Public Co. ..	Close	(\$16M)
T Rowe Price New Asia Fund	CP All Public Co. Ltd.		(\$17M)
Fidelity Inv. Funds - Asia Fund	PTT Public Co., Ltd.	Close	(\$26M)
Matthews Pacific Tiger Fund	Central Pattana Public C..		(\$49M)

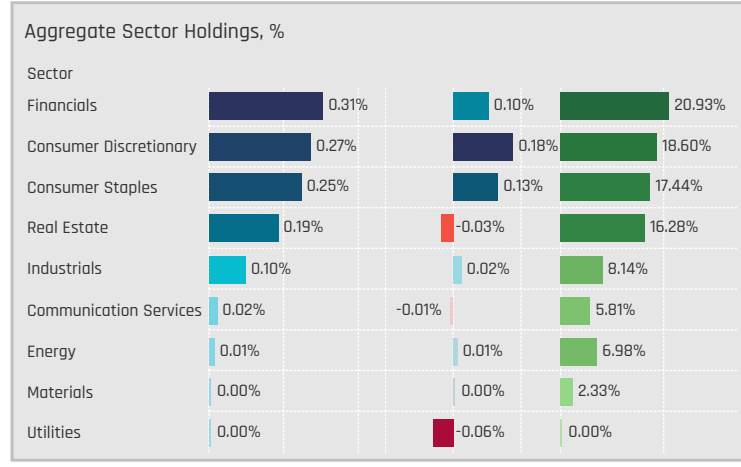


Aggregate Stock Holdings Data, Ranked by Most Widely Held.

Ticker	Stock Name	Funds Invested %	Average Weight	Vs Benchmark	Fund AUM, \$
ALI-PH	Ayala Land Inc.	11.63%	0.10%	0.04%	\$59M
BPI-PH	Bank of the Philippine Islands	10.47%	0.14%	0.09%	\$47M
BDO-PH	BDO Unibank, Inc.	10.47%	0.12%	0.01%	\$27M
SM-PH	SM Investments Corporation	9.30%	0.08%	0.01%	\$41M
URC-PH	Universal Robina Corp.	8.14%	0.14%	0.10%	\$53M
JFC-PH	Jollibee Foods Corp.	8.14%	0.11%	0.08%	\$8M
ICT-PH	International Container Termi..	6.98%	0.09%	0.01%	\$12M
ACEN-PH	AC Energy Corp.	6.98%	0.01%	0.01%	\$2M
SMPH-PH	SM Prime Holdings, Inc.	4.65%	0.05%	-0.06%	\$102M
CNVRG-PH	Converge Information & Com..	3.49%	0.01%	0.01%	\$15M
AC-PH	Ayala Corp.	3.49%	0.02%	-0.03%	\$5M
SEVN-PH	Philippine Seven Corporation	2.33%	0.02%	0.02%	\$3M
RRHI-PH	Robinsons Retail Holdings, Inc.	2.33%	0.02%	0.02%	\$4M
RFM-PH	RFM Corp.	2.33%	0.01%	0.01%	\$5M
MBT-PH	Metropolitan Bank & Trust Co.	2.33%	0.01%	-0.03%	\$4M

Top Stock Holdings, %

Fund Name	Ticker	Stock Name	Weight
NESTOR-FONDS - Nestor Fernost Funds	PIZZA-PH	Shakey's Pizza Asia V..	5.45%
NESTOR-FONDS - Nestor Fernost Funds	KEEPR-PH	Keepers Holdings, Inc.	4.32%
Waverton Invnt. Fds. Plc - Asia Pacific Fu..	ICT-PH	International Contain..	3.88%
NESTOR-FONDS - Nestor Fernost Funds	PSE-PH	Philippine Stock Excha..	3.31%
EPIC Funds Plc - Oriental Focus Fund	ALI-PH	Ayala Land Inc.	2.79%
Allianz Global Investors Fund - Total Re..	BPI-PH	Bank of the Philippine..	2.78%
Janus Henderson Asia Equity Fund	BDO-PH	BDO Unibank, Inc.	2.51%
AB SICAV I - Asia Low Volatility Equity ..	URC-PH	Universal Robina Corp.	2.50%
Matthews Pacific Tiger Fund	SMPH-PH	SM Prime Holdings, Inc.	2.46%
T Rowe Price Asia Opportunities Fund	JFC-PH	Jollibee Foods Corp.	2.32%
Alquity SICAV - Asia Fund	SM-PH	SM Investments Corp..	2.31%
First Sentier Invs. Glb. Umb. - FSSA Asi..	URC-PH	Universal Robina Corp.	2.26%
Mirabaud - Equities Asia (ex-Japan)	BDO-PH	BDO Unibank, Inc.	2.21%
AB SICAV I - Asia Low Volatility Equity ..	JFC-PH	Jollibee Foods Corp.	2.21%
Robeco Capital Gr. Fds. - Asian Stars E..	BPI-PH	Bank of the Philippine..	2.16%



Top Sector Holdings, %

Fund Name	Sector	Weight
NESTOR-FONDS - Nestor Fernost Funds	Consumer Discretionary	5.45%
NESTOR-FONDS - Nestor Fernost Funds	Consumer Staples	4.32%
Waverton Invnt. Fds. Plc - Asia Pacific Fu..	Industrials	3.88%
Invesco Funds - Asia Opportunities Equ..	Financials	3.47%
NESTOR-FONDS - Nestor Fernost Funds	Financials	3.31%
EPIC Funds Plc - Oriental Focus Fund	Real Estate	2.79%
Allianz Global Investors Fund - Total Re..	Financials	2.78%
Janus Henderson Asia Equity Fund	Financials	2.51%
AB SICAV I - Asia Low Volatility Equity ..	Consumer Staples	2.50%
Matthews Pacific Tiger Fund	Real Estate	2.46%
T Rowe Price Asia Opportunities Fund	Consumer Discretionary	2.32%
Alquity SICAV - Asia Fund	Consumer Discretionary	2.31%
First Sentier Invs. Glb. Umb. - FSSA Asi..	Consumer Staples	2.26%
Mirabaud - Equities Asia (ex-Japan)	Financials	2.21%
AB SICAV I - Asia Low Volatility Equity ..	Consumer Discretionary	2.21%

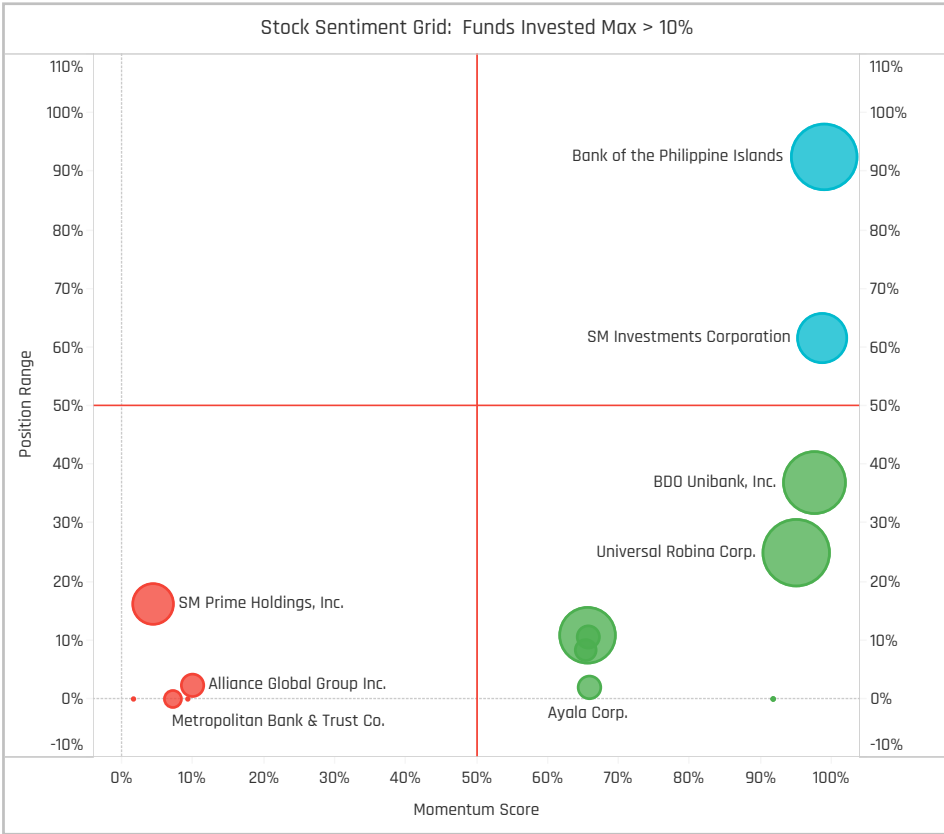
Top Stock Holdings, \$

Fund Name	Ticker	Stock Name	Value
Matthews Pacific Tiger Fund	SMPH-PH	SM Prime Holdings, Inc.	\$93M
FTIF SICAV - Asian Growth Fund	SM-PH	SM Investments Corpora..	\$30M
Schroder ISF - Asian Opportunities	ALI-PH	Ayala Land Inc.	\$27M
T Rowe Price New Asia Fund	URC-PH	Universal Robina Corp.	\$26M
Matthews Asian Growth & Income Fund	BPI-PH	Bank of the Philippine is..	\$11M
BL - Equities Asia	URC-PH	Universal Robina Corp.	\$11M
T Rowe Price New Asia Fund	BPI-PH	Bank of the Philippine is..	\$10M
Allianz Global Investors Fund - Total Re..	BPI-PH	Bank of the Philippine is..	\$10M
T Rowe Price New Asia Fund	ALI-PH	Ayala Land Inc.	\$9M
Invesco Funds - Asia Opportunities Equ..	BDO-PH	BDO Unibank, Inc.	\$8M
First Sentier Invs. Glb. Umb. - FSSA Asi..	URC-PH	Universal Robina Corp.	\$7M
Handelsbanken Asien Tema	ALI-PH	Ayala Land Inc.	\$7M
Swedbank Robur Asienfond	BDO-PH	BDO Unibank, Inc.	\$7M
Schroder Asian Growth Fund	CNVRG-PH	Converge Information & ..	\$7M
C Worldwide - Asia	ALI-PH	Ayala Land Inc.	\$7M

Largest Changes in Fund Weight, %

Fund Name	New or C..	Change
Janus Henderson Asia Equity Fu..		2.09%
Invesco Funds - Asia Opportuniti..		1.23%
Swedbank Robur Asienfond		0.89%
Carnegie Asia		0.81%
Baring Eastern Trust		0.74%
NESTOR-FONDOS - Nestor Fernost..		0.73%
Syinvest Fjernosten		0.52%
Nikko AM Global Umbrella Fund ..		-0.55%
EPIC Funds Plc - Oriental Focus ..		-0.63%
AB FCP I - Asia (ex-Japan) Equit..		-0.70%
Nordea 1 - Asia ex-Japan Equity ..		-0.98%
Nomura Fds. Ireland Plc - Asia (e.. Close		-1.25%
Manulife Global Fund - Sustaina.. Close		-2.19%
GAM Star Fund Plc - Asian Equity Close		-2.82%

Ave Wgt Δ	Funds Invested Δ	Fund Flows, \$	Av Wgt vs AAXJ Δ	Funds O/W % Δ
-0.04%	-3.49%	(\$27M)	0.08%	0.00%



Aggregate Stock Holdings Changes

Ticker	Stock Name	Funds Invested % Δ	Average Weight Δ	Fund Flows, \$
SM-PH	SM Investments Corporation	2.33%	0.02%	\$11M
BPI-PH	Bank of the Philippine Islands	2.33%	0.02%	\$6M
BDO-PH	BDO Unibank, Inc.	2.33%	0.04%	\$3M
NIK-PH	Nickel Asia Corp.	1.16%	0.00%	\$1M
BLOOM-PH	Bloomberry Resorts Corporati..	1.16%	0.01%	\$0M
ALI-PH	Ayala Land Inc.	1.16%	-0.02%	\$12M
X-PH	Xurpas Inc	0.00%	0.00%	
WLCN-PH	Wilcon Depot, Inc.	-1.16%	-0.01%	\$0M
SMPH-PH	SM Prime Holdings, Inc.	-1.16%	-0.02%	(\$29M)
MPI-PH	Metro Pacific Investments Car..	-1.16%	-0.01%	(\$3M)
MBT-PH	Metropolitan Bank & Trust Co.	-1.16%	-0.01%	\$0M
GTAP-PH	GT Capital Holdings, Inc.	-1.16%	0.00%	(\$6M)
AGI-PH	Alliance Global Group Inc.	-1.16%	0.00%	(\$5M)
TEL-PH	PLDT, Inc.	-2.33%	-0.04%	(\$3M)

Largest Fund Flows, \$

Fund Name	New or Cl..	Flow
T Rowe Price New Asia Fund		\$13M
Swedbank Robur Asienfond		\$6M
FTIF SICAV - Asian Growth Fund		\$6M
Invesco Funds - Asia Opportuni..		\$3M
T. Rowe Price Funds SICAV - Asi..		\$2M
Handelsbanken Asien Tema		\$1M
Syinvest Fjernosten		\$1M
Manulife Global Fund - Sustain.. Close		(\$2M)
Matthews Asian Growth & Inco..		(\$2M)
Fidelity Funds SICAV - Asian Eq..		(\$4M)
AB FCP I - Asia (ex-Japan) Equi..		(\$4M)
Nomura Fds. Ireland Plc - Asia (. Close		(\$4M)
Fidelity Inv. Funds - Asia Fund		(\$16M)
Matthews Pacific Tiger Fund		(\$25M)

Largest Fund Level Changes in Stock Weight, %

Fund Name	Stock Name	New ..	Change
Janus Henderson Asia Equity Fund	BDO Unibank, Inc.	New	2.51%
Invesco Funds - Asia Opportuniti..	Bank of the Philippine Isl..	New	1.37%
Carnegie Asia	Universal Robina Corp.		0.93%
Baring Eastern Trust	Bloomberry Resorts Corp..	New	0.87%
NESTOR-FONDOS - Nestor Fernost F..	Keepers Holdings, Inc		0.79%
Swedbank Robur Asienfond	BDO Unibank, Inc.		0.68%
Syinvest Fjernosten	International Container T..	New	0.61%
Baring Eastern Trust	International Container T..		-0.69%
GAM Star Fund Plc - Asian Equity	Ayala Land Inc.	Close	-0.88%
GAM Star Fund Plc - Asian Equity	Metropolitan Bank & Trus..	Close	-0.91%
Nordea 1 - Asia ex-Japan Equity F..	PLDT, Inc.	Close	-1.02%
GAM Star Fund Plc - Asian Equity	Wilcon Depot, Inc.	Close	-1.02%
Nomura Fds. Ireland Plc - Asia (ex-..	SM Prime Holdings, Inc.	Close	-1.25%
Manulife Global Fund - Sustainabl..	PLDT, Inc.	Close	-2.19%

Aggregate Country Holding Changes

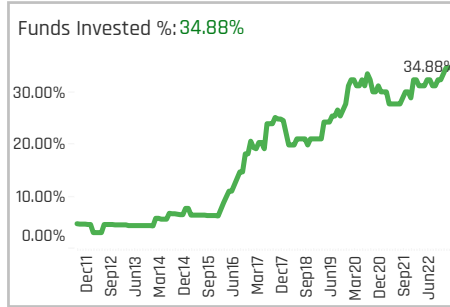
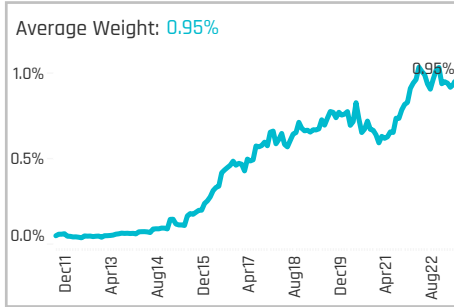
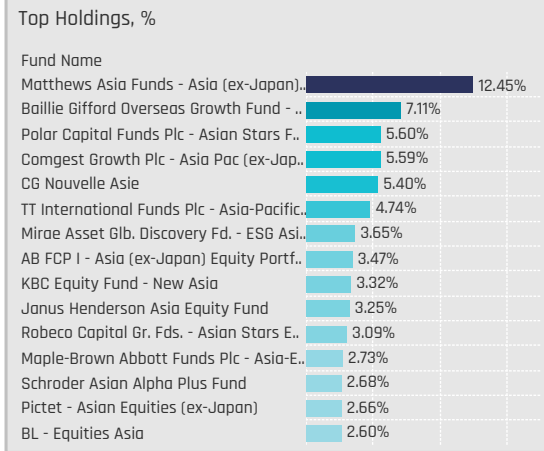
Sector	Change	Flow
Financials	2.33%	\$9M
Materials	1.16%	\$1M
Multi	0.00%	
Information Technology	0.00%	
Industrials	0.00%	(\$2M)
Energy	0.00%	(\$4M)
Consumer Staples	0.00%	(\$3M)
Consumer Discretionary	0.00%	\$2M
Real Estate	-1.16%	(\$22M)
Utilities	-1.16%	(\$3M)
Communication Services	-2.33%	(\$5M)

Largest Changes in Fund Country Weight, %

Fund Name	New o..	Sector	Change
Janus Henderson Asia Equity Fund	New	Financials	2.51%
Baring Eastern Trust	New	Consumer Discretionary	1.42%
Invesco Funds - Asia Opportuniti..		Financials	1.20%
Carnegie Asia		Consumer Staples	0.93%
NESTOR-FONDOS - Nestor Fernost Fo..		Consumer Staples	0.79%
Swedbank Robur Asienfond		Financials	0.68%
Syinvest Fjernosten	New	Industrials	0.61%
Baring Eastern Trust		Industrials	-0.69%
GAM Star Fund Plc - Asian Equity	Close	Real Estate	-0.88%
GAM Star Fund Plc - Asian Equity	Close	Financials	-0.91%
Nordea 1 - Asia ex-Japan Equity Fun..	Close	Communication Services	-1.02%
GAM Star Fund Plc - Asian Equity	Close	Consumer Discretionary	-1.02%
Nomura Fds. Ireland Plc - Asia (ex-J..	Close	Real Estate	-1.25%
Manulife Global Fund - Sustainable ..	Close	Communication Services	-2.19%

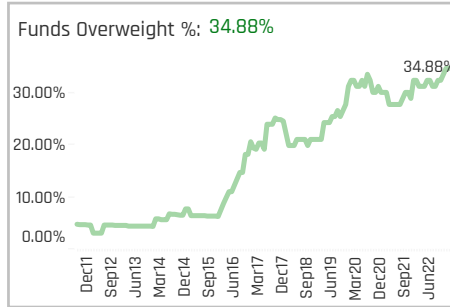
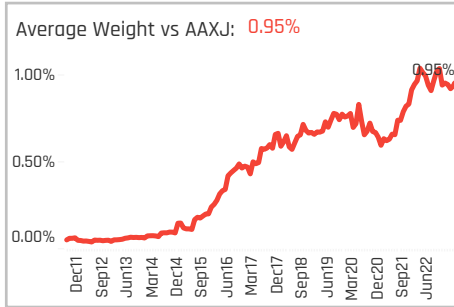
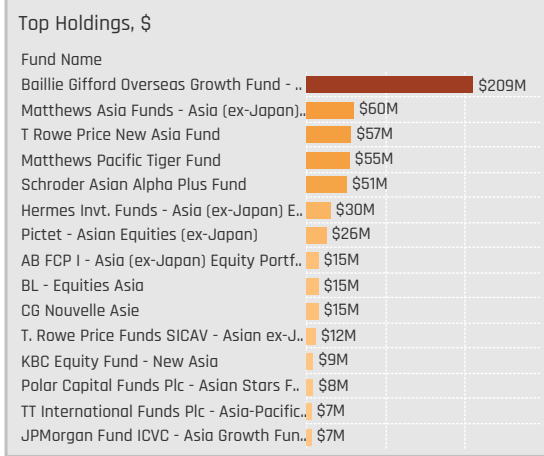
Largest Fund Level Stock Inflows/Outflows, \$

Fund Name	Stock Name	New..	Flow
T Rowe Price New Asia Fund	Ayala Land Inc.	New	\$10M
FTIF SICAV - Asian Growth Fund	SM Investments Corpora..		\$6M
Invesco Funds - Asia Opportuniti..	Bank of the Philippine Isl..	New	\$5M
Swedbank Robur Asienfond	BDO Unibank, Inc.		\$4M
Swedbank Robur Asienfond	SM Investments Corpora..	New	\$4M
T Rowe Price New Asia Fund	Bank of the Philippine Isl..		\$3M
T. Rowe Price Funds SICAV - Asian ..	Ayala Land Inc.	New	\$2M
AB FCP I - Asia (ex-Japan) Equity P..	Metro Pacific Investment..	Close	(\$3M)
Fidelity Funds SICAV - Asian Equity..	AC Energy Corp.		(\$4M)
Nomura Fds. Ireland Plc - Asia (ex-J..	SM Prime Holdings, Inc.	Close	(\$4M)
Fidelity Inv. Funds - Asia Fund	Robinsons Retail Holding..		(\$5M)
Fidelity Inv. Funds - Asia Fund	Alliance Global Group Inc.	Close	(\$5M)
Fidelity Inv. Funds - Asia Fund	GT Capital Holdings, Inc.	Close	(\$6M)
Matthews Pacific Tiger Fund	SM Prime Holdings, Inc.		(\$25M)



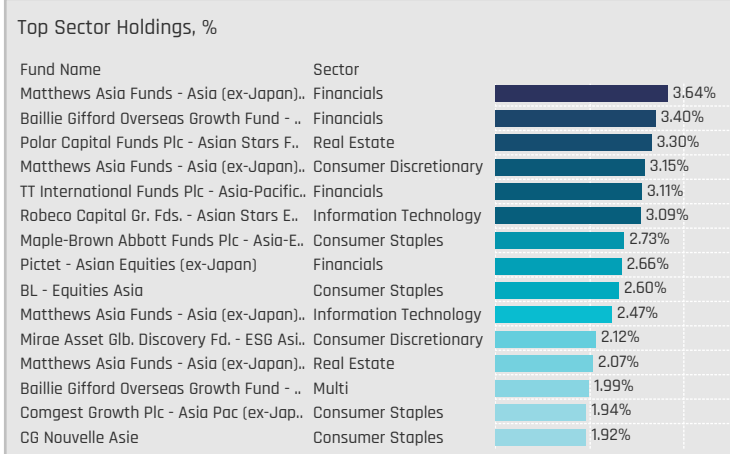
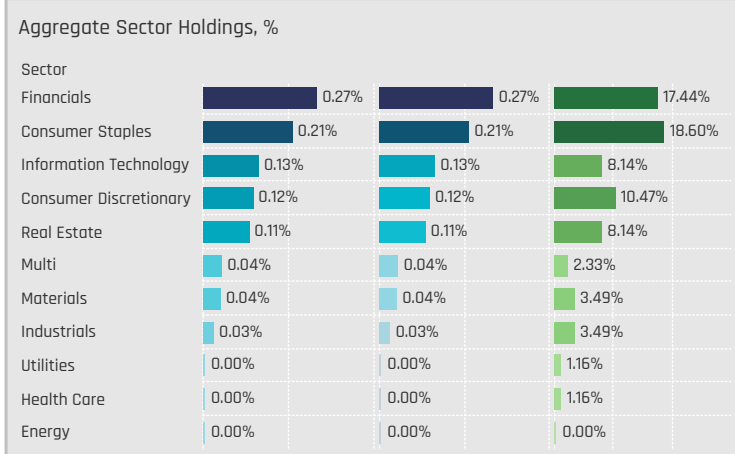
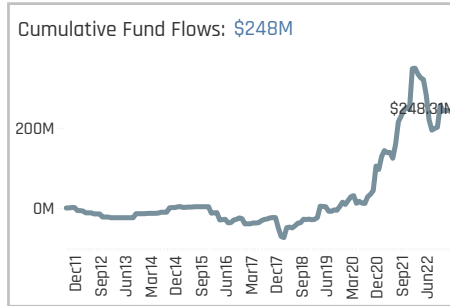
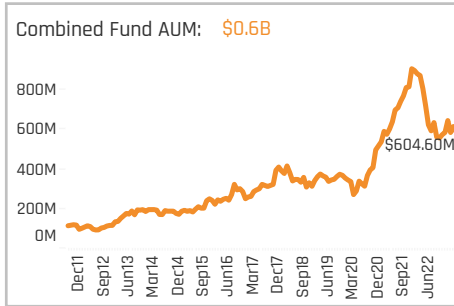
Aggregate Stock Holdings Data, Ranked by Most Widely Held.

Ticker	Stock Name	Funds Invested %	Average Weight	Vs Benchmark	Fund AUM, \$
VNM-VN	Vietnam Dairy Products Corp.	13.95%	0.16%	0.16%	\$131M
TCB-VN	Vietnam Technological & Com..	8.14%	0.08%	0.08%	\$11M
FPT-VN	FPT Corp.	8.14%	0.13%	0.13%	\$25M
VCB-VN	Joint Stock Commercial Bank ..	6.98%	0.07%	0.07%	\$62M
MWG-VN	Mobile World Investment Corp	6.98%	0.07%	0.07%	\$22M
VRE-VN	Vincom Retail JSC	4.65%	0.03%	0.03%	\$5M
VHM-VN	Vinhomes JSC	4.65%	0.04%	0.04%	\$10M
MBB-VN	Military Commercial Joint Sta..	4.65%	0.05%	0.05%	\$36M
MSN-VN	Masan Group Corporation	3.49%	0.02%	0.02%	\$4M
HPG-VN	Hoa Phat Group JSC	3.49%	0.04%	0.04%	\$71M
VPB-VN	Vietnam Prosperity Joint-Sto..	2.33%	0.02%	0.02%	\$18M
VIC-VN	Vingroup Joint Stock Company	2.33%	0.00%	0.00%	\$1M
VEIL-GB	Vietnam Enterprise Investme..	2.33%	0.04%	0.04%	\$92M
PNJ-VN	Phu Nhuan Jewelry JSC	2.33%	0.04%	0.04%	\$12M
NLG-VN	Nam Long Investment Corp.	2.33%	0.03%	0.03%	\$10M



Top Stock Holdings, %

Fund Name	Ticker	Stock Name	Percentage
Robeco Capital Gr. Fds. - Asian Stars E..	FPT-VN	FPT Corp.	3.09%
Maple-Brown Abbott Funds Plc - Asia-E..	VNM-VN	Vietnam Dairy Product..	2.73%
Pictet - Asian Equities (ex-Japan)	VCB-VN	Joint Stock Commerci..	2.66%
BL - Equities Asia	VNM-VN	Vietnam Dairy Product..	2.60%
Matthews Asia Funds - Asia (ex-Japan)..	FPT-VN	FPT Corp.	2.47%
Matthews Asia Funds - Asia (ex-Japan)..	ACB-VN	Asia Commercial Joint..	2.47%
Mirae Asset Glb. Discovery Fd. - ESG Asi..	PNJ-VN	Phu Nhuan Jewelry J..	2.12%
Matthews Asia Funds - Asia (ex-Japan)..	NLG-VN	Nam Long Investment..	2.07%
Baillie Gifford Overseas Growth Fund - ..	VEIL-GB	Vietnam Enterprise In..	1.99%
Polar Capital Funds Plc - Asian Stars F..	VHM-VN	Vinhomes JSC	1.98%
Comgest Growth Plc - Asia Pac (ex-Jap..	VNM-VN	Vietnam Dairy Product..	1.94%
CG Nouvelle Asie	VNM-VN	Vietnam Dairy Product..	1.92%
Comgest Growth Plc - Asia Pac (ex-Jap..	MWG-VN	Mobile World Investm..	1.84%
Comgest Growth Plc - Asia Pac (ex-Jap..	FPT-VN	FPT Corp.	1.82%
CG Nouvelle Asie	MWG-VN	Mobile World Investm..	1.81%



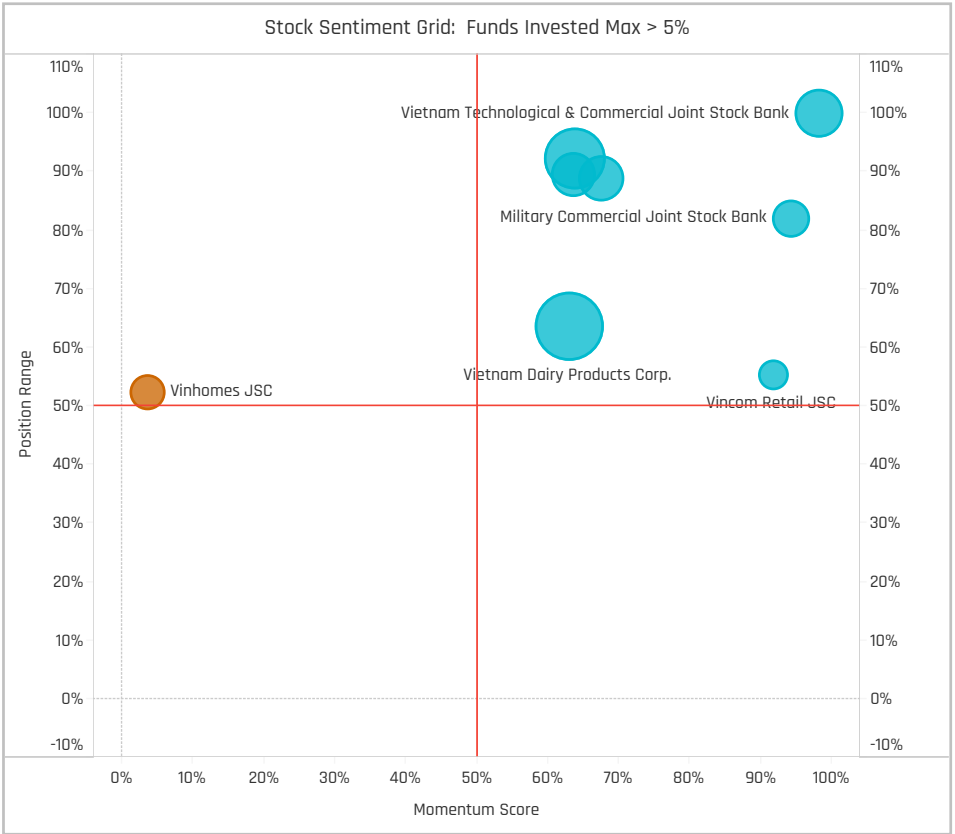
Top Stock Holdings, \$

Fund Name	Ticker	Stock Name	Amount
Baillie Gifford Overseas Growth Fund - ..	VEIL-GB	Vietnam Enterprise Inve..	\$59M
Matthews Pacific Tiger Fund	VNM-VN	Vietnam Dairy Products ..	\$55M
Baillie Gifford Overseas Growth Fund - ..	HDB-VN	Ho Chi Minh City Develo..	\$46M
T Rowe Price New Asia Fund	HPG-VN	Hoa Phat Group JSC	\$35M
Schroder Asian Alpha Plus Fund	VEIL-GB	Vietnam Enterprise Inve..	\$34M
Hermes Invst. Funds - Asia (ex-Japan) E..	VNM-VN	Vietnam Dairy Products ..	\$30M
Baillie Gifford Overseas Growth Fund - ..	MBB-VN	Military Commercial Jai..	\$29M
Baillie Gifford Overseas Growth Fund - ..	HPG-VN	Hoa Phat Group JSC	\$28M
Pictet - Asian Equities (ex-Japan)	VCB-VN	Joint Stock Commercial ..	\$26M
Schroder Asian Alpha Plus Fund	VNM-VN	Vietnam Dairy Products ..	\$17M
T Rowe Price New Asia Fund	VCB-VN	Joint Stock Commercial ..	\$17M
BL - Equities Asia	VNM-VN	Vietnam Dairy Products ..	\$15M
Baillie Gifford Overseas Growth Fund - ..	VCB-VN	Joint Stock Commercial ..	\$13M
Baillie Gifford Overseas Growth Fund - ..	VPB-VN	Vietnam Prosperity Join..	\$12M
Matthews Asia Funds - Asia (ex-Japan)..	FPT-VN	FPT Corp.	\$12M

Largest Changes in Fund Weight, %

Fund Name	New or C..	Weight Change
Nordea Asian Stars Fund	New	1.16%
AB FCP I - Asia (ex-Japan) Equit..		1.14%
Polar Capital Funds Plc - Asian ..		0.83%
T. Rowe Price Funds SICAV - Asi..		0.54%
T Rowe Price New Asia Fund		0.54%
TT International Funds Plc - Asia..		0.25%
Amundi Funds - Asia Equity Con..	New	0.17%
Matthews Asia Funds - Asia (ex..		-0.77%
BL - Equities Asia		-0.85%
Robeco Capital Gr. Fds. - Asian S..		-0.87%
KBC Equity Fund - New Asia		-1.56%
Comgest Growth Plc - Asia Pac (.		-1.80%
CG Nouvelle Asie		-1.82%
Carnegie Asia		-2.19%

Ave Wgt Δ	Funds Invested Δ	Fund Flows, \$	Av Wgt vs AAXJ Δ	Funds O/W % Δ
-0.09%	2.33%	(\$10M)	-0.09%	2.33%



Aggregate Stock Holdings Changes

Ticker	Stock Name	Funds Invested % Δ	Average Weight Δ	Fund Flows, \$
MWG-VN	Mobile World Investment Corp	2.33%	-0.02%	\$9M
TCB-VN	Vietnam Technological & Com..	1.16%	0.02%	\$3M
TLG-VN	Thien Long Group Corp.	1.16%	0.00%	\$0M
HPG-VN	Hoa Phat Group JSC	1.16%	0.03%	\$35M
YEG-VN	Yeah1 Group Corp.	0.00%	0.00%	
VSH-VN	Vinh Son-Song Hinh Hydropow..	0.00%	0.00%	\$0M
VRE-VN	Vincom Retail JSC	0.00%	0.00%	\$0M
HCM-VN	Ho Chi Minh City Securities Co..	-1.16%	0.00%	\$0M
GEX-VN	Gelex Group Joint Stock Co	-1.16%	0.00%	\$0M
EIB-VN	Vietnam Export Import Comm..	-1.16%	0.00%	\$0M
DXG-VN	Dat Xanh Group JSC	-1.16%	0.00%	\$0M
DHC-VN	Dong Hai JSC of Ben Tre	-1.16%	0.00%	\$0M
CTD-VN	Coteccons Construction JSC	-1.16%	0.00%	\$0M
VHM-VN	Vinhomes JSC	-2.33%	-0.01%	\$3M

Largest Fund Flows, \$

Fund Name	New or Cl..	Flow (\$M)
T Rowe Price New Asia Fund		\$11M
AB FCP I - Asia (ex-Japan) Equi..		\$5M
Nordea Asian Stars Fund	New	\$3M
Polar Capital Funds Plc - Asian ..		\$2M
T. Rowe Price Funds SICAV - Asi..		\$2M
TT International Funds Plc - Asi..		\$0M
CG Nouvelle Asie		\$0M
JPMorgan Fund ICVC - Asia Gro..		\$0M
Handelsbanken Asien Tema		(\$1M)
Pictet - Asian Equities (ex-Japa..		(\$2M)
Carnegie Asia		(\$3M)
KBC Equity Fund - New Asia		(\$3M)
Matthews Pacific Tiger Fund		(\$4M)
Baillie Gifford Overseas Growth ..		(\$21M)

Largest Fund Level Changes in Stock Weight, %

Fund Name	Stock Name	New ..	Weight Change
T Rowe Price New Asia Fund	Hoa Phat Group JSC	New	1.24%
T. Rowe Price Funds SICAV - Asian ..	Hoa Phat Group JSC	New	1.23%
Nordea Asian Stars Fund	Military Commercial Join..	New	1.16%
Janus Henderson Asia Equity Fund	Vietnam Technological & ..		0.85%
AB FCP I - Asia (ex-Japan) Equity ..	Vinhomes JSC		0.80%
Polar Capital Funds Plc - Asian Sta..	Vinhomes JSC		0.61%
AB FCP I - Asia (ex-Japan) Equity ..	Mobile World Investment..		0.52%
BL - Equities Asia	Vietnam Dairy Products C..		-0.85%
T Rowe Price New Asia Fund	Joint Stock Commercial ..		-0.87%
Robeco Capital Gr. Fds. - Asian Sta..	FPT Corp.		-0.87%
CG Nouvelle Asie	Mobile World Investment..		-0.89%
Comgest Growth Plc - Asia Pac (ex..	Mobile World Investment..		-0.90%
Janus Henderson Asia Equity Fund	Vinhomes JSC	Close	-1.29%
Carnegie Asia	Masan Group Corporation	Close	-1.74%

Aggregate Country Holding Changes

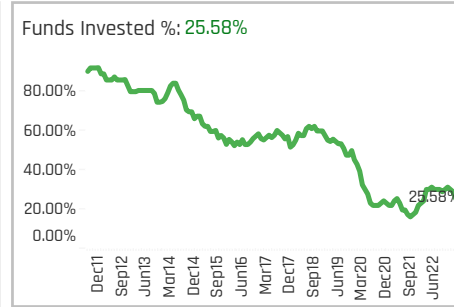
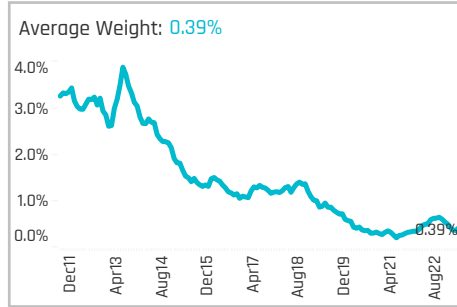
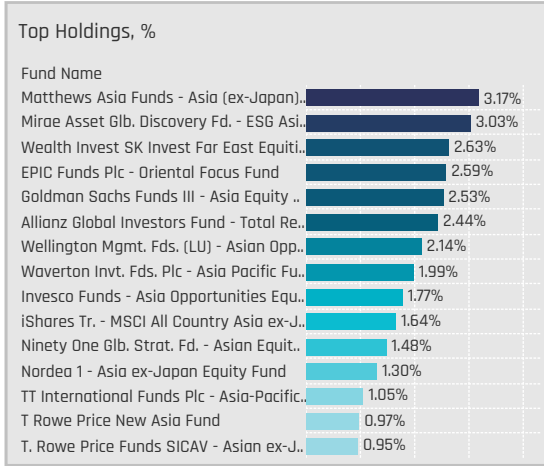
Sector	Weight Change	Flow (\$M)
Consumer Discretionary	-0.03%	\$9M
Materials	0.03%	\$34M
Financials	0.01%	(\$38M)
Utilities	0.00%	\$0M
Multi	0.00%	(\$5M)
Information Technology	-0.02%	\$0M
Industrials	0.00%	(\$1M)
Health Care	0.00%	\$0M
Energy	0.00%	\$0M
Consumer Staples	-0.09%	(\$10M)
Real Estate	0.00%	\$2M

Largest Changes in Fund Country Weight, %

Fund Name	New o..	Sector	Weight Change
T Rowe Price New Asia Fund	New	Materials	1.24%
T. Rowe Price Funds SICAV - Asian e..	New	Materials	1.23%
Nordea Asian Stars Fund	New	Financials	1.16%
AB FCP I - Asia (ex-Japan) Equity Pa..		Real Estate	0.86%
Janus Henderson Asia Equity Fund		Financials	0.85%
Polar Capital Funds Plc - Asian Star..		Real Estate	0.57%
AB FCP I - Asia (ex-Japan) Equity Pa..		Consumer Discretionary	0.52%
T Rowe Price New Asia Fund		Financials	-0.87%
Robeco Capital Gr. Fds. - Asian Star..		Information Technology	-0.87%
CG Nouvelle Asie		Consumer Discretionary	-0.89%
Matthews Asia Funds - Asia (ex-Jap..		Consumer Discretionary	-0.90%
Comgest Growth Plc - Asia Pac (ex..		Consumer Discretionary	-0.90%
Janus Henderson Asia Equity Fund	Close	Real Estate	-1.29%
Carnegie Asia	Close	Consumer Staples	-1.74%

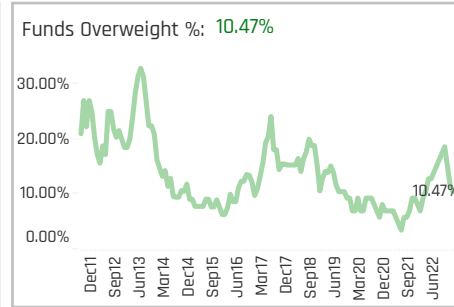
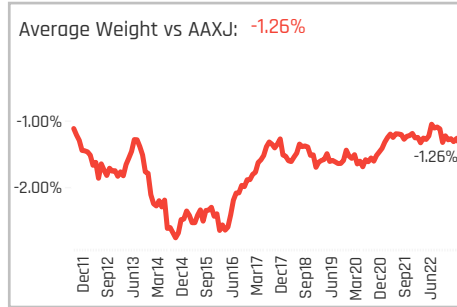
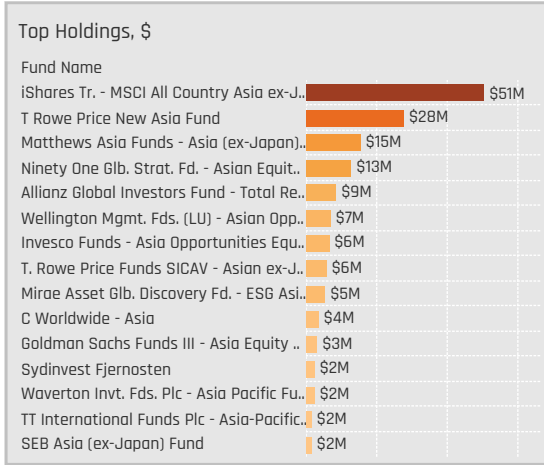
Largest Fund Level Stock Inflows/Outflows, \$

Fund Name	Stock Name	New..	Flow (\$M)
T Rowe Price New Asia Fund	Hoa Phat Group JSC	New	\$31M
T. Rowe Price Funds SICAV - Asian ..	Hoa Phat Group JSC	New	\$7M
T Rowe Price New Asia Fund	Mobile World Investment..	New	\$5M
AB FCP I - Asia (ex-Japan) Equity P..	Vinhomes JSC		\$3M
Nordea Asian Stars Fund	Military Commercial Join..	New	\$3M
AB FCP I - Asia (ex-Japan) Equity P..	Mobile World Investment..		\$3M
JPMorgan Fund ICVC - Asia Growth..	Vietnam Technological & ..		\$2M
Baillie Gifford Overseas Growth Fun..	Hoa Phat Group JSC		(\$3M)
Baillie Gifford Overseas Growth Fun..	Military Commercial Join..		(\$3M)
Matthews Pacific Tiger Fund	Vietnam Dairy Products C..		(\$4M)
Baillie Gifford Overseas Growth Fun..	Ho Chi Minh City Develop..		(\$4M)
T. Rowe Price Funds SICAV - Asian ..	Joint Stock Commercial ..		(\$5M)
Baillie Gifford Overseas Growth Fun..	Vietnam Enterprise Inves..		(\$6M)
T Rowe Price New Asia Fund	Joint Stock Commercial ..		(\$25M)



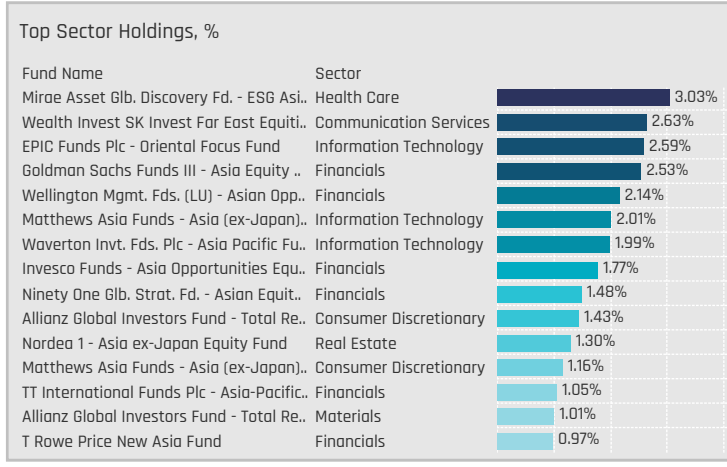
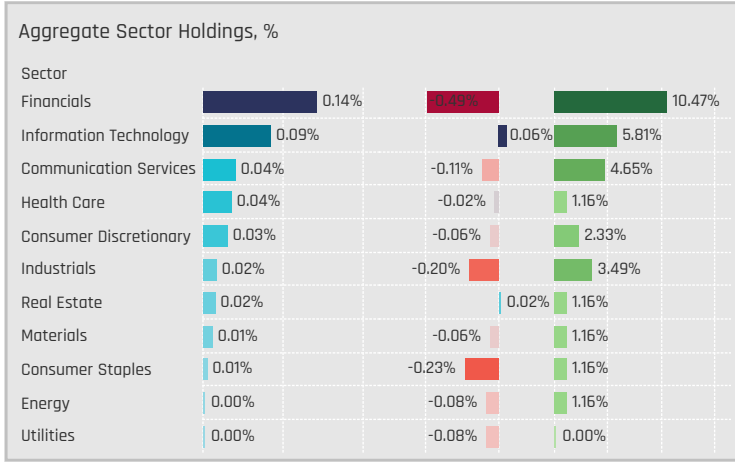
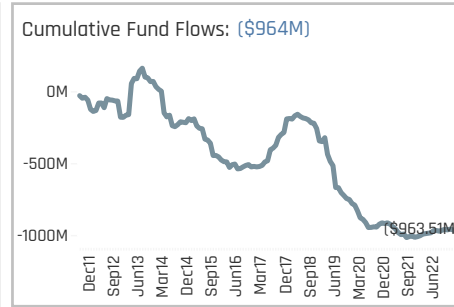
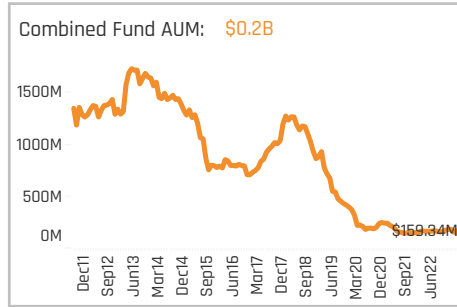
Aggregate Stock Holdings Data, Ranked by Most Widely Held.

Ticker	Stock Name	Funds Invested %	Average Weight	Vs Benchmark	Fund AUM, \$
1023-MY	CIMB Group Holdings Bhd	6.98%	0.06%	-0.07%	\$53M
1155-MY	Malayan Banking Bhd.	3.49%	0.06%	-0.10%	\$15M
0138-MY	My E.G. Services Bhd.	3.49%	0.06%	0.06%	\$6M
8869-MY	Press Metal Aluminium Holdin..	2.33%	0.01%	-0.06%	\$3M
5031-MY	TIME dotCom Bhd.	2.33%	0.04%	0.04%	\$2M
1295-MY	Public Bank Bhd	2.33%	0.01%	-0.20%	\$9M
7277-MY	Dialog Group Bhd.	1.15%	0.00%	-0.03%	\$2M
7155-MY	SKP Resources Bhd.	1.15%	0.01%	0.01%	\$1M
6947-MY	DiGi.Com Bhd	1.15%	0.00%	-0.05%	\$2M
5819-MY	Hong Leong Bank Bhd.	1.15%	0.01%	-0.03%	\$5M
5296-MY	MR. D.I.Y. Group (M) Bhd.	1.15%	0.01%	0.00%	\$6M
5227-MY	IGB Real Estate Investment Tr..	1.15%	0.02%	0.02%	\$1M
5225-MY	IHH Healthcare Bhd.	1.15%	0.04%	0.00%	\$7M
5183-MY	PETRONAS Chemicals Group B..	1.15%	0.01%	-0.06%	\$6M
4863-MY	Telekom Malaysia Bhd.	1.15%	0.00%	-0.02%	\$1M



Top Stock Holdings, %

Fund Name	Ticker	Stock Name	Weight
Mirae Asset Glob. Discovery Fd. - ESG Asi...	5225-MY	IHH Healthcare Bhd.	3.03%
Wealth Invest SK Invest Far East Equiti...	5031-MY	TIME dotCom Bhd.	2.63%
EPIC Funds Plc - Oriental Focus Fund	0138-MY	My E.G. Services Bhd.	2.59%
Goldman Sachs Funds III - Asia Equity ..	1155-MY	Malayan Banking Bhd.	2.53%
Wellington Mgmt. Fds. (LU) - Asian Opp...	1155-MY	Malayan Banking Bhd.	2.14%
Matthews Asia Funds - Asia (ex-Japan)...	0128-MY	Frontken Corp. Bhd.	2.01%
Waverton Invnt. Fds. Plc - Asia Pacific Fu...	0138-MY	My E.G. Services Bhd.	1.99%
Ninety One Glob. Strat. Fd. - Asian Equit...	1023-MY	CIMB Group Holdings ..	1.48%
Allianz Global Investors Fund - Total Re...	3182-MY	Genting Bhd.	1.43%
Nordea 1 - Asia ex-Japan Equity Fund	5227-MY	IGB Real Estate Invest..	1.30%
Matthews Asia Funds - Asia (ex-Japan)...	5296-MY	MR. D.I.Y. Group (M) Bh...	1.16%
TT International Funds Plc - Asia-Pacific...	1023-MY	CIMB Group Holdings ..	1.05%
Invesco Funds - Asia Opportunities Equ...	5819-MY	Hong Leong Bank Bhd.	1.02%
Allianz Global Investors Fund - Total Re...	5183-MY	PETRONAS Chemicals ..	1.01%
T Rowe Price New Asia Fund	1023-MY	CIMB Group Holdings ..	0.97%



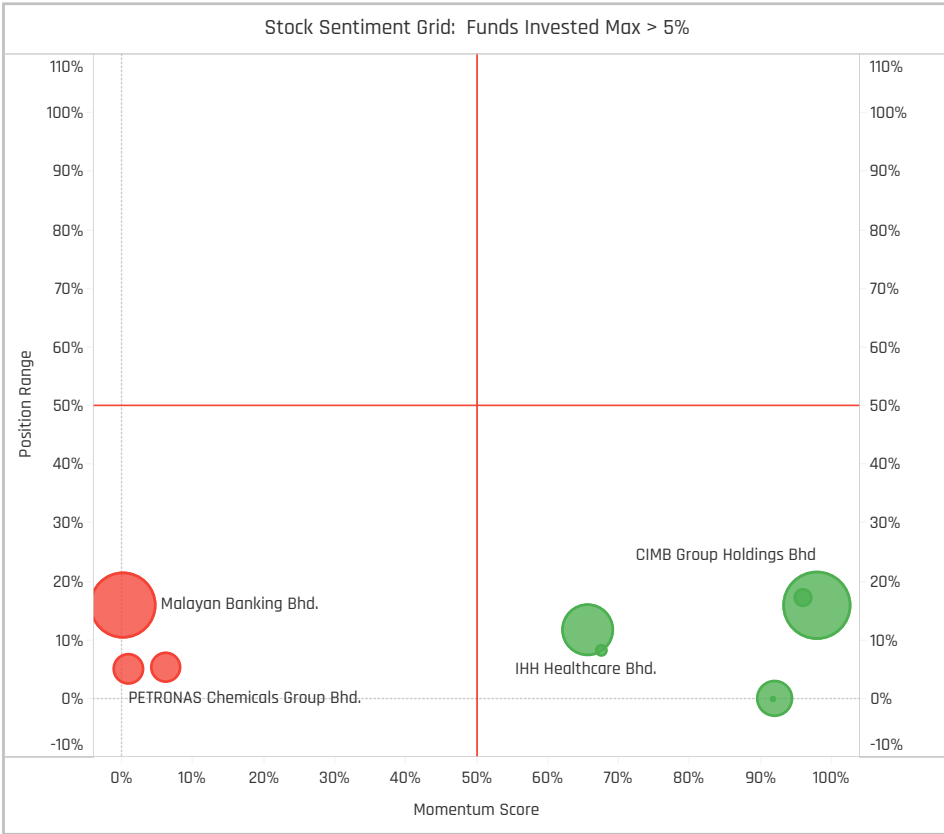
Top Stock Holdings, \$

Fund Name	Ticker	Stock Name	Value
T Rowe Price New Asia Fund	1023-MY	CIMB Group Holdings Bhd	\$28M
Ninety One Glob. Strat. Fd. - Asian Equit...	1023-MY	CIMB Group Holdings Bhd	\$13M
Matthews Asia Funds - Asia (ex-Japan)...	0128-MY	Frontken Corp. Bhd.	\$10M
Wellington Mgmt. Fds. (LU) - Asian Opp...	1155-MY	Malayan Banking Bhd.	\$7M
iShares Tr. - MSCI All Country Asia ex-J...	1295-MY	Public Bank Bhd	\$7M
T. Rowe Price Funds SICAV - Asian ex-J...	1023-MY	CIMB Group Holdings Bhd	\$6M
Matthews Asia Funds - Asia (ex-Japan)...	5296-MY	MR. D.I.Y. Group (M) Bhd.	\$6M
Mirae Asset Glob. Discovery Fd. - ESG Asi...	5225-MY	IHH Healthcare Bhd.	\$5M
Allianz Global Investors Fund - Total Re...	3182-MY	Genting Bhd.	\$5M
iShares Tr. - MSCI All Country Asia ex-J...	1155-MY	Malayan Banking Bhd.	\$5M
iShares Tr. - MSCI All Country Asia ex-J...	1023-MY	CIMB Group Holdings Bhd	\$4M
Invesco Funds - Asia Opportunities Equ...	5819-MY	Hong Leong Bank Bhd.	\$4M
Allianz Global Investors Fund - Total Re...	5183-MY	PETRONAS Chemicals Gr..	\$4M
C Worldwide - Asia	0138-MY	My E.G. Services Bhd.	\$4M
Goldman Sachs Funds III - Asia Equity ..	1155-MY	Malayan Banking Bhd.	\$3M

Largest Changes in Fund Weight, %

Fund Name	New or C..	Weight Change
T Rowe Price New Asia Fund	New	0.97%
T. Rowe Price Funds SICAV - Asi..	New	0.95%
Nordea 1 - Asia ex-Japan Equity ..		0.47%
Sydinvest Fjernosten		0.42%
Wealth Invest SK Invest Far Eas..		0.25%
AMC Expert Fund - Seapac		0.06%
Vontobel Fund - mtx Sustainabl..		0.00%
Waverton Invnt. Fds. Plc - Asia Pa..		-1.93%
Lansforsakringar Asienfonden	Close	-1.94%
SEB Asia (ex-Japan) Fund		-2.02%
Skandia Asia	Close	-2.02%
Carnegie Asia	Close	-2.30%
Baring Eastern Trust		-2.39%
BlackRock Global Funds - Asian ..	Close	-3.00%

Ave Wgt Δ	Funds Invested Δ	Fund Flows, \$	Av Wgt vs AAXJ Δ	Funds O/W % Δ
-0.24%	-4.65%	(\$7M)	0.04%	-8.14%



Aggregate Stock Holdings Changes

Ticker	Stock Name	Funds Invested % Δ	Average Weight Δ	Fund Flows, \$
1023-MY	CIMB Group Holdings Bhd	2.33%	0.01%	\$37M
8869-MY	Press Metal Aluminium Holdin..	1.16%	-0.01%	(\$1M)
6947-MY	DiGi.Com Bhd	1.16%	0.00%	\$1M
5031-MY	TIME dotCom Bhd.	1.16%	0.01%	\$1M
3255-MY	Heineken Malaysia Bhd.	1.16%	0.01%	\$1M
Y88999AA8	Top Glove Labuan Ltd. 2.0% 01..	0.00%	0.00%	
Y12518AA7	Cerah Capital Ltd. 0.0% 08-AU..	0.00%	0.00%	
5306-MY	Farm Fresh Bhd.	-1.16%	-0.01%	(\$1M)
5168-MY	Hartalega Holdings Bhd.	-1.16%	0.00%	\$0M
4707-MY	Nestle (Malaysia) Bhd.	-1.16%	0.00%	\$0M
1295-MY	Public Bank Bhd	-1.16%	-0.02%	(\$4M)
0128-MY	Frontken Corp. Bhd.	-1.16%	-0.01%	\$0M
5183-MY	PETRONAS Chemicals Group B..	-3.49%	-0.04%	(\$12M)
1155-MY	Malayan Banking Bhd.	-6.98%	-0.13%	(\$33M)

Largest Fund Flows, \$

Fund Name	New or Cl..	Flow
T Rowe Price New Asia Fund	New	\$32M
T. Rowe Price Funds SICAV - Asi..	New	\$7M
iShares Tr. - MSCI All Country A..		\$4M
Sydinvest Fjernosten		\$1M
Nordea 1 - Asia ex-Japan Equit..		\$0M
Manulife Global Fund - Sustain..		\$0M
AMC Expert Fund - Seapac		\$0M
Carnegie Asia	Close	(\$2M)
Lansforsakringar Asienfonden	Close	(\$2M)
Baring Eastern Trust		(\$3M)
SEB Asia (ex-Japan) Fund		(\$4M)
Skandia Asia	Close	(\$5M)
Ninety One Glob. Strat. Fd. - Asia..		(\$10M)
BlackRock Global Funds - Asian ..	Close	(\$22M)

Largest Fund Level Changes in Stock Weight, %

Fund Name	Stock Name	New ..	Weight Change
T Rowe Price New Asia Fund	CIMB Group Holdings Bhd	New	0.97%
T. Rowe Price Funds SICAV - Asian ..	CIMB Group Holdings Bhd	New	0.95%
Nordea 1 - Asia ex-Japan Equity F..	IGB Real Estate Investme..		0.47%
Sydinvest Fjernosten	Heineken Malaysia Bhd.	New	0.45%
Sydinvest Fjernosten	TIME dotCom Bhd.	New	0.39%
SEB Asia (ex-Japan) Fund	DiGi.Com Bhd	New	0.31%
Wealth Invest SK Invest Far East E..	TIME dotCom Bhd.		0.25%
Baring Eastern Trust	Farm Fresh Bhd.	Close	-1.12%
Ninety One Glob. Strat. Fd. - Asian E..	PETRONAS Chemicals Gro..	Close	-1.16%
Waverton Invnt. Fds. Plc - Asia Pacif..	My E.G. Services Bhd.		-1.93%
Lansforsakringar Asienfonden	Malayan Banking Bhd.	Close	-1.94%
Skandia Asia	Malayan Banking Bhd.	Close	-2.02%
Carnegie Asia	Malayan Banking Bhd.	Close	-2.30%
BlackRock Global Funds - Asian Gr..	Malayan Banking Bhd.	Close	-3.00%

Aggregate Country Holding Changes

Sector	Weight Change	Flow
Communication Services	2.33%	\$2M
Utilities	0.00%	\$1M
Real Estate	0.00%	\$0M
Multi	0.00%	
Industrials	0.00%	\$1M
Health Care	0.00%	\$0M
Energy	0.00%	\$0M
Consumer Discretionary	0.00%	\$1M
Information Technology	-1.16%	(\$2M)
Consumer Staples	-1.16%	\$1M
Materials	-3.49%	(\$12M)
Financials	-4.65%	\$1M

Largest Changes in Fund Country Weight, %

Fund Name	New o..	Sector	Weight Change
T Rowe Price New Asia Fund	New	Financials	0.97%
T. Rowe Price Funds SICAV - Asian e..	New	Financials	0.95%
Nordea 1 - Asia ex-Japan Equity Fun..		Real Estate	0.47%
Sydinvest Fjernosten	New	Consumer Staples	0.46%
Sydinvest Fjernosten	New	Communication Services	0.39%
SEB Asia (ex-Japan) Fund	New	Communication Services	0.31%
Wealth Invest SK Invest Far East Eq..		Communication Services	0.25%
Ninety One Glob. Strat. Fd. - Asian Eq..	Close	Materials	-1.16%
SEB Asia (ex-Japan) Fund		Financials	-1.64%
Waverton Invnt. Fds. Plc - Asia Pacific..		Information Technology	-1.93%
Lansforsakringar Asienfonden	Close	Financials	-1.94%
Skandia Asia	Close	Financials	-2.02%
Carnegie Asia	Close	Financials	-2.30%
BlackRock Global Funds - Asian Gro..	Close	Financials	-3.00%

Largest Fund Level Stock Inflows/Outflows, \$

Fund Name	Stock Name	New..	Flow
T Rowe Price New Asia Fund	CIMB Group Holdings Bhd	New	\$32M
T. Rowe Price Funds SICAV - Asian ..	CIMB Group Holdings Bhd	New	\$7M
Sydinvest Fjernosten	Heineken Malaysia Bhd.	New	\$1M
Sydinvest Fjernosten	TIME dotCom Bhd.	New	\$1M
iShares Tr. - MSCI All Country Asia ..	Gamuda Bhd.		\$1M
SEB Asia (ex-Japan) Fund	DiGi.Com Bhd	New	\$1M
iShares Tr. - MSCI All Country Asia ..	Tenaga Nasional Bhd		\$1M
SEB Asia (ex-Japan) Fund	Public Bank Bhd	Close	(\$2M)
Invesco Funds - Asia Opportunities ..	Public Bank Bhd		(\$2M)
Carnegie Asia	Malayan Banking Bhd.	Close	(\$2M)
Lansforsakringar Asienfonden	Malayan Banking Bhd.	Close	(\$2M)
Skandia Asia	Malayan Banking Bhd.	Close	(\$5M)
Ninety One Glob. Strat. Fd. - Asian E..	PETRONAS Chemicals Gro..	Close	(\$9M)
BlackRock Global Funds - Asian Gro..	Malayan Banking Bhd.	Close	(\$22M)

DISCLAIMER

This report is published by, and remains the copyright of, Copley Fund Research Limited. Unless otherwise agreed with Copley Fund Research Limited, this report may only be used by the permitted recipients and shall not be provided to any third parties. Receipt of this report should not be taken as permission to reproduce, copy or use any of the charts or data in internal or external presentations. To do so requires separate permission from Copley Fund Research Limited.

Copley Fund Research Limited uses reasonable efforts to obtain information from reliable sources, but all Publications are provided on an "as is" basis without representation or warranty of any kind (neither express nor implied) and Copley Fund Research disclaims liability for any Publication not being complete, accurate, suitable and relevant for the recipient.

The comments in this publication are for general information purposes only and do not constitute personalised financial advice. No consideration has been taken of your personal financial situation or investment goals in preparing this publication and the distribution of this publication is not a personalised service under the Financial Advisers Act 2008. If you wish to receive personalised financial advice, please contact your Investment Advisor.

Further, nothing in this report shall constitute or be deemed to constitute investment advice or a recommendation or an offer or solicitation and is not the basis for any contract to purchase or sell any security or other instrument. Should you undertake any such activity based on information contained in this report, you do so entirely at your own risk and Copley Fund Research shall have no liability whatsoever for any loss, damage, costs or expenses incurred or suffered by you as a result.

For US Investors this report is solely for Institutional use – not for public distribution.

For Canadian investors this report is solely for use by accredited investors.

