



Global Equity
Active Fund Ownership Report
2/28/2023

Global Equity Active Fund Ownership Report 2/28/2023

Introduction

In this data report, we analyse the holdings of actively managed Global Equity Funds. The current fund sample spans 356 funds with a combined AUM of \$961.32Bn. The majority of strategies benchmark the MSCI All Country World Index

We analyse the latest published filings for all funds and aggregate together as of 2/28/2023. We show the most recent snapshot in positioning, time series data going back to 9/30/2012 and recent allocation shifts by the managers in our analysis.

Relative benchmark positioning is measured against the SPDR MSCI ACWI UCITS ETF (ACWI) - proportionally adjusted to remove any cash holdings to better replicate the index.

All Cash Flow calculations are on a best estimates basis. We use monthly position changes and month end prices to estimate the net buying and selling value for each stock within each fund in our analysis.

Contents

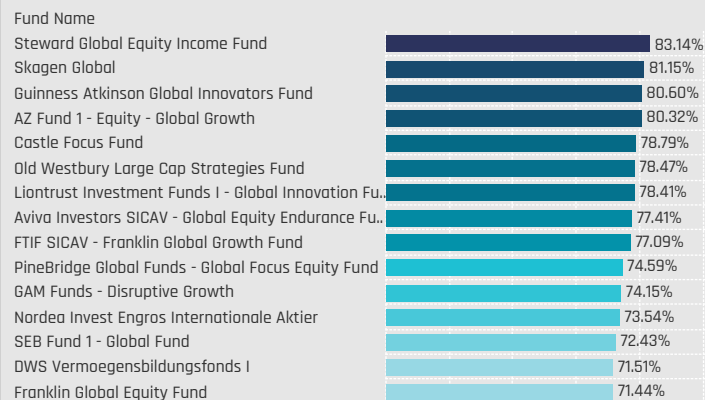
Regional Allocations	3
Country Allocations	7
Sector Group Allocations	13
Sector Allocations	17
Country / Sector Allocations	23
Stock Allocations	29
Sector Profiles	39
Country Profiles	62

Regional Allocations

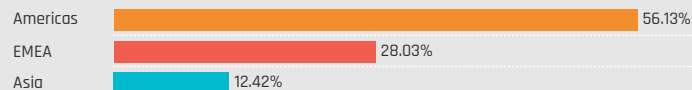


Regional Allocations

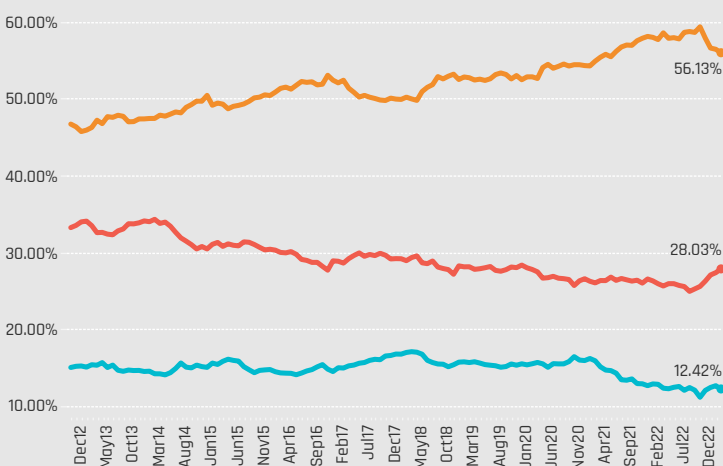
Americas: Largest Fund Weights, %



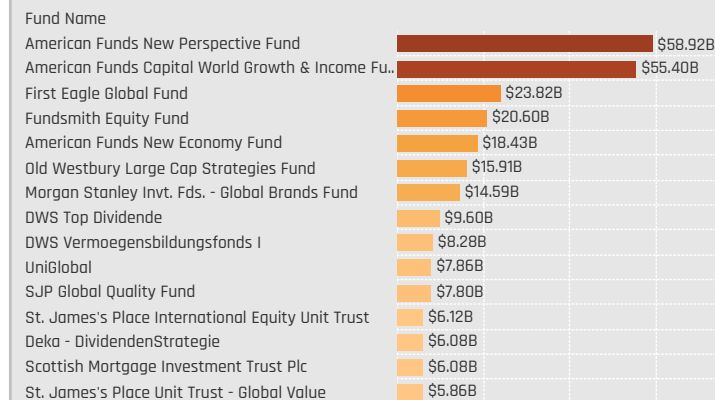
Average Fund Weight by Region



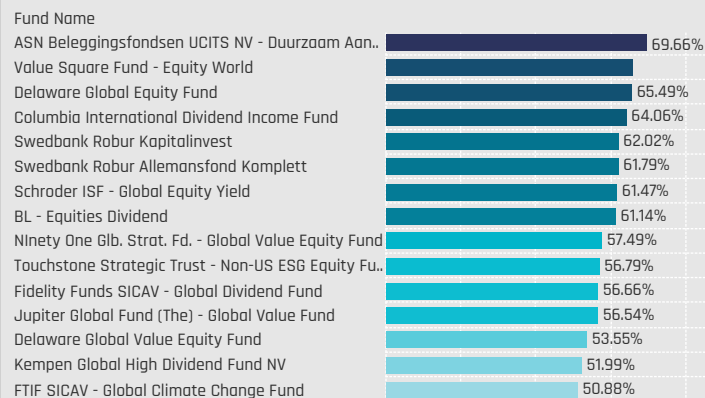
Average Fund Weight Time-Series by Region



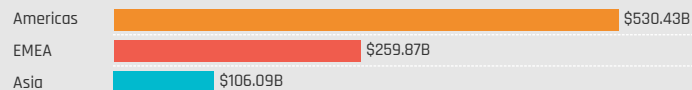
Americas: Largest Fund AUM, \$



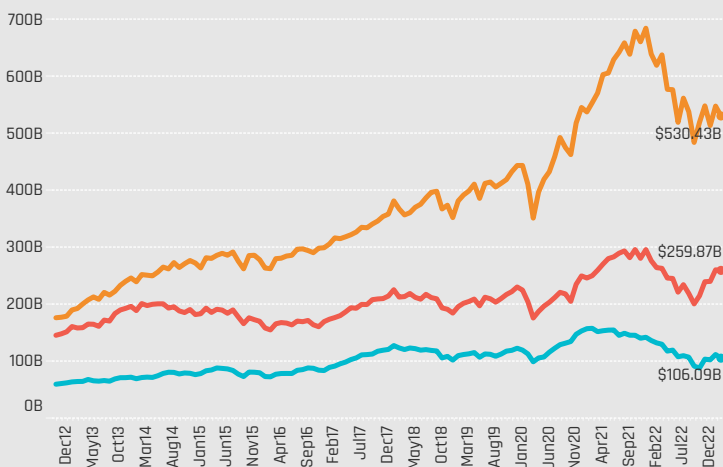
EMEA: Largest Fund Weights, %



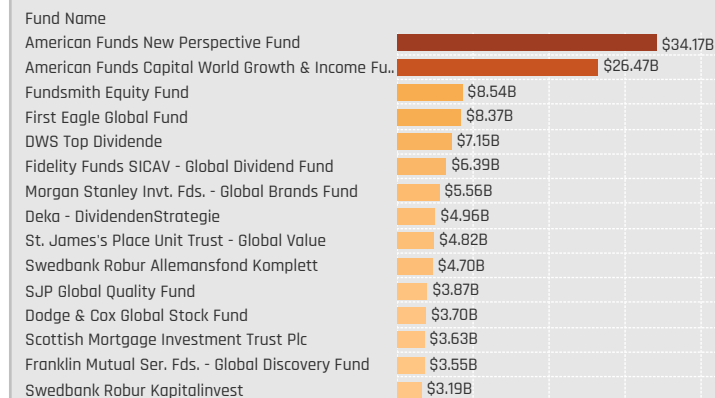
Combined Fund AUM, \$ by Region



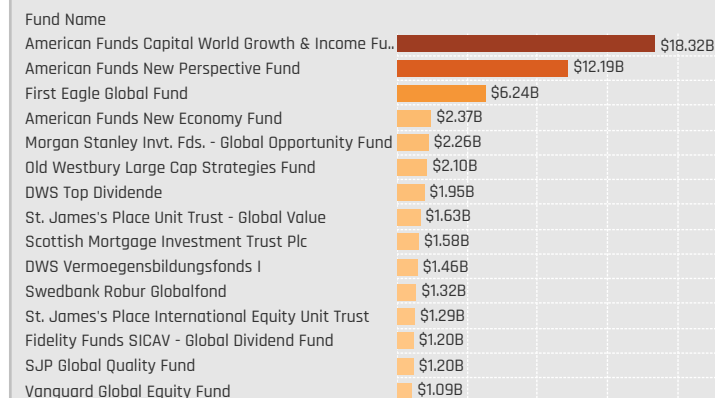
Combined Fund AUM, \$ Time-Series by Region



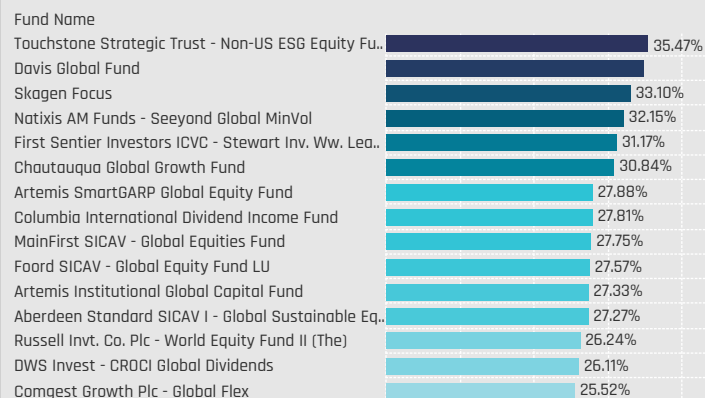
EMEA: Largest Fund AUM, \$



Asia: Largest Fund AUM, \$

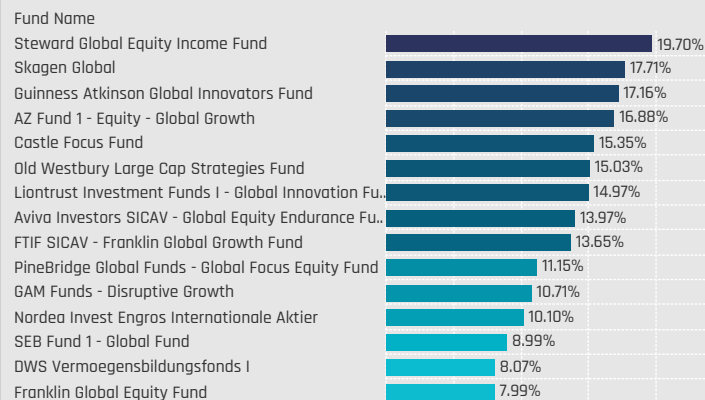


Asia: Largest Fund Weights, %

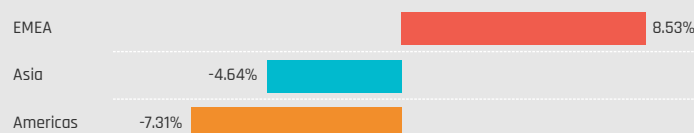


Regional Allocations Relative to Benchmark

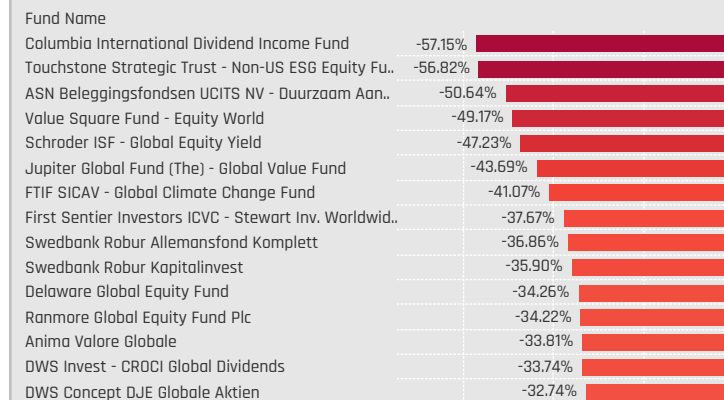
Americas: Largest Overweight Allocations, %



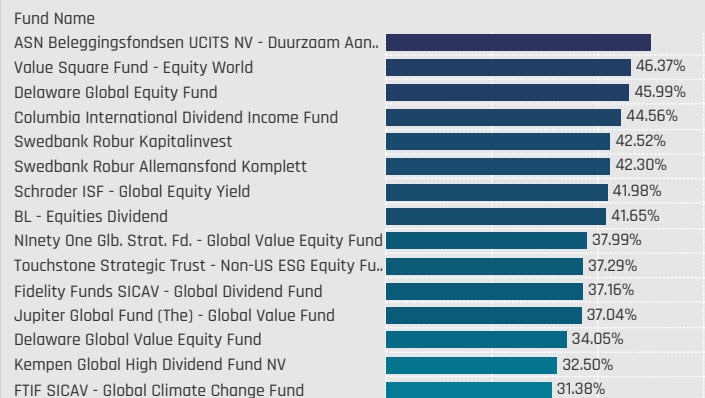
Average Fund Weight vs ACWI by Region



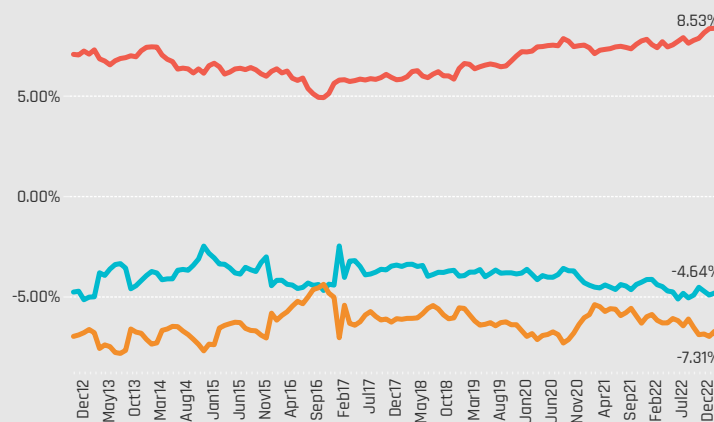
Americas: Largest Underweight Allocations, %



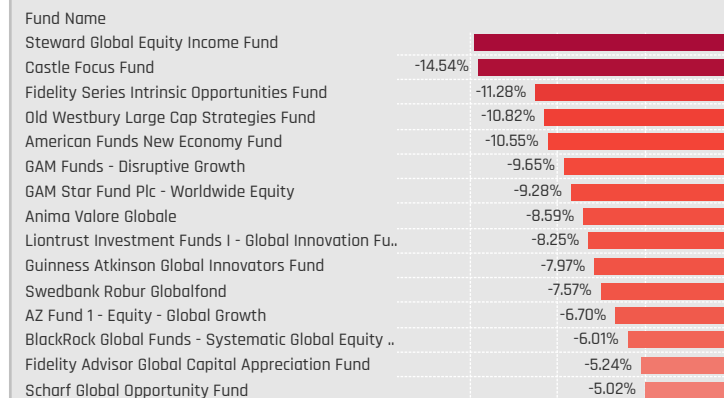
EMEA: Largest Overweight Allocations, %



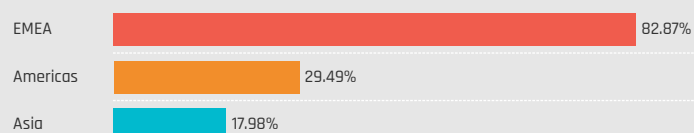
Average Fund Weight vs ACWI Time-Series by Region



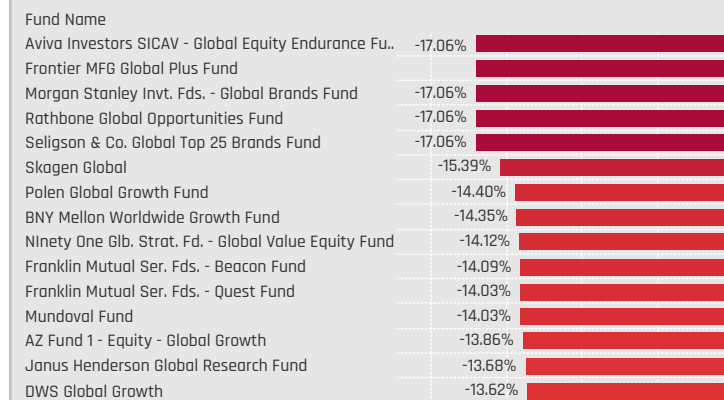
EMEA: Largest Underweight Allocations, %



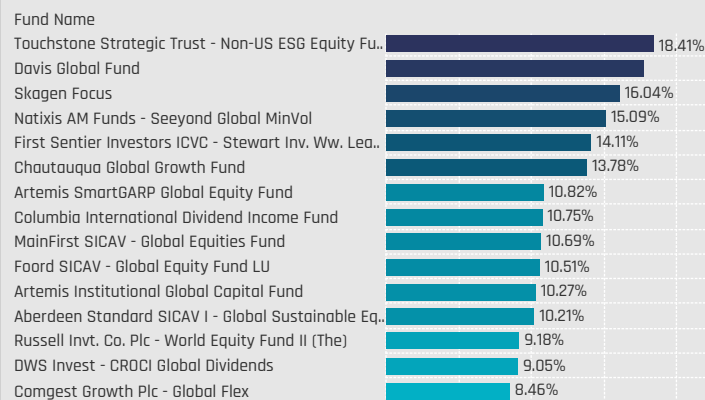
Percentage of Funds Overweight the ACWI by Region



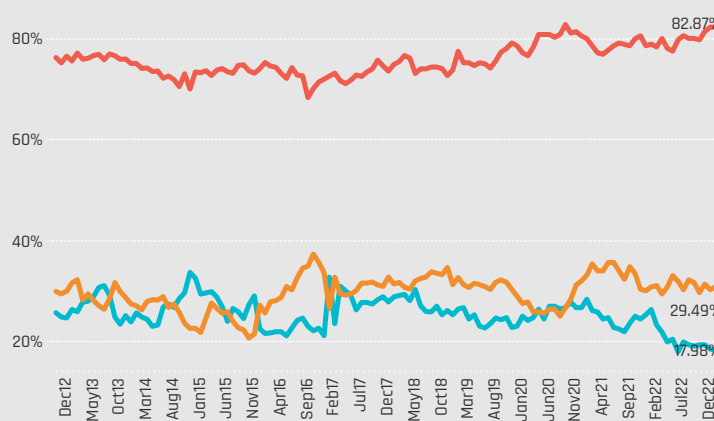
Asia: Largest Underweight Allocations, %



Asia: Largest Overweight Allocations, %



Percentage of Funds Overweight the ACWI Time-Series by Region



Regional Allocation Changes [Fund Level]

Americas: Largest Changes in Weight, % 8/31/2022 - 2/28/2023

Fund Name	New or Closed	Fund Weight, %	Weight Change, %
GAM Funds - Disruptive Growth		74.15%	9.35%
AZ Fund 1 - Equity - Global Growth		80.32%	4.91%
GAM Star Fund Plc - Worldwide Equity		68.86%	4.68%
Baillie Gifford Investment Funds ICVC - Positive Change Fun..		55.02%	4.34%
DWS Global Growth		62.26%	3.76%
Virtus SGA Global Growth Fund		61.41%	3.49%
JOHCM Umbrella Fund Plc - Global Select Fund		66.67%	3.24%
Ninety One Glob. Strat. Fd. - Global Strategic Equity Fund		53.77%	-10.53%
Causeway Global Value Fund		38.81%	-12.17%
Brown Advisory Global Leaders Fund		48.23%	-12.25%
SEB Aktiesparfond		43.41%	-14.46%
Artisan Global Equity Fund		42.83%	-15.23%
Castle Focus Fund		78.79%	-17.29%
Touchstone Strategic Trust - Non-US ESG Equity Fund		6.62%	-49.20%

Americas: Largest Fund Flows, \$ 8/31/2022 - 2/28/2023

Fund Name	New or Closed	Fund AUM, \$	Fund Flows, \$
Old Westbury Large Cap Strategies Fund		\$15,907M	\$478.3M
Guinness Asset Mgmt. Fund Plc - Global Equity Income Fund		\$2,262M	\$453.0M
JPMorgan Investment Funds - Global Dividend Fund		\$1,366M	\$424.8M
Swedbank Robur Globalfond		\$5,197M	\$369.6M
St. James's Place Unit Trust - Global Value		\$5,861M	\$321.2M
Falksams LO Varden		\$3,647M	\$309.4M
UniNachhaltig Aktien Global		\$2,293M	\$275.9M
SEB Global Aktiefond		\$590M	(\$615.1M)
UniFavorit: Aktien		\$5,661M	(\$673.7M)
First Eagle Global Fund		\$23,822M	(\$693.7M)
American Funds Capital World Growth & Income Fund		\$55,397M	(\$1,405.5M)
St. James's Place International Equity Unit Trust		\$6,116M	(\$1,647.5M)
Fidelity Series Intrinsic Opportunities Fund		\$3,089M	(\$1,713.8M)
American Funds New Perspective Fund		\$58,924M	(\$4,065.9M)

EMEA: Largest Changes in Weight, % 8/31/2022 - 2/28/2023

Fund Name	New or Closed	Fund Weight, %	Weight Change, %
Touchstone Strategic Trust - Non-US ESG Equity Fund		56.79%	34.37%
SEB Aktiesparfond		49.73%	15.46%
S&W Aubrey Capital Mgmt. Inv. Funds - Global Conviction ..		39.56%	11.40%
MassMutual Premier Global Fund		29.50%	10.15%
Ranmore Global Equity Fund Plc		46.03%	9.42%
Causeway Global Value Fund		49.72%	9.25%
Ninety One Glob. Strat. Fd. - Global Value Equity Fund		57.49%	9.05%
Janus Henderson Global Equity Fund		27.23%	-2.65%
Premier Miton Global Sustainable Growth Fund		28.11%	-2.77%
Langleaf Partners Global Fund		29.51%	-3.54%
Franklin Mutual Ser. Fds. - Global Discovery Fund		40.29%	-3.83%
Russell Inv. Co. Plc - Acadian Global Equity Fund		22.30%	-4.17%
Russell Inv. Co. Plc - Acadian Sustainable Glob. Equity UCITS		22.43%	-4.69%
Invesco Global Inv. Ser. - Global Equity Income Fund (UK)		30.85%	-5.68%

EMEA: Largest Fund Flows, \$ 8/31/2022 - 2/28/2023

Fund Name	New or Closed	Fund AUM, \$	Fund Flows, \$
American Funds New Perspective Fund		\$34,169M	\$1,806.5M
St. James's Place Unit Trust - Global Value		\$4,819M	\$940.3M
American Funds New Economy Fund		\$2,316M	\$716.6M
Morgan Stanley Inv. Fds. - Global Brands Fund		\$5,556M	\$447.1M
UniFavorit: Aktien		\$1,852M	\$405.1M
Dodge & Cox Global Stock Fund		\$3,701M	\$341.4M
St. James's Place Unit Trust - Sust. & Responsible Eq.		\$2,279M	\$338.6M
Baillie Gifford UK & Bal. Fds. - Global Alpha Growth		\$737M	(\$213.7M)
Fidelity Series Intrinsic Opportunities Fund		\$385M	(\$260.3M)
Franklin Mutual Ser. Fds. - Beacon Fund		\$1,352M	(\$268.4M)
Swedbank Robur Kapitalinvest		\$3,192M	(\$320.8M)
PGIM Jennison Global Opportunities Fund		\$2,161M	(\$338.0M)
St. James's Place International Equity Unit Trust		\$1,880M	(\$351.7M)
Franklin Mutual Ser. Fds. - Global Discovery Fund		\$3,554M	(\$738.4M)

Asia: Largest Changes in Weight, % 8/31/2022 - 2/28/2023

Fund Name	New or Closed	Fund Weight, %	Weight Change, %
Touchstone Strategic Trust - Non-US ESG Equity Fund		35.47%	15.13%
DWS Concept DJE Globale Aktien		21.64%	8.40%
Artisan Global Equity Fund		15.42%	7.26%
Columbia Select Global Equity Fund		16.62%	5.42%
Baring Global Umbrella Fund - Global Leaders Fund		12.99%	5.40%
JPMorgan Funds - Global Growth Fund		15.58%	5.25%
Covea Actions Monde		10.75%	4.51%
Scottish Mortgage Investment Trust Plc		9.83%	-4.29%
MassMutual Premier Global Fund		16.38%	-4.57%
Baillie Gifford Investment Funds ICVC - Positive Change Fund		15.75%	-4.68%
Invesco Global Growth Fund		15.87%	-4.73%
Ninety One Glob. Strat. Fd. - Global Value Equity Fund		2.94%	-4.96%
Value Square Fund - Equity World		15.00%	-5.54%
Baillie Gifford Investment Funds II ICVC - Global Stewardship		25.33%	-6.12%

Asia: Largest Fund Flows, \$ 8/31/2022 - 2/28/2023

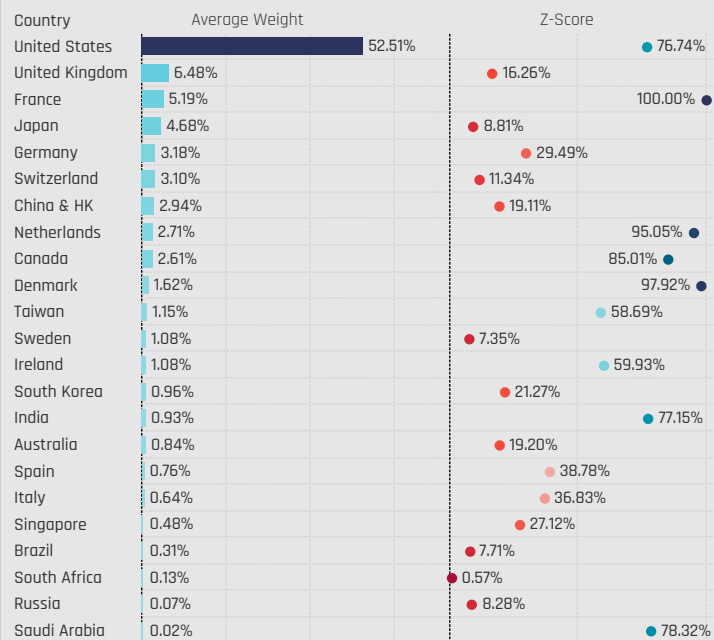
Fund Name	New or Closed	Fund AUM, \$	Fund Flows, \$
American Funds Capital World Growth & Income Fund		\$18,319M	\$851.5M
Franklin Mutual Ser. Fds. - Global Discovery Fund		\$747M	\$190.0M
Robeco Capital Gr. Fds. - BP Global Premium Equities		\$471M	\$184.8M
Handelsbanken Global Tema		\$772M	\$132.6M
JPMorgan Investment Funds - Global Dividend Fund		\$337M	\$119.0M
Franklin Mutual Ser. Fds. - Beacon Fund	New	\$90M	\$96.3M
PGIM Jennison Global Opportunities Fund		\$263M	\$92.1M
Dodge & Cox Global Stock Fund		\$1,073M	(\$308.3M)
Fidelity Series Intrinsic Opportunities Fund		\$271M	(\$381.0M)
UniGlobal		\$520M	(\$420.0M)
American Funds New Perspective Fund		\$12,191M	(\$426.9M)
St. James's Place International Equity Unit Trust		\$1,287M	(\$430.6M)
American Funds New Economy Fund		\$2,372M	(\$457.2M)
Scottish Mortgage Investment Trust Plc		\$1,577M	(\$544.9M)

Country Allocations

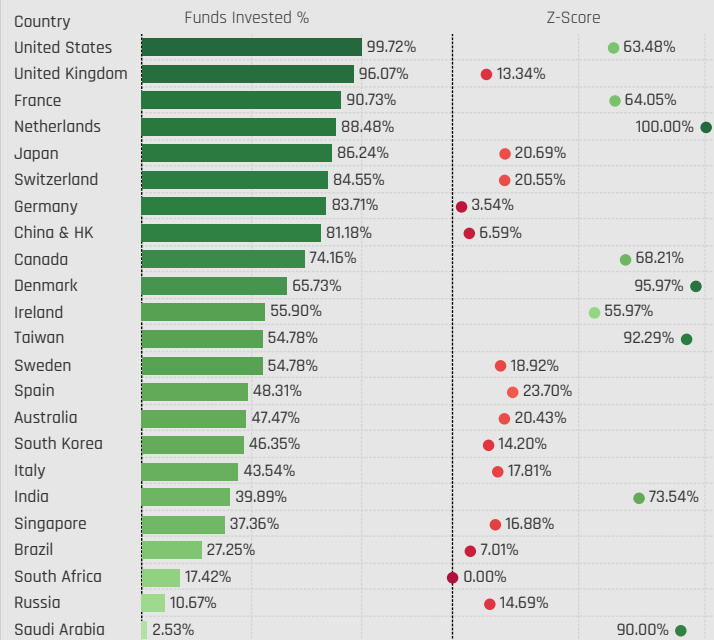


Country Allocations

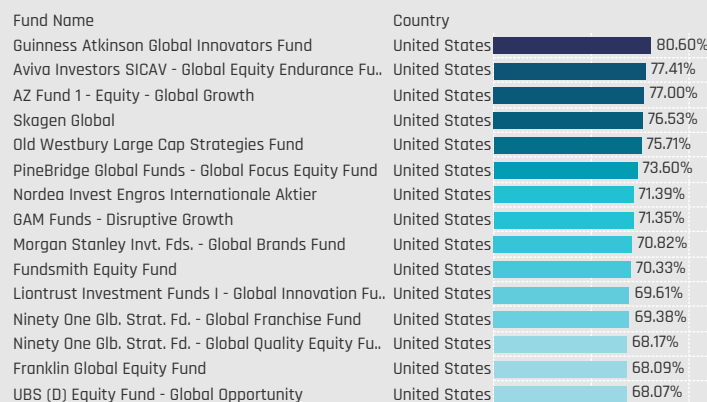
Major Countries: Average Fund Weights / Z-Score (9/30/2012 - Present)



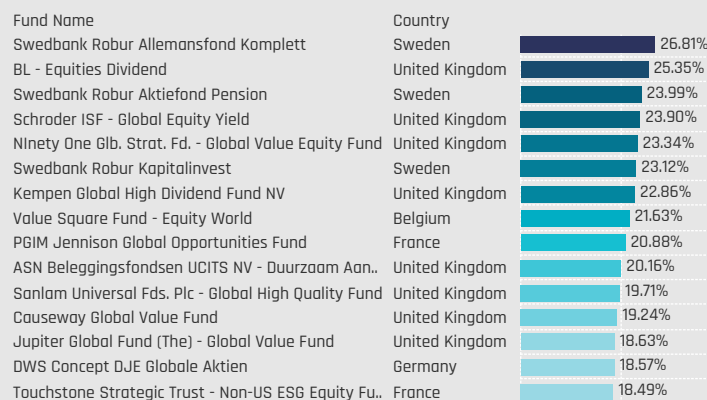
Major Countries: Funds Invested %



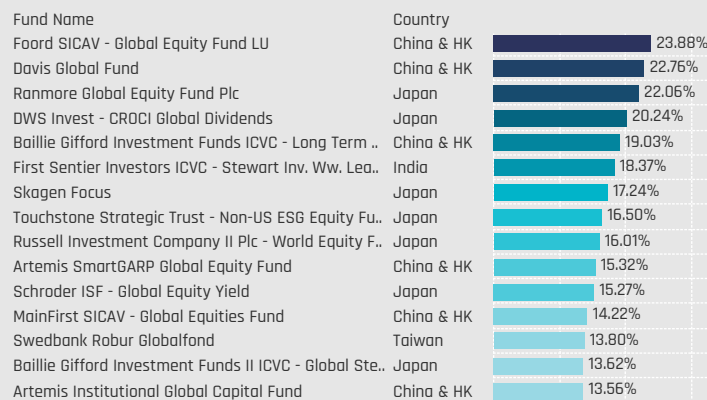
Americas: Largest Fund Country Weights, %



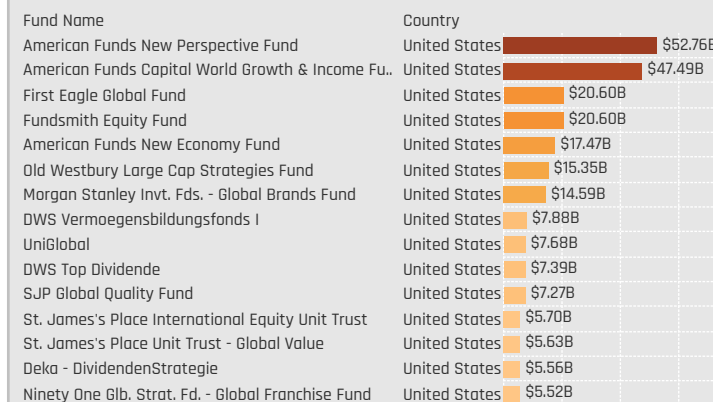
EMEA: Largest Fund Country Weights, %



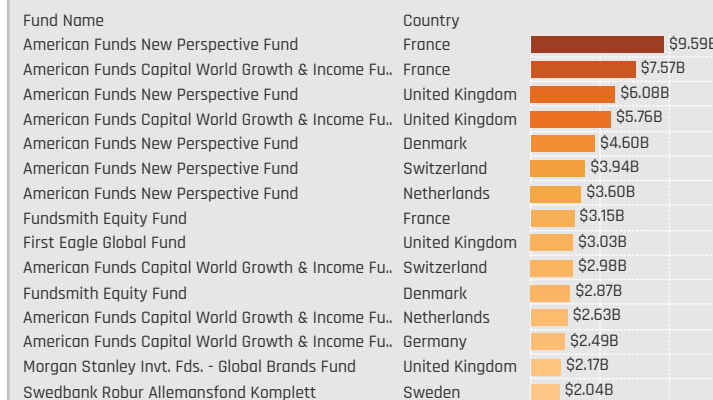
Asia: Largest Fund Country Weights, %



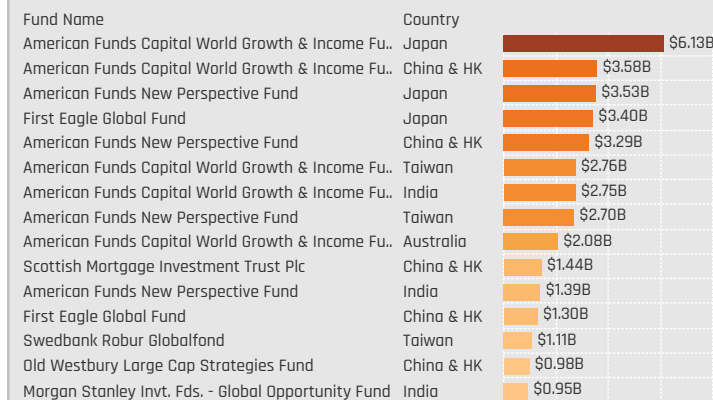
Americas: Largest Fund Country AUM, \$



EMEA: Largest Fund Country AUM, \$




Asia: Largest Fund Country AUM, \$

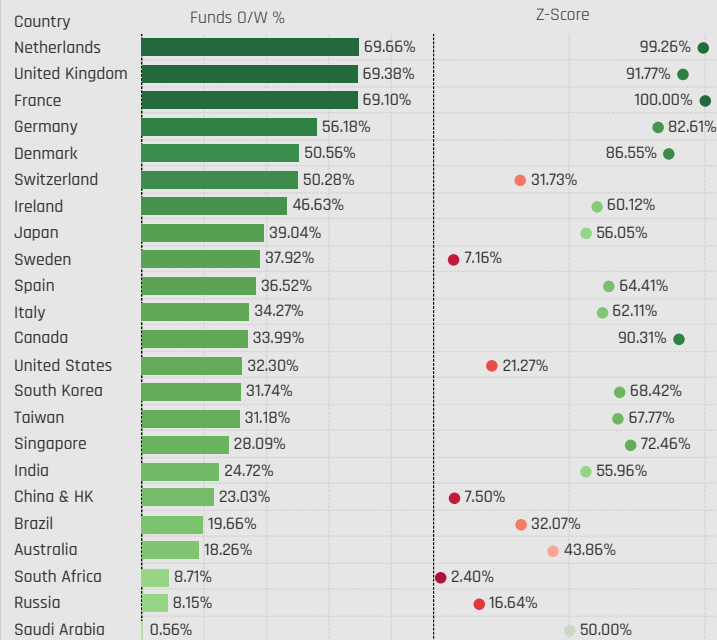


Country Allocations Relative to Benchmark

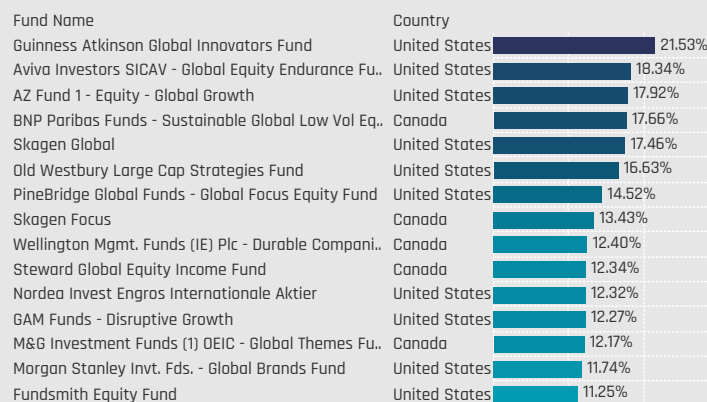
Major Countries: Average Weight vs ACWI / Z-Score (9/30/2012 - Present)



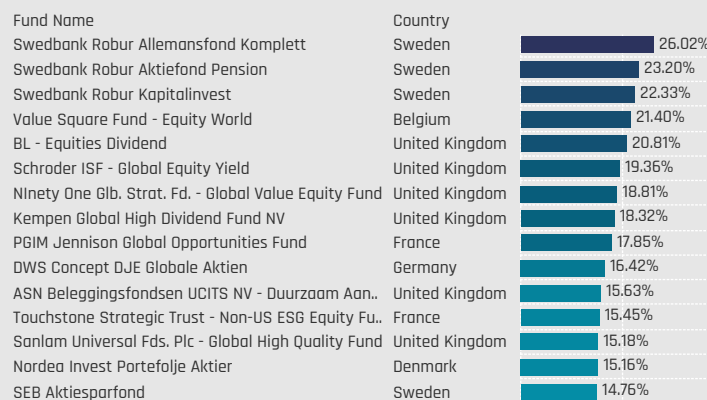
Major Countries: Funds Overweight % / Z-Score (9/30/2012 - Present)



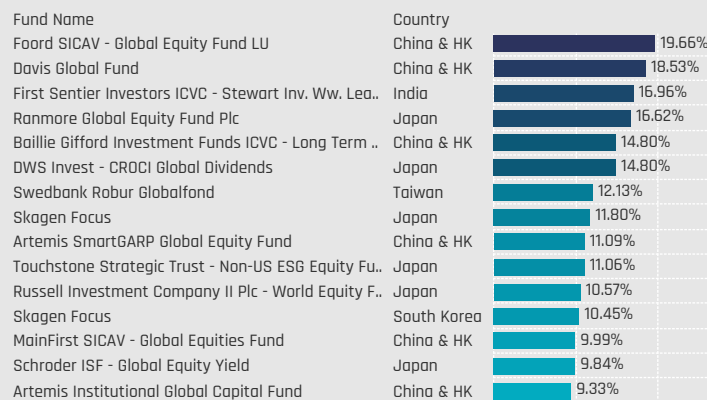
Americas: Largest Fund Country Overweights, %



EMEA: Largest Fund Country Overweights, %



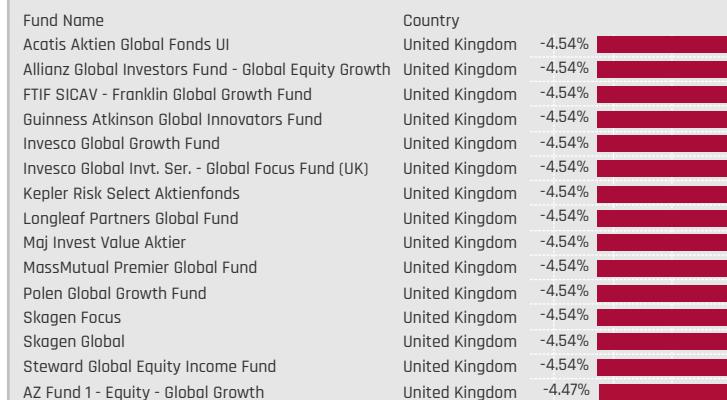
Asia: Largest Fund Country Overweights, %



Americas: Largest Fund Country Underweights, %



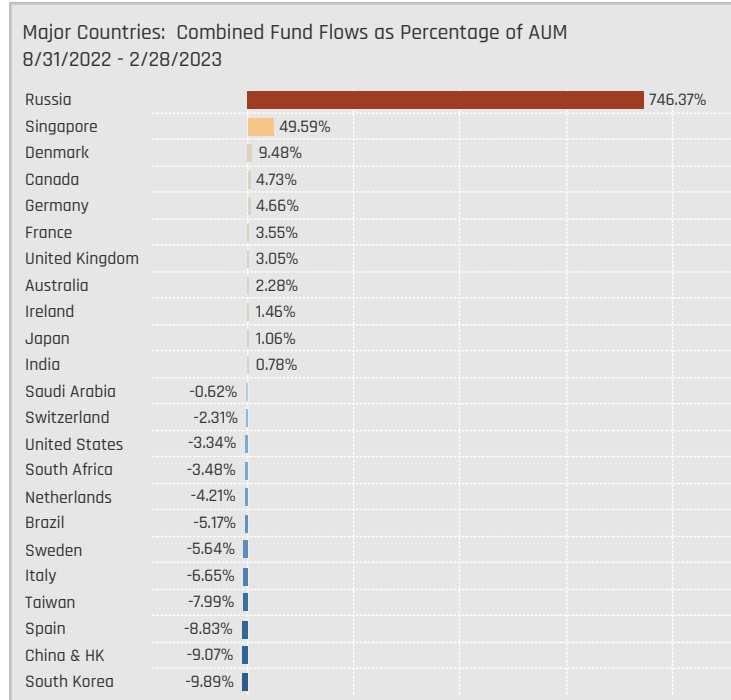
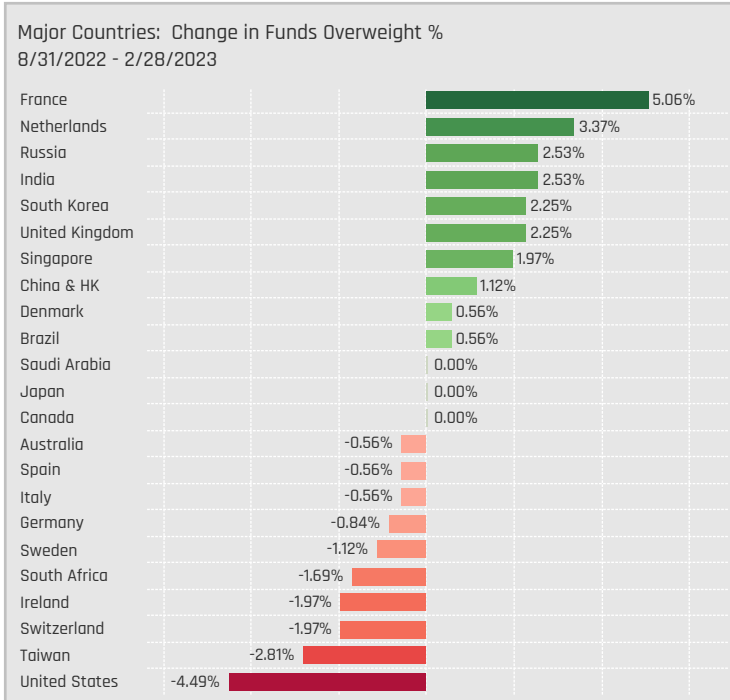
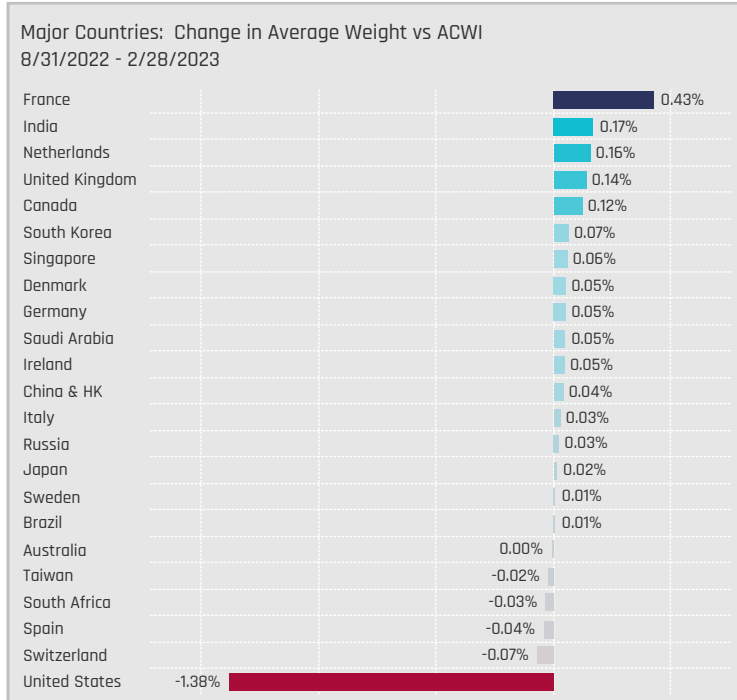
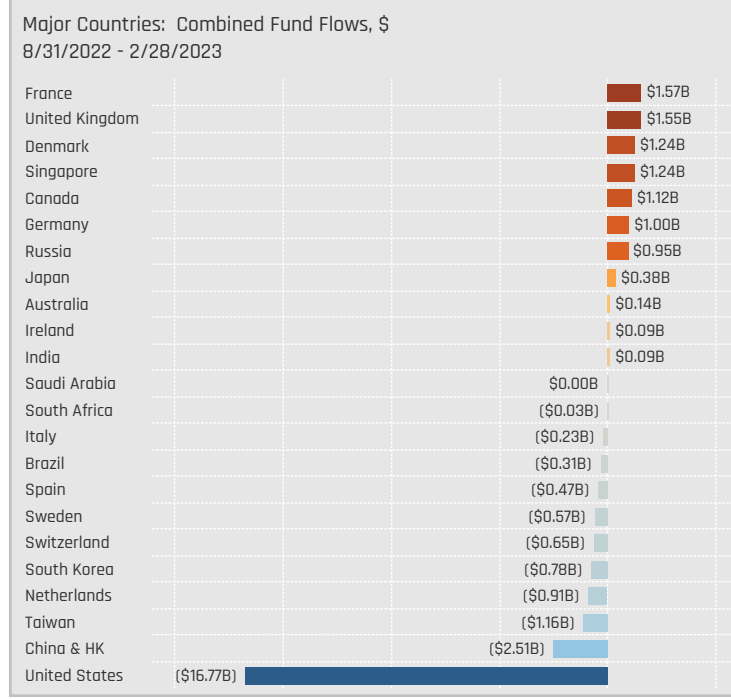
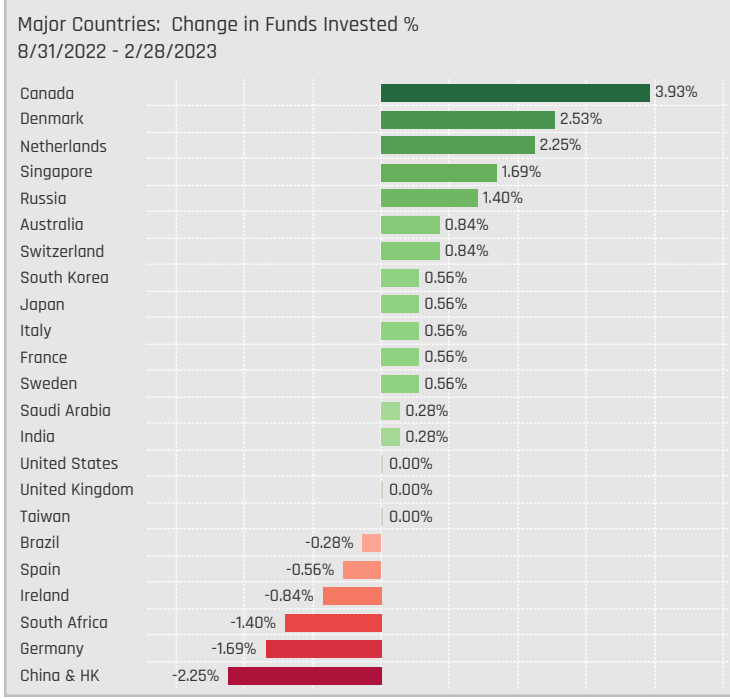
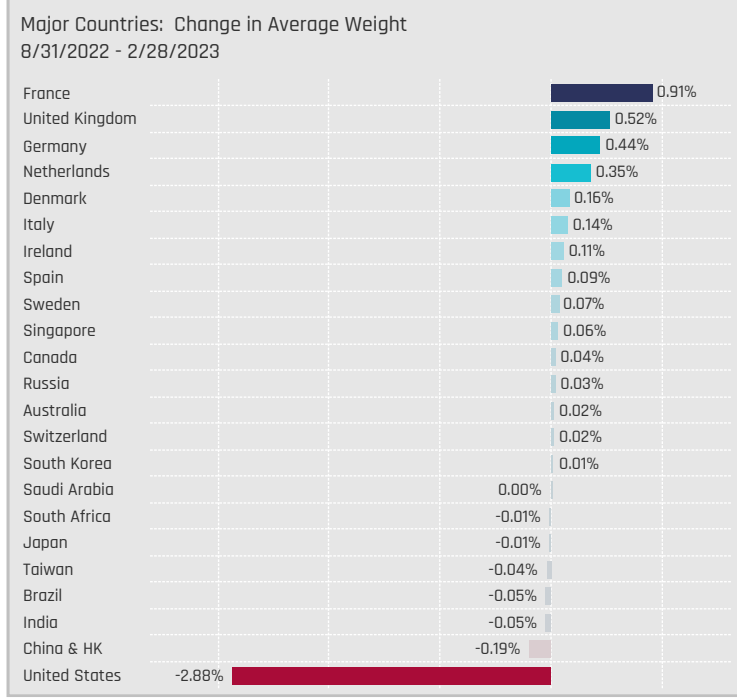
EMEA: Largest Fund Country Underweights, %



Asia: Largest Fund Country Underweights, %



Country Allocation Changes [Aggregate]



Country Allocation Changes [Fund Level]

Americas: Largest Changes in Country Weight, % 8/31/2022 - 2/28/2023

Fund Name	New or Closed	Country	Fund Weight, %	Weight Change, %
GAM Funds - Disruptive Growth		United States	71.35%	9.05%
GAM Star Fund Plc - Worldwide Equity		United States	66.26%	4.55%
DWS Global Growth		United States	62.26%	3.76%
JOHCM Umbrella Fund Plc - Global Select Fund	New	Brazil	3.65%	3.65%
Virtus SGA Global Growth Fund		United States	57.01%	3.60%
Premier Miton Global Sustainable Growth Fund		United States	56.68%	3.19%
Frontier MFG Global Plus Fund	New	Canada	3.09%	3.09%
Robeco Capital Gr. Fds. - BP Global Premium Eq..		United States	38.48%	-11.73%
Ninety One Glb. Strat. Fd. - Global Strategic Equ..		United States	49.80%	-11.90%
Causeway Global Value Fund		United States	37.58%	-11.91%
Artisan Global Equity Fund		United States	38.49%	-13.03%
SEB Aktiesparfond		United States	41.81%	-14.32%
Castle Focus Fund		United States	65.84%	-14.89%
Touchstone Strategic Trust - Non-US ESG Equit..		United States	4.75%	-51.08%

Americas: Largest Country Level Fund Flows, \$ 8/31/2022 - 2/28/2023

Fund Name	New or Closed	Country	Fund AUM, \$	Fund Flows, \$
American Funds New Perspective Fund		Canada	\$3,378M	\$576.6M
Old Westbury Large Cap Strategies Fund		United States	\$15,347M	\$455.6M
Guinness Asset Mgmt. Fund Plc - Global Equity I..		United States	\$2,262M	\$453.0M
JPMorgan Investment Funds - Global Dividend ..		United States	\$1,311M	\$430.5M
Swedbank Robur Globalfond		United States	\$5,197M	\$369.6M
St. James's Place Unit Trust - Global Value		United States	\$5,626M	\$329.1M
Falksams LO Varlden		United States	\$3,454M	\$303.0M
DWS Top Dividende		United States	\$7,386M	(\$598.2M)
UniFavorit: Aktien		United States	\$5,456M	(\$648.4M)
First Eagle Global Fund		United States	\$20,604M	(\$838.8M)
American Funds Capital World Growth & Incom..		United States	\$47,491M	(\$1,269.4M)
St. James's Place International Equity Unit Trust		United States	\$5,703M	(\$1,497.7M)
Fidelity Series Intrinsic Opportunities Fund		United States	\$3,057M	(\$1,665.7M)
American Funds New Perspective Fund		United States	\$52,761M	(\$4,383.6M)

EMEA: Largest Changes in Country Weight, % 8/31/2022 - 2/28/2023

Fund Name	New or Closed	Country	Fund Weight, %	Weight Change, %
Touchstone Strategic Trust - Non-US ESG Equit..		France	18.49%	11.32%
Touchstone Strategic Trust - Non-US ESG Equit..		United Kingdom	11.69%	7.90%
Ranmore Global Equity Fund Plc	New	Russia	5.49%	5.49%
SEB Aktiesparfond		United Kingdom	9.92%	5.48%
Touchstone Strategic Trust - Non-US ESG Equit..		Sweden	9.57%	5.31%
S&W Aubrey Capital Mgmt. Invnt. Funds - Global ..		United Kingdom	10.23%	5.07%
Causeway Global Value Fund		United Kingdom	19.24%	5.04%
John Hancock Funds II - Global Equity Fund		United Kingdom	2.35%	-3.75%
Janus Henderson Global Equity Fund		Denmark	0.67%	-3.81%
Swedbank Robur Kapitalinvest		Sweden	23.12%	-4.28%
PGIM Jennison Global Opportunities Fund		Switzerland	2.85%	-4.62%
Longleaf Partners Global Fund		Netherlands	5.75%	-7.37%
Janus Henderson Global Equity Fund		United Kingdom	11.19%	-8.13%
Invesco Global Invnt. Ser. - Global Equity Income ..		United Kingdom	5.57%	-9.46%

EMEA: Largest Country Level Fund Flows, \$ 8/31/2022 - 2/28/2023

Fund Name	New or Closed	Country	Fund AUM, \$	Fund Flows, \$
American Funds New Perspective Fund		Denmark	\$4,601M	\$1,001.2M
American Funds New Perspective Fund		France	\$9,585M	\$818.5M
American Funds New Perspective Fund		United Kingdom	\$6,080M	\$470.7M
American Funds New Perspective Fund		Russia	\$489M	\$465.1M
American Funds Capital World Growth & Incom..		Denmark	\$760M	\$413.6M
American Funds Capital World Growth & Incom..	New	Russia	\$405M	\$405.4M
St. James's Place Unit Trust - Global Value		Netherlands	\$715M	\$278.0M
Swedbank Robur Kapitalinvest		Sweden	\$1,190M	(\$258.2M)
Franklin Mutual Ser. Fds. - Global Discovery Fund		France	\$493M	(\$298.6M)
American Funds Capital World Growth & Incom..		Switzerland	\$2,983M	(\$329.2M)
UniGlobal		France	\$604M	(\$351.1M)
American Funds New Perspective Fund		Sweden	\$845M	(\$412.9M)
American Funds New Perspective Fund		Netherlands	\$3,600M	(\$576.2M)
American Funds Capital World Growth & Incom..		Netherlands	\$2,627M	(\$641.8M)

Asia: Largest Changes in Country Weight, % 8/31/2022 - 2/28/2023

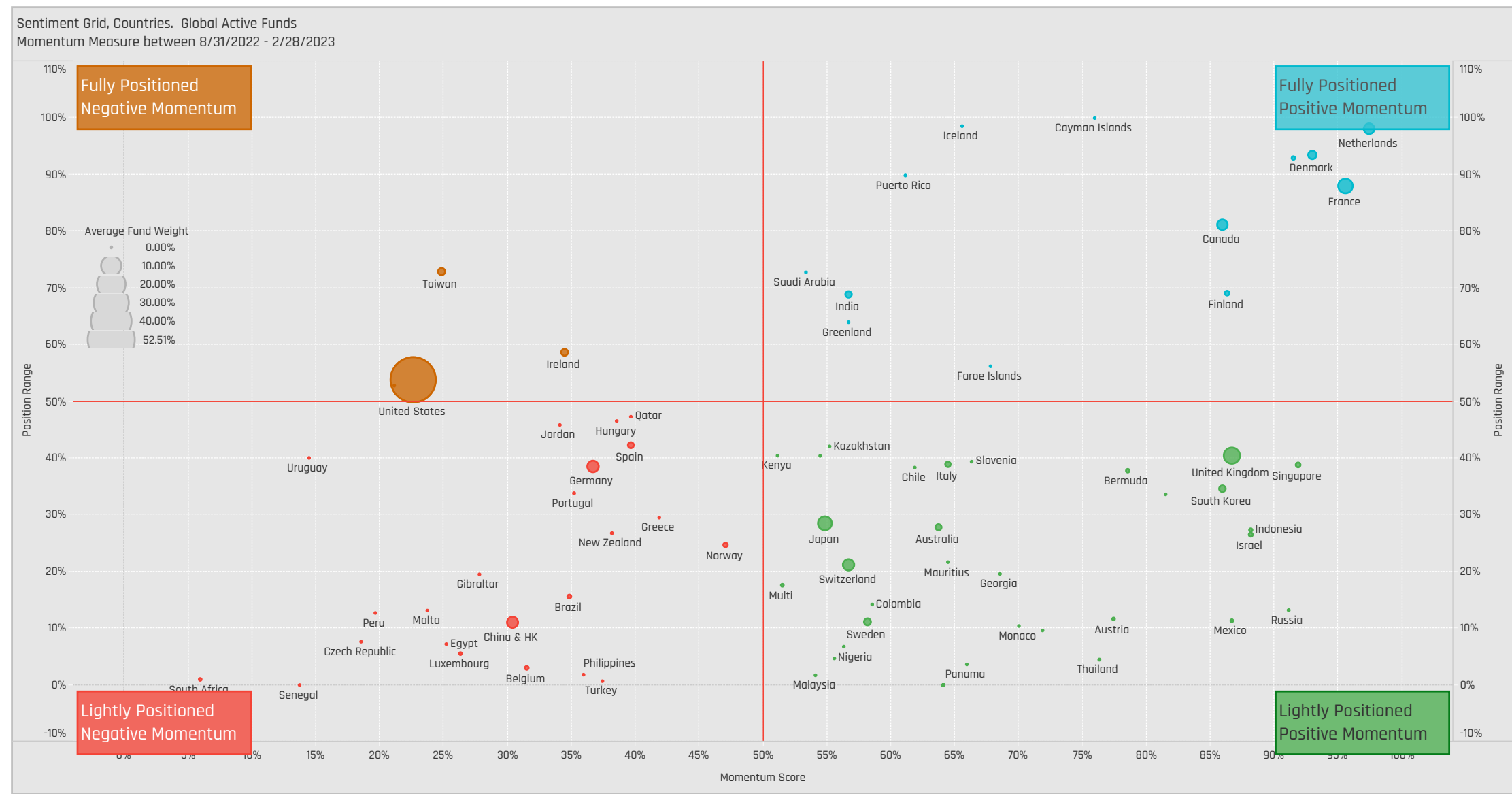
Fund Name	New or Closed	Country	Fund Weight, %	Weight Change, %
Touchstone Strategic Trust - Non-US ESG Equit..		Japan	16.50%	8.05%
Artisan Global Equity Fund		China & HK	10.92%	7.01%
Baring Global Umbrella Fund - Global Leaders F..		Australia	8.75%	5.02%
Janus Henderson Global Equity Fund	New	China & HK	4.68%	4.68%
Covea Actions Monde		Japan	10.75%	4.51%
S&W Aubrey Capital Mgmt. Invnt. Funds - Global ..		China & HK	10.63%	3.90%
Handelsbanken Global Tema		Japan	11.10%	3.81%
Scottish Mortgage Investment Trust Plc		China & HK	9.00%	-4.37%
Value Square Fund - Equity World		China & HK	6.90%	-4.44%
Artemis Institutional Global Capital Fund		China & HK	13.56%	-4.60%
Ninety One Glb. Strat. Fd. - Global Value Equity ..		China & HK	0.67%	-4.94%
Baillie Gifford Investment Funds II ICVC - Global..		China & HK	5.47%	-5.16%
S&W Aubrey Capital Mgmt. Invnt. Funds - Global ..		India	1.90%	-6.21%
JOHCM Umbrella Fund Plc - Global Select Fund	Close	China & HK	0.00%	-6.27%

Asia: Largest Country Level Fund Flows, \$ 8/31/2022 - 2/28/2023

Fund Name	New or Closed	Country	Fund AUM, \$	Fund Flows, \$
American Funds Capital World Growth & Incom..		Japan	\$6,127M	\$1,240.8M
American Funds Capital World Growth & Incom..		Singapore	\$798M	\$732.9M
American Funds New Perspective Fund		China & HK	\$3,291M	\$257.4M
Franklin Mutual Ser. Fds. - Global Discovery Fund		Japan	\$501M	\$162.3M
American Funds New Perspective Fund		Singapore	\$718M	\$151.0M
Robeco Capital Gr. Fds. - BP Global Premium Eq..		Japan	\$332M	\$149.3M
Handelsbanken Global Tema		Japan	\$381M	\$142.3M
American Funds New Perspective Fund		Taiwan	\$2,701M	(\$277.1M)
UniGlobal		Japan	\$364M	(\$290.2M)
American Funds Capital World Growth & Incom..		Taiwan	\$2,759M	(\$394.2M)
American Funds New Economy Fund		China & HK	\$597M	(\$399.3M)
American Funds New Perspective Fund		South Korea	\$303M	(\$448.8M)
Scottish Mortgage Investment Trust Plc		China & HK	\$1,443M	(\$544.9M)
American Funds Capital World Growth & Incom..		China & HK	\$3,579M	(\$726.1M)

Country Sentiment Grid

We combine the latest Country positioning, long-term positioning and short-term fund activity in the 'Sentiment Grid', below. The Y-Axis measures where today's ownership levels in each Country sit relative to the long-term range. We calculate the Z-Score of today's average weight, funds invested % and funds O/W %, relative to all monthly observations in our fund history (going back to 9/30/2012). A figure close to 100% would indicate today's positioning is close to its maximum ever level, a figure close to zero, the lowest. The X-axis provides a measure of short-term fund activity, or 'Momentum', by looking at the changes in average weight, funds invested % and funds o/w % between 8/31/2022 and 2/28/2023, relative to each Country. A figure above 50% means a Country has seen relative increases in ownership, a figure below 50% indicates a relative decrease in positioning. The size of the bubble represents the average weight of each Country.



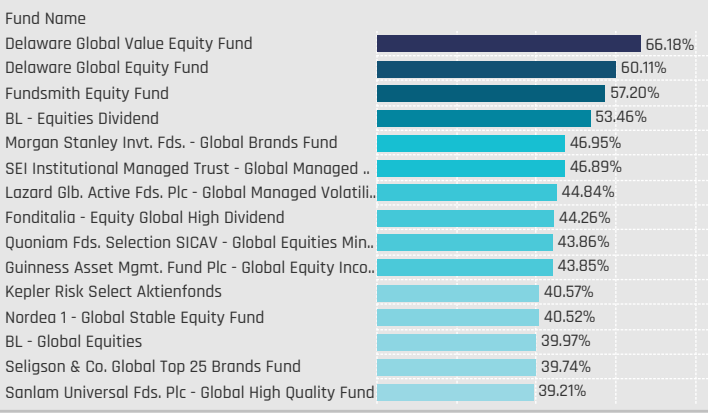
Position Range: Average of:
 Z-Score Average Weight vs history
 Z-Score Funds Invested % vs history
 Z-Score Funds O/W % vs history

Momentum Score: Average of:
 Change in Average Weight (Percentile vs Peers)
 Change in Funds Invested % (Percentile vs Peers)
 Change in Funds O/W % (Percentile vs Peers)

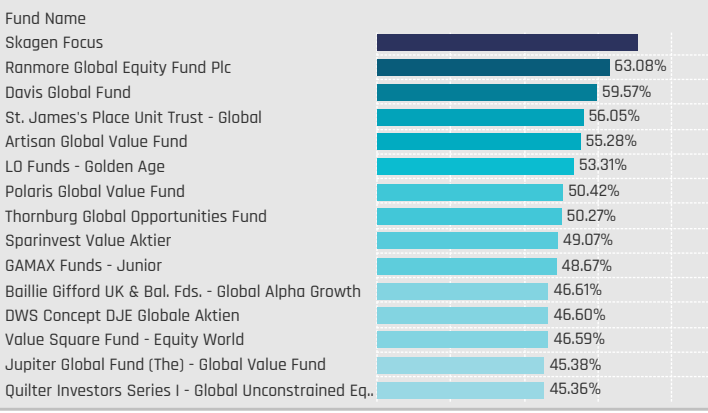
Sector Group Allocations

Sector Group Allocations

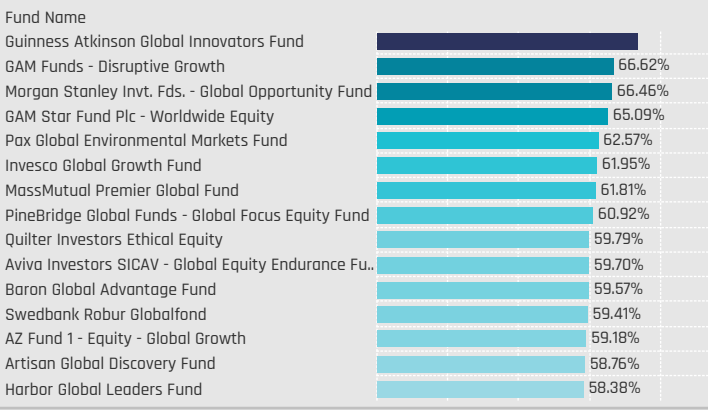
Defensive: Largest Fund Weights, %



Cyclical: Largest Fund Weights, %

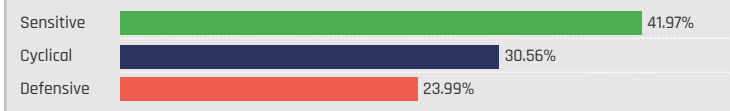


Sensitive: Largest Fund Weights, %

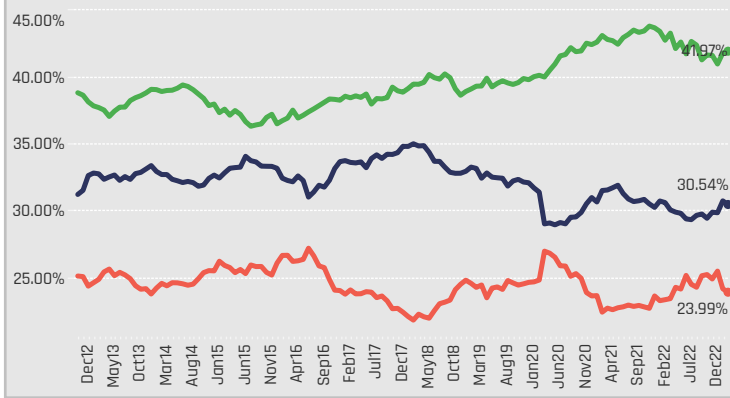


Defensives: Consumer Staples, Health Care, Utilities
 Cyclical: Consumer Discretionary, Financials, Materials, Real Estate
 Sensitive: Communication Services, Energy, Industrials, Information Technology

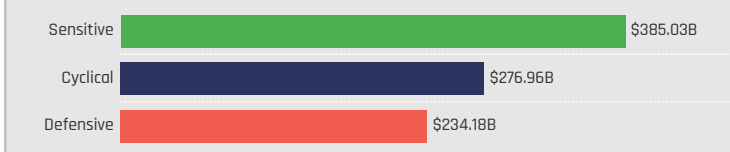
Average Fund Weight by Sector Group



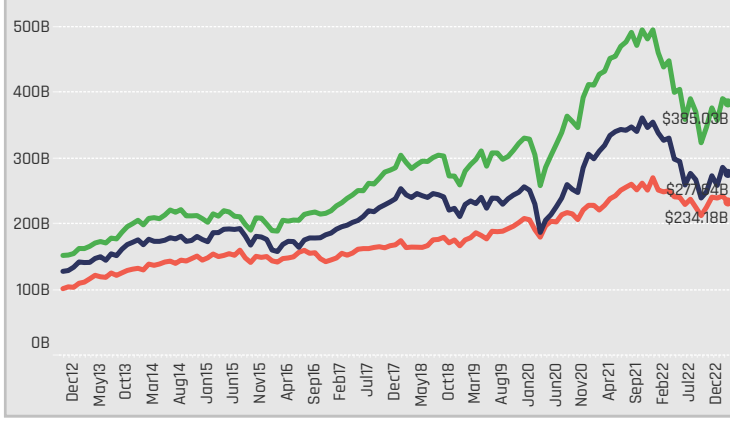
Average Fund Weight Time-Series by Sector Group



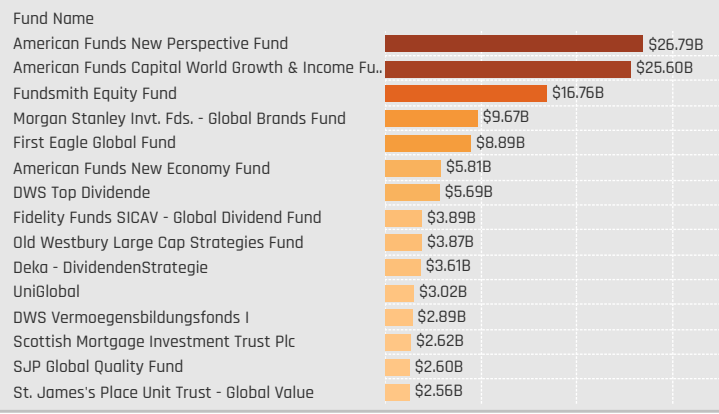
Combined Fund AUM, \$ by Sector Group



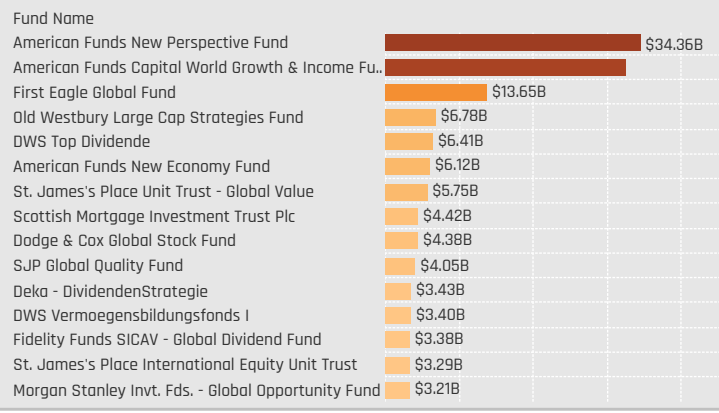
Combined Fund AUM, \$ Time-Series by Sector Group



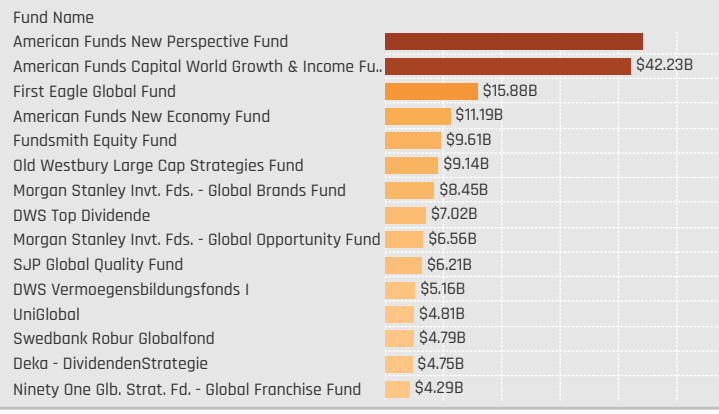
Defensive: Largest Fund AUM, \$



Cyclical: Largest Fund AUM, \$

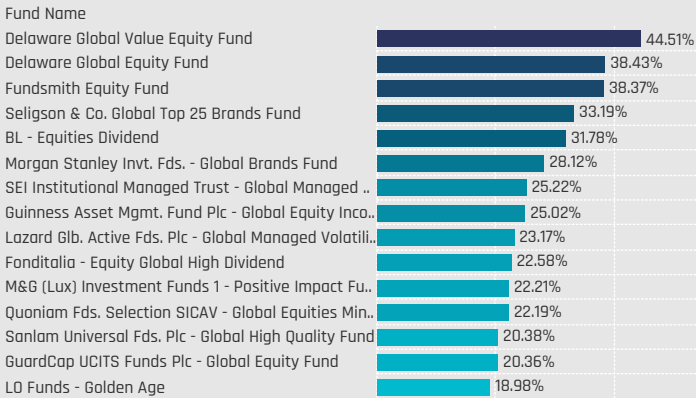


Sensitive: Largest Fund AUM, \$

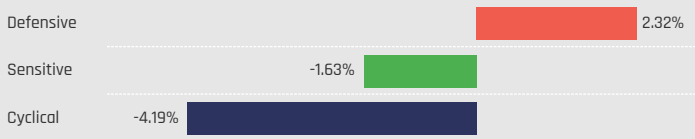


Sector Group Allocations Relative to Benchmark

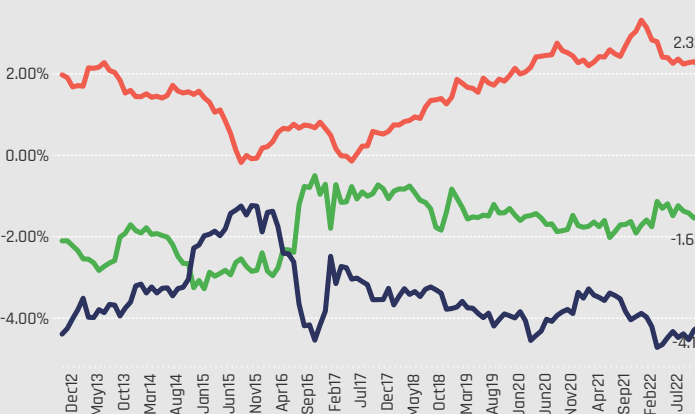
Defensive: Largest Overweight Allocations, %



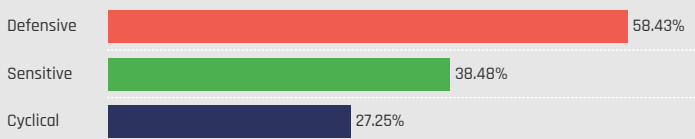
Average Fund Weight vs ACWI by Sector Group



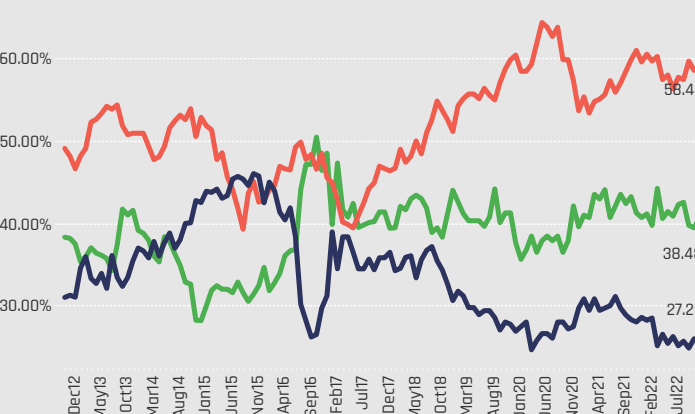
Average Fund Weight vs ACWI Time-Series by Sector Group



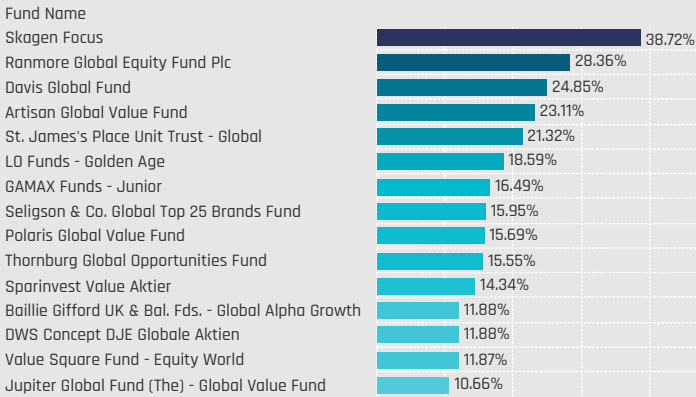
Percentage of Funds Overweight the ACWI by Sector Group



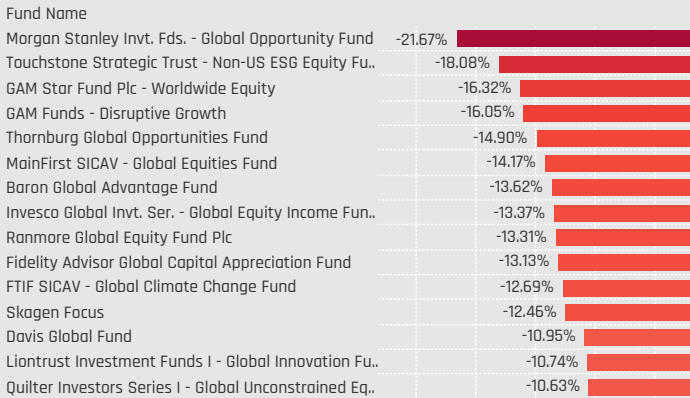
Percentage of Funds Overweight the ACWI Time-Series by Sector Group



Cyclical: Largest Overweight Allocations, %



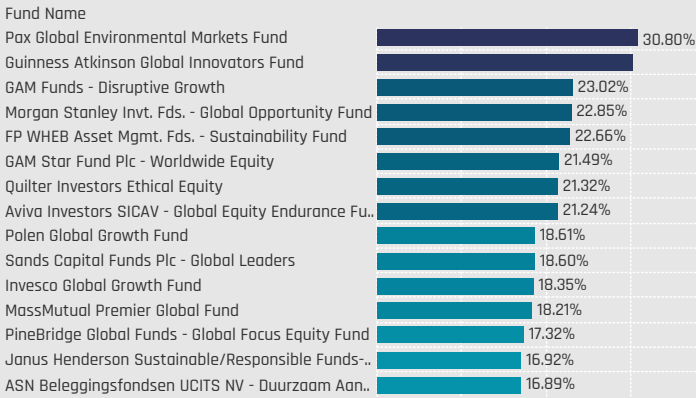
Defensive: Largest Underweight Allocations, %



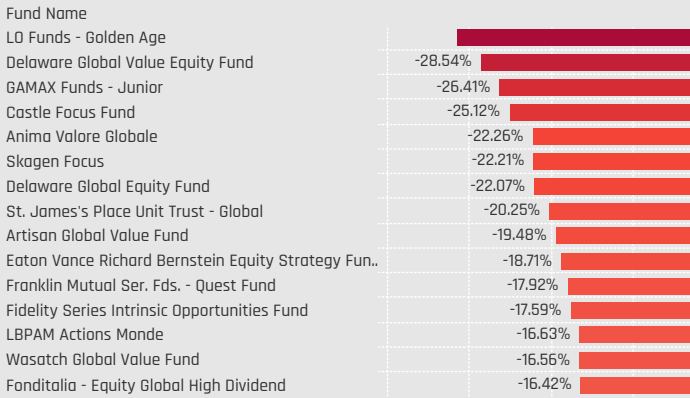
Cyclical: Largest Underweight Allocations, %



Sensitive: Largest Overweight Allocations, %



Sensitive: Largest Underweight Allocations, %



Sector Group Allocation Changes [Fund Level]

Defensives: Largest Changes in Fund Weight, %. 8/31/2022 - 2/28/2023

Fund Name	New or Closed	Fund Weight, %	Weight Change, %
Franklin Mutual Ser. Fds. - Quest Fund		23.77%	8.75%
Eaton Vance Richard Bernstein Equity Strategy Fund		39.12%	7.18%
AZ Fund 1 - Equity - Global Growth		13.43%	5.54%
Fidelity Inv. Funds - Global Focus Fund		30.54%	5.52%
Polen Global Growth Fund		23.66%	5.14%
UniGlobal II		25.39%	5.05%
UniGlobal		26.32%	5.01%
Harding Loevner Global Equity Portfolio		21.42%	-4.97%
T Rowe Price Global Value Equity Fund		27.44%	-5.56%
FTIF SICAV - Global Climate Change Fund		8.98%	-6.34%
DWS Invest - CROCI Global Dividends		20.31%	-7.34%
Seligson & Co. Global Top 25 Brands Fund		39.74%	-7.69%
Touchstone Strategic Trust - Non-US ESG Equity Fund		3.59%	-9.63%
DWS Concept DJE Globale Aktien		14.05%	-9.80%

Defensives: Largest Fund Flows, \$. 8/31/2022 - 2/28/2023

Fund Name	New or Closed	Fund AUM, \$	Fund Flows, \$
American Funds New Perspective Fund		\$26,790M	\$1,967.0M
American Funds Capital World Growth & Income Fund		\$25,605M	\$1,816.5M
UniGlobal		\$3,017M	\$617.3M
American Funds New Economy Fund		\$5,809M	\$567.3M
Guinness Asset Mgmt. Fund Plc - Global Equity Income Fund		\$1,675M	\$350.4M
UniNachhaltig Aktien Global		\$1,264M	\$283.1M
Fidelity Funds SICAV - Global Dividend Fund		\$3,886M	\$276.4M
Baillie Gifford UK & Bal. Fds. - Global Alpha Growth		\$611M	(\$221.7M)
Templeton Growth Fund Inc.		\$2,073M	(\$252.3M)
FTIF SICAV - Growth (Euro) Fund		\$1,849M	(\$310.9M)
Old Westbury Large Cap Strategies Fund		\$3,866M	(\$477.1M)
Morgan Stanley Inv. Fds. - Global Brands Fund		\$9,674M	(\$508.6M)
DWS Top Dividende		\$5,691M	(\$616.8M)
Fidelity Series Intrinsic Opportunities Fund		\$1,015M	(\$965.3M)

Cyclicals: Largest Changes in Fund Weight, %. 8/31/2022 - 2/28/2023

Fund Name	New or Closed	Fund Weight, %	Weight Change, %
Artisan Global Equity Fund		40.39%	13.07%
GAM Funds - Disruptive Growth		20.92%	10.81%
Fidelity Inv. Trust - Worldwide Fund		37.94%	10.53%
LO Funds - Golden Age		53.31%	8.34%
Columbia Select Global Equity Fund		27.53%	8.31%
Threadneedle (Lux) - Global Focus Fund		26.95%	8.24%
DWS Concept DJE Globale Aktien		46.60%	7.85%
Handelsbanken Global Tema		23.68%	-6.71%
Invesco Global Inv. Ser. - Global Equity Fund (UK)		28.86%	-7.10%
Artemis Global Income Fund		28.82%	-7.20%
Liontrust Investment Funds I - Global Innovation Fund		30.31%	-8.12%
Eaton Vance Richard Bernstein Equity Strategy Fund		15.41%	-9.64%
Invesco Global Inv. Ser. - Global Equity Income Fund (UK)		37.96%	-10.82%
Castle Focus Fund		45.22%	-11.02%

Cyclicals: Largest Fund Flows, \$. 8/31/2022 - 2/28/2023

Fund Name	New or Closed	Fund AUM, \$	Fund Flows, \$
St. James's Place Unit Trust - Global Value		\$5,748M	\$581.2M
Old Westbury Large Cap Strategies Fund		\$6,780M	\$597.1M
DWS Top Dividende		\$6,409M	\$382.1M
JPMorgan Investment Funds - Global Dividend Fund		\$1,009M	\$278.9M
Morgan Stanley Inv. Fds. - Global Brands Fund		\$2,026M	\$233.1M
Robeco Capital Gr. Fds. - BP Global Premium Equities		\$1,506M	\$209.9M
Rathbone Global Opportunities Fund		\$1,522M	\$189.3M
First Eagle Global Fund		\$13,653M	(\$476.3M)
Swedbank Robur Globalfond		\$967M	(\$482.7M)
PGIM Jennison Global Opportunities Fund		\$1,500M	(\$544.5M)
St. James's Place International Equity Unit Trust		\$3,290M	(\$1,115.8M)
Fidelity Series Intrinsic Opportunities Fund		\$1,511M	(\$1,205.7M)
American Funds Capital World Growth & Income Fund		\$32,346M	(\$1,948.9M)
American Funds New Perspective Fund		\$34,361M	(\$4,384.6M)

Sensitives: Largest Changes in Fund Weight, %. 8/31/2022 - 2/28/2023

Fund Name	New or Closed	Fund Weight, %	Weight Change, %
Liontrust Investment Funds I - Global Innovation Fund		58.16%	8.14%
Touchstone Strategic Trust - Non-US ESG Equity Fund		56.17%	8.08%
Handelsbanken Global Tema		52.39%	7.76%
Baillie Gifford Investment Funds II ICVC - Global Stewardship		49.60%	7.70%
Fidelity Series Intrinsic Opportunities Fund		26.01%	7.10%
Ninety One Glb. Strat. Fd. - Global Value Equity Fund		41.34%	5.38%
Artisan Global Discovery Fund		58.76%	5.16%
Swedbank Robur Kapitalinvest		43.68%	-7.51%
Fidelity Inv. Trust - Worldwide Fund		38.68%	-7.85%
Russell Inv. Co. Plc - Acadian Sustainable Glb. Equity UCITS		48.39%	-7.91%
Brown Advisory Funds Plc - Global Leaders		50.94%	-8.04%
Columbia Select Global Equity Fund		42.69%	-9.76%
Brown Advisory Global Leaders Fund		45.74%	-10.20%
Artisan Global Equity Fund		33.98%	-15.87%

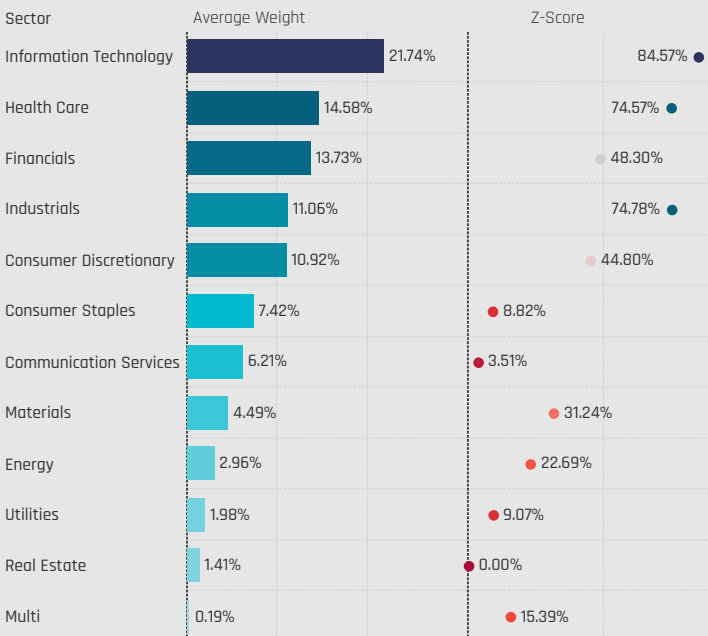
Sensitives: Largest Fund Flows, \$. 8/31/2022 - 2/28/2023

Fund Name	New or Closed	Fund AUM, \$	Fund Flows, \$
Morgan Stanley Inv. Fds. - Global Brands Fund		\$8,449M	\$524.3M
St. James's Place Unit Trust - Global Value		\$3,995M	\$418.3M
JPMorgan Investment Funds - Global Dividend Fund		\$985M	\$333.1M
Guinness Asset Mgmt. Fund Plc - Global Equity Income F..		\$1,461M	\$321.8M
Old Westbury Large Cap Strategies Fund		\$9,138M	\$307.0M
Folksams LO Varlden		\$2,712M	\$298.2M
Swedbank Robur Globalfond		\$4,790M	\$273.2M
Baillie Gifford UK & Bal. Fds. - Global Alpha Growth		\$1,071M	(\$293.0M)
Baillie Gifford Investment Funds ICVC - Long Term Global..		\$1,304M	(\$335.5M)
Swedbank Robur Kapitalinvest		\$2,249M	(\$339.5M)
SEB Global Aktiefond		\$324M	(\$347.1M)
American Funds Capital World Growth & Income Fund		\$42,231M	(\$539.3M)
UniGlobal		\$4,808M	(\$679.1M)
St. James's Place International Equity Unit Trust		\$4,050M	(\$1,188.4M)

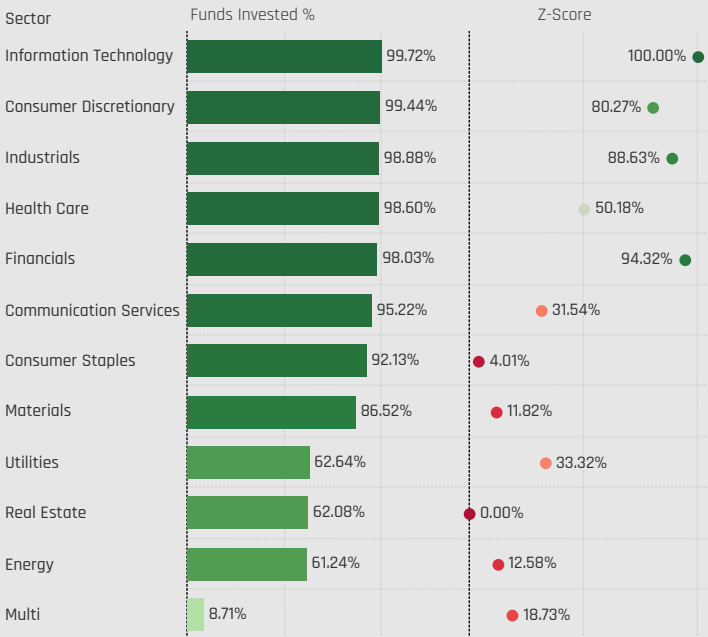
Sector Allocations

Sector Allocations

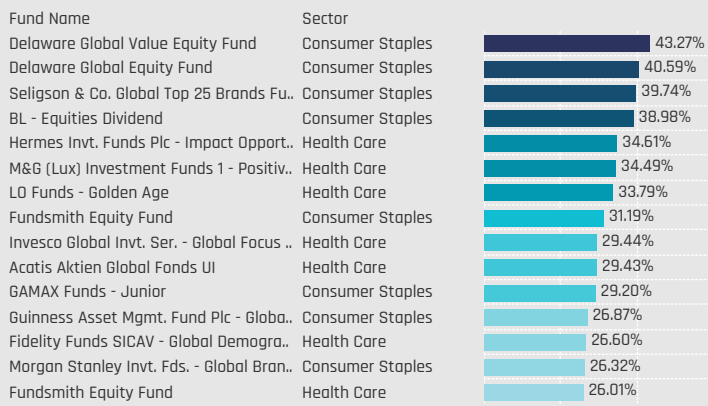
Sectors: Average Fund Weights / Z-Score (9/30/2012 - Present)



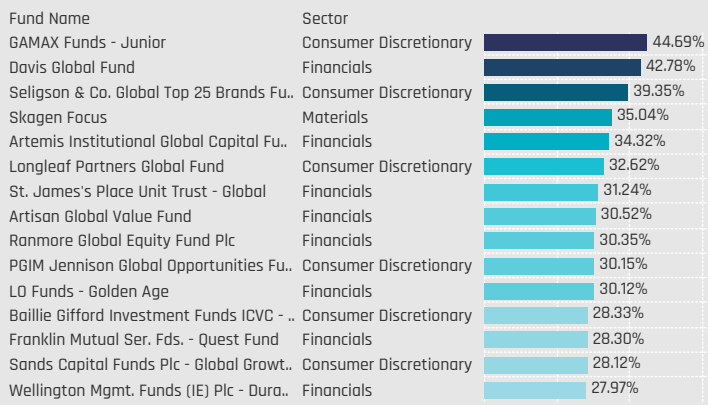
Sectors: Funds Invested %



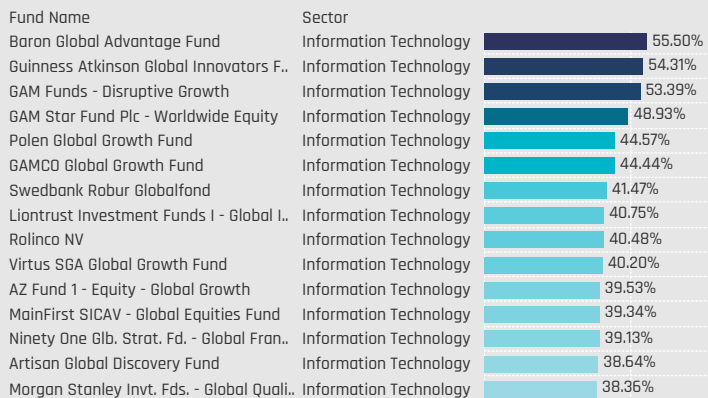
Defensive Sectors: Largest Fund Weights, %



Cyclical Sectors: Largest Fund Weights, %



Sensitive Sectors: Largest Fund Weights, %



Defensive Sectors: Largest Fund AUM, \$



Cyclical Sectors: Largest Fund AUM, \$

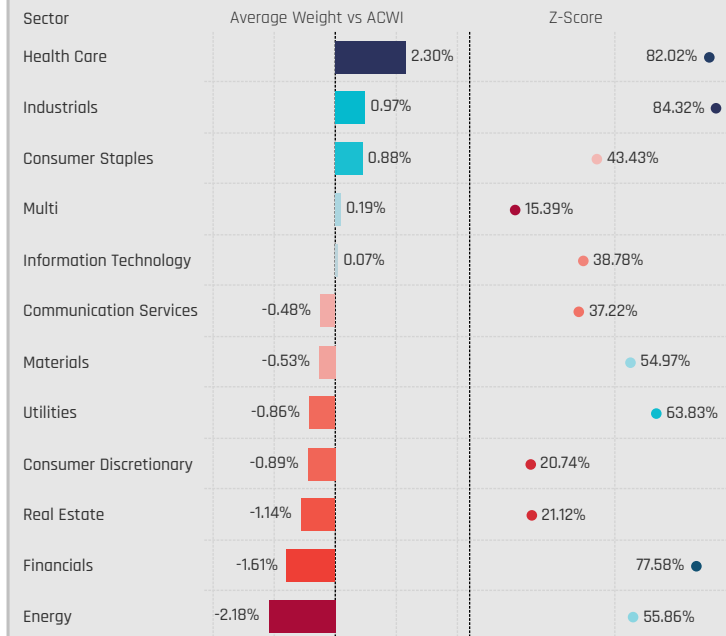


Sensitive Sectors: Largest Fund AUM, \$

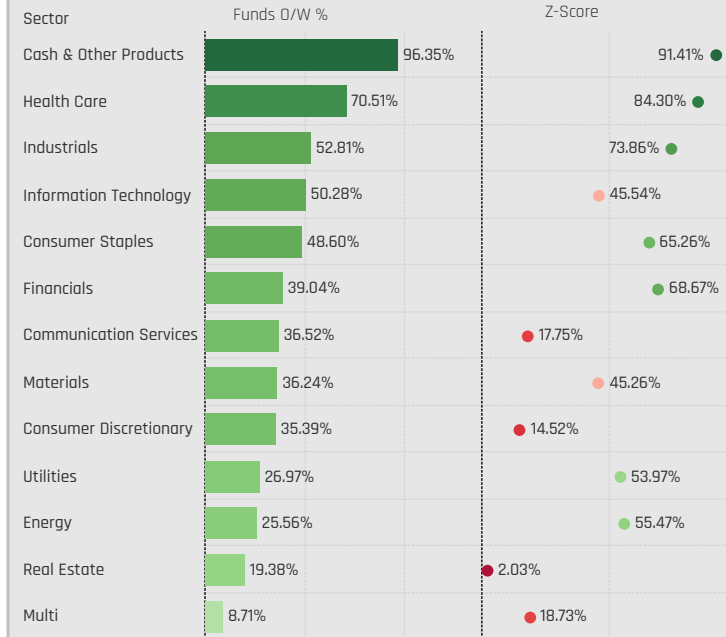


Sector Allocations Relative to Benchmark

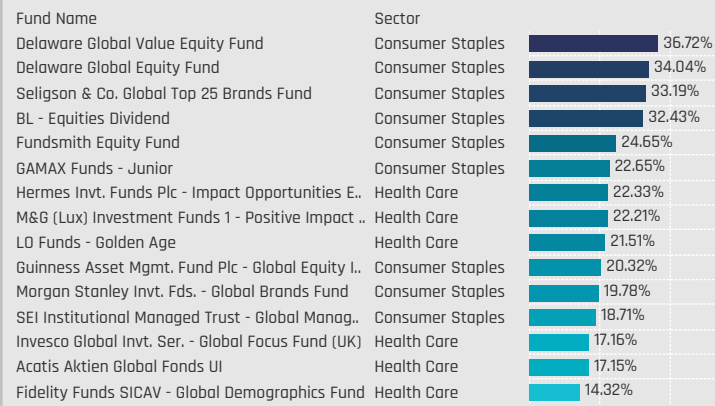
Sectors: Average Weight vs ACWI / Z-Score (9/30/2012 - Present)



Sectors: Funds Overweight % / Z-Score (9/30/2012 - Present)



Defensive Sectors: Largest Fund Overweights, %



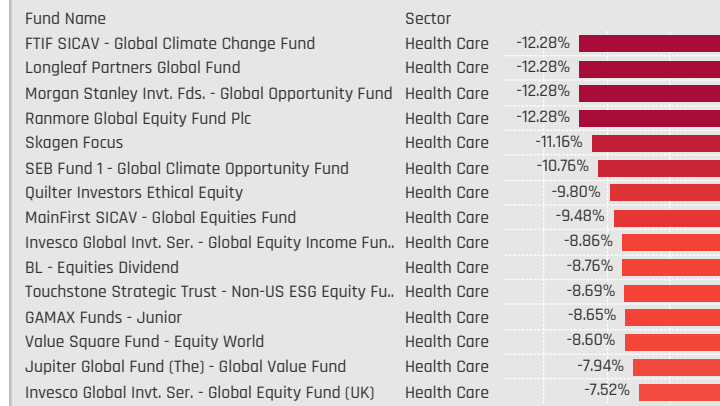
Cyclical Sectors: Largest Fund Overweights, %



Sensitive Sectors: Largest Fund Overweights, %



Defensive Sectors: Largest Fund Underweights, %



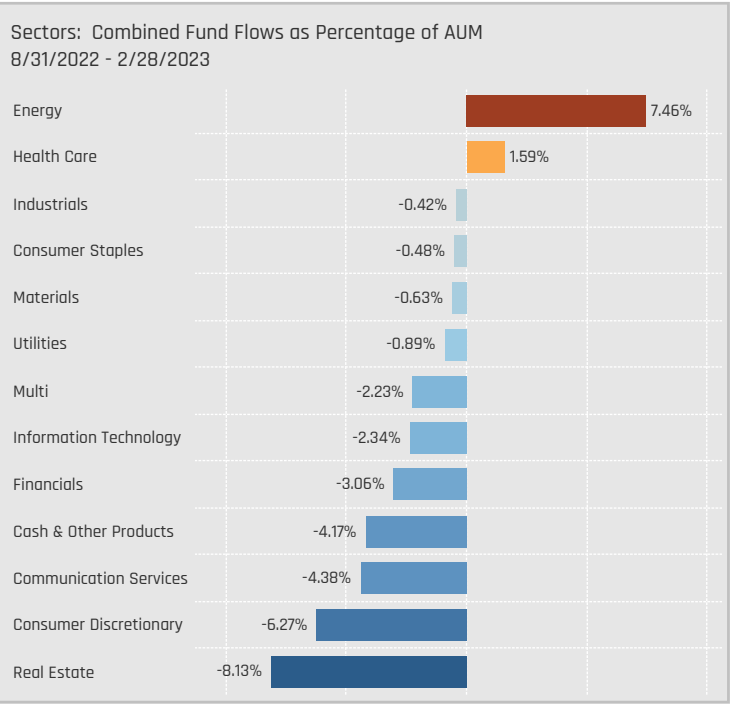
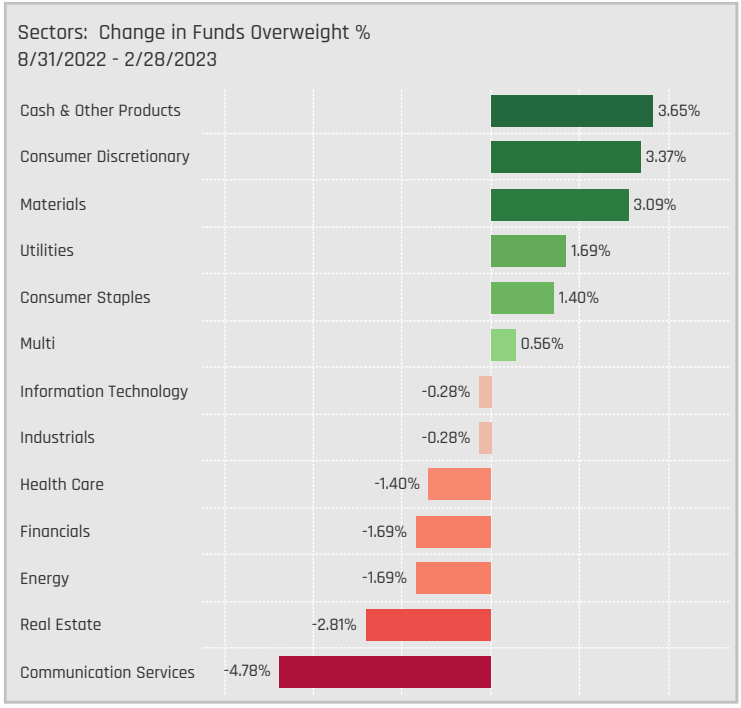
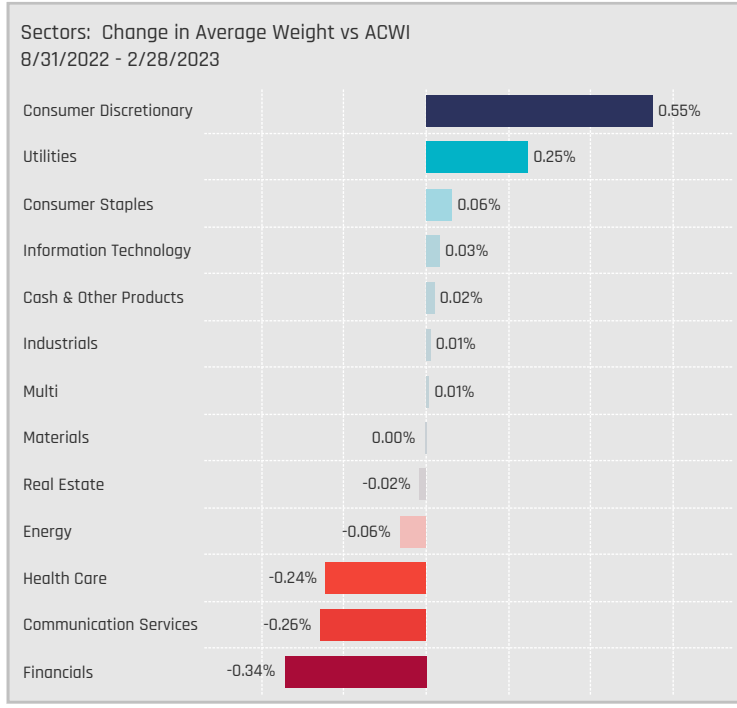
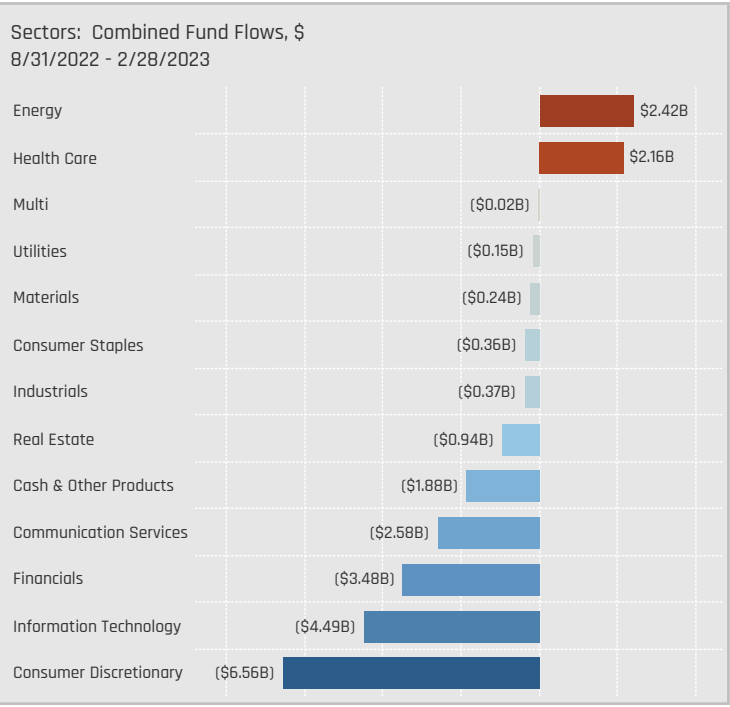
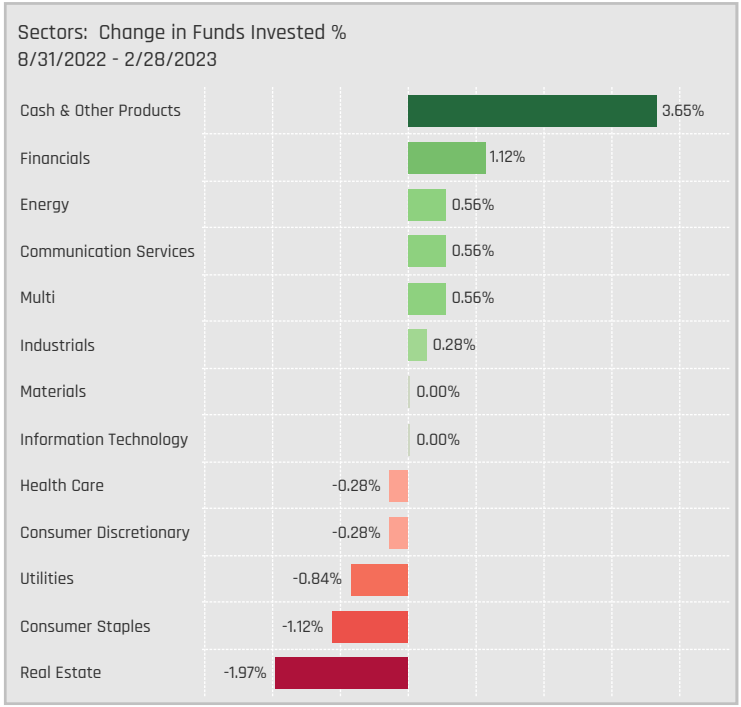
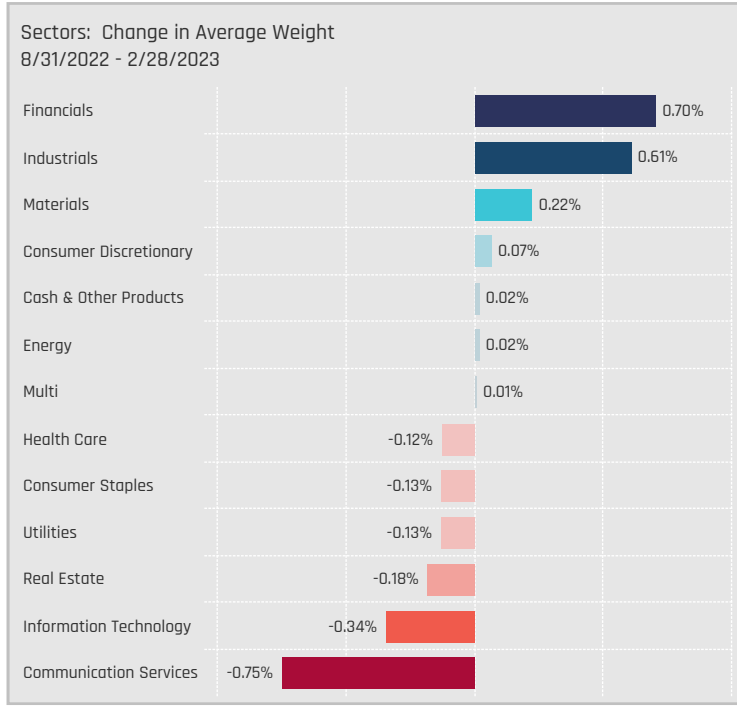
Cyclical Sectors: Largest Fund Underweights, %



Sensitive Sectors: Largest Fund Underweights, %



Sector Allocation Changes [Aggregate]



Sector Allocation Changes [Fund Level]

Defensive Sectors: Largest Changes in Fund Weight, % 8/31/2022 - 2/28/2023

Fund Name	New or C.	Sector	Fund Weight, %	Weight Change, %
Fidelity Inv. Funds - Global Focus Fund		Health Care	21.51%	6.26%
Franklin Mutual Ser. Fds. - Quest Fund		Health Care	15.40%	5.63%
Covea Actions Monde		Health Care	15.97%	4.94%
PGIM Jennison Global Opportunities Fund		Health Care	21.83%	4.84%
American Century Focused Global Growth Fund		Health Care	11.88%	4.60%
AZ Fund 1 - Equity - Global Growth		Health Care	9.59%	4.46%
Ninety One Glob. Strat. Fd. - Global Dynamic Fund		Consumer Staples	7.19%	4.42%
FTIF SICAV - Global Climate Change Fund	Close	Health Care	0.00%	-4.34%
Harding Loevner Global Equity Portfolio		Health Care	19.65%	-4.52%
BL - Equities Dividend		Consumer Staples	38.98%	-5.46%
DWS Invest - CROCI Global Dividends		Health Care	18.62%	-7.13%
Seligson & Co. Global Top 25 Brands Fund		Consumer Staples	39.74%	-7.69%
DWS Concept DJE Globale Aktien		Health Care	4.82%	-7.77%
Touchstone Strategic Trust - Non-US ESG Equit..		Health Care	3.59%	-8.81%

Defensive Sectors: Largest Fund Flows, \$ 8/31/2022 - 2/28/2023

Fund Name	New or Cl.	Sector	Fund AUM, \$	Fund Flows, \$
American Funds New Perspective Fund		Health Care	\$18,928M	\$1,812.6M
American Funds Capital World Growth & Incom..		Health Care	\$14,779M	\$1,476.9M
American Funds New Economy Fund		Health Care	\$5,362M	\$555.7M
American Funds Capital World Growth & Incom..		Consumer Staples	\$7,802M	\$475.5M
UniGlobal		Health Care	\$2,227M	\$464.1M
American Funds New Perspective Fund		Consumer Staples	\$6,636M	\$352.9M
UniFavorit: Aktien		Health Care	\$1,356M	\$335.0M
Baillie Gifford UK & Bal. Fds. - Global Alpha Gro..		Health Care	\$465M	(\$203.8M)
UniFavorit: Aktien		Consumer Staples	\$483M	(\$240.3M)
Templeton Growth Fund Inc.		Health Care	\$1,421M	(\$258.2M)
Old Westbury Large Cap Strategies Fund		Health Care	\$2,431M	(\$459.6M)
DWS Top Dividende		Consumer Staples	\$1,411M	(\$468.2M)
Morgan Stanley Inv. Fds. - Global Brands Fund		Consumer Staples	\$5,424M	(\$536.6M)
Fidelity Series Intrinsic Opportunities Fund		Health Care	\$801M	(\$804.1M)

Cyclical Sectors: Largest Changes in Fund Weight, % 8/31/2022 - 2/28/2023

Fund Name	New or C.	Sector	Fund Weight, %	Weight Change, %
GAM Funds - Disruptive Growth		Consumer Discretionary	16.00%	10.83%
Fidelity Inv. Trust - Worldwide Fund		Financials	22.30%	9.56%
DWS Concept DJE Globale Aktien		Financials	17.27%	9.53%
Artisan Global Equity Fund		Consumer Discretionary	21.05%	8.97%
S&W Aubrey Capital Mgmt. Inv. Funds - Global ..		Consumer Discretionary	25.61%	8.66%
LO Funds - Golden Age		Financials	30.12%	7.89%
Seligson & Co. Global Top 25 Brands Fund		Consumer Discretionary	39.35%	7.18%
Fidelity Series Intrinsic Opportunities Fund		Financials	10.85%	-4.97%
Invesco Global Inv. Ser. - Global Equity Fund (U..		Consumer Discretionary	6.46%	-5.20%
Fidelity Advisor Global Capital Appreciation Fund		Consumer Discretionary	9.00%	-5.49%
Invesco Global Inv. Ser. - Global Equity Income ..		Consumer Discretionary	2.67%	-5.64%
Longleaf Partners Global Fund		Financials	10.38%	-5.86%
Castle Focus Fund		Financials	19.29%	-7.02%
Eaton Vance Richard Bernstein Equity Strategy..		Financials	5.21%	-7.28%

Cyclical Sectors: Largest Fund Flows, \$ 8/31/2022 - 2/28/2023

Fund Name	New or Cla..	Sector	Fund AUM, \$	Fund Flows, \$
Old Westbury Large Cap Strategies Fund		Financials	\$2,920M	\$619.8M
St. James's Place Unit Trust - Global Value		Consumer Discretionary	\$2,302M	\$416.1M
American Funds Capital World Growth & Incom..		Materials	\$7,693M	\$385.9M
DWS Top Dividende		Financials	\$3,284M	\$299.4M
St. James's Place Unit Trust - Global Value		Financials	\$3,053M	\$254.6M
Vanguard Global Equity Fund		Consumer Discretionary	\$1,258M	\$235.8M
Dodge & Cox Global Stock Fund		Materials	\$577M	\$188.4M
St. James's Place International Equity Unit Trust		Consumer Discretionary	\$1,126M	(\$491.0M)
PGIM Jennison Global Opportunities Fund		Consumer Discretionary	\$1,407M	(\$550.0M)
First Eagle Global Fund		Financials	\$5,620M	(\$568.5M)
American Funds Capital World Growth & Incom..		Real Estate	\$990M	(\$596.9M)
Fidelity Series Intrinsic Opportunities Fund		Financials	\$509M	(\$656.1M)
American Funds Capital World Growth & Incom..		Financials	\$13,351M	(\$1,308.4M)
American Funds New Perspective Fund		Consumer Discretionary	\$15,153M	(\$3,666.2M)

Sensitive Sectors: Largest Changes in Fund Weight, % 8/31/2022 - 2/28/2023

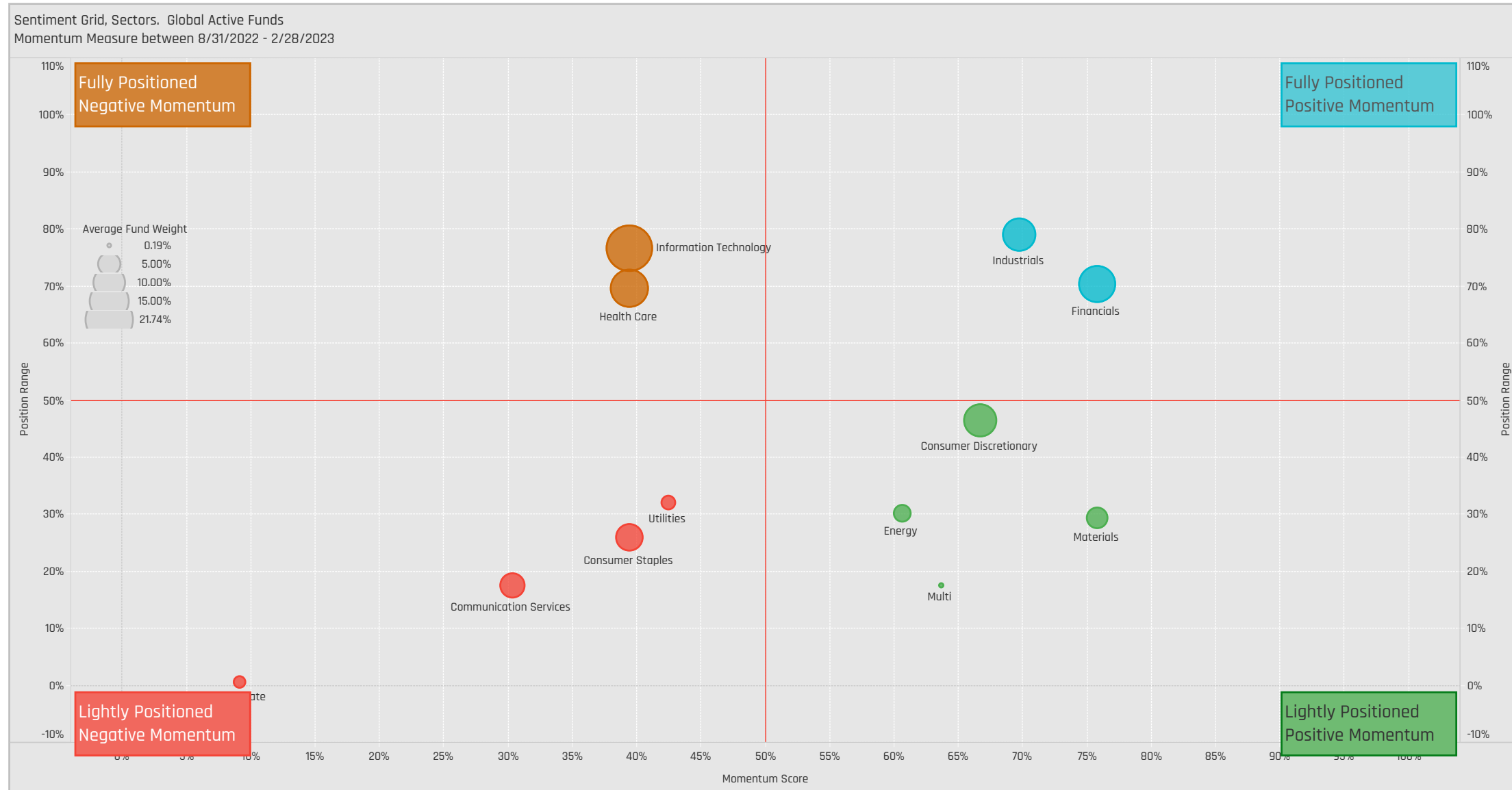
Fund Name	New or C.	Sector	Fund Weight, %	Weight Change, %
Touchstone Strategic Trust - Non-US ESG Equit..		Industrials	29.72%	17.40%
Liontrust Investment Funds I - Global Innovatio..		Information Technology	40.75%	11.33%
DWS Concept DJE Globale Aktien		Information Technology	23.17%	7.96%
Baillie Gifford Investment Funds II ICVC - Global..		Information Technology	24.19%	7.18%
Ninety One Glob. Strat. Fd. - Global Value Equity ..		Industrials	25.91%	6.62%
Handelsbanken Global Tema		Industrials	24.69%	6.41%
Artisan Global Discovery Fund		Information Technology	38.64%	6.00%
Artisan Global Equity Fund		Energy	10.57%	-7.01%
SEB Fund 1 - Global Climate Opportunity Fund		Information Technology	9.85%	-7.04%
Fidelity Inv. Trust - Worldwide Fund		Information Technology	21.21%	-7.46%
Swedbank Robur Kapitalinvest		Information Technology	21.87%	-7.66%
Swedbank Robur Allemansfond Komplet		Information Technology	27.14%	-7.95%
Touchstone Strategic Trust - Non-US ESG Equit..		Information Technology	14.72%	-8.65%
Janus Henderson Global Equity Fund		Information Technology	14.89%	-14.81%

Sensitive Sectors: Largest Fund Flows, \$ 8/31/2022 - 2/28/2023

Fund Name	New or Cla..	Sector	Fund AUM, \$	Fund Flows, \$
American Funds New Perspective Fund		Energy	\$5,387M	\$2,036.2M
American Funds New Perspective Fund		Industrials	\$12,689M	\$568.7M
St. James's Place Unit Trust - Global Value		Information Technology	\$1,655M	\$393.9M
Morgan Stanley Inv. Fds. - Global Brands Fund		Industrials	\$1,044M	\$355.6M
American Funds New Economy Fund		Information Technology	\$7,084M	\$321.2M
Franklin Mutual Ser. Fds. - Global Discovery Fund		Energy	\$713M	\$257.0M
Swedbank Robur Globalfond		Communication Services	\$534M	\$234.1M
UniGlobal		Industrials	\$817M	(\$410.9M)
UniGlobal		Information Technology	\$2,623M	(\$445.2M)
Swedbank Robur Allemansfond Komplet		Information Technology	\$2,064M	(\$452.5M)
American Funds New Economy Fund		Communication Services	\$1,535M	(\$527.5M)
St. James's Place International Equity Unit Trust		Information Technology	\$1,960M	(\$578.5M)
American Funds New Perspective Fund		Communication Services	\$5,772M	(\$1,005.7M)
American Funds New Perspective Fund		Information Technology	\$20,284M	(\$1,888.7M)

Sector Sentiment Grid

We combine the latest Sector positioning, long-term positioning and short-term fund activity in the 'Sentiment Grid', below. The Y-Axis measures where today's ownership levels in each Sector sit relative to the long-term range. We calculate the Z-Score of today's average weight, funds invested % and funds O/W %, relative to all monthly observations in our fund history (going back to 9/30/2012). A figure close to 100% would indicate today's positioning is close to its maximum ever level, a figure close to zero, the lowest. The X-axis provides a measure of short-term fund activity, or 'Momentum', by looking at the changes in average weight, funds invested % and funds o/w % between 8/31/2022 and 2/28/2023, relative to each Sector. A figure above 50% means a Sector has seen relative increases in ownership, a figure below 50% indicates a relative decrease in positioning. The size of the bubble represents the average weight of each Sector.



Position Range: Average of:
Z-Score Average Weight vs history
Z-Score Funds Invested % vs history
Z-Score Funds O/W % vs history

Momentum Score: Average of:
Change in Average Weight (Percentile vs Peers)
Change in Funds Invested % (Percentile vs Peers)
Change in Funds O/W % (Percentile vs Peers)

Country / Sector Allocations



Country/Sector Allocations

Country Sectors: Average Fund Weights

Region	Country	Defensive			Cyclical			Sensitive				
		Consumer Staples	Health Care	Utilities	Consumer Discretion.	Financials	Materials	Real Estate	Information Technol.	Communication Ser.	Energy	Industrials
Americas	United States	3.25%	9.21%	0.96%	5.43%	6.29%	1.42%	0.93%	0.00%	3.81%	1.31%	4.60%
	Canada	0.09%	0.01%	0.05%	0.29%	0.62%	0.38%	0.02%	0.33%	0.11%	0.30%	0.39%
	Brazil	0.05%	0.01%	0.02%	0.02%	0.09%	0.03%	0.00%	0.01%	0.02%	0.03%	0.03%
EMEA	United Kingdom	1.39%	0.89%	0.19%	0.40%	0.82%	0.79%	0.06%	0.44%	0.22%	0.44%	0.83%
	Switzerland	0.58%	1.25%	0.00%	0.18%	0.41%	0.18%	0.01%	0.20%	0.06%	0.00%	0.22%
	France	0.66%	0.57%	0.08%	1.21%	0.47%	0.22%	0.02%	0.24%	0.17%	0.32%	1.24%
	Germany	0.08%	0.59%	0.10%	0.64%	0.50%	0.16%	0.03%	0.52%	0.21%	0.01%	0.34%
	Netherlands	0.30%	0.12%		0.18%	0.30%	0.20%	0.00%	1.16%	0.24%	0.01%	0.20%
	Sweden	0.04%	0.01%	0.00%	0.11%	0.20%	0.07%	0.00%	0.11%	0.02%		0.53%
	Denmark	0.07%	1.02%	0.09%	0.02%	0.08%	0.05%	0.00%	0.01%			0.26%
	Spain		0.02%	0.16%	0.12%	0.14%	0.02%	0.00%	0.12%	0.01%	0.05%	0.12%
	Italy	0.01%	0.02%	0.12%	0.18%	0.16%	0.04%		0.00%	0.00%	0.06%	0.05%
	Ireland	0.07%	0.02%	0.01%	0.26%	0.08%	0.14%	0.00%	0.00%			0.50%
	Russia	0.04%			0.00%	0.01%	0.01%			0.00%	0.01%	0.00%
	Saudi Arabia	0.00%	0.00%	0.00%	0.00%	0.00%	0.00%	0.00%	0.00%	0.00%	0.00%	0.00%
	South Africa	0.02%	0.00%		0.01%	0.04%	0.03%	0.00%	0.00%	0.04%	0.00%	0.00%
Asia	Japan	0.27%	0.41%	0.04%	0.65%	0.43%	0.21%	0.12%	1.12%	0.38%	0.04%	1.00%
	China & HK	0.12%	0.09%	0.07%	0.72%	0.96%	0.04%	0.10%	0.05%	0.46%	0.03%	0.26%
	Taiwan	0.00%	0.00%		0.01%	0.02%	0.00%		1.08%	0.01%	0.00%	0.02%
	Australia	0.01%	0.23%	0.01%	0.04%	0.11%	0.21%	0.04%	0.02%	0.03%	0.05%	0.10%
	South Korea	0.04%	0.01%	0.00%	0.06%	0.12%	0.03%		0.63%	0.04%	0.00%	0.02%
	India	0.01%	0.01%	0.01%	0.05%	0.66%	0.01%	0.02%	0.07%	0.01%	0.05%	0.01%
	Singapore	0.01%		0.00%	0.05%	0.34%	0.00%	0.04%	0.01%	0.02%		0.02%

Country Sectors: Funds Invested %

Region	Country	Defensive			Cyclical			Sensitive				
		Consumer Staples	Health Care	Utilities	Consumer Discretion.	Financials	Materials	Real Estate	Information Technol.	Communication Ser.	Energy	Industrials
Americas	United States	78.93%	96.35%	49.16%	92.70%	92.42%	59.83%	50.00%	98.80%	85.96%	46.07%	90.73%
	Canada	13.48%	1.12%	11.52%	29.21%	36.24%	29.49%	6.18%	25.56%	14.89%	23.88%	31.74%
	Brazil	6.74%	4.21%	5.34%	4.78%	12.36%	5.34%	0.56%	3.65%	3.37%	4.78%	5.34%
EMEA	United Kingdom	62.36%	54.49%	19.38%	33.43%	48.88%	50.56%	8.99%	34.27%	26.69%	29.49%	50.28%
	Switzerland	36.52%	64.61%	0.28%	16.01%	34.55%	15.45%	4.49%	18.54%	10.39%	0.28%	25.56%
	France	37.92%	44.10%	11.80%	55.90%	35.11%	19.94%	5.62%	27.53%	16.57%	22.75%	61.52%
	Germany	8.71%	41.29%	11.80%	43.26%	32.30%	17.70%	7.87%	33.71%	21.63%	1.69%	31.18%
	Netherlands	23.60%	17.13%		18.82%	24.72%	21.07%	1.97%	63.65%	21.63%	2.25%	21.63%
	Sweden	5.90%	3.37%	1.40%	16.57%	15.45%	12.64%	2.53%	14.33%	6.18%		35.96%
	Denmark	8.43%	46.63%	8.15%	5.90%	7.02%	6.46%	0.28%	3.09%			24.44%
	Spain		3.93%	18.54%	13.48%	17.70%	1.69%	0.56%	8.99%	3.09%	10.11%	19.38%
	Italy	5.62%	6.46%	17.13%	13.48%	19.10%	4.21%		0.28%	1.12%	12.36%	8.71%
	Ireland	7.30%	5.90%	1.69%	17.98%	6.46%	15.45%	0.28%	0.28%			30.90%
	Russia	6.74%			0.56%	1.12%	2.53%			0.28%	1.69%	0.28%
	Saudi Arabia	0.00%	0.00%	0.56%	0.28%	1.69%	0.84%	0.56%	0.28%	0.84%	0.84%	0.28%
	South Africa	2.81%	0.00%		2.53%	7.30%	7.30%	0.00%	0.28%	4.49%	0.00%	0.28%
Asia	Japan	28.65%	41.01%	9.83%	46.35%	33.71%	25.84%	21.35%	62.64%	33.15%	10.11%	61.80%
	China & HK	19.10%	12.64%	14.04%	45.79%	54.21%	7.30%	18.82%	11.24%	33.71%	7.58%	29.78%
	Taiwan	1.40%	1.12%		3.09%	4.49%	1.69%		63.93%	2.25%	0.00%	5.06%
	Australia	7.02%	19.66%	1.69%	9.55%	17.70%	24.44%	10.11%	4.78%	8.99%	11.24%	17.98%
	South Korea	5.90%	3.09%	0.56%	9.27%	11.52%	5.62%		40.17%	7.58%	1.97%	6.46%
	India	3.09%	3.65%	3.37%	4.78%	30.90%	3.09%	2.25%	8.99%	3.65%	5.90%	3.65%
	Singapore	5.34%		1.12%	9.27%	28.09%	0.56%	7.58%	4.21%	5.62%		8.15%

Defensive Country/Sectors: Largest Fund Weights, %

Fund Name	Country Sector	Weight
LO Funds - Golden Age	United States Health Care	24.32%
Seligson & Co. Global Top 25 Brands Fu..	United States Consumer St..	23.53%
M&G (Lux) Investment Funds 1 - Positiv..	United States Health Care	22.21%
JOHCM Umbrella Fund Plc - Global Sele..	United States Health Care	21.72%
Delaware Global Value Equity Fund	United States Consumer St..	21.52%
NN (L) - Global Equity Impact Opportuni..	United States Health Care	21.47%
Fundsmith Equity Fund	United States Consumer St..	21.44%
Fidelity Funds SICAV - Global Demogra..	United States Health Care	21.05%
Morgan Stanley Invnt. Fds. - Global Quali..	United States Health Care	20.29%
Morgan Stanley Invnt. Fds. - Global Bran..	United States Health Care	19.98%
Baillie Gifford Investment Funds ICVC - ..	United States Health Care	19.53%
Nordea Invest Globale UdbytteAktier	United States Health Care	19.24%
DPAM B - Equities World Sustainable	United States Health Care	18.91%
AXA Framlington Global Thematics	United States Health Care	18.33%
Artemis Global Select Fund	United States Health Care	17.62%

Cyclical Country/Sectors: Largest Fund Weights, %

Fund Name	Country Sector	Weight
GAMAX Funds - Junior	United States Consumer Dis..	27.69%
Skagen Global	United States Financials	22.77%
St. James's Place Unit Trust - Global	United States Financials	21.02%
Artisan Global Value Fund	United States Financials	20.28%
Invesco Global Invnt. Ser. - Global Equity..	United States Financials	19.40%
Castle Focus Fund	United States Financials	19.29%
Maj Invest Value Aktier	United States Consumer Dis..	18.40%
Sarasin IE Global Equity Opportunities ..	United States Consumer Dis..	17.20%
Sarasin IE Global Equity Opportunities ..	United States Consumer Dis..	17.13%
Fidelity Funds SICAV - Global Focus Fu..	United States Financials	16.79%
Franklin Mutual Ser. Fds. - Quest Fund	United States Financials	16.72%
Skagen Focus	Canada Materials	16.64%
Multicooperation SICAV - Julius Baer E..	United States Financials	15.88%
Fidelity Inv. Trust - Worldwide Fund	United States Financials	15.62%
Longleaf Partners Global Fund	United States Consumer Dis..	15.43%

Sensitive Country/Sectors: Largest Fund Weights, %

Fund Name	Country Sector	Weight
Guinness Atkinson Global Innovators F..	United States Information T..	47.60%
GAM Funds - Disruptive Growth	United States Information T..	46.10%
GAM Star Fund Plc - Worldwide Equity	United States Information T..	40.15%
Polen Global Growth Fund	United States Information T..	39.47%
AZ Fund 1 - Equity - Global Growth	United States Information T..	36.08%
Aviva Investors SICAV - Global Equity E..	United States Information T..	32.42%
Artisan Global Discovery Fund	United States Information T..	31.79%
Virtus SGA Global Growth Fund	United States Information T..	30.96%
Ninety One Glb. Strat. Fd. - Global Fran..	United States Information T..	30.72%
Baron Global Advantage Fund	United States Information T..	30.14%
GAMCO Global Growth Fund	United States Information T..	29.94%
Ninety One Glb. Strat. Fd. - Global Quali..	United States Information T..	29.70%
UBS (D) Equity Fund - Global Opportuni..	United States Information T..	29.66%
Ninety One Glb. Strat. Fd. - Global Quali..	United States Information T..	29.04%
Allianz Interglobal	United States Information T..	28.55%

Country/Sector Allocations Relative to Benchmark

Country Sectors: Average Fund Weights vs ACWI												
Region	Country	Defensive			Cyclical			Sensitive				
		Consumer Staples	Health Care	Utilities	Consumer Discretionary	Financials	Materials	Real Estate	Information Technology	Communication Services	Energy	Industrials
Americas	United States	-0.05%	-0.03%	-0.70%	-1.60%	-0.59%	0.03%	-0.73%	-1.38%	-0.64%	-1.38%	-0.44%
	Canada	0.01%	0.01%	-0.04%	0.02%	-0.51%	0.04%	0.02%	0.17%	0.01%	-0.28%	-0.05%
	Brazil	-0.01%	0.00%	-0.02%	-0.01%	-0.03%	-0.09%	0.00%	0.00%	0.01%	-0.06%	-0.01%
EMEA	United Kingdom	0.65%	0.31%	0.04%	0.16%	0.07%	0.15%	0.02%	0.29%	0.06%	-0.17%	0.35%
	Switzerland	0.01%	0.40%	0.00%	0.01%	-0.02%	-0.01%	0.01%	0.06%	0.03%	0.00%	-0.04%
	France	0.35%	0.28%	-0.01%	0.55%	0.11%	0.07%	0.00%	0.07%	0.08%	0.06%	0.59%
	Germany	0.03%	0.14%	0.02%	0.25%	0.12%	0.02%	-0.01%	0.24%	0.07%	0.01%	0.15%
	Netherlands	0.17%	0.05%		0.01%	0.13%	0.08%	-0.02%	0.54%	0.16%	0.01%	0.14%
	Sweden	0.02%	-0.01%	0.00%	0.02%	0.00%	0.03%	-0.01%	0.05%	-0.01%		0.21%
	Denmark	0.01%	0.56%	0.05%	0.01%	0.04%	0.04%	0.00%	0.01%			0.10%
	Spain		0.01%	0.00%	0.07%	-0.09%	0.02%	0.00%	0.07%	-0.04%	-0.02%	0.01%
	Italy	0.01%	0.00%	0.01%	0.11%	-0.05%	0.03%		0.00%	-0.01%	-0.03%	0.04%
	Ireland	0.04%	0.01%	0.00%	0.17%	0.06%	0.07%	0.00%	0.00%			0.32%
Russia	-0.02%			0.00%	0.01%	0.01%			0.00%	0.01%	0.00%	
South Africa	0.01%	0.00%		-0.02%	-0.10%	-0.07%	-0.01%	0.00%	-0.05%	-0.01%	0.00%	
Saudi Arabia	-0.01%	-0.01%	-0.02%	0.00%	-0.19%	-0.10%	-0.01%	0.00%	-0.03%	-0.04%	0.00%	
Asia	Japan	-0.04%	-0.11%	-0.01%	-0.27%	-0.23%	-0.13%	-0.05%	0.25%	0.04%	-0.01%	-0.21%
	China & HK	-0.11%	-0.15%	-0.10%	-0.19%	0.12%	-0.05%	-0.24%	-0.18%	-0.23%	-0.13%	-0.08%
	Taiwan	-0.04%	0.00%		-0.02%	-0.18%	-0.16%		0.00%	-0.03%	0.00%	-0.08%
	Australia	-0.10%	0.02%	-0.01%	-0.06%	-0.59%	-0.22%	-0.06%	0.00%	0.00%	-0.07%	0.00%
	South Korea	0.01%	-0.05%	0.00%	-0.09%	0.02%	-0.09%		-0.05%	0.03%	-0.01%	-0.08%
	India	-0.11%	-0.03%	-0.04%	-0.09%	0.30%	-0.16%	0.02%	-0.17%	-0.02%	-0.10%	-0.08%
	Singapore	-0.01%		0.00%	0.00%	0.14%	0.00%	-0.03%	0.01%	-0.01%		-0.04%

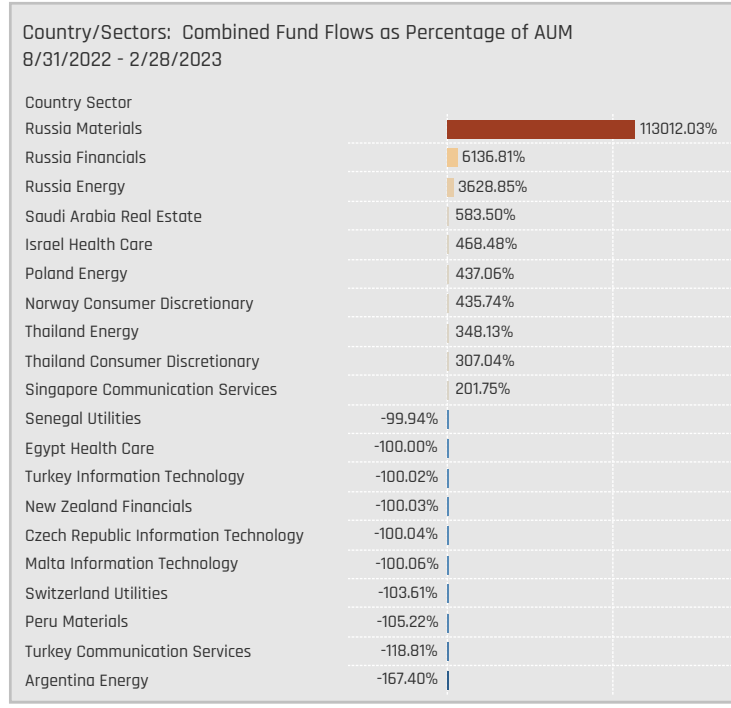
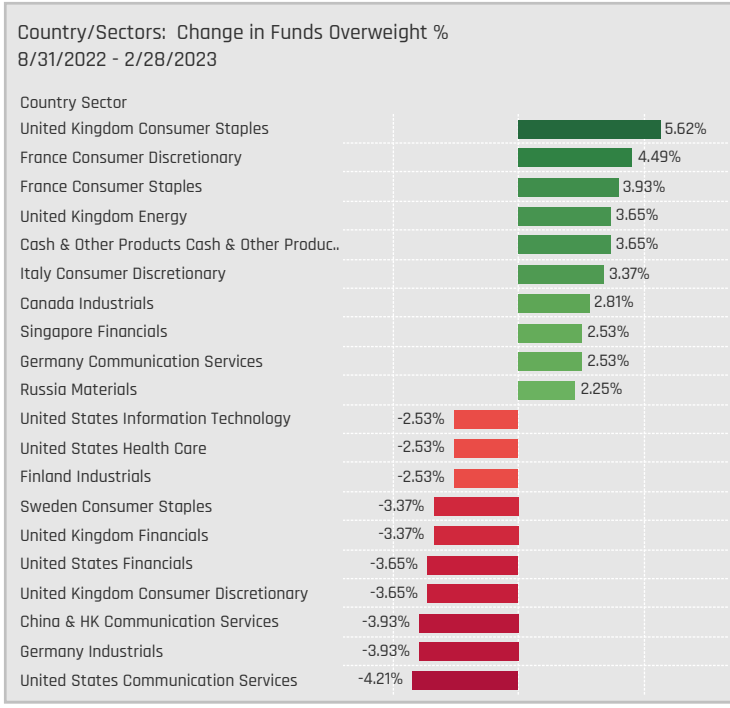
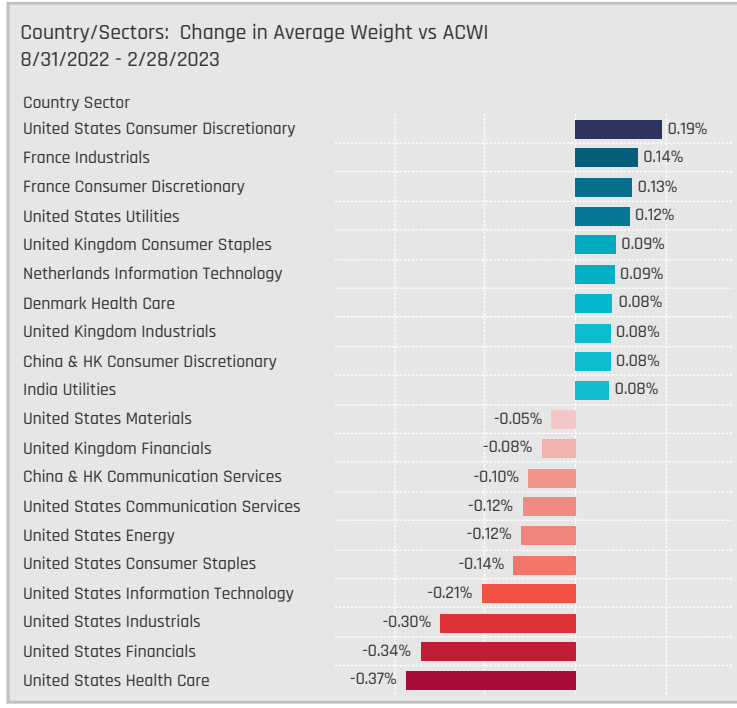
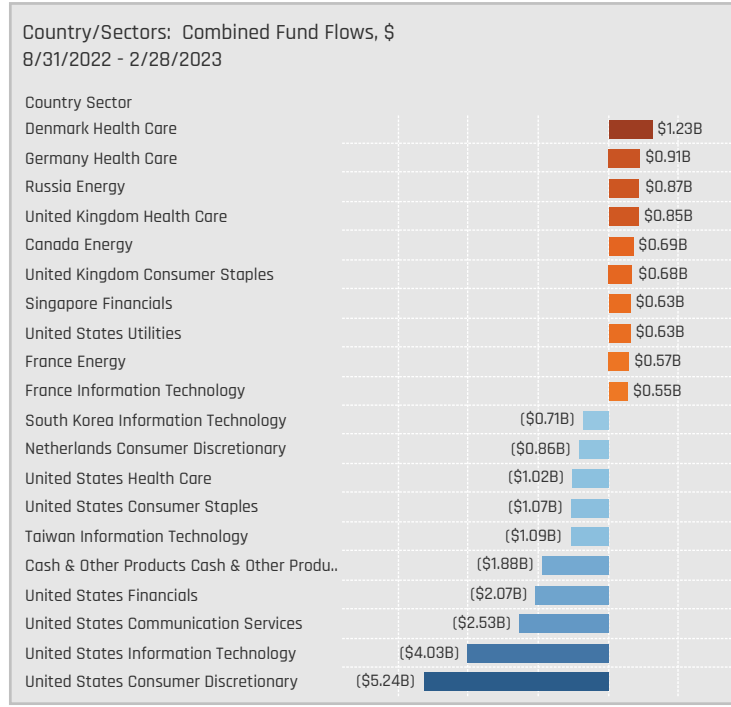
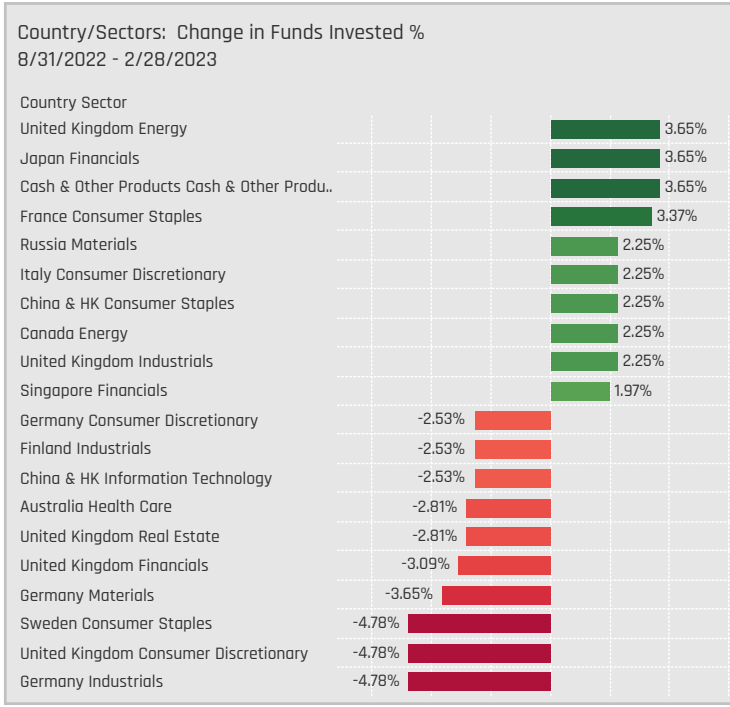
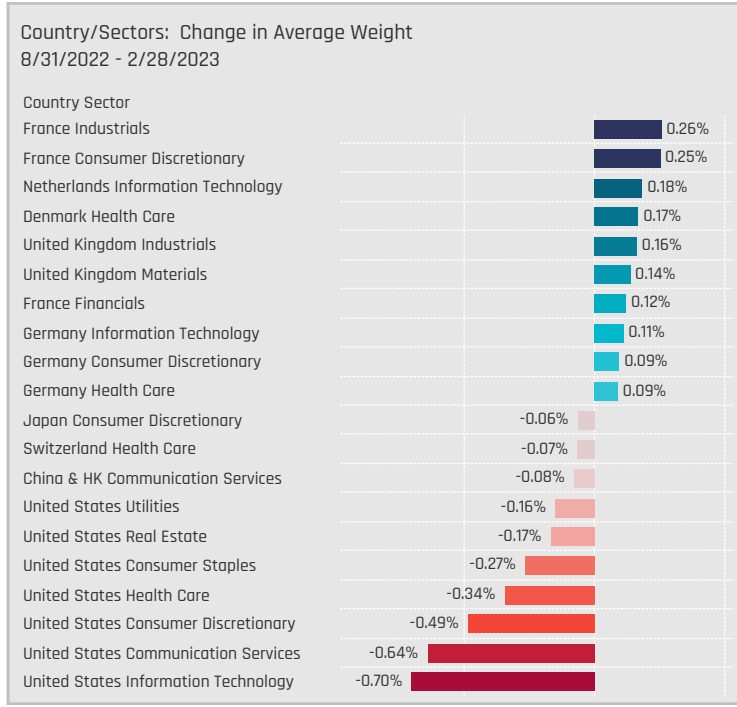
Country Sectors: Percentage of Funds Overweight the ACWI												
Region	Country	Defensive			Cyclical			Sensitive				
		Consumer Staples	Health Care	Utilities	Consumer Discretionary	Financials	Materials	Real Estate	Information Technology	Communication Services	Energy	Industrials
Americas	United States	38.76%	58.99%	22.75%	28.09%	42.42%	39.04%	23.88%	42.98%	35.11%	22.47%	39.61%
	Canada	11.80%	1.12%	8.99%	21.63%	20.51%	21.07%	6.18%	20.22%	12.92%	14.61%	22.19%
	Brazil	5.62%	3.65%	4.21%	4.78%	10.11%	4.21%	0.56%	3.37%	3.37%	3.65%	5.06%
EMEA	United Kingdom	53.37%	44.10%	15.73%	28.65%	35.39%	37.36%	8.15%	30.34%	22.75%	22.19%	39.04%
	Switzerland	29.49%	51.97%	0.28%	12.36%	24.44%	12.64%	4.49%	13.48%	9.83%	0.28%	18.54%
	France	33.43%	38.48%	10.96%	46.63%	28.93%	16.01%	4.78%	22.75%	14.89%	19.94%	47.75%
	Germany	7.30%	32.30%	10.67%	35.96%	25.28%	13.76%	5.62%	27.81%	18.82%	1.69%	26.69%
	Netherlands	21.91%	13.48%		15.45%	20.79%	18.54%	0.84%	43.54%	20.22%	2.25%	21.07%
	Sweden	5.34%	2.81%	1.40%	12.92%	10.96%	11.24%	1.69%	10.39%	4.78%		28.37%
	Denmark	7.87%	39.89%	8.15%	5.34%	5.62%	5.90%	0.28%	3.09%			21.35%
	Spain		3.37%	15.45%	12.08%	12.92%	1.69%	0.56%	8.99%	1.97%	8.71%	16.01%
	Italy	5.06%	5.90%	15.17%	12.64%	14.89%	3.93%		0.28%	1.12%	9.27%	7.58%
	Ireland	7.30%	5.34%	1.69%	16.85%	6.18%	14.33%	0.28%	0.28%			27.25%
Russia	5.34%			0.56%	1.12%	2.53%			0.28%	1.69%	0.28%	
Saudi Arabia	0.00%	0.00%	0.56%	0.28%	0.28%	0.00%	0.56%	0.28%	0.84%	0.84%	0.28%	
South Africa	2.53%	0.00%		2.25%	4.49%	4.21%	0.00%	0.28%	3.93%	0.00%	0.28%	
Asia	Japan	20.51%	26.40%	7.58%	29.49%	21.35%	19.38%	15.73%	46.91%	25.84%	8.71%	36.24%
	China & HK	10.96%	7.30%	8.43%	22.75%	37.92%	5.34%	7.87%	6.18%	18.54%	4.21%	16.57%
	Australia	4.21%	14.89%	1.40%	6.74%	4.21%	14.33%	5.62%	4.49%	7.58%	7.02%	13.76%
	Taiwan	0.56%	1.12%		2.81%	2.81%	0.28%		42.98%	1.69%	0.00%	2.53%
	South Korea	4.21%	1.69%	0.56%	7.02%	9.55%	4.49%		30.34%	7.58%	1.40%	3.65%
	India	2.25%	3.37%	2.53%	3.37%	27.81%	1.40%	2.25%	5.62%	2.81%	5.34%	1.40%
	Singapore	4.49%		1.12%	7.58%	23.88%	0.56%	5.34%	4.21%	4.49%		5.06%

Defensive Country/Sectors: Largest Over/Underweights, %		
Fund Name	Country Sector	Weight
Seligson & Co. Global Top 25 Br.	United States Consumer Staples	18.23%
Delaware Global Value Equity Fu..	United States Consumer Staples	18.15%
Fundsmith Equity Fund	United States Consumer Staples	18.15%
LD Funds - Golden Age	United States Health Care	16.01%
M&G (Lux) Investment Funds 1 - ..	United States Health Care	13.90%
JOHCM Umbrella Fund Plc - Glob..	United States Health Care	13.41%
NN (L) - Global Equity Impact Op..	United States Health Care	13.16%
Fidelity Funds SICAV - Global De..	United States Health Care	12.74%
MainFirst SICAV - Global Equitie..	United States Health Care	-8.31%
Longleaf Partners Global Fund	United States Health Care	-8.31%
Jupiter Global Fund (The) - Glob..	United States Health Care	-8.31%
FTIF SICAV - Global Climate Cha..	United States Health Care	-8.31%
First Sentier Investors ICVC - St..	United States Health Care	-8.31%
Columbia International Dividend..	United States Health Care	-8.31%
BL - Equities Dividend	United States Health Care	-8.31%
Aberdeen Standard SICAV I - GI..	United States Health Care	-8.31%

Cyclical Country/Sectors: Largest Over/Underweights, %		
Fund Name	Country Sector	Weight
GAMAX Funds - Junior	United States Consumer Discretionary	16.31%
Skagen Focus	Canada Materials	16.31%
Skagen Global	United States Financials	15.89%
St. James's Place Unit Trust - Glo..	United States Financials	14.14%
Artisan Global Value Fund	United States Financials	13.40%
Foord SICAV - Global Equity Fund ..	China & HK Consumer Discretionary	12.97%
Invesco Global Invnt. Ser. - Global E..	United States Financials	12.52%
Castle Focus Fund	United States Financials	12.41%
BlackRock Global Dividend Portfoli..	United States Consumer Discretionary	-7.02%
BL - Equities Dividend	United States Consumer Discretionary	-7.02%
ASN Beleggingsfondsen UCITS NV..	United States Consumer Discretionary	-7.02%
Artemis SmartGARP Global Equity..	United States Consumer Discretionary	-7.02%
Artemis Institutional Global Capit..	United States Consumer Discretionary	-7.02%
Artemis Global Select Fund	United States Consumer Discretionary	-7.02%
Artemis Global Income Fund	United States Consumer Discretionary	-7.02%
AEGON ASSET Mgmt. Invnt. Co. (Irel..	United States Consumer Discretionary	-7.02%

Sensitive Country/Sectors: Largest Over/Underweights, %		
Fund Name	Country Sector	Weight
Guinness Atkinson Global Innovato..	United States Information Technol..	29.41%
GAM Funds - Disruptive Growth	United States Information Technol..	23.46%
GAM Star Fund Plc - Worldwide Eq..	United States Information Technol..	22.78%
Polen Global Growth Fund	United States Information Technol..	19.39%
AZ Fund 1 - Equity - Global Growth	United States Information Technol..	15.73%
Aviva Investors SICAV - Global Equ..	United States Information Technol..	15.10%
Artisan Global Discovery Fund	United States Information Technol..	14.27%
Virtus SGA Global Growth Fund	United States Information Technol..	-14.47%
Delaware Global Value Fund	United States Information Technol..	-14.68%
Artisan Global Value Fund	United States Information Technol..	-14.80%
Artisan Global Equity Fund	United States Information Technol..	-14.80%
Davis Global Fund	United States Information Technol..	-14.80%
St. James's Place Unit Trust - Glob..	United States Information Technol..	-14.91%
LD Funds - Golden Age	United States Information Technol..	-14.95%
Wasatch Global Value Fund	United States Information Technol..	-15.53%
Delaware Global Value Equity Fund	United States Information Technol..	-16.68%

Country/Sector Allocation Changes [Aggregate]



Country/Sector Allocation Changes [Fund Level]

Defensive Country/Sectors: Largest Changes in Fund Weight, %, 8/31/2022 - 2/28/2023

Fund Name	New or C.	Country Sector	Fund Weight, %	Weight Change, %
Fidelity Inv. Funds - Global Focus Fund		United States Health Care	16.14%	4.90%
Franklin Mutual Ser. Fds. - Quest Fund		United States Health Care	8.25%	4.44%
Delaware Global Equity Fund		United Kingdom Consumer Staples	7.70%	4.08%
Fidelity Advisor Global Capital Appreciation Fund		United States Health Care	5.53%	3.89%
MassMutual Premier Global Fund		Denmark Health Care	3.95%	3.83%
AZ Fund 1 - Equity - Global Growth		United States Health Care	7.40%	3.80%
Artemis Global Income Fund		United States Health Care	5.12%	3.75%
Fidelity Series Intrinsic Opportunities Fund		United States Health Care	16.46%	-4.17%
DWS Concept DJE Globale Aktien		United States Health Care	1.35%	-4.19%
Delaware Global Equity Fund		United States Consumer Staples	14.29%	-4.79%
DWS Invest - CROCI Global Dividends		United States Health Care	7.00%	-6.62%
SEB Aktiesparfond		United States Health Care	10.07%	-7.20%
Seligson & Co. Global Top 25 Brands Fund		United States Consumer Staples	23.53%	-7.52%
Touchstone Strategic Trust - Non-US ESG Equit..	Close	United States Health Care	0.00%	-10.33%

Defensive Country/Sectors: Largest Fund Flows, \$, 8/31/2022 - 2/28/2023

Fund Name	New or Cl.	Country Sector	Fund AUM, \$	Fund Flows, \$
American Funds New Perspective Fund		Denmark Health Care	\$2,846M	\$1,009.8M
American Funds Capital World Growth & Incom..		United States Health Care	\$9,731M	\$547.3M
American Funds Capital World Growth & Incom..		Denmark Health Care	\$699M	\$425.5M
American Funds New Perspective Fund		United States Health Care	\$11,298M	\$380.5M
American Funds Capital World Growth & Incom..		United States Consumer Staples	\$3,678M	\$376.5M
American Funds New Economy Fund		United States Health Care	\$4,385M	\$362.0M
American Funds Capital World Growth & Incom..		Japan Health Care	\$1,265M	\$342.3M
American Funds New Economy Fund		China & HK Utilities	\$4M	(\$210.4M)
American Funds Capital World Growth & Incom..		France Health Care	\$131M	(\$310.7M)
American Funds Capital World Growth & Incom..	Close	United Kingdom Utilities		(\$379.9M)
DWS Top Dividende		United States Consumer Staples	\$642M	(\$468.2M)
Old Westbury Large Cap Strategies Fund		United States Health Care	\$2,014M	(\$491.4M)
Morgan Stanley Inv. Fds. - Global Brands Fund		United States Consumer Staples	\$2,688M	(\$557.7M)
Fidelity Series Intrinsic Opportunities Fund		United States Health Care	\$772M	(\$780.2M)

Cyclical Country/Sectors: Largest Changes in Fund Weight, %, 8/31/2022 - 2/28/2023

Fund Name	New or C.	Country Sector	Fund Weight, %	Weight Change, %
Fidelity Inv. Trust - Worldwide Fund		United States Financials	15.62%	8.53%
Artisan Global Equity Fund		China & HK Consumer Discretionary	8.22%	7.28%
Janus Henderson Global Equity Fund		United States Consumer Discretion..	8.97%	6.87%
S&W Aubrey Capital Mgmt. Inv. Funds - Global ..	New	China & HK Consumer Discretionary	5.95%	5.95%
American Century Focused Global Growth Fund	New	United States Materials	5.10%	5.10%
Thornburg Global Opportunities Fund		France Financials	5.09%	4.82%
GAM Funds - Disruptive Growth		China & HK Consumer Discretionary	6.28%	4.67%
Janus Henderson Global Equity Fund	Close	United Kingdom Consumer Discretio..	0.00%	-5.25%
Baron Global Advantage Fund		United States Consumer Discretion..	3.01%	-5.53%
Janus Henderson Global Equity Fund		United States Financials	6.00%	-6.07%
Castle Focus Fund		United States Financials	19.29%	-7.02%
Longleaf Partners Global Fund	Close	Netherlands Financials	0.00%	-8.07%
PGIM Jennison Global Opportunities Fund		United States Consumer Discretion..	4.30%	-9.14%
Touchstone Strategic Trust - Non-US ESG Equit..	Close	United States Financials	0.00%	-13.36%

Cyclical Country/Sectors: Largest Fund Flows, \$, 8/31/2022 - 2/28/2023

Fund Name	New or Cl.	Country Sector	Fund AUM, \$	Fund Flows, \$
Old Westbury Large Cap Strategies Fund		United States Financials	\$2,357M	\$54.6M
American Funds Capital World Growth & Incom..		Japan Materials	\$578M	\$411.7M
American Funds Capital World Growth & Incom..	New	Singapore Consumer Discretionary	\$318M	\$309.0M
American Funds Capital World Growth & Incom..	New	Singapore Financials	\$322M	\$303.9M
DWS Top Dividende		United States Financials	\$1,157M	\$299.4M
Franklin Mutual Ser. Fds. - Global Discovery Fund		United States Financials	\$1,099M	\$292.5M
American Funds Capital World Growth & Incom..		United States Materials	\$1,095M	\$279.8M
PGIM Jennison Global Opportunities Fund		United States Consumer Discretiona..	\$200M	(\$363.0M)
American Funds Capital World Growth & Incom..		United States Real Estate	\$700M	(\$425.7M)
American Funds New Perspective Fund		Netherlands Consumer Discretionary	\$528M	(\$517.5M)
First Eagle Global Fund		United States Financials	\$2,771M	(\$547.8M)
Fidelity Series Intrinsic Opportunities Fund		United States Financials	\$459M	(\$602.0M)
American Funds Capital World Growth & Incom..		United States Financials	\$5,116M	(\$606.0M)
American Funds New Perspective Fund		United States Consumer Discretiona..	\$8,130M	(\$3,481.1M)

Sensitive Country/Sectors: Largest Changes in Fund Weight, %, 8/31/2022 - 2/28/2023

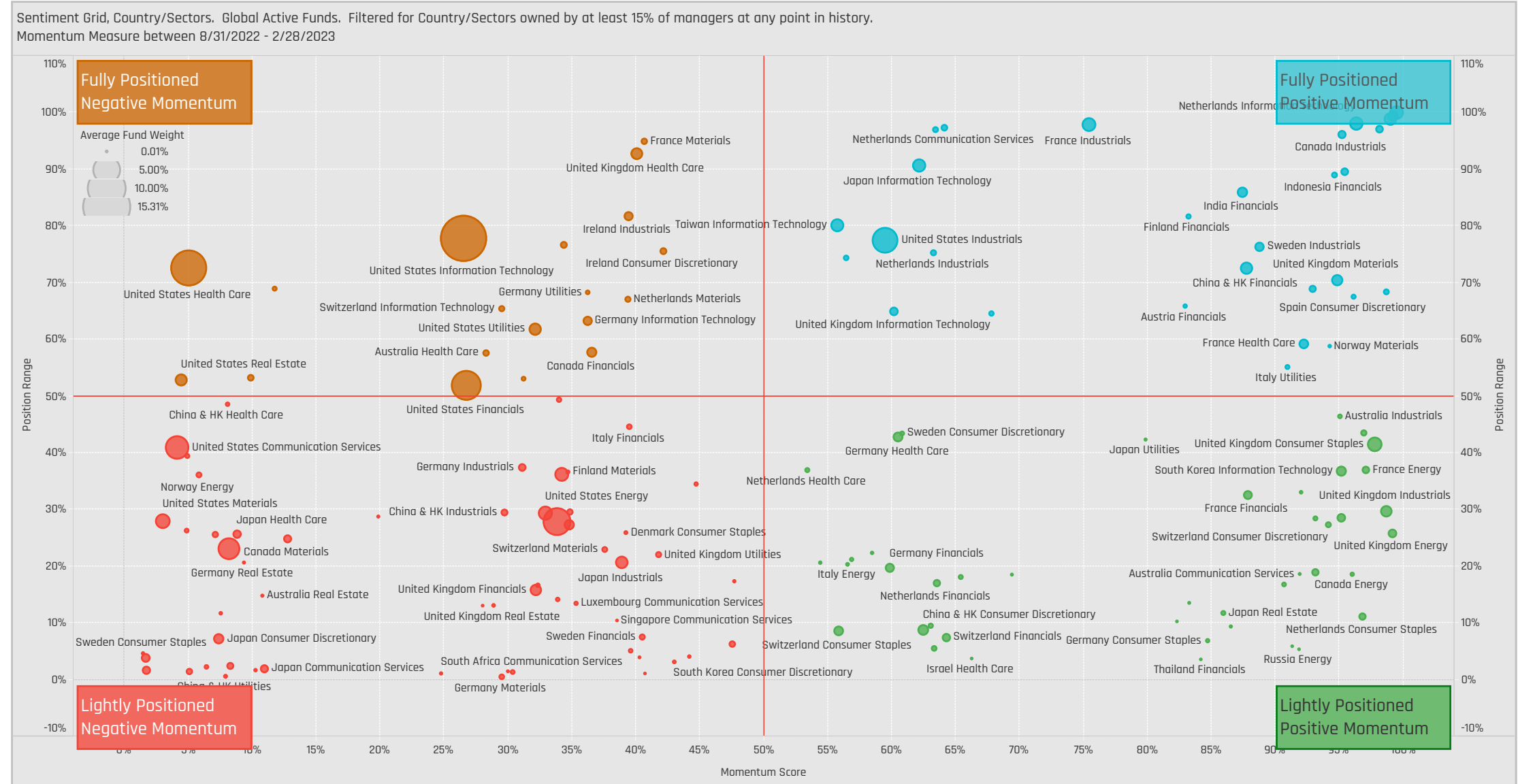
Fund Name	New or C.	Country Sector	Fund Weight, %	Weight Change, %
Artisan Global Discovery Fund		United States Information Technolog..	31.79%	6.01%
GAM Funds - Disruptive Growth		United States Information Technolog..	45.10%	5.57%
Janus Henderson Global Equity Fund	New	United States Energy	5.24%	5.24%
Liontrust Investment Funds I - Global Innovatio..		United States Information Technolog..	26.82%	5.22%
Ninety One Glob. Strat. Fd. - Global Value Equity ..		United Kingdom Industrials	10.47%	5.10%
S&W Aubrey Capital Mgmt. Inv. Funds - Global ..		United Kingdom Industrials	7.99%	4.95%
Touchstone Strategic Trust - Non-US ESG Equit..		Japan Industrials	6.50%	4.52%
SEB Aktiesparfond		United States Information Technolog..	21.09%	-6.26%
Brown Advisory Global Leaders Fund		United States Information Technolog..	21.30%	-6.54%
Causeway Global Value Fund		United States Industrials	9.02%	-6.81%
Columbia Select Global Equity Fund		United States Information Technolog..	20.88%	-7.11%
Fidelity Inv. Trust - Worldwide Fund		United States Information Technolog..	16.87%	-7.46%
Touchstone Strategic Trust - Non-US ESG Equit..		United States Information Technolog..	3.86%	-10.88%
Janus Henderson Global Equity Fund		United States Information Technolog..	7.29%	-14.85%

Sensitive Country/Sectors: Largest Fund Flows, \$, 8/31/2022 - 2/28/2023

Fund Name	New or Cl.	Country Sector	Fund AUM, \$	Fund Flows, \$
American Funds New Perspective Fund		United States Industrials	\$5,357M	\$513.0M
American Funds New Perspective Fund		Canada Energy	\$1,143M	\$536.7M
American Funds New Perspective Fund		Russia Energy	\$489M	\$455.1M
American Funds New Perspective Fund		France Energy	\$776M	\$458.9M
American Funds Capital World Growth & Incom..		Japan Information Technology	\$1,388M	\$413.7M
American Funds Capital World Growth & Incom..	New	Russia Energy	\$405M	\$405.4M
American Funds Capital World Growth & Incom..		France Information Technology	\$795M	\$385.1M
American Funds New Perspective Fund		South Korea Information Technology	\$303M	(\$448.8M)
UniGlobal		United States Information Technology	\$2,065M	(\$452.1M)
St. James's Place International Equity Unit Trust		United States Information Technology	\$1,535M	(\$520.5M)
American Funds Capital World Growth & Incom..		United States Communication Servic..	\$3,113M	(\$692.8M)
American Funds New Perspective Fund		United States Information Technology	\$11,357M	(\$782.0M)
American Funds Capital World Growth & Incom..		United States Information Technology	\$10,387M	(\$800.4M)
American Funds New Perspective Fund		United States Communication Servic..	\$4,338M	(\$1,571.1M)

Country/Sector Sentiment Grid

We combine the latest country/sector positioning, long-term positioning and short-term fund activity in the 'Sentiment Grid', below. The Y-Axis measures where today's ownership levels in each country/sector sit relative to the long-term range. We calculate the Z-Score of today's average weight, funds invested % and funds O/W %, relative to all monthly observations in our fund history (going back to 9/30/2012). A figure close to 100% would indicate today's positioning is close to its maximum ever level, a figure close to zero, the lowest. The X-axis provides a measure of short-term fund activity, or 'Momentum', by looking at the changes in average weight, funds invested % and funds o/w % between 8/31/2022 and 2/28/2023, relative to each country/sector. A figure above 50% means a country/sector has seen relative increases in ownership, a figure below 50% indicates a relative decrease in positioning. The size of the bubble represents the average weight of each country/sector.



Position Range: Average of:
 Z-Score Average Weight vs history
 Z-Score Funds Invested % vs history
 Z-Score Funds O/W % vs history

Momentum Score: Average of:
 Change in Average Weight (Percentile vs Peers)
 Change in Funds Invested % (Percentile vs Peers)
 Change in Funds O/W % (Percentile vs Peers)

Stock Allocations

Stock Holdings Snapshot, Americas

Americas: Aggregate Stock Holdings Data, Ranked by Most Widely Held.

Ticker	Stock Name	Funds Invested %	Average Weight	Vs Benchmark	Fund AUM, \$
MSFT-US	Microsoft Corporation	75.56%	2.73%	-0.29%	\$27,803.54M
GOOGL-US	Alphabet Inc. Class A	49.44%	1.05%	0.13%	\$8,494.93M
UNH-US	UnitedHealth Group Incorporated	44.94%	0.78%	0.04%	\$8,344.28M
AMZN-US	Amazon.com, Inc.	44.94%	0.92%	-0.54%	\$7,563.89M
V-US	Visa Inc. Class A	44.38%	1.02%	0.39%	\$9,521.31M
AAPL-US	Apple Inc.	43.26%	1.34%	-2.72%	\$10,792.02M
MA-US	Mastercard Incorporated Class A	38.48%	0.78%	0.25%	\$5,734.15M
TMO-US	Thermo Fisher Scientific Inc.	34.27%	0.62%	0.25%	\$6,225.42M
MRK-US	Merck & Co., Inc.	33.71%	0.51%	0.06%	\$3,112.00M
JNJ-US	Johnson & Johnson	32.58%	0.46%	-0.21%	\$3,641.14M
ADBE-US	Adobe Incorporated	32.58%	0.39%	0.13%	\$2,677.04M
JPM-US	JPMorgan Chase & Co.	31.46%	0.48%	-0.24%	\$6,368.44M
ACN-US	Accenture Plc Class A	30.62%	0.38%	0.11%	\$3,401.27M
NVDA-US	NVIDIA Corporation	30.06%	0.57%	-0.41%	\$4,674.20M
GOOG-US	Alphabet Inc. Class C	30.06%	0.56%	-0.29%	\$6,301.95M
META-US	Meta Platforms Inc. Class A	29.49%	0.44%	-0.23%	\$7,229.55M
PG-US	Procter & Gamble Company	28.93%	0.34%	-0.23%	\$2,398.11M
CSCO-US	Cisco Systems, Inc.	28.37%	0.35%	0.00%	\$2,170.99M
ABBV-US	AbbVie, Inc.	28.09%	0.36%	-0.09%	\$2,941.22M
BMJ-US	Bristol-Myers Squibb Company	27.53%	0.30%	0.04%	\$2,310.33M
TXN-US	Texas Instruments Incorporated	27.25%	0.33%	0.05%	\$2,240.79M
LLY-US	Eli Lilly and Company	26.40%	0.31%	-0.11%	\$4,631.17M
ELV-US	Elevance Health, Inc.	26.40%	0.35%	0.14%	\$3,306.16M
PEP-US	PepsiCo, Inc.	26.12%	0.35%	-0.05%	\$2,979.49M
DHR-US	Danaher Corporation	26.12%	0.38%	0.09%	\$3,994.42M

Americas: Top Stock Holdings, %

Fund Name	Ticker	Stock Name	Value (%)
Mundoval Fund	MA-US	Mastercard Incorporated Class A	10.91%
Ninety One Glb. Strat. Fd. - Global Quality Equity Fund	V-US	Visa Inc. Class A	9.76%
Invesco Global Growth Fund	GOOGL-US	Alphabet Inc. Class A	9.60%
MassMutual Premier Global Fund	GOOGL-US	Alphabet Inc. Class A	9.58%
Morgan Stanley Invt. Fds. - Global Opportunity Fund	UBER-US	Uber Technologies, Inc.	9.38%
Ninety One Glb. Strat. Fd. - Global Franchise Fund	V-US	Visa Inc. Class A	9.33%
UBS (D) Equity Fund - Global Opportunity	MSFT-US	Microsoft Corporation	9.29%
AZ Fund 1 - Equity - Global Growth	AAPL-US	Apple Inc.	9.28%
Castle Focus Fund	BRK.B-US	Berkshire Hathaway Inc. Class B	9.28%
Mundoval Fund	AAPL-US	Apple Inc.	9.05%
Invesco Global Invt. Ser. - Global Focus Fund (UK)	META-US	Meta Platforms Inc. Class A	9.02%
Ariel Global Fund	MSFT-US	Microsoft Corporation	8.94%
Morgan Stanley Invt. Fds. - Global Brands Fund	MSFT-US	Microsoft Corporation	8.73%
GAM Funds - Disruptive Growth	MSFT-US	Microsoft Corporation	8.58%
Polen Global Growth Fund	MSFT-US	Microsoft Corporation	8.33%
AZ Fund 1 - Equity - Global Growth	MSFT-US	Microsoft Corporation	8.14%
GAM Star Fund Plc - Worldwide Equity	MSFT-US	Microsoft Corporation	8.10%
Fundsmith Equity Fund	MSFT-US	Microsoft Corporation	8.07%
Columbia Select Global Equity Fund	MSFT-US	Microsoft Corporation	8.02%
Scottish Mortgage Investment Trust Plc	MRNA-US	Moderna, Inc.	7.97%
Threadneedle (Lux) - Global Focus Fund	MSFT-US	Microsoft Corporation	7.78%
BNY Mellon Worldwide Growth Fund	MSFT-US	Microsoft Corporation	7.77%
Baillie Gifford Investment Funds ICVC - Positive Change Fund	MELI-US	MercadoLibre, Inc.	7.77%
Brown Advisory Funds Plc - Global Leaders	MSFT-US	Microsoft Corporation	7.65%
Ariel Global Fund	GILD-US	Gilead Sciences, Inc.	7.39%

Americas: Aggregate Stock Holdings Data, Largest Overweight Holdings

Ticker	Stock Name	Vs Benchmark	Average Weight	Funds Invested %	Fund AUM, \$
V-US	Visa Inc. Class A	0.39%	1.02%	44.38%	\$9,521.31M
TMO-US	Thermo Fisher Scientific Inc.	0.25%	0.62%	34.27%	\$6,225.42M
INTU-US	Intuit Inc.	0.25%	0.43%	25.84%	\$2,779.49M
MA-US	Mastercard Incorporated Class A	0.25%	0.78%	38.48%	\$5,734.15M
ICE-US	Intercontinental Exchange, Inc.	0.16%	0.26%	17.70%	\$1,961.08M
ELV-US	Elevance Health, Inc.	0.14%	0.35%	26.40%	\$3,306.16M
SCHW-US	Charles Schwab Corp	0.14%	0.32%	19.10%	\$2,694.53M
BSX-US	Boston Scientific Corporation	0.14%	0.24%	13.76%	\$1,530.91M
ADBE-US	Adobe Incorporated	0.13%	0.39%	32.58%	\$2,677.04M
GOOGL-US	Alphabet Inc. Class A	0.13%	1.05%	49.44%	\$8,494.93M

Americas: Top Stock Holdings, \$

Fund Name	Ticker	Stock Name	Value (\$)
American Funds New Perspective Fund	MSFT-US	Microsoft Corporation	\$4,247M
American Funds Capital World Growth & Income Fund	AVGO-US	Broadcom Inc.	\$3,208M
American Funds Capital World Growth & Income Fund	MSFT-US	Microsoft Corporation	\$2,955M
American Funds New Perspective Fund	TSLA-US	Tesla Inc	\$2,686M
American Funds Capital World Growth & Income Fund	VALE3-BR	Vale S.A.	\$2,407M
Fundsmith Equity Fund	MSFT-US	Microsoft Corporation	\$2,363M
American Funds Capital World Growth & Income Fund	UNH-US	UnitedHealth Group Incorporated	\$2,101M
American Funds New Perspective Fund	META-US	Meta Platforms Inc. Class A	\$1,824M
Morgan Stanley Invt. Fds. - Global Brands Fund	MSFT-US	Microsoft Corporation	\$1,799M
American Funds Capital World Growth & Income Fund	PM-US	Philip Morris International Inc.	\$1,784M
Fundsmith Equity Fund	IDXX-US	IDEXX Laboratories, Inc.	\$1,614M
First Eagle Global Fund	ORCL-US	Oracle Corporation	\$1,613M
First Eagle Global Fund	XDM-US	Exxon Mobil Corporation	\$1,589M
Fundsmith Equity Fund	PM-US	Philip Morris International Inc.	\$1,513M
Morgan Stanley Invt. Fds. - Global Brands Fund	PM-US	Philip Morris International Inc.	\$1,495M
Fundsmith Equity Fund	SYK-US	Stryker Corporation	\$1,458M
American Funds Capital World Growth & Income Fund	ABT-US	Abbott Laboratories	\$1,451M
American Funds New Perspective Fund	AVGO-US	Broadcom Inc.	\$1,448M
American Funds Capital World Growth & Income Fund	CNQ-CA	Canadian Natural Resources Limited	\$1,433M
American Funds New Perspective Fund	JPM-US	JPMorgan Chase & Co.	\$1,355M
Morgan Stanley Invt. Fds. - Global Brands Fund	V-US	Visa Inc. Class A	\$1,354M
American Funds New Perspective Fund	LLY-US	Eli Lilly and Company	\$1,330M
Fundsmith Equity Fund	EL-US	Estee Lauder Companies Inc. Class A	\$1,323M
Scottish Mortgage Investment Trust Plc	MRNA-US	Moderna, Inc.	\$1,277M

Americas: Aggregate Stock Holdings Data, Largest Underweight Holdings

Ticker	Stock Name	Vs Benchmark	Average Weight	Funds Invested %	Fund AUM, \$
AAPL-US	Apple Inc.	-2.72%	1.34%	43.26%	\$10,792.02M
TSLA-US	Tesla Inc	-0.70%	0.23%	21.07%	\$5,225.23M
XDM-US	Exxon Mobil Corporation	-0.59%	0.19%	14.89%	\$3,274.74M
AMZN-US	Amazon.com, Inc.	-0.54%	0.92%	44.94%	\$7,563.89M
BRK.B-US	Berkshire Hathaway Inc. Class B	-0.47%	0.21%	13.48%	\$1,721.71M
NVDA-US	NVIDIA Corporation	-0.41%	0.57%	30.06%	\$4,674.20M
CVX-US	Chevron Corporation	-0.38%	0.15%	13.76%	\$1,667.76M
MSFT-US	Microsoft Corporation	-0.29%	2.73%	75.56%	\$27,803.54M
GOOG-US	Alphabet Inc. Class C	-0.29%	0.56%	30.06%	\$6,301.95M
HD-US	Home Depot, Inc.	-0.28%	0.23%	21.91%	\$3,346.31M

Stock Holdings Activity, Americas

Americas: Aggregate Stock Holdings Changes - Largest Increases in Funds Invested %, 8/31/2022 - 2/28/2023

Ticker	Stock Name	Funds Invested % Δ	Average Weight Δ	Average Wgt vs Benchmark Δ	Fund Flows, \$
ENPH-US	Enphase Energy, Inc.	3.37%	0.00%	0.02%	\$42.10M
UNH-US	UnitedHealth Group Incorporated	3.37%	-0.11%	-0.01%	\$56.95M
GILD-US	Gilead Sciences, Inc.	2.81%	0.06%	0.03%	\$377.69M
FICO-US	Fair Isaac Corporation	2.81%	0.02%	0.01%	(\$12.75M)
APD-US	Air Products and Chemicals, Inc.	2.81%	0.02%	0.01%	\$214.11M
HUM-US	Humana Inc.	2.53%	0.01%	0.01%	(\$130.23M)
HRB-US	H&R Block, Inc.	2.53%	0.00%	0.00%	\$18.42M
TMUS-US	T-Mobile US, Inc.	2.53%	0.01%	-0.01%	\$174.13M
MCK-US	McKesson Corporation	2.53%	-0.03%	-0.02%	\$93.64M
CP-CA	Canadian Pacific Railway Limited	2.53%	0.02%	0.02%	\$309.35M
CALM-US	Cal-Maine Foods, Inc.	2.25%	0.01%	0.01%	\$8.30M
LLY-US	Eli Lilly and Company	2.25%	-0.02%	-0.02%	(\$117.24M)
PCAR-US	PACCAR Inc	1.97%	0.01%	0.00%	\$30.31M
VLD-US	Valero Energy Corporation	1.97%	0.02%	0.01%	\$114.43M
MRK-US	Merck & Co., Inc.	1.97%	0.08%	0.00%	\$47.73M
MELI-US	MercadoLibre, Inc.	1.97%	0.08%	0.05%	(\$16.11M)
CDNS-US	Cadence Design Systems, Inc.	1.97%	0.01%	0.01%	\$56.47M
ABNB-US	Airbnb, Inc. Class A	1.97%	0.02%	-0.01%	(\$51.25M)
PEP-US	PepsiCo, Inc.	1.69%	0.00%	0.01%	(\$112.51M)
SNPS-US	Synopsys, Inc.	1.69%	0.00%	0.00%	\$446.55M
CI-US	Cigna Corporation	1.69%	0.00%	0.00%	(\$298.52M)
MAR-US	Marriott International, Inc. Class A	1.69%	0.01%	0.01%	(\$6.61M)
CTAS-US	Cintas Corporation	1.69%	0.00%	0.00%	\$13.38M
CNC-US	Centene Corporation	1.69%	-0.02%	0.00%	\$389.62M
CAH-US	Cardinal Health, Inc.	1.69%	-0.01%	-0.01%	(\$25.76M)

Americas: Largest Fund Level Changes in Stock Weight, %, 8/31/2022 - 2/28/2023

Fund Name	Ticker	Stock Name	New or Close..	Weight Change
Franklin Mutual Ser. Fds. - Quest Fund	HZNP-US	Horizon Therapeutics Public..	New	5.31%
Janus Henderson Global Equity Fund	MPC-US	Marathon Petroleum Corpa..	New	5.24%
Eaton Vance Focused Global Opportunities Fund	JPM-US	JPMorgan Chase & Co.	New	4.34%
Janus Henderson Global Equity Fund	FCX-US	Freeport-McMoRan, Inc.	New	3.75%
Frontier MFG Global Plus Fund	INTU-US	Intuit Inc.	New	3.65%
Fidelity Inv. Trust - Worldwide Fund	FISV-US	Fiserv, Inc.	New	3.57%
Seligson & Co. Global Top 25 Brands Fund	AMZN-US	Amazon.com, Inc.	New	3.50%
Fidelity Inv. Funds - Global Focus Fund	UNH-US	UnitedHealth Group Incorpo..	New	3.50%
Sanlam Universal Fds. Plc - Global High Quality Fund	TMO-US	Thermo Fisher Scientific Inc.	New	3.40%
St. James's Place Unit Trust - Sust. & Responsible ..	BSX-US	Boston Scientific Corporati..	New	3.30%
Danske Invest Global Sustainable Future - Akkumul..	TMO-US	Thermo Fisher Scientific Inc.	New	3.30%
Columbia Threadneedle (UK) ICVC - Sustainable Op..	NVDA-US	NVIDIA Corporation	New	3.30%
Ninety One Glb. Strat. Fd. - Global Equity	MSFT-US	Microsoft Corporation		-3.83%
DWS Concept DJE Globale Aktien	AMZN-US	Amazon.com, Inc.		-3.86%
Vanguard Global ESG Select Stock Fund	SBUX-US	Starbucks Corporation	Close	-4.09%
Sarasin Funds ICVC - Global Dividend Fund	NEE-US	NextEra Energy, Inc.	Close	-4.15%
Mundoval Fund	AAPL-US	Apple Inc.		-4.56%
GAM Funds - Disruptive Growth	GOOGL-US	Alphabet Inc. Class A	Close	-4.86%
American Century Focused Global Growth Fund	GOOGL-US	Alphabet Inc. Class A	Close	-4.93%
Castle Focus Fund	Y-US	Alleghany Corporation	Close	-5.20%
Sanlam Universal Fds. Plc - Global High Quality Fund	ELV-US	Elevance Health, Inc.	Close	-5.23%
Baron Global Advantage Fund	AMZN-US	Amazon.com, Inc.	Close	-5.54%
PGIM Jennison Global Opportunities Fund	TSLA-US	Tesla Inc		-5.58%
Longleaf Partners Global Fund	LUMN-US	Lumen Technologies, Inc.		-8.24%

Americas: Aggregate Stock Holdings Changes - Largest Decreases in Funds Invested %, 8/31/2022 - 2/28/2023

Ticker	Stock Name	Funds Invested % Δ	Average Weight Δ	Average Wgt vs Benchmark Δ	Fund Flows, \$
META-US	Meta Platforms Inc. Class A	-7.58%	-0.05%	-0.08%	(\$378.64M)
MU-US	Micron Technology, Inc.	-3.65%	-0.01%	-0.01%	(\$240.71M)
EXR-US	Extra Space Storage Inc.	-3.37%	-0.01%	0.00%	(\$11.27M)
AMZN-US	Amazon.com, Inc.	-3.09%	-0.42%	0.14%	(\$1,276.05M)
ADBE-US	Adobe Incorporated	-3.09%	-0.09%	-0.04%	(\$1,007.48M)
ABMD-US	ABIOMED, Inc.	-2.81%	-0.02%	0.00%	(\$222.49M)
HPQ-US	HP Inc.	-2.81%	-0.01%	-0.01%	(\$85.53M)
Y-US	Alleghany Corporation	-2.81%	-0.02%	-0.01%	(\$334.33M)
INTC-US	Intel Corporation	-2.81%	-0.05%	0.00%	(\$171.93M)
GOOGL-US	Alphabet Inc. Class A	-2.53%	-0.37%	-0.14%	(\$1,245.93M)
CHTR-US	Charter Communications, Inc. Class A	-2.53%	-0.02%	-0.01%	\$31.04M
CSCO-US	Cisco Systems, Inc.	-2.53%	0.01%	0.00%	(\$128.12M)
BKR-US	Baker Hughes Company Class A	-2.25%	-0.01%	-0.02%	(\$82.40M)
CM-IL	Cummins Inc.	-2.25%	-0.01%	-0.02%	(\$10.70M)
DRE-US	Duke Realty Corporation	-2.25%	-0.01%	0.04%	(\$25.77M)
QCOM-US	QUALCOMM Incorporated	-2.25%	-0.03%	-0.01%	(\$127.56M)
VZ-US	Verizon Communications Inc.	-2.25%	-0.03%	0.00%	\$100.30M
EW-US	Edwards Lifesciences Corporation	-1.97%	-0.03%	-0.01%	(\$144.23M)
PYPL-US	PayPal Holdings, Inc.	-1.97%	-0.04%	0.00%	\$73.33M
CTXS-US	Citrix Systems, Inc.	-1.97%	-0.01%	0.02%	(\$24.41M)
FNV-CA	Franco-Nevada Corporation	-1.97%	-0.01%	-0.01%	(\$40.85M)
TROW-US	T. Rowe Price Group	-1.97%	0.00%	0.00%	(\$6.26M)
TWTR-US	Twitter, Inc.	-1.97%	-0.01%	0.04%	(\$70.81M)
WFG-CA	West Fraser Timber Co. Ltd.	-1.97%	0.00%	0.00%	(\$10.84M)
BAX-US	Baxter International Inc.	-1.97%	-0.03%	-0.02%	(\$85.09M)

Americas: Largest Fund Level Stock Inflows/Outflows, \$, 8/31/2022 - 2/28/2023

Fund Name	Ticker	Stock Name	New or Close..	Flow
Old Westbury Large Cap Strategies Fund	XLF-US	Financial Select Sector SPD..	New	\$533M
American Funds New Perspective Fund	ALNY-US	Alynam Pharmaceuticals, Inc		\$310M
DWS Top Dividende	USB-US	U.S. Bancorp	New	\$299M
American Funds New Perspective Fund	SNPS-US	Synopsys, Inc.	New	\$295M
American Funds Capital World Growth & Income Fu..	BA-US	Boeing Company		\$292M
American Funds Capital World Growth & Income Fu..	UNH-US	UnitedHealth Group Incorpor..		\$281M
American Funds Capital World Growth & Income Fu..	GILD-US	Gilead Sciences, Inc.		\$279M
American Funds New Perspective Fund	MS-US	Morgan Stanley		\$278M
American Funds Capital World Growth & Income Fu..	CVS-US	CVS Health Corporation		\$262M
American Funds Capital World Growth & Income Fu..	NVDA-US	NVIDIA Corporation	New	\$253M
Morgan Stanley Inv. Fds. - Global Brands Fund	EFX-US	Equifax Inc.		\$251M
American Funds Capital World Growth & Income Fu..	DLTR-US	Dollar Tree, Inc.		\$251M
American Funds Capital World Growth & Income Fu..	GOOG-US	Alphabet Inc. Class C		(\$327M)
DWS Top Dividende	PG-US	Procter & Gamble Company		(\$349M)
American Funds Capital World Growth & Income Fu..	AVGO-US	Broadcom Inc.		(\$359M)
American Funds Capital World Growth & Income Fu..	MSFT-US	Microsoft Corporation		(\$370M)
Old Westbury Large Cap Strategies Fund	XLV-US	Health Care Select Sector S..		(\$386M)
Morgan Stanley Inv. Fds. - Global Brands Fund	PM-US	Philip Morris International In..		(\$395M)
American Funds Capital World Growth & Income Fu..	CME-US	CME Group Inc. Class A		(\$435M)
American Funds New Perspective Fund	ADBE-US	Adobe Incorporated		(\$579M)
American Funds New Perspective Fund	GOOGL-US	Alphabet Inc. Class A		(\$640M)
American Funds New Perspective Fund	GOOG-US	Alphabet Inc. Class C		(\$650M)
American Funds New Perspective Fund	AMZN-US	Amazon.com, Inc.		(\$873M)
American Funds New Perspective Fund	TSLA-US	Tesla Inc		(\$2,224M)

Stock Sentiment Grid, Americas

We combine the latest Americas stock positioning, long-term positioning and short-term fund activity in the 'Sentiment Grid', below. The Y-Axis measures where today's ownership levels in each stock sit relative to the long-term range. We calculate the Z-Score of today's average weight, funds invested % and funds O/W %, relative to all monthly observations in our fund history (going back to 9/30/2012). A figure close to 100% would indicate today's positioning is close to its maximum ever level, a figure close to zero, the lowest. The X-axis provides a measure of short-term fund activity, or 'Momentum', by looking at the changes in average weight, funds invested % and funds o/w % between 8/31/2022 and 2/28/2023, relative to each stock. A figure above 50% means a stock has seen relative increases in ownership, a figure below 50% indicates a relative decrease in positioning. The size of the bubble represents the average weight of each stock.



Stock Holdings Snapshot, EMEA

EMEA: Aggregate Stock Holdings Data, Ranked by Most Widely Held.

Ticker	Stock Name	Funds Invested %	Average Weight	Vs Benchmark	Fund AUM, \$
ASML-NL	ASML Holding NV	41.29%	0.79%	0.35%	\$10,602.66M
ROG-CH	Roche Holding Ltd Dividend Right Cert.	40.45%	0.53%	0.18%	\$4,031.43M
NOVO.B-DK	Novo Nordisk A/S Class B	39.04%	0.83%	0.45%	\$9,508.66M
NESN-CH	Nestle S.A.	34.55%	0.56%	0.02%	\$6,183.64M
MC-FR	LVMH Moet Hennessy Louis Vuitton SE	34.27%	0.68%	0.29%	\$8,804.77M
AZN-GB	AstraZeneca PLC	32.30%	0.48%	0.13%	\$5,856.49M
ULVR-GB	Unilever PLC	31.46%	0.46%	0.25%	\$4,303.92M
SAN-FR	Sanofi	26.69%	0.29%	0.11%	\$2,871.57M
SU-FR	Schneider Electric SE	26.12%	0.43%	0.28%	\$3,194.61M
RKT-GB	Reckitt Benckiser Group plc	23.60%	0.30%	0.22%	\$3,153.96M
LIN-US	Linde plc	23.60%	0.36%	0.05%	\$3,426.25M
OR-FR	L'Oreal S.A.	23.31%	0.39%	0.22%	\$3,754.14M
NOVN-CH	Novartis AG	23.31%	0.33%	0.03%	\$3,054.28M
DGE-GB	Diageo plc	22.47%	0.26%	0.08%	\$1,818.20M
TTE-FR	TotalEnergies SE	22.19%	0.32%	0.06%	\$3,426.53M
SHEL-GB	Shell PLC	22.19%	0.29%	-0.09%	\$3,187.62M
GSK-GB	GSK plc	21.35%	0.18%	0.06%	\$1,269.54M
SAP-DE	SAP SE	20.22%	0.31%	0.12%	\$3,213.29M
BNP-FR	BNP Paribas S.A. Class A	18.26%	0.19%	0.05%	\$1,818.79M
SIE-DE	Siemens AG	17.98%	0.22%	0.02%	\$2,459.53M
REL-GB	RELX PLC	17.42%	0.23%	0.12%	\$2,535.80M
WKL-NL	Walters Kluwer NV	16.29%	0.17%	0.11%	\$1,133.51M
EL-FR	EssilorLuxottica SA	16.29%	0.21%	0.12%	\$2,120.95M
DTE-DE	Deutsche Telekom AG	16.29%	0.18%	0.05%	\$1,669.61M
DPW-DE	Deutsche Post AG	16.01%	0.14%	0.07%	\$749.11M

EMEA: Top Stock Holdings, %

Fund Name	Ticker	Stock Name	Value (%)
C Worldwide - Global Equities	NOVO.B-DK	Novo Nordisk A/S Class B	7.96%
Fundsmith Equity Fund	NOVO.B-DK	Novo Nordisk A/S Class B	7.77%
C Worldwide - Global Equities Ethical	NOVO.B-DK	Novo Nordisk A/S Class B	7.76%
Scottish Mortgage Investment Trust Plc	ASML-NL	ASML Holding NV	7.46%
GuardCap UCITS Funds Plc - Global Equity Fund	NOVO.B-DK	Novo Nordisk A/S Class B	7.43%
Davis Global Fund	DANSKE-DK	Danske Bank A/S	7.30%
Longleaf Partners Global Fund	WBDF-RU	Wimm-Bill-Dann Foods OJSC	7.21%
Mundoval Fund	LVMUY-US	LVMH Moet Hennessy Louis Vuitton SE Unsp..	7.12%
M&G (Lux) Investment Funds 1 - Positive Impact Fund	NOVO.B-DK	Novo Nordisk A/S Class B	7.11%
GuardCap UCITS Funds Plc - Global Equity Fund	EL-FR	EssilorLuxottica SA	7.07%
Invesco Global Invst. Ser. - Global Equity Income Fund (UK)	VRLA-FR	Verallia SAS	7.06%
Mundoval Fund	NOVO.B-DK	Novo Nordisk A/S Class B	6.93%
Morgan Stanley Invst. Fds. - Global Opportunity Fund	DSV-DK	DSV A/S	6.89%
Allianz Global Investors Fund - Global Equity Growth	ASML-NL	ASML Holding NV	6.83%
Baillie Gifford Investment Funds ICVC - Positive Change Fund	ASML-NL	ASML Holding NV	6.79%
Thornburg Global Opportunities Fund	BIRG-IE	Bank of Ireland Group Plc	6.73%
Ninety One Glb. Strat. Fd. - Global Franchise Fund	ASML-NL	ASML Holding NV	6.72%
Longleaf Partners Global Fund	TIGO-SE	Millicom International Cellular SA Swedish D..	6.72%
Polen Global Growth Fund	ICLR-US	ICON Plc	6.70%
Invesco Global Invst. Ser. - Global Focus Fund (UK)	RMS-FR	Hermes International SCA	6.62%
PGIM Jennison Global Opportunities Fund	RMS-FR	Hermes International SCA	6.53%
Baron Global Advantage Fund	DAVA-US	Endava Plc Sponsored ADR Class A	6.47%
Invesco Global Growth Fund	MC-FR	LVMH Moet Hennessy Louis Vuitton SE	6.43%
Ninety One Glb. Strat. Fd. - Global Quality Equity Fund	ASML-NL	ASML Holding NV	6.41%
MassMutual Premier Global Fund	MC-FR	LVMH Moet Hennessy Louis Vuitton SE	6.41%

EMEA: Aggregate Stock Holdings Data, Largest Overweight Holdings

Ticker	Stock Name	Vs Benchmark	Average Weight	Funds Invested %	Fund AUM, \$
NOVO.B-DK	Novo Nordisk A/S Class B	0.45%	0.83%	39.04%	\$9,508.66M
ASML-NL	ASML Holding NV	0.35%	0.79%	41.29%	\$10,602.66M
MC-FR	LVMH Moet Hennessy Louis Vuitton SE	0.29%	0.68%	34.27%	\$8,804.77M
SU-FR	Schneider Electric SE	0.28%	0.43%	26.12%	\$3,194.61M
ULVR-GB	Unilever PLC	0.25%	0.46%	31.46%	\$4,303.92M
RKT-GB	Reckitt Benckiser Group plc	0.22%	0.30%	23.60%	\$3,153.96M
OR-FR	L'Oreal S.A.	0.22%	0.39%	23.31%	\$3,754.14M
ROG-CH	Roche Holding Ltd Dividend Right Cert.	0.18%	0.53%	40.45%	\$4,031.43M
APTV-US	Aptiv PLC	0.16%	0.22%	14.04%	\$1,166.46M
LSEG-GB	London Stock Exchange Group plc	0.14%	0.18%	11.24%	\$1,572.10M

EMEA: Top Stock Holdings, \$

Fund Name	Ticker	Stock Name	Value (\$)
American Funds New Perspective Fund	NOVO.B-DK	Novo Nordisk A/S Class B	\$2,720M
Fundsmith Equity Fund	NOVO.B-DK	Novo Nordisk A/S Class B	\$2,278M
American Funds New Perspective Fund	ASML-NL	ASML Holding NV	\$2,270M
American Funds Capital World Growth & Income Fund	MC-FR	LVMH Moet Hennessy Louis Vuitton SE	\$2,009M
American Funds Capital World Growth & Income Fund	ASML-NL	ASML Holding NV	\$1,769M
Fundsmith Equity Fund	OR-FR	L'Oreal S.A.	\$1,700M
American Funds New Perspective Fund	AZN-GB	AstraZeneca PLC	\$1,591M
Fundsmith Equity Fund	MC-FR	LVMH Moet Hennessy Louis Vuitton SE	\$1,453M
American Funds New Perspective Fund	NESN-CH	Nestle S.A.	\$1,452M
American Funds New Perspective Fund	MC-FR	LVMH Moet Hennessy Louis Vuitton SE	\$1,424M
American Funds Capital World Growth & Income Fund	AIR-FR	Airbus SE	\$1,291M
Scottish Mortgage Investment Trust Plc	ASML-NL	ASML Holding NV	\$1,196M
Morgan Stanley Invst. Fds. - Global Brands Fund	RKT-GB	Reckitt Benckiser Group plc	\$1,192M
Morgan Stanley Invst. Fds. - Global Brands Fund	SAP-DE	SAP SE	\$1,157M
American Funds Capital World Growth & Income Fund	ZURN-CH	Zurich Insurance Group Ltd	\$1,150M
American Funds New Perspective Fund	DSV-DK	DSV A/S	\$1,034M
American Funds New Perspective Fund	AIR-FR	Airbus SE	\$896M
American Funds Capital World Growth & Income Fund	BA-GB	BAE Systems plc	\$884M
American Funds Capital World Growth & Income Fund	AZN-GB	AstraZeneca PLC	\$813M
Fundsmith Equity Fund	AMS-ES	Amadeus IT Group SA Class A	\$795M
American Funds New Perspective Fund	TTE-FR	TotalEnergies SE	\$776M
First Eagle Global Fund	CFR-CH	Compagnie Financiere Richemont SA	\$770M
American Funds Capital World Growth & Income Fund	NESN-CH	Nestle S.A.	\$739M
American Funds New Perspective Fund	RMS-FR	Hermes International SCA	\$736M

EMEA: Aggregate Stock Holdings Data, Largest Underweight Holdings

Ticker	Stock Name	Vs Benchmark	Average Weight	Funds Invested %	Fund AUM, \$
HSBA-GB	HSBC Holdings Plc	-0.18%	0.08%	10.67%	\$353.37M
SHEL-GB	Shell PLC	-0.09%	0.29%	22.19%	\$3,187.62M
BP-GB	BP p.l.c.	-0.09%	0.14%	12.08%	\$2,424.37M
SAN-ES	Banca Santander, S.A.	-0.09%	0.03%	5.06%	\$516.10M
1120-SA	Al Rajhi Bank	-0.08%	0.00%	0.28%	\$2.14M
NBK-KW	National Bank of Kuwait K.S.C.	-0.06%	0.00%	0.00%	\$1.63M
ISP-IT	Intesa Sanpaolo S.p.A.	-0.05%	0.02%	3.93%	\$93.18M
EAND-AE	Emirates Telecommunications Group Compa..	-0.05%	0.00%	0.00%	\$1.33M
GLEN-GB	Glencore plc	-0.05%	0.05%	7.87%	\$659.16M
BBVA-ES	Banco Bilbao Vizcaya Argentaria, S.A.	-0.05%	0.05%	7.30%	\$264.81M

Stock Holdings Activity, EMEA

EMEA: Aggregate Stock Holdings Changes - Largest Increases in Funds Invested %, 8/31/2022 - 2/28/2023

Ticker	Stock Name	Funds Invested % Δ	Average Weight Δ	Average Wgt vs Benchmark Δ	Fund Flows, \$
ULVR-GB	Unilever PLC	5.06%	0.11%	0.09%	\$585.85M
P911-DE	Porsche AG	4.49%	0.03%	0.01%	\$200.57M
SHEL-GB	Shell PLC	2.53%	0.04%	0.00%	\$349.47M
RACE-IT	Ferrari NV	2.25%	0.05%	0.04%	\$13.49M
MC-FR	LVMH Moet Hennessy Louis Vuitton SE	2.25%	0.15%	0.08%	\$315.37M
BAYN-DE	Bayer AG	2.25%	0.02%	0.02%	\$252.99M
LONN-CH	Lonza Group AG	2.25%	0.06%	0.05%	\$270.24M
ENGI-FR	ENGIE SA.	1.97%	0.01%	0.00%	\$62.39M
NOKIA-FI	Nokia Oyj	1.97%	0.00%	0.01%	\$191.37M
DTE-DE	Deutsche Telekom AG	1.69%	0.04%	0.02%	\$169.77M
UMG-NL	Universal Music Group N.V.	1.69%	0.02%	0.01%	\$59.93M
DSY-FR	Dassault Systemes SA	1.69%	0.01%	0.01%	\$101.50M
BN-FR	Danone SA	1.69%	0.02%	0.02%	\$111.55M
NOVO.B-DK	Novo Nordisk A/S Class B	1.40%	0.16%	0.07%	\$1,160.13M
AZN-GB	AstraZeneca PLC	1.40%	0.03%	0.02%	\$519.59M
RKT-GB	Reckitt Benckiser Group plc	1.40%	-0.02%	0.00%	(\$56.49M)
RI-FR	Pernod Ricard SA	1.40%	0.01%	0.01%	\$51.18M
ITX-ES	Industria de Diseno Textil, S.A.	1.40%	0.04%	0.03%	\$9.92M
BA-GB	BAE Systems plc	1.40%	0.02%	0.01%	\$170.58M
NICE-IL	NICE Ltd. (Israel)	1.40%	0.00%	0.00%	\$4.78M
NESTE-FI	Neste Corporation	1.40%	0.00%	0.00%	\$4.63M
ELI-BE	Elia Group SA/NV	1.40%	0.00%	0.00%	\$3.96M
DTG-DE	Daimler Truck Holding AG	1.40%	0.01%	0.00%	\$112.21M
ANE-ES	Corporacion Acciona Energias Renovables SA	1.40%	0.00%	0.00%	\$9.29M
HSBA-GB	HSBC Holdings Plc	1.40%	0.02%	-0.02%	\$42.79M

EMEA: Largest Fund Level Changes in Stock Weight, %, 8/31/2022 - 2/28/2023

Fund Name	Ticker	Stock Name	New or Close..	Weight Change
Thornburg Global Opportunities Fund	BNP-FR	BNP Paribas S.A. Class A		4.82%
Scharf Global Opportunity Fund	HEIO-NL	Heineken Holding N.V.	New	4.78%
Touchstone Strategic Trust - Non-US ESG Equity Fu..	TTE-FR	TotalEnergies SE		4.03%
MassMutual Premier Global Fund	NOVO.B-DK	Novo Nordisk A/S Class B	New	3.95%
Delaware Global Equity Fund	ULVR-GB	Unilever PLC	New	3.92%
Aviva Investors SICAV - Global Equity Endurance Fu..	TEP-FR	Teleperformance SA	New	3.83%
Ninety One Glb. Strat. Fd. - Global Dynamic Fund	RACE-IT	Ferrari NV	New	3.63%
Janus Henderson Global Equity Fund	AZN-GB	AstraZeneca PLC	New	3.57%
Ranmore Global Equity Fund Plc	SBER-RU	Sberbank Russia PJSC	New	3.45%
FTIF SICAV - Franklin Global Growth Fund	SIKA-CH	Sika AG	New	3.29%
Wasatch Global Value Fund	NOVN-CH	Novartis AG	New	3.15%
Artisan Global Discovery Fund	ASND-US	Ascendis Pharma A/S Spon..	New	3.12%
Janus Henderson Global Equity Fund	REL-GB	RELX PLC	Close	-2.96%
Ninety One Glb. Strat. Fd. - Global Dynamic Fund	STE-US	STERIS Plc	Close	-2.99%
Scharf Global Opportunity Fund	POAHY-US	Porsche Automobil Holding ..	Close	-3.01%
SEB Aktiesparfond	INVE.B-SE	Investor AB Class B	Close	-3.16%
SEB Aktiesparfond	ROG-CH	Roche Holding Ltd Dividend..	Close	-3.16%
Janus Henderson Global Equity Fund	ICLR-US	ICDN Plc	Close	-3.35%
Janus Henderson Global Equity Fund	CPG-GB	Compass Group PLC	Close	-3.37%
Virtus NFJ Global Sustainability Fund	SHEL-GB	Shell PLC		-3.64%
Ninety One Glb. Strat. Fd. - Global Quality Dividend ..	SWMA-SE	Swedish Match AB	Close	-3.70%
Janus Henderson Global Equity Fund	NOVO.B-DK	Novo Nordisk A/S Class B	Close	-4.48%
Invesco Global Inv. Ser. - Global Equity Income Fun..	III-GB	3i Group plc	Close	-5.91%
Longleaf Partners Global Fund	EXO-NL	EXOR N.V.	Close	-8.07%

EMEA: Aggregate Stock Holdings Changes - Largest Decreases in Funds Invested %, 8/31/2022 - 2/28/2023

Ticker	Stock Name	Funds Invested % Δ	Average Weight Δ	Average Wgt vs Benchmark Δ	Fund Flows, \$
SWMA-SE	Swedish Match AB	-3.37%	-0.03%	0.02%	(\$54.72M)
ROG-CH	Roche Holding Ltd Dividend Right Cert.	-2.81%	-0.14%	-0.09%	(\$264.14M)
ERIC.B-SE	Telefonaktiebolaget LM Ericsson Class B	-2.53%	-0.02%	-0.01%	(\$71.10M)
HEI-DE	HeidelbergCement AG	-2.25%	0.00%	-0.01%	(\$216.25M)
PRU-GB	Prudential plc	-2.25%	0.02%	0.00%	(\$21.02M)
TEF-ES	Telefonica SA	-2.25%	-0.01%	0.00%	(\$8.76M)
WBDF-RU	Wimm-Bill-Dann Foods OJSC	-2.25%	0.01%	0.00%	(\$8.06M)
KER-FR	Kering SA	-1.97%	0.01%	0.00%	(\$300.03M)
ADM-GB	Admiral Group plc	-1.97%	0.00%	0.00%	\$1.44M
EAPI-FR	Euroapi SA	-1.97%	0.00%	0.00%	(\$3.50M)
KGF-GB	Kingfisher Plc	-1.97%	0.00%	0.00%	(\$5.78M)
DPW-DE	Deutsche Post AG	-1.97%	0.00%	-0.01%	(\$103.31M)
GSK-GB	GSK plc	-1.97%	0.01%	0.00%	(\$86.42M)
1COV-DE	Covestro AG	-1.69%	0.01%	0.00%	\$5.48M
ADEN-CH	Adecco Group AG	-1.69%	0.00%	0.00%	\$5.94M
ADS-DE	adidas AG	-1.69%	-0.03%	-0.02%	(\$120.63M)
ALLEI-SE	Alleima AB	-1.69%	0.00%	0.00%	(\$12.06M)
G-IT	Assicurazioni Generali S.p.A.	-1.69%	0.00%	-0.01%	(\$11.22M)
LLOY-GB	Lloyds Banking Group plc	-1.69%	0.00%	-0.02%	(\$75.81M)
MRK-DE	Merck KGaA	-1.69%	0.00%	0.00%	(\$15.81M)
BMW-DE	Bayerische Motoren Werke AG	-1.40%	0.03%	0.01%	\$39.03M
UBSG-CH	UBS Group AG	-1.40%	0.04%	0.00%	\$110.35M
BDEV-GB	Barratt Developments PLC	-1.40%	0.00%	0.00%	(\$17.19M)
BNR-DE	Brenntag Societas Europaea	-1.40%	-0.01%	-0.01%	\$27.40M
ITV-GB	ITV PLC	-1.40%	0.00%	0.00%	(\$47.12M)

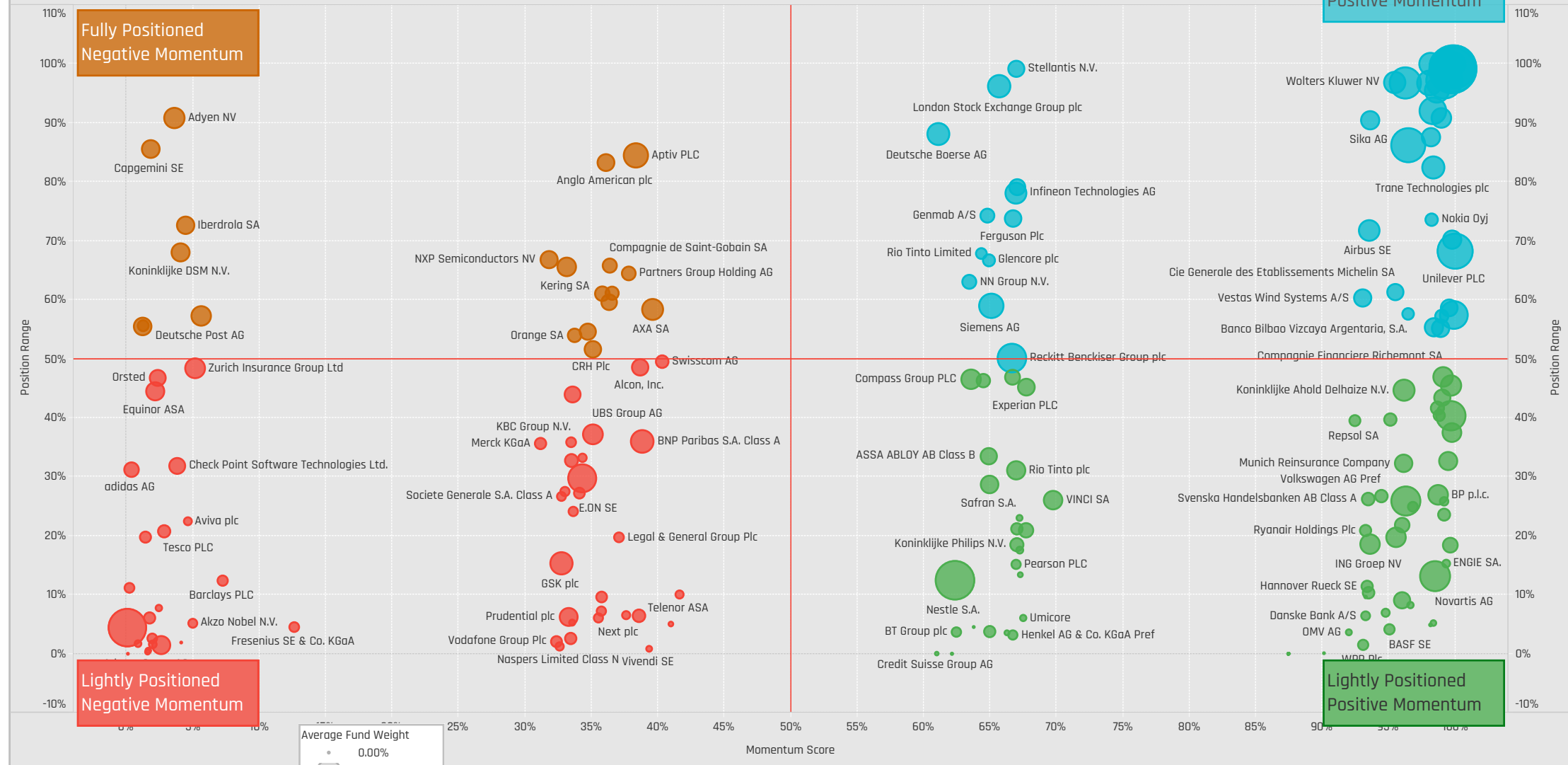
EMEA: Largest Fund Level Stock Inflows/Outflows, \$, 8/31/2022 - 2/28/2023

Fund Name	Ticker	Stock Name	New or Close..	Inflow/Outflow
American Funds New Perspective Fund	NOVO.B-DK	Novo Nordisk A/S Class B		\$999M
American Funds New Perspective Fund	TTE-FR	TotalEnergies SE		\$459M
American Funds Capital World Growth & Income Fu..	NOVO.B-DK	Novo Nordisk A/S Class B		\$426M
American Funds Capital World Growth & Income Fu..	GAZP-RU	Gazprom PJSC	New	\$405M
American Funds Capital World Growth & Income Fu..	AZN-GB	AstraZeneca PLC		\$317M
American Funds New Perspective Fund	ENT-GB	Entain PLC		\$272M
American Funds New Perspective Fund	GAZP-RU	Gazprom PJSC	New	\$267M
American Funds Capital World Growth & Income Fu..	CAP-FR	Capgemini SE		\$248M
American Funds Capital World Growth & Income Fu..	SIE-DE	Siemens AG		\$242M
American Funds New Perspective Fund	ROSN-RU	Rosneft Oil Co.		\$199M
American Funds Capital World Growth & Income Fu..	PUB-FR	Publicis Groupe SA		\$173M
American Funds Capital World Growth & Income Fu..	DSCT-IL	Israel Discount Bank Limited..	New	\$163M
Franklin Mutual Ser. Fds. - Global Discovery Fund	BNP-FR	BNP Paribas S.A. Class A	Close	(\$176M)
American Funds Capital World Growth & Income Fu..	HEIA-NL	Heineken NV	Close	(\$176M)
American Funds New Perspective Fund	STM-FR	STMicroelectronics NV		(\$197M)
American Funds New Perspective Fund	VOLV.B-SE	Volvo AB Class B	Close	(\$201M)
American Funds Capital World Growth & Income Fu..	KBC-BE	KBC Group N.V.		(\$215M)
American Funds Capital World Growth & Income Fu..	STLAM-IT	Stellantis N.V.		(\$276M)
American Funds Capital World Growth & Income Fu..	RIO-GB	Rio Tinto plc		(\$291M)
American Funds Capital World Growth & Income Fu..	INGA-NL	ING Groep NV		(\$307M)
American Funds Capital World Growth & Income Fu..	SAN-FR	Sanofi	Close	(\$311M)
American Funds New Perspective Fund	PRX-NL	Prosus N.V. Class N		(\$343M)
American Funds Capital World Growth & Income Fu..	NG-GB	National Grid plc	Close	(\$380M)
American Funds Capital World Growth & Income Fu..	VOW3-DE	Volkswagen AG Pref	Close	(\$410M)

Stock Sentiment Grid, EMEA

We combine the latest EMEA stock positioning, long-term positioning and short-term fund activity in the 'Sentiment Grid', below. The Y-Axis measures where today's ownership levels in each stock sit relative to the long-term range. We calculate the Z-Score of today's average weight, funds invested % and funds O/W %, relative to all monthly observations in our fund history (going back to 9/30/2012). A figure close to 100% would indicate today's positioning is close to its maximum ever level, a figure close to zero, the lowest. The X-axis provides a measure of short-term fund activity, or 'Momentum', by looking at the changes in average weight, funds invested % and funds o/w % between 8/31/2022 and 2/28/2023, relative to each stock. A figure above 50% means a stock has seen relative increases in ownership, a figure below 50% indicates a relative decrease in positioning. The size of the bubble represents the average weight of each stock.

Sentiment Grid, EMEA Stocks. Global Active Funds. Filtered for stocks owned by at least 15% of managers at any point in history. Momentum Measure between 8/31/2022 - 2/28/2023



Position Range: Average of:
 Z-Score Average Weight vs history
 Z-Score Funds Invested % vs history
 Z-Score Funds O/W % vs history

Momentum Score: Average of:
 Change in Average Weight (Percentile vs Peers)
 Change in Funds Invested % (Percentile vs Peers)
 Change in Funds O/W % (Percentile vs Peers)

Stock Holdings Snapshot, Asia

Asia: Aggregate Stock Holdings Data, Ranked by Most Widely Held.

Ticker	Stock Name	Funds Invested %	Average Weight	Vs Benchmark	Fund AUM, \$
2330-TW	Taiwan Semiconductor Manufacturing Co., L.	47.47%	0.85%	0.14%	\$11,396.72M
1299-HK	AIA Group Limited	36.52%	0.65%	0.43%	\$5,775.98M
6861-JP	Keyence Corporation	25.84%	0.37%	0.21%	\$3,145.04M
005930-KR	Samsung Electronics Co., Ltd.	23.03%	0.32%	-0.06%	\$2,929.32M
6758-JP	Sony Corporation	0.56%	0.01%	0.01%	\$4.45M
	Sony Group Corporation	21.35%	0.25%	0.08%	\$1,953.73M
9432-JP	Nippon Telegraph and Telephone Corporation	21.07%	0.15%	0.09%	\$1,119.67M
700-HK	Tencent Holdings Ltd.	20.79%	0.27%	-0.19%	\$2,278.60M
500180-IN	HDFC Bank Limited	20.51%	0.39%	0.39%	\$2,704.60M
9988-HK	Alibaba Group Holding Ltd.	19.10%	0.22%	-0.07%	\$2,062.43M
005-SG	DBS Group Holdings Ltd	17.70%	0.20%	0.12%	\$1,620.84M
9433-JP	KDDI Corporation	16.57%	0.11%	0.03%	\$741.63M
7974-JP	Nintendo Co., Ltd.	13.76%	0.09%	0.01%	\$475.68M
7741-JP	HOYA CORPORATION	13.20%	0.13%	0.07%	\$749.90M
BHP-AU	BHP Group Ltd	12.92%	0.10%	-0.19%	\$1,279.86M
CSL-AU	CSL Limited	12.64%	0.15%	0.00%	\$919.04M
8035-JP	Tokyo Electron Ltd.	11.80%	0.10%	0.00%	\$1,263.87M
6098-JP	Recruit Holdings Co., Ltd.	11.80%	0.09%	0.03%	\$877.14M
U11-SG	United Overseas Bank Ltd. (Singapore)	11.24%	0.00%	0.01%	\$456.49M
JD-US	JD.com, Inc. Sponsored ADR Class A	10.96%	0.09%	0.02%	\$641.69M
7267-JP	Honda Motor Co., Ltd.	10.96%	0.06%	0.00%	\$440.34M
7203-JP	Toyota Motor Corp.	10.96%	0.09%	-0.17%	\$766.48M
6367-JP	DAIKIN INDUSTRIES, LTD.	10.96%	0.09%	0.00%	\$1,232.56M
4063-JP	Shin-Etsu Chemical Co Ltd	10.96%	0.09%	0.01%	\$1,370.55M
8001-JP	Itochu Corporation	10.67%	0.05%	-0.02%	\$160.49M

Asia: Top Stock Holdings, %

Fund Name	Ticker	Stock Name	%
Eaton Vance Richard Bernstein Equity Strategy Fund	MCHI-US	iShares MSCI China ETF	7.89%
First Sentier Investors ICVC - Stewart Inv. Ww. Leaders Sust.	500520-IN	Mahindra & Mahindra Ltd.	7.54%
Swedbank Robur Globalfond	2330-TW	Taiwan Semiconductor Manufacturing Co., Lt.	7.07%
Morgan Stanley Inv. Fds. - Global Opportunity Fund	500180-IN	HDFC Bank Limited	6.69%
Davis Global Fund	005-SG	DBS Group Holdings Ltd	6.54%
Davis Global Fund	2318-HK	Ping An Insurance (Group) Company of China..	6.05%
Ariel Global Fund	BIDU-US	Baidu Inc Sponsored ADR Class A	5.95%
Baillie Gifford Investment Funds ICVC - Positive Change Fund	2330-TW	Taiwan Semiconductor Manufacturing Co., Lt.	5.43%
Holberg Global	2318-HK	Ping An Insurance (Group) Company of China..	5.27%
Invesco Global Inv. Ser. - Global Focus Fund (UK)	700-HK	Tencent Holdings Ltd.	5.20%
M&G (Lux) Investment Funds 1 - Positive Impact Fund	500180-IN	HDFC Bank Limited	5.18%
Sands Capital Funds Plc - Global Leaders	1299-HK	AIA Group Limited	5.03%
GuardCap UCITS Funds Plc - Global Equity Fund	YUMC-US	Yum China Holdings, Inc.	4.98%
MainFirst SICAV - Global Equities Fund	2330-TW	Taiwan Semiconductor Manufacturing Co., Lt.	4.87%
Schoellerbank Aktienfonds Value	1299-HK	AIA Group Limited	4.87%
Baillie Gifford Investment Funds ICVC - Long Term Global Gr.	PDD-US	Pinduodua, Inc. Sponsored ADR Class A	4.86%
RBC Global Opportunities Fund	1299-HK	AIA Group Limited	4.80%
Invesco Global Inv. Ser. - Global Equity Income Fund (UK)	1299-HK	AIA Group Limited	4.80%
Maj Invest Value Aktier	005930-KR	Samsung Electronics Co., Ltd.	4.51%
First Sentier Investors ICVC - Stewart Inv. Ww. Leaders Sust.	500010-IN	Housing Development Finance Corporation Li..	4.49%
Scharf Global Opportunity Fund	005935-KR	Samsung Electronics Co Ltd Pfd Non-Voting	4.43%
C Worldwide - Global Equities Ethical	6758-JP	Sony Group Corporation	4.40%
Harbor Global Leaders Fund	1299-HK	AIA Group Limited	4.35%
John Hancock Funds II - Global Equity Fund	8316-JP	Sumitomo Mitsui Financial Group, Inc.	4.33%
C Worldwide - Global Equities	500180-IN	HDFC Bank Limited	4.31%

Asia: Aggregate Stock Holdings Data, Largest Overweight Holdings

Ticker	Stock Name	Vs Benchmark	Average Weight	Funds Invested %	Fund AUM, \$
1299-HK	AIA Group Limited	0.43%	0.65%	36.52%	\$5,775.98M
500180-IN	HDFC Bank Limited	0.39%	0.39%	20.51%	\$2,704.60M
6861-JP	Keyence Corporation	0.21%	0.37%	25.84%	\$3,145.04M
2330-TW	Taiwan Semiconductor Manufacturing Co., L.	0.14%	0.85%	47.47%	\$11,396.72M
005-SG	DBS Group Holdings Ltd	0.12%	0.20%	17.70%	\$1,620.84M
9432-JP	Nippon Telegraph and Telephone Corporation	0.09%	0.15%	21.07%	\$1,119.67M
6758-JP	Sony Corporation	0.01%	0.01%	0.56%	\$4.45M
	Sony Group Corporation	0.08%	0.25%	21.35%	\$1,953.73M
7741-JP	HOYA CORPORATION	0.07%	0.13%	13.20%	\$749.90M
005935-KR	Samsung Electronics Co Ltd Pfd Non-Voting	0.07%	0.12%	9.83%	\$804.31M

Asia: Top Stock Holdings, \$

Fund Name	Ticker	Stock Name	\$
American Funds New Perspective Fund	2330-TW	Taiwan Semiconductor Manufacturing Co., Lt.	\$2,559M
American Funds Capital World Growth & Income Fund	2330-TW	Taiwan Semiconductor Manufacturing Co., Lt.	\$2,376M
American Funds New Perspective Fund	1299-HK	AIA Group Limited	\$1,468M
American Funds Capital World Growth & Income Fund	FMG-AU	Fortescue Metals Group Ltd	\$1,063M
American Funds Capital World Growth & Income Fund	1299-HK	AIA Group Limited	\$823M
American Funds Capital World Growth & Income Fund	500247-IN	Kotak Mahindra Bank Limited	\$791M
American Funds New Perspective Fund	500325-IN	Reliance Industries Limited	\$762M
American Funds Capital World Growth & Income Fund	8035-JP	Tokyo Electron Ltd.	\$726M
Morgan Stanley Inv. Fds. - Global Opportunity Fund	500180-IN	HDFC Bank Limited	\$661M
American Funds Capital World Growth & Income Fund	4568-JP	Daiichi Sankyo Company, Limited	\$639M
American Funds New Perspective Fund	4063-JP	Shin-Etsu Chemical Co Ltd	\$594M
Swedbank Robur Globalfond	2330-TW	Taiwan Semiconductor Manufacturing Co., Lt.	\$570M
American Funds New Perspective Fund	8GNE-US	BeiGene Ltd Sponsored ADR	\$545M
American Funds Capital World Growth & Income Fund	6098-JP	Recruit Holdings Co., Ltd.	\$513M
American Funds New Perspective Fund	6367-JP	DAIKIN INDUSTRIES, LTD.	\$493M
American Funds Capital World Growth & Income Fund	500180-IN	HDFC Bank Limited	\$493M
American Funds New Perspective Fund	8031-JP	Mitsui & Co.,Ltd	\$483M
DWS Top Dividende	BHP-AU	BHP Group Ltd	\$481M
First Eagle Global Fund	6954-JP	Fanuc Corporation	\$463M
American Funds New Perspective Fund	532174-IN	ICICI Bank Limited	\$451M
American Funds New Economy Fund	500247-IN	Kotak Mahindra Bank Limited	\$444M
American Funds Capital World Growth & Income Fund	600519-CN	Kweichow Moutai Co., Ltd. Class A	\$441M
DWS Top Dividende	9432-JP	Nippon Telegraph and Telephone Corporation	\$423M
Scottish Mortgage Investment Trust Plc	3690-HK	Meituan Class B	\$420M

Asia: Aggregate Stock Holdings Data, Largest Underweight Holdings

Ticker	Stock Name	Vs Benchmark	Average Weight	Funds Invested %	Fund AUM, \$
700-HK	Tencent Holdings Ltd.	-0.19%	0.27%	20.79%	\$2,278.60M
BHP-AU	BHP Group Ltd	-0.19%	0.10%	12.92%	\$1,279.86M
CBA-AU	Commonwealth Bank of Australia	-0.19%	0.01%	4.49%	\$30.80M
7203-JP	Toyota Motor Corp.	-0.17%	0.09%	10.96%	\$766.48M
NAB-AU	National Australia Bank Limited	-0.10%	0.01%	3.37%	\$23.07M
4661-JP	Oriental Land Co., Ltd.	-0.08%	0.01%	1.40%	\$14.80M
ANZ-AU	Australia and New Zealand Banking Group Li.	-0.08%	0.01%	3.09%	\$18.73M
500325-IN	Reliance Industries Limited	-0.08%	0.05%	5.06%	\$1,501.12M
WBC-AU	Westpac Banking Corporation	-0.08%	0.01%	2.25%	\$23.94M
500209-IN	Infosys Limited	-0.07%	0.04%	5.90%	\$387.35M

Stock Holdings Activity, Asia

Asia: Aggregate Stock Holdings Changes - Largest Increases in Funds Invested %, 8/31/2022 - 2/28/2023

Ticker	Stock Name	Funds Invested % Δ	Average Weight Δ	Average Wgt vs Benchmark Δ	Fund Flows, \$
6861-JP	Keyence Corporation	2.81%	0.08%	0.06%	\$166.42M
BMRI-ID	PT Bank Mandiri (Persero) Tbk	1.97%	0.01%	0.01%	\$51.16M
006400-KR	Samsung SDI Co., Ltd	1.97%	0.04%	0.03%	\$193.95M
3690-HK	Meituan Class B	1.97%	-0.02%	0.01%	(\$101.80M)
4568-JP	Daiichi Sankyo Company, Limited	1.69%	0.01%	0.00%	\$56.48M
288-HK	WH Group Ltd. (HK)	1.69%	0.00%	0.00%	\$4.24M
D05-SG	DBS Group Holdings Ltd	1.69%	0.03%	0.03%	\$376.96M
SPK-NZ	Spark New Zealand Limited	1.40%	0.00%	0.00%	\$9.62M
4528-JP	ONO Pharmaceutical Co., Ltd.	1.40%	0.00%	0.00%	\$6.18M
TLS-AU	Telstra Group Limited	1.40%	0.01%	0.01%	\$45.40M
6963-JP	Rohm Co., Ltd.	1.40%	0.00%	0.00%	(\$2.12M)
532174-IN	ICICI Bank Limited	1.40%	0.00%	0.00%	\$160.61M
373220-KR	LG Energy Solution Ltd.	1.40%	0.01%	0.01%	\$36.08M
3231-JP	Nomura Real Estate Holdings, Inc.	1.40%	0.00%	0.00%	\$0.62M
19-HK	Swire Pacific Limited Class A	1.40%	0.00%	0.00%	\$2.20M
1299-HK	AIA Group Limited	1.12%	0.04%	0.03%	(\$103.58M)
039-SG	Oversea-Chinese Banking Corporation Limit.	1.12%	0.01%	0.01%	\$20.05M
U96-SG	Sembcorp Industries Ltd.	1.12%	0.00%	0.00%	\$3.35M
STO-AU	Santos Limited	1.12%	0.00%	0.00%	(\$1.09M)
C6L-SG	Singapore Airlines Ltd.	1.12%	0.00%	0.00%	\$0.68M
9531-JP	TOKYO GAS Co., Ltd.	1.12%	0.00%	0.00%	\$5.34M
8802-JP	Mitsubishi Estate Company, Limited	1.12%	0.00%	0.00%	(\$3.75M)
8766-JP	Tokio Marine Holdings, Inc.	1.12%	0.00%	0.00%	\$100.23M
6273-JP	SMC Corporation	1.12%	0.01%	0.01%	(\$204.45M)
3003-JP	Hulic Co., Ltd.	1.12%	0.00%	0.00%	\$7.66M

Asia: Aggregate Stock Holdings Changes - Largest Decreases in Funds Invested %, 8/31/2022 - 2/28/2023

Ticker	Stock Name	Funds Invested % Δ	Average Weight Δ	Average Wgt vs Benchmark Δ	Fund Flows, \$
8035-JP	Tokyo Electron Ltd.	-3.65%	0.01%	0.00%	(\$448.97M)
NCM-AU	Newcrest Mining Limited	-2.25%	0.00%	-0.01%	(\$11.20M)
SHL-AU	Sonic Healthcare Limited	-2.25%	0.00%	0.00%	\$29.90M
2318-HK	Ping An Insurance (Group) Company of Chin..	-1.97%	0.00%	-0.01%	(\$12.01M)
7203-JP	Toyota Motor Corp.	-1.97%	-0.02%	0.02%	(\$243.33M)
6981-JP	Murata Manufacturing Co., Ltd.	-1.97%	-0.01%	-0.01%	(\$58.99M)
563-SG	Singapore Technologies Engineering Ltd	-1.97%	0.00%	0.00%	(\$6.12M)
7741-JP	HOYA CORPORATION	-1.69%	-0.03%	-0.02%	(\$99.52M)
2-HK	CLP Holdings Limited	-1.69%	-0.01%	0.00%	(\$9.97M)
7735-JP	SCREEN Holdings Co., Ltd	-1.69%	0.00%	0.00%	(\$3.49M)
9613-JP	NTT DATA Corporation	-1.69%	0.00%	0.00%	(\$4.73M)
KLIC-US	Kulicke & Soffa Industries, Inc.	-1.69%	0.00%	0.00%	(\$14.45M)
8001-JP	Itochu Corporation	-1.40%	0.00%	0.00%	(\$23.85M)
035420-KR	NAVER Corp.	-1.40%	-0.02%	-0.01%	(\$116.27M)
067160-KR	AfreecaTV Co., Ltd.	-1.40%	0.00%	0.00%	(\$28.17M)
1308-HK	SITC International Holdings Co., Ltd.	-1.40%	0.00%	0.00%	\$1.67M
2319-HK	China Mengniu Dairy Co., Ltd.	-1.40%	-0.01%	0.00%	(\$21.88M)
FPH-NZ	Fisher & Paykel Healthcare Corporation Limi..	-1.40%	0.00%	-0.01%	(\$9.42M)
005930-KR	Samsung Electronics Co., Ltd.	-1.12%	0.00%	0.00%	(\$546.58M)
2308-TW	Delta Electronics, Inc.	-1.12%	-0.01%	-0.01%	(\$181.06M)
2331-HK	Li Ning Company Limited	-1.12%	0.00%	0.00%	\$75.63M
2357-TW	Asustek Computer Inc.	-1.12%	-0.01%	-0.01%	(\$1.76M)
3034-TW	Novatek Microelectronics Corp.	-1.12%	0.00%	0.00%	(\$16.30M)
4042-JP	Tosoh Corporation	-1.12%	0.00%	0.00%	(\$0.66M)
4523-JP	Eisai Co., Ltd.	-1.12%	0.00%	-0.01%	(\$1.62M)

Asia: Largest Fund Level Changes in Stock Weight, %, 8/31/2022 - 2/28/2023

Fund Name	Ticker	Stock Name	New or Close..	Change %
Touchstone Strategic Trust - Non-US ESG Equity Fu..	2330-TW	Taiwan Semiconductor Man..	New	3.44%
Franklin Mutual Ser. Fds. - Beacon Fund	D05-SG	DBS Group Holdings Ltd	New	2.97%
Columbia Select Global Equity Fund	500180-IN	HDFC Bank Limited	New	2.89%
Premier Miton Global Sustainable Growth Fund	006400-KR	Samsung SDI Co., Ltd	New	2.82%
Wasatch Global Value Fund	005930-KR	Samsung Electronics Co., Lt..	New	2.64%
GAM Funds - Disruptive Growth	9988-HK	Alibaba Group Holding Ltd.	New	2.63%
Artisan Global Equity Fund	9988-HK	Alibaba Group Holding Ltd.	New	2.59%
Thornburg Global Opportunities Fund	FXI-US	iShares China Large-Cap ETF	New	2.58%
Alger Global Focus Fund	6861-JP	Keyence Corporation	New	2.57%
S&W Aubrey Capital Mgmt. Inv. Funds - Global Con..	DIDIY-US	DiDi Global Inc. Sponsored ..	New	2.52%
PGIM Jennison Global Opportunities Fund	6861-JP	Keyence Corporation	New	2.49%
John Hancock Funds II - Global Equity Fund	8316-JP	Sumitomo Mitsui Financial ..		2.47%
CT (Iri) III PLC - Multi-Strategy Global Equity Fund	9432-JP	Nippon Telegraph and Tele..		-2.31%
Acatis Aktien Global Fonds UI	3659-JP	NEXON Co., Ltd.	Close	-2.34%
Fidelity Advisor Global Capital Appreciation Fund	500247-IN	Kotak Mahindra Bank Limit..	Close	-2.40%
Ninety One Glb. Strat. Fd. - Global Value Equity Fund	700-HK	Tencent Holdings Ltd.	Close	-2.45%
MassMutual Premier Global Fund	6594-JP	Nidec Corporation		-2.50%
PGIM Jennison Global Opportunities Fund	2330-TW	Taiwan Semiconductor Man..	Close	-2.53%
Baillie Gifford Investment Funds ICVC - Positive Ch..	2330-TW	Taiwan Semiconductor Man..		-2.56%
Brown Advisory Global Leaders Fund	700-HK	Tencent Holdings Ltd.	Close	-3.06%
Sanlam Universal Fds. Plc - Global High Quality Fund	YUMC-US	Yum China Holdings, Inc.	Close	-3.15%
Janus Henderson Global Equity Fund	500010-IN	Housing Development Fina..	Close	-3.69%
Brown Advisory Funds Plc - Global Leaders	700-HK	Tencent Holdings Ltd.	Close	-3.85%
S&W Aubrey Capital Mgmt. Inv. Funds - Global Con..	532500-IN	Maruti Suzuki India Limited	Close	-4.40%

Asia: Largest Fund Level Stock Inflows/Outflows, \$, 8/31/2022 - 2/28/2023

Fund Name	Ticker	Stock Name	New or Close..	Change \$
American Funds Capital World Growth & Income Fu..	6098-JP	Recruit Holdings Co., Ltd.		\$385M
American Funds Capital World Growth & Income Fu..	SE-US	Sea Ltd. (Singapore) Spons..	New	\$309M
American Funds New Perspective Fund	700-HK	Tencent Holdings Ltd.	New	\$303M
American Funds Capital World Growth & Income Fu..	4502-JP	Takeda Pharmaceutical Co. ...	New	\$269M
American Funds Capital World Growth & Income Fu..	8031-JP	Mitsui & Co.,Ltd	New	\$253M
American Funds Capital World Growth & Income Fu..	D05-SG	DBS Group Holdings Ltd	New	\$231M
American Funds Capital World Growth & Income Fu..	3382-JP	Seven & I Holdings Co., Ltd.		\$183M
American Funds New Perspective Fund	Z74-SG	Singapore Telecommunicati..	New	\$168M
American Funds Capital World Growth & Income Fu..	4063-JP	Shin-Etsu Chemical Co Ltd		\$159M
Franklin Mutual Ser. Fds. - Global Discovery Fund	6902-JP	DENSO CORPORATION	New	\$154M
American Funds Capital World Growth & Income Fu..	4507-JP	Shionogi & Co., Ltd.	New	\$153M
American Funds New Perspective Fund	8031-JP	Mitsui & Co.,Ltd		\$133M
American Funds Capital World Growth & Income Fu..	388-HK	Hong Kong Exchanges & Cle..		(\$122M)
American Funds New Economy Fund	2330-TW	Taiwan Semiconductor Man..		(\$135M)
UniGlobal	1299-HK	AIA Group Limited	Close	(\$137M)
American Funds Capital World Growth & Income Fu..	000333-CN	Midea Group Co. Ltd. Class A		(\$181M)
American Funds New Economy Fund	2688-HK	ENN Energy Holdings Limited		(\$210M)
Scottish Mortgage Investment Trust Plc	700-HK	Tencent Holdings Ltd.		(\$251M)
Scottish Mortgage Investment Trust Plc	9988-HK	Alibaba Group Holding Ltd.	Close	(\$258M)
American Funds New Perspective Fund	2330-TW	Taiwan Semiconductor Man..		(\$287M)
American Funds Capital World Growth & Income Fu..	500247-IN	Kotak Mahindra Bank Limite..		(\$287M)
American Funds Capital World Growth & Income Fu..	8035-JP	Tokyo Electron Ltd.		(\$335M)
American Funds Capital World Growth & Income Fu..	2330-TW	Taiwan Semiconductor Man..		(\$350M)
American Funds New Perspective Fund	005930-KR	Samsung Electronics Co., Ltd.		(\$449M)

Stock Sentiment Grid, Asia

We combine the latest Asian stock positioning, long-term positioning and short-term fund activity in the 'Sentiment Grid', below. The Y-Axis measures where today's ownership levels in each stock sit relative to the long-term range. We calculate the Z-Score of today's average weight, funds invested % and funds O/W %, relative to all monthly observations in our fund history (going back to 9/30/2012). A figure close to 100% would indicate today's positioning is close to its maximum ever level, a figure close to zero, the lowest. The X-axis provides a measure of short-term fund activity, or 'Momentum', by looking at the changes in average weight, funds invested % and funds o/w % between 8/31/2022 and 2/28/2023, relative to each stock. A figure above 50% means a stock has seen relative increases in ownership, a figure below 50% indicates a relative decrease in positioning. The size of the bubble represents the average weight of each stock.

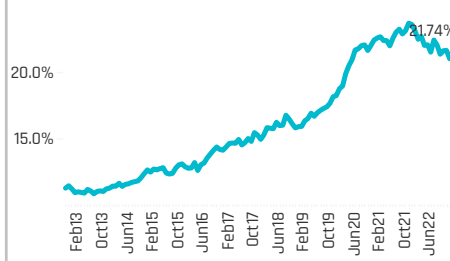


Sector Profiles

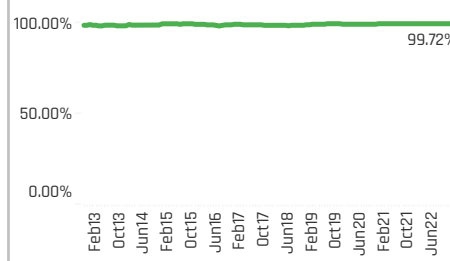
Top Holdings, %

Fund Name	Weight
Baron Global Advantage Fund	55.50%
Guinness Atkinson Global Innovators F..	54.31%
GAM Funds - Disruptive Growth	53.39%
GAM Star Fund Plc - Worldwide Equity	48.93%
Polen Global Growth Fund	44.57%
GAMCO Global Growth Fund	44.44%
Swedbank Robur Globalfond	41.47%
Liontrust Investment Funds I - Global I..	40.75%
Rolinco NV	40.48%
Virtus SGA Global Growth Fund	40.20%
AZ Fund 1 - Equity - Global Growth	39.53%
MainFirst SICAV - Global Equities Fund	39.34%
Ninety One Glob. Strat. Fd. - Global Fran..	39.13%
Artisan Global Discovery Fund	38.64%
Morgan Stanley Inv. Fds. - Global Quali..	38.36%

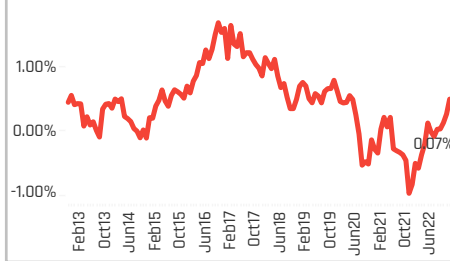
Average Weight: **21.74%**



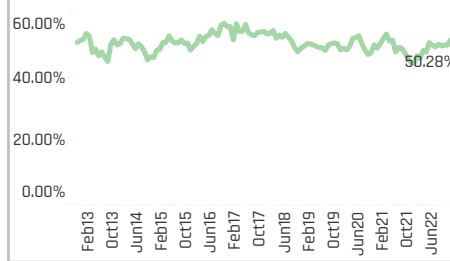
Funds Invested %: **99.72%**



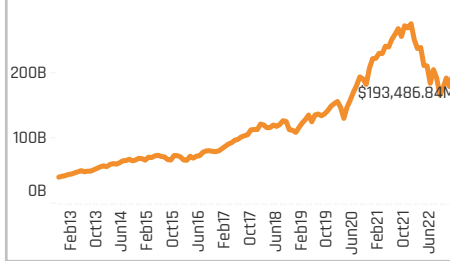
Average Weight vs ACWI: **0.07%**



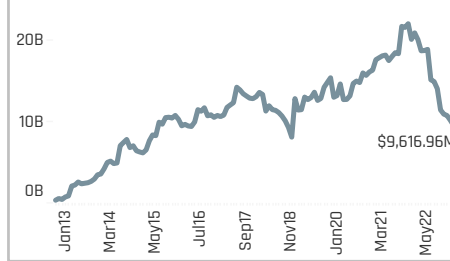
Funds Overweight %: **50.28%**



Combined Fund AUM: **\$193.5B**



Cumulative Fund Flows: **\$9,617M**



Aggregate Stock Holdings Data, Ranked by Most Widely Held.

Ticker	Stock Name	Funds Invested %	Average Weight	Vs Benchmark	Fund AUM, \$
MSFT-US	Microsoft Corporation	75.56%	2.73%	-0.29%	\$27,804M
2330-TW	Taiwan Semiconductor Manuf..	47.47%	0.85%	0.14%	\$11,397M
V-US	Visa Inc. Class A	44.38%	1.02%	0.39%	\$9,521M
AAPL-US	Apple Inc.	43.26%	1.34%	-2.72%	\$10,792M
ASML-NL	ASML Holding NV	41.29%	0.79%	0.35%	\$10,603M
MA-US	Mastercard Incorporated Clas..	38.48%	0.78%	0.25%	\$5,734M
ADBE-US	Adobe Incorporated	32.58%	0.39%	0.13%	\$2,677M
ACN-US	Accenture Plc Class A	30.62%	0.38%	0.11%	\$3,401M
NVDA-US	NVIDIA Corporation	30.06%	0.57%	-0.41%	\$4,674M
CSCO-US	Cisco Systems, Inc.	28.37%	0.35%	0.00%	\$2,171M
TXN-US	Texas Instruments Incorporat..	27.25%	0.33%	0.05%	\$2,241M
INTU-US	Intuit Inc.	25.84%	0.43%	0.25%	\$2,779M
6861-JP	Keyence Corporation	25.84%	0.37%	0.21%	\$3,145M
005930-KR	Samsung Electronics Co., Ltd.	23.03%	0.32%	-0.06%	\$2,929M
6758-JP	Sony Group Corporation	21.35%	0.25%	0.08%	\$1,954M

Top Holdings, \$

Fund Name	Amount
American Funds New Perspective Fund	\$20,284M
American Funds Capital World Growth ..	\$18,149M
Fundsmith Equity Fund	\$7,517M
Morgan Stanley Inv. Fds. - Global Bran..	\$7,405M
American Funds New Economy Fund	\$7,084M
First Eagle Global Fund	\$4,919M
Old Westbury Large Cap Strategies Fu..	\$4,717M
SJP Global Quality Fund	\$3,981M
Morgan Stanley Inv. Fds. - Global Opp..	\$3,434M
Swedbank Robur Globalfond	\$3,343M
Ninety One Glob. Strat. Fd. - Global Fran..	\$3,115M
Scottish Mortgage Investment Trust Plc	\$2,830M
DWS Vermoegensbildungsfonds I	\$2,695M
UniGlobal	\$2,623M
Swedbank Robur Allemansfond Kompl..	\$2,064M

Top Stock Holdings, %

Fund Name	Ticker	Stock Name	Weight
Mundoval Fund	MA-US	Mastercard Incorporat..	10.91%
Ninety One Glob. Strat. Fd. - Global Quali..	V-US	Visa Inc. Class A	9.76%
Ninety One Glob. Strat. Fd. - Global Fran..	V-US	Visa Inc. Class A	9.33%
UBS (D) Equity Fund - Global Opportuni..	MSFT-US	Microsoft Corporation	9.29%
AZ Fund 1 - Equity - Global Growth	AAPL-US	Apple Inc.	9.28%
Mundoval Fund	AAPL-US	Apple Inc.	9.05%
Ariel Global Fund	MSFT-US	Microsoft Corporation	8.94%
Morgan Stanley Inv. Fds. - Global Bran..	MSFT-US	Microsoft Corporation	8.73%
GAM Funds - Disruptive Growth	MSFT-US	Microsoft Corporation	8.58%
Polen Global Growth Fund	MSFT-US	Microsoft Corporation	8.33%
AZ Fund 1 - Equity - Global Growth	MSFT-US	Microsoft Corporation	8.14%
GAM Star Fund Plc - Worldwide Equity	MSFT-US	Microsoft Corporation	8.10%
Fundsmith Equity Fund	MSFT-US	Microsoft Corporation	8.07%
Columbia Select Global Equity Fund	MSFT-US	Microsoft Corporation	8.02%
Threadneedle (Lux) - Global Focus Fund	MSFT-US	Microsoft Corporation	7.78%

Aggregate Country Holdings: [Ave Wgt] / [vs ACWI] / [Funds Invested]

Country	Ave Wgt	Vs ACWI	Funds Invested
United States	15.31%	-0.38%	98.88%
Netherlands	1.16%	0.54%	53.65%
Japan	1.12%	0.25%	62.64%
Taiwan	1.08%	0.00%	53.93%
South Korea	0.63%	-0.05%	40.17%
Germany	0.52%	0.24%	33.71%
United Kingdom	0.44%	0.29%	34.27%
Canada	0.33%	0.17%	25.56%
France	0.24%	0.07%	27.53%
Switzerland	0.20%	0.06%	18.54%
Spain	0.12%	0.07%	8.99%
Sweden	0.11%	0.05%	14.33%
Bermuda	0.08%	0.02%	9.27%
India	0.07%	-0.17%	8.99%
Israel	0.06%	0.02%	9.83%

Top Country Holdings, %

Fund Name	Country	Weight
Guinness Atkinson Global Innovators F..	United States	47.60%
GAM Funds - Disruptive Growth	United States	45.10%
GAM Star Fund Plc - Worldwide Equity	United States	40.15%
Polen Global Growth Fund	United States	39.47%
AZ Fund 1 - Equity - Global Growth	United States	36.08%
Aviva Investors SICAV - Global Equity E..	United States	32.42%
Artisan Global Discovery Fund	United States	31.79%
Virtus SGA Global Growth Fund	United States	30.96%
Ninety One Glob. Strat. Fd. - Global Fran..	United States	30.72%
Baron Global Advantage Fund	United States	30.14%
GAMCO Global Growth Fund	United States	29.94%
Ninety One Glob. Strat. Fd. - Global Quali..	United States	29.70%
UBS (D) Equity Fund - Global Opportuni..	United States	29.66%
Ninety One Glob. Strat. Fd. - Global Quali..	United States	29.04%
Allianz Interglobal	United States	28.55%

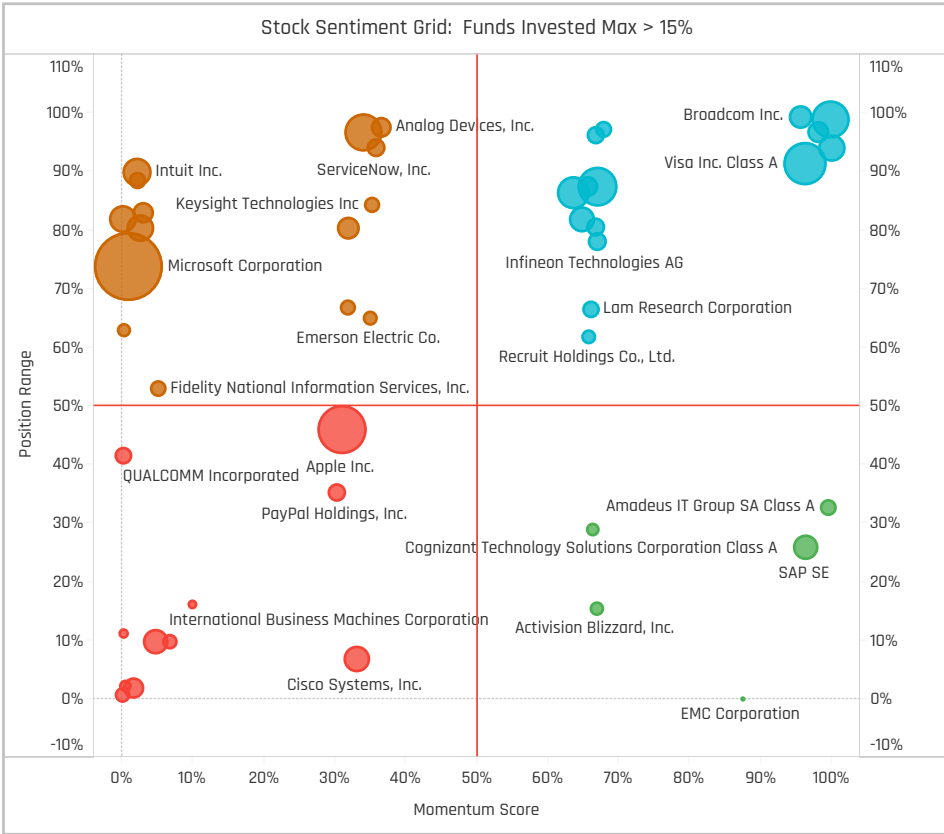
Top Stock Holdings, \$

Fund Name	Ticker	Stock Name	Amount
American Funds New Perspective Fund	MSFT-US	Microsoft Corporation	\$4,247M
American Funds Capital World Growth ..	AVGO-US	Broadcom Inc.	\$3,208M
American Funds Capital World Growth ..	MSFT-US	Microsoft Corporation	\$2,955M
American Funds New Perspective Fund	2330-TW	Taiwan Semiconductor ..	\$2,559M
American Funds Capital World Growth ..	2330-TW	Taiwan Semiconductor ..	\$2,376M
Fundsmith Equity Fund	MSFT-US	Microsoft Corporation	\$2,363M
American Funds New Perspective Fund	ASML-NL	ASML Holding NV	\$2,270M
Morgan Stanley Inv. Fds. - Global Bran..	MSFT-US	Microsoft Corporation	\$1,799M
American Funds Capital World Growth ..	ASML-NL	ASML Holding NV	\$1,769M
First Eagle Global Fund	ORCL-US	Oracle Corporation	\$1,613M
American Funds New Perspective Fund	AVGO-US	Broadcom Inc.	\$1,448M
Morgan Stanley Inv. Fds. - Global Bran..	V-US	Visa Inc. Class A	\$1,354M
Scottish Mortgage Investment Trust Plc	ASML-NL	ASML Holding NV	\$1,196M
Morgan Stanley Inv. Fds. - Global Bran..	SAP-DE	SAP SE	\$1,157M
Fundsmith Equity Fund	V-US	Visa Inc. Class A	\$1,115M

Largest Changes in Fund Weight, %

Fund Name	New or C..	Change
Liontrust Investment Funds I - G..		11.33%
DWS Concept DJE Globale Aktien		7.96%
Baillie Gifford Investment Funds..		7.18%
Artisan Global Discovery Fund		6.00%
Artemis Global Select Fund		4.96%
Scottish Mortgage Investment T..		4.85%
Allianz Interglobal		4.70%
Russell Inv. Co. Plc - Acadian Gl..		-6.73%
SEB Fund 1 - Global Climate Opp..		-7.04%
Fidelity Inv. Trust - Worldwide F..		-7.46%
Swedbank Robur Kapitalinvest		-7.66%
Swedbank Robur Allemansfond ..		-7.95%
Touchstone Strategic Trust - No..		-8.65%
Janus Henderson Global Equity ..		-14.81%

Ave Wgt Δ	Funds Invested Δ	Fund Flows, \$	Av Wgt vs ACWI Δ	Funds O/W % Δ
-0.34%	0.00%	(\$4,485M)	0.03%	-0.28%



Aggregate Stock Holdings Changes

Ticker	Stock Name	Funds Invested % Δ	Average Weight Δ	Fund Flows, \$
ENPH-US	Enphase Energy, Inc.	3.37%	0.00%	\$42M
6861-JP	Keyence Corporation	2.81%	0.08%	\$166M
FICO-US	Fair Isaac Corporation	2.81%	0.02%	(\$13M)
006400-KR	Samsung SDI Co., Ltd	1.97%	0.04%	\$194M
NOKIA-FI	Nokia Djy	1.97%	0.00%	\$191M
CDNS-US	Cadence Design Systems, Inc.	1.97%	0.01%	\$56M
SNPS-US	Synopsys, Inc.	1.69%	0.00%	\$447M
QCOM-US	QUALCOMM Incorporated	-2.25%	-0.03%	(\$128M)
CSCO-US	Cisco Systems, Inc.	-2.53%	0.01%	(\$128M)
ERIC.B-SE	Telefonaktiebolaget LM Ericss..	-2.53%	-0.02%	(\$71M)
INTC-US	Intel Corporation	-2.81%	-0.05%	(\$172M)
HPQ-US	HP Inc.	-2.81%	-0.01%	(\$86M)
ADBE-US	Adobe Incorporated	-3.09%	-0.09%	(\$1,007M)
MU-US	Micron Technology, Inc.	-3.65%	-0.01%	(\$241M)

Largest Fund Flows, \$

Fund Name	New or Cl..	Flow
St. James's Place Unit Trust - G..		\$394M
American Funds New Economy ..		\$321M
Scottish Mortgage Investment ..		\$213M
Guinness Asset Mgmt. Fund Plc..		\$192M
Falksams LO Varlden		\$173M
Morgan Stanley Inv. Fds. - Glo..		\$169M
Dodge & Cox Global Stock Fund		\$153M
Fidelity Inv. Trust - Worldwide F..		(\$210M)
Swedbank Robur Kapitalinvest		(\$292M)
American Funds Capital World ..		(\$379M)
UniGlobal		(\$445M)
Swedbank Robur Allemansfond..		(\$453M)
St. James's Place Internationl..		(\$579M)
American Funds New Perspecti..		(\$1,889M)

Largest Fund Level Changes in Stock Weight, %

Fund Name	Stock Name	New ..	Change
Frontier MFG Global Plus Fund	Intuit Inc.	New	3.65%
Touchstone Strategic Trust - Non-..	Taiwan Semiconductor M..	New	3.44%
Columbia Threadneedle (UK) ICVC ..	NVIDIA Corporation	New	3.30%
MainFirst SICAV - Global Equities F..	NVIDIA Corporation		3.17%
Baillie Gifford Investment Funds IC..	Shopify, Inc. Class A		3.13%
SEB Aktiesparfond	Universal Music Group N.V.	New	2.93%
Premier Miton Global Sustainable ..	Samsung SDI Co., Ltd	New	2.82%
Brown Advisory Global Leaders Fu..	Microsoft Corporation		-3.02%
FTIF SICAV - Global Climate Chang..	Array Technologies Inc		-3.04%
Janus Henderson Global Equity Fu..	Oracle Corporation	Close	-3.07%
Russell Inv. Co. Plc - Acadian Sust..	Apple Inc.		-3.22%
Columbia Select Global Equity Fund	Adobe Incorporated	Close	-3.39%
Ninety One Glb. Strat. Fd. - Global ..	Microsoft Corporation		-3.83%
Mundoval Fund	Apple Inc.		-4.56%

Country Holding Changes: [Funds Invested Δ] / [Ave Wgt Δ] // Fund Flows, \$

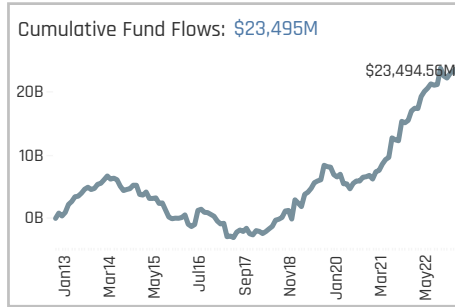
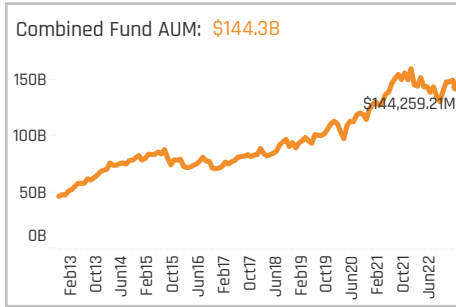
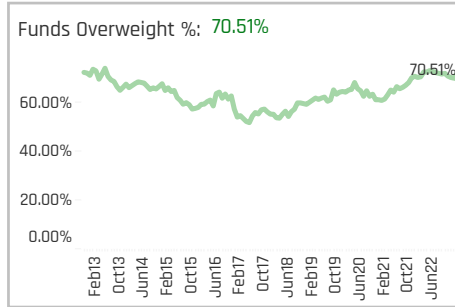
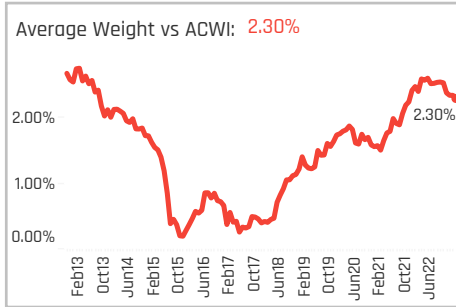
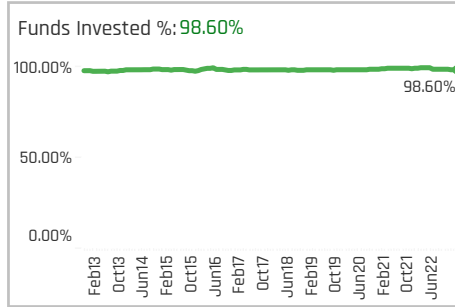
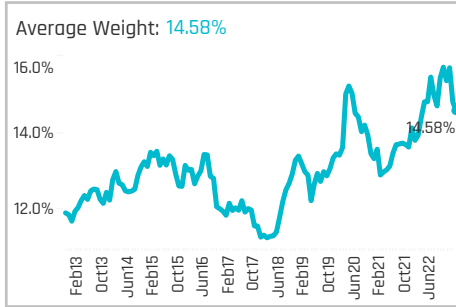
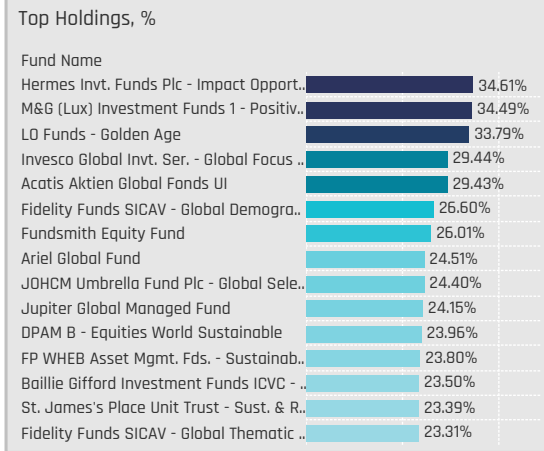
Country	Wgt Δ	Invested Δ	Flows
Finland	1.40%	0.00%	\$191M
South Korea	1.40%	0.02%	(\$710M)
Netherlands	1.40%	0.18%	\$109M
Canada	1.12%	0.05%	\$253M
Israel	1.12%	0.01%	\$128M
Spain	0.84%	0.02%	\$114M
Australia	0.56%	0.00%	(\$14M)
Bermuda	-0.56%	0.01%	\$5M
France	-1.12%	0.00%	\$551M
Switzerland	-1.12%	0.00%	(\$125M)
Sweden	-1.12%	-0.01%	(\$74M)
Italy	-1.12%	-0.01%	(\$63M)
Germany	-1.97%	0.11%	\$75M
China & HK	-2.53%	-0.02%	(\$119M)

Largest Changes in Fund Country Weight, %

Fund Name	New o..	Country	Change
Artisan Global Discovery Fund		United States	6.01%
GAM Funds - Disruptive Growth		United States	5.57%
Liontrust Investment Funds I - Glob..		United States	5.22%
Artemis Global Select Fund		United States	3.98%
Columbia Threadneedle (UK) ICVC - ..		United States	3.82%
Fidelity Series Intrinsic Opportunitie..		United States	3.44%
Touchstone Strategic Trust - Non-U..	New	Taiwan	3.44%
Swedbank Robur Allemansfond Ko..		United States	-6.22%
SEB Aktiesparfond		United States	-6.26%
Brown Advisory Global Leaders Fund		United States	-6.64%
Columbia Select Global Equity Fund		United States	-7.11%
Fidelity Inv. Trust - Worldwide Fund		United States	-7.46%
Touchstone Strategic Trust - Non-U..		United States	-14.68%
Janus Henderson Global Equity Fund		United States	-14.85%

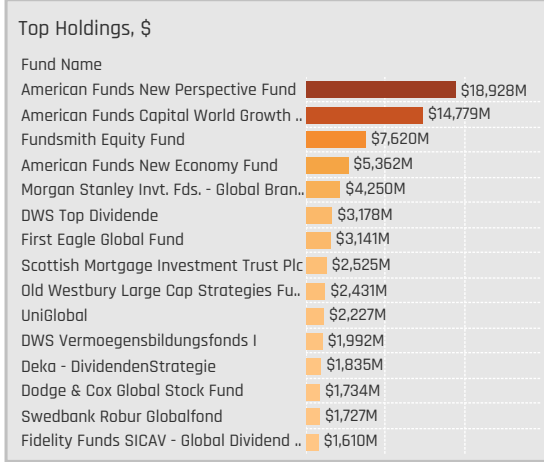
Largest Fund Level Stock Inflows/Outflows, \$

Fund Name	Stock Name	New..	Flow
American Funds Capital World Gro..	Recruit Holdings Co., Ltd.		\$385M
American Funds New Perspective F..	Synopsys, Inc.	New	\$295M
American Funds Capital World Gro..	NVIDIA Corporation	New	\$253M
American Funds Capital World Gro..	Capgemini SE		\$248M
Old Westbury Large Cap Strategies..	Oracle Corporation		\$184M
American Funds Capital World Gro..	Shopify, Inc. Class A		\$164M
Swedbank Robur Globalfond	Microsoft Corporation		\$161M
American Funds New Perspective F..	Taiwan Semiconductor M..		(\$287M)
Morgan Stanley Inv. Fds. - Global ..	Automatic Data Processi..		(\$289M)
American Funds Capital World Gro..	Taiwan Semiconductor M..		(\$350M)
American Funds Capital World Gro..	Broadcom Inc.		(\$359M)
American Funds Capital World Gro..	Microsoft Corporation		(\$370M)
American Funds New Perspective F..	Samsung Electronics Co.,...		(\$449M)
American Funds New Perspective F..	Adobe Incorporated		(\$579M)



Aggregate Stock Holdings Data, Ranked by Most Widely Held.

Ticker	Stock Name	Funds Invested %	Average Weight	Vs Benchmark	Fund AUM, \$
UNH-US	UnitedHealth Group In corpora..	44.94%	0.78%	0.04%	\$8,344M
ROG-CH	Roche Holding Ltd Dividend Ri..	40.45%	0.53%	0.18%	\$4,031M
NOVO.B-DK	Novo Nordisk A/S Class B	39.04%	0.83%	0.45%	\$9,509M
TMO-US	Thermo Fisher Scientific Inc.	34.27%	0.62%	0.25%	\$5,225M
MRK-US	Merck & Co., Inc.	33.71%	0.51%	0.06%	\$3,112M
JNJ-US	Johnson & Johnson	32.58%	0.46%	-0.21%	\$3,641M
AZN-GB	AstraZeneca PLC	32.30%	0.48%	0.13%	\$5,856M
ABBV-US	AbbVie, Inc.	28.09%	0.36%	-0.09%	\$2,941M
BMJ-US	Bristol-Myers Squibb Company	27.53%	0.30%	0.04%	\$2,310M
SAN-FR	Sanofi	26.69%	0.29%	0.11%	\$2,872M
LLY-US	Eli Lilly and Company	26.40%	0.31%	-0.11%	\$4,631M
ELV-US	Elevance Health, Inc.	26.40%	0.35%	0.14%	\$3,306M
DHR-US	Danaher Corporation	26.12%	0.38%	0.03%	\$3,994M
PFE-US	Pfizer Inc.	25.56%	0.23%	-0.15%	\$2,879M
NOVN-CH	Novartis AG	23.31%	0.33%	0.03%	\$3,054M



Top Stock Holdings, %

Fund Name	Ticker	Stock Name	Weight
Scottish Mortgage Investment Trust Plc	MRNA-US	Moderna, Inc.	7.97%
C Worldwide - Global Equities	NOVO.B-DK	Novo Nordisk A/S Clas..	7.96%
Fundsmith Equity Fund	NOVO.B-DK	Novo Nordisk A/S Clas..	7.77%
C Worldwide - Global Equities Ethical	NOVO.B-DK	Novo Nordisk A/S Clas..	7.76%
GuardCap UCITS Funds Plc - Global Equ..	NOVO.B-DK	Novo Nordisk A/S Clas..	7.43%
Ariel Global Fund	GILD-US	Gilead Sciences, Inc.	7.39%
M&G (Lux) Investment Funds 1 - Positiv..	NOVO.B-DK	Novo Nordisk A/S Clas..	7.11%
GuardCap UCITS Funds Plc - Global Equ..	EL-FR	EssilorLuxottica SA	7.07%
Mundoval Fund	NOVO.B-DK	Novo Nordisk A/S Clas..	6.93%
RBC Funds (Lux) - Global Equity Focus ..	UNH-US	UnitedHealth Group In..	6.09%
C Worldwide - Global Equities Ethical	TMO-US	Thermo Fisher Scientif..	6.07%
C Worldwide - Global Equities	TMO-US	Thermo Fisher Scientif..	6.04%
Swedbank Robur Globalfond	CNC-US	Centene Corporation	5.96%
Ariel Global Fund	ROG-CH	Roche Holding Ltd Divi..	5.77%
Aberdeen Std. OEIC II - ASI Global Unco..	ABBV-US	AbbVie, Inc.	5.77%

Aggregate Country Holdings: [Ave Wgt] / [vs ACWI] / [Funds Invested]

Country	Ave Wgt	Vs ACWI	Funds Invested
United States	9.21%		96.35%
Switzerland	1.25%	0.40%	
Denmark	1.02%	0.56%	46.63%
United Kingdom	0.89%	0.31%	54.49%
Germany	0.59%	0.14%	41.29%
France	0.57%	0.28%	44.10%
Japan	0.41%	-0.11%	41.01%
Australia	0.23%	0.02%	19.66%
Netherlands	0.12%	0.05%	17.13%
China & HK	0.09%	-0.15%	12.64%
Belgium	0.02%	-0.01%	5.34%
New Zealand	0.02%	0.00%	3.09%
Ireland	0.02%	0.01%	5.90%
Italy	0.02%	0.00%	6.46%
Spain	0.02%	0.01%	3.93%

Top Country Holdings, %

Fund Name	Country	Weight
LO Funds - Golden Age	United States	24.32%
M&G (Lux) Investment Funds 1 - Positiv..	United States	22.21%
JOHCM Umbrella Fund Plc - Global Sele..	United States	21.72%
NN (L) - Global Equity Impact Opportuni..	United States	21.47%
Fidelity Funds SICAV - Global Demogra..	United States	21.05%
Morgan Stanley Inv. Fds. - Global Quali..	United States	20.29%
Morgan Stanley Inv. Fds. - Global Bran..	United States	19.98%
Baillie Gifford Investment Funds ICVC - ..	United States	19.53%
Nordea Invest Globale UdbytteAktier	United States	19.24%
DPAM B - Equities World Sustainable	United States	18.91%
AXA Framlington Global Thematics	United States	18.33%
Artemis Global Select Fund	United States	17.62%
Jupiter Global Managed Fund	United States	17.48%
FTIF SICAV - Franklin Global Growth Fu..	United States	17.48%
Deka - Globale Aktien LowRisk	United States	17.31%

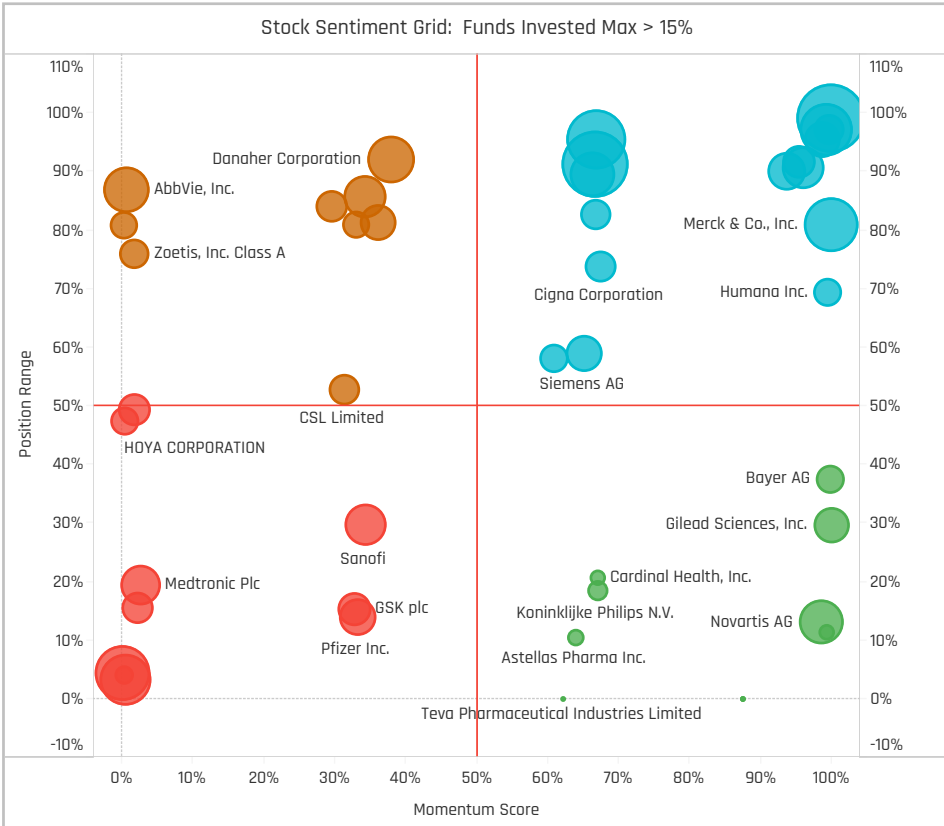
Top Stock Holdings, \$

Fund Name	Ticker	Stock Name	Value
American Funds New Perspective Fund	NOVO.B-D..	Novo Nordisk A/S Class B	\$2,720M
Fundsmith Equity Fund	NOVO.B-D..	Novo Nordisk A/S Class B	\$2,278M
American Funds Capital World Growth ..	UNH-US	UnitedHealth Group Inco..	\$2,101M
Fundsmith Equity Fund	IDXX-US	IDEXX Laboratories, Inc.	\$1,614M
American Funds New Perspective Fund	AZN-GB	AstraZeneca PLC	\$1,591M
Fundsmith Equity Fund	SYK-US	Stryker Corporation	\$1,458M
American Funds Capital World Growth ..	ABT-US	Abbott Laboratories	\$1,451M
American Funds New Perspective Fund	LLY-US	Eli Lilly and Company	\$1,330M
Scottish Mortgage Investment Trust Plc	MRNA-US	Moderna, Inc.	\$1,277M
American Funds New Perspective Fund	TMO-US	Thermo Fisher Scientif..	\$1,076M
American Funds Capital World Growth ..	LLY-US	Eli Lilly and Company	\$1,070M
Morgan Stanley Inv. Fds. - Global Bran..	DHR-US	Danaher Corporation	\$1,036M
Fundsmith Equity Fund	WAT-US	Waters Corporation	\$1,015M
American Funds New Perspective Fund	REGN-US	Regeneron Pharmaceuti..	\$981M
Morgan Stanley Inv. Fds. - Global Bran..	TMO-US	Thermo Fisher Scientif..	\$936M

Largest Changes in Fund Weight, %

Fund Name	New or C..	Change
Fidelity Inv. Funds - Global Focu..		6.26%
Franklin Mutual Ser. Fds. - Ques..		5.63%
Covea Actions Monde		4.94%
PGIM Jennison Global Opportuni..		4.84%
American Century Focused Glob..		4.60%
AZ Fund 1 - Equity - Global Grow..		4.46%
UniGlobal II		4.36%
Templeton Growth Fund Inc.		-4.23%
Fidelity Series Intrinsic Opportu..		-4.32%
FTIF SICAV - Global Climate Cha. Close		-4.34%
Harding Loevner Global Equity P..		-4.52%
DWS Invest - CROCI Global Divid..		-7.13%
DWS Concept DJE Globale Aktien		-7.77%
Touchstone Strategic Trust - No..		-8.81%

Ave Wgt Δ	Funds Invested Δ	Fund Flows, \$	Av Wgt vs ACWI Δ	Funds O/W % Δ
-0.12%	-0.28%	\$2,160M	-0.24%	-1.40%



Aggregate Stock Holdings Changes

Ticker	Stock Name	Funds Invested % Δ	Average Weight Δ	Fund Flows, \$
UNH-US	UnitedHealth Group Incorporat..	3.37%	-0.11%	\$57M
GILD-US	Gilead Sciences, Inc.	2.81%	0.06%	\$378M
HUM-US	Humana Inc.	2.53%	0.01%	(\$130M)
MCK-US	McKesson Corporation	2.53%	-0.03%	\$94M
BAYN-DE	Bayer AG	2.25%	0.02%	\$253M
LONN-CH	Lonza Group AG	2.25%	0.06%	\$270M
LLY-US	Eli Lilly and Company	2.25%	-0.02%	(\$117M)
GSK-GB	GSK plc	-1.97%	0.01%	(\$86M)
BAX-US	Baxter International Inc.	-1.97%	-0.03%	(\$85M)
EAPI-FR	Euroapi SA	-1.97%	0.00%	(\$3M)
EW-US	Edwards Lifesciences Corporat..	-1.97%	-0.03%	(\$144M)
SHL-AU	Sonic Healthcare Limited	-2.25%	0.00%	\$30M
ABMD-US	ABIOMED, Inc.	-2.81%	-0.02%	(\$222M)
ROG-CH	Roche Holding Ltd Dividend Ri..	-2.81%	-0.14%	(\$254M)

Largest Fund Flows, \$

Fund Name	New or Cl..	Flow
American Funds New Perspecti..		\$1,813M
American Funds Capital World ..		(\$1,477M)
American Funds New Economy ..		\$556M
UniGlobal		\$464M
UniFavorit: Aktien		\$335M
Swedbank Robur Globalfond		\$281M
St. James's Place Unit Trust - S..		\$262M
Baillie Gifford Investment Fund..		(\$157M)
Baillie Gifford Investment Fund..		(\$158M)
FTIF SICAV - Growth (Euro) Fund		(\$196M)
Baillie Gifford UK & Bal. Fds. - G..		(\$204M)
Templeton Growth Fund Inc.		(\$258M)
Old Westbury Large Cap Strate..		(\$460M)
Fidelity Series Intrinsic Opportu..		(\$804M)

Largest Fund Level Changes in Stock Weight, %

Fund Name	Stock Name	New ..	Change
Franklin Mutual Ser. Fds. - Quest F..	Horizon Therapeutics Pub..	New	5.31%
MassMutual Premier Global Fund	Novo Nordisk A/S Class B	New	3.95%
Janus Henderson Global Equity Fu..	AstraZeneca PLC	New	3.57%
Fidelity Inv. Funds - Global Focus ..	UnitedHealth Group Incor..	New	3.50%
Sanlam Universal Fds. Plc - Global ..	Thermo Fisher Scientific I..	New	3.40%
St. James's Place Unit Trust - Sust..	Boston Scientific Corpora..	New	3.30%
Danske Invest Global Sustainable ..	Thermo Fisher Scientific I..	New	3.30%
SEB Aktiesparfond	Thermo Fisher Scientific I..	Close	-3.00%
SEB Aktiesparfond	Roche Holding Ltd Divide..	Close	-3.16%
Wasatch Global Value Fund	Cigna Corporation	Close	-3.24%
Janus Henderson Global Equity Fu..	Thermo Fisher Scientific I..	Close	-3.25%
Nlnety One Glb. Strat. Fd. - Global ..	McKesson Corporation		-3.68%
Janus Henderson Global Equity Fu..	Novo Nordisk A/S Class B	Close	-4.48%
Sanlam Universal Fds. Plc - Global ..	Elevance Health, Inc.	Close	-5.23%

Country Holding Changes: [Funds Invested Δ] / [Ave Wgt Δ] // Fund Flows, \$

Country	Change	Flow
Denmark	1.97%	\$1,232M
Finland	0.84%	(\$1M)
South Korea	0.56%	(\$2M)
Israel	0.56%	\$123M
France	0.28%	(\$186M)
Bermuda	0.28%	\$0M
Uruguay	0.00%	
Italy	-1.12%	(\$4M)
Canada	-1.12%	(\$45M)
Switzerland	-1.12%	(\$28M)
Germany	-1.40%	\$909M
Spain	-1.40%	(\$12M)
New Zealand	-1.69%	(\$9M)
Australia	-2.81%	\$272M

Largest Changes in Fund Country Weight, %

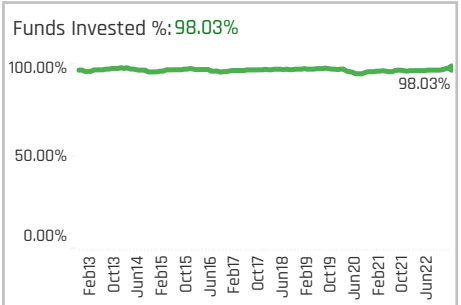
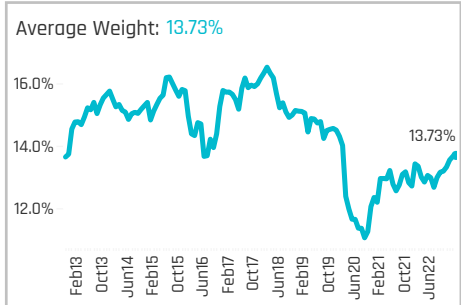
Fund Name	New o..	Country	Change
Fidelity Inv. Funds - Global Focus F..		United States	4.90%
Franklin Mutual Ser. Fds. - Quest Fu..		United States	4.44%
Fidelity Advisor Global Capital Appr..		United States	3.89%
MassMutual Premier Global Fund		Denmark	3.83%
AZ Fund 1 - Equity - Global Growth		United States	3.80%
Artemis Global Income Fund		United States	3.75%
PGIM Jennison Global Opportunities..		United States	3.44%
S&W Aubrey Capital Mgmt. Inv. Fu..		United States	-3.87%
JOHCM Umbrella Fund Plc - Global S..		United States	-4.11%
Fidelity Series Intrinsic Opportunitie..		United States	-4.17%
DWS Concept DJE Globale Aktien		United States	-4.19%
DWS Invest - CROCI Global Dividends		United States	-6.62%
SEB Aktiesparfond		United States	-7.20%
Touchstone Strategic Trust - Non-U.. Close		United States	-10.73%

Largest Fund Level Stock Inflows/Outflows, \$

Fund Name	Stock Name	New..	Flow
American Funds New Perspective F..	Novo Nordisk A/S Class B		\$999M
American Funds Capital World Gro..	Novo Nordisk A/S Class B		\$426M
American Funds Capital World Gro..	AstraZeneca PLC		\$317M
American Funds New Perspective F..	Ahlylam Pharmaceuticals..		\$310M
American Funds Capital World Gro..	UnitedHealth Group Incor..		\$281M
American Funds Capital World Gro..	Gilead Sciences, Inc.		\$279M
American Funds Capital World Gro..	Takeda Pharmaceutical C..	New	\$269M
American Funds Capital World Gro..	PerkinElmer, Inc.		(\$188M)
Fidelity Series Intrinsic Opportuniti..	UnitedHealth Group Incor..		(\$226M)
DWS Top Dividende	Amgen Inc.	Close	(\$246M)
American Funds Capital World Gro..	Amgen Inc.		(\$273M)
Fidelity Series Intrinsic Opportuniti..	Elevance Health, Inc.		(\$276M)
American Funds Capital World Gro..	Sanofi	Close (\$311M)	
Old Westbury Large Cap Strategies..	Health Care Select Secta..		(\$386M)

Top Holdings, %

Fund Name	Weight
Davis Global Fund	42.78%
Artemis Institutional Global Capital Fu..	34.32%
St. James's Place Unit Trust - Global	31.24%
Artisan Global Value Fund	30.52%
Ranmore Global Equity Fund Plc	30.35%
LD Funds - Golden Age	30.12%
Franklin Mutual Ser. Fds. - Quest Fund	28.30%
Wellington Mgmt. Funds (IE) Plc - Dura..	27.97%
Dodge & Cox Global Stock Fund	27.81%
Artemis SmartGARP Global Equity Fund	27.21%
UniValueFonds: Global	25.30%
Thornburg Global Opportunities Fund	25.08%
Fidelity Funds SICAV - Global Focus Fu..	25.05%
Sparinvest Value Aktier	25.00%
Touchstone Strategic Trust - Non-US E..	24.95%

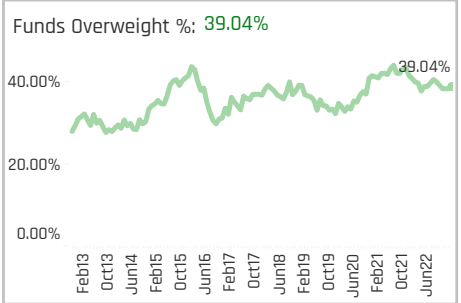
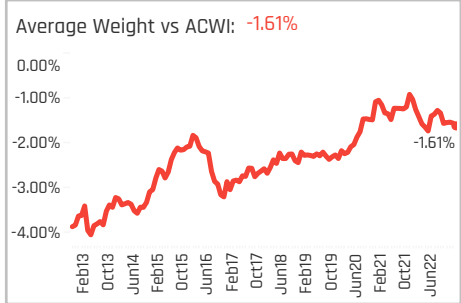


Aggregate Stock Holdings Data, Ranked by Most Widely Held.

Ticker	Stock Name	Funds Invested %	Average Weight	Vs Benchmark	Fund AUM, \$
1299-HK	AIA Group Limited	36.52%	0.65%	0.43%	\$5,776M
JPM-US	JPMorgan Chase & Co.	31.46%	0.48%	-0.24%	\$6,368M
SPGI-US	S&P Global, Inc.	23.60%	0.32%	0.10%	\$2,255M
WFC-US	Wells Fargo & Company	21.07%	0.26%	-0.05%	\$2,635M
500180-IN	HDFC Bank Limited	20.51%	0.39%	0.39%	\$2,705M
MMC-US	Marsh & McLennan Companie..	19.66%	0.18%	0.05%	\$1,366M
SCHW-US	Charles Schwab Corp	19.10%	0.32%	0.14%	\$2,695M
BNP-FR	BNP Paribas S.A. Class A	18.26%	0.19%	0.05%	\$1,819M
ICE-US	Intercontinental Exchange, Inc.	17.70%	0.26%	0.16%	\$1,961M
D05-SG	DBS Group Holdings Ltd	17.70%	0.20%	0.12%	\$1,621M
C-US	Citigroup Inc.	17.42%	0.15%	-0.01%	\$1,222M
CB-US	Chubb Limited	16.85%	0.13%	-0.03%	\$2,105M
AXP-US	American Express Company	16.85%	0.22%	0.01%	\$1,808M
BAC-US	Bank of America Corp	16.29%	0.19%	-0.24%	\$1,776M
CS-FR	AXA SA	16.01%	0.16%	0.06%	\$1,718M

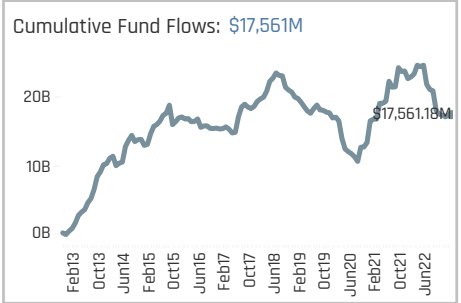
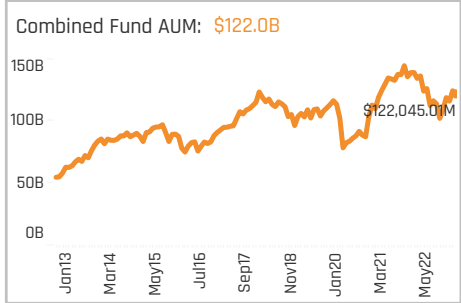
Top Holdings, \$

Fund Name	Value
American Funds Capital World Growth ..	\$13,351M
American Funds New Perspective Fund	\$12,119M
First Eagle Global Fund	\$5,620M
DWS Top Dividende	\$3,284M
St. James's Place Unit Trust - Global V..	\$3,053M
Dodge & Cox Global Stock Fund	\$2,936M
Old Westbury Large Cap Strategies Fu..	\$2,920M
Fidelity Funds SICAV - Global Dividend ..	\$2,635M
American Funds New Economy Fund	\$2,485M
SJP Global Quality Fund	\$2,252M
DWS Vermoegensbildungsfonds I	\$2,013M
Deka - Dividendenstrategie	\$1,843M
Franklin Mutual Ser. Fds. - Global Disco..	\$1,685M
Wellington Mgmt. Fds. (LU) - Global Qu..	\$1,599M
UniGlobal	\$1,586M



Top Stock Holdings, %

Fund Name	Ticker	Stock Name	Weight
Castle Focus Fund	BRK.B-US	Berkshire Hathaway L..	9.28%
Davis Global Fund	DANSKE-DK	Danske Bank A/S	7.30%
GuardCap UCITS Funds Plc - Global Equ..	CME-US	CME Group Inc. Class A	6.88%
Wellington Mgmt. Funds (IE) Plc - Dura..	IFC-CA	Intact Financial Corpa..	6.75%
Thornburg Global Opportunities Fund	BIRG-IE	Bank of Ireland Group ..	6.73%
Morgan Stanley Inv. Fds. - Global Opp..	500180-IN	HDFC Bank Limited	6.69%
Davis Global Fund	D05-SG	DBS Group Holdings L..	6.54%
Ninety One Glb. Strat. Fd. - Global Quali..	MCO-US	Moody's Corporation	6.32%
Davis Global Fund	WFC-US	Wells Fargo & Compa..	6.05%
Davis Global Fund	2318-HK	Ping An Insurance (Gr..	6.05%
Holberg Global	AZA-SE	Avanza Bank Holding ..	6.03%
Castle Focus Fund	L-US	Loews Corporation	6.03%
GuardCap UCITS Funds Plc - Global Equ..	MKTX-US	MarketAxess Holdings..	6.02%
Franklin Mutual Ser. Fds. - Quest Fund	FHN-US	First Horizon Corporat..	5.91%
LF Liontrust Investment Funds III - Glo..	FISV-US	Fiserv, Inc.	5.86%



Aggregate Country Holdings: [Ave Wgt] / [vs ACWI] / [Funds Invested]

Country	Ave Wgt	Vs ACWI	Funds Invested
United States	6.29%	-0.55%	92.42%
China & HK	0.96%	0.12%	54.21%
United Kingdom	0.82%	0.07%	48.88%
India	0.66%	0.30%	30.90%
Canada	0.62%	-0.51%	36.24%
Germany	0.50%	0.12%	32.30%
France	0.47%	0.11%	35.11%
Japan	0.43%	-0.23%	33.71%
Switzerland	0.41%	-0.02%	34.55%
Singapore	0.34%	0.14%	28.09%
Netherlands	0.30%	0.13%	24.72%
Sweden	0.20%	0.00%	15.45%
Indonesia	0.18%	0.03%	14.61%
Italy	0.16%	-0.06%	19.10%
Spain	0.14%	-0.09%	17.70%

Top Country Holdings, %

Fund Name	Country	Weight
Skagen Global	United States	22.77%
St. James's Place Unit Trust - Global	United States	21.02%
Artisan Global Value Fund	United States	20.28%
Invesco Global Inv. Ser. - Global Equity..	United States	19.40%
Castle Focus Fund	United States	19.29%
Fidelity Funds SICAV - Global Focus Fu..	United States	16.79%
Franklin Mutual Ser. Fds. - Quest Fund	United States	16.72%
Multicooperation SICAV - Julius Baer E..	United States	15.88%
Fidelity Inv. Trust - Worldwide Fund	United States	15.62%
Sparinvest Value Aktier	United States	14.92%
Redwheel Funds SICAV - Global Horiza..	United States	14.51%
Polaris Global Value Fund	United States	14.49%
CapitalatWork Foyer Umbrella - Contra..	United States	14.08%
Franklin Mutual Ser. Fds. - Beacon Fund	United States	14.01%
Artemis Institutional Global Capital Fu..	United States	13.75%

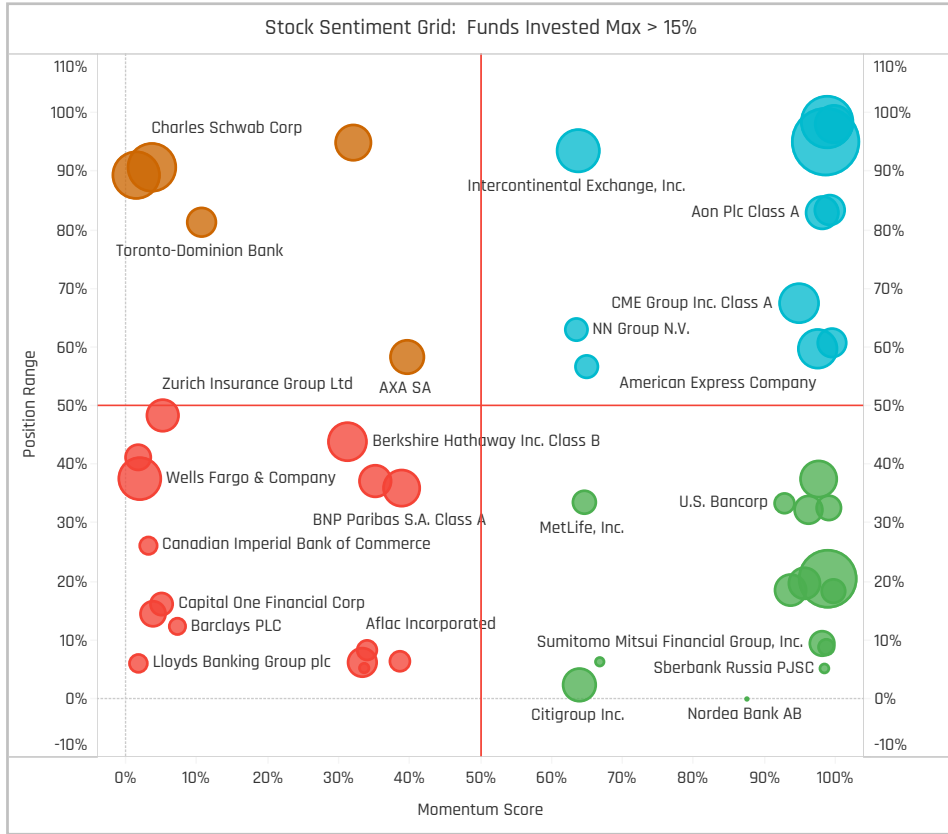
Top Stock Holdings, \$

Fund Name	Ticker	Stock Name	Value
American Funds New Perspective Fund	1299-HK	AIA Group Limited	\$1,468M
American Funds New Perspective Fund	JPM-US	JPMorgan Chase & Co.	\$1,355M
American Funds Capital World Growth ..	ZURN-CH	Zurich Insurance Group L..	\$1,150M
American Funds Capital World Growth ..	1299-HK	AIA Group Limited	\$823M
Morgan Stanley Inv. Fds. - Global Bran..	ICE-US	Intercontinental Exchan..	\$805M
American Funds New Perspective Fund	CB-US	Chubb Limited	\$805M
American Funds Capital World Growth ..	500247-IN	Katak Mahindra Bank Li..	\$791M
American Funds Capital World Growth ..	TD-CA	Toronto-Dominion Bank	\$775M
Morgan Stanley Inv. Fds. - Global Opp..	500180-IN	HDFC Bank Limited	\$661M
American Funds New Perspective Fund	LSEG-GB	London Stock Exchange ..	\$636M
American Funds Capital World Growth ..	JPM-US	JPMorgan Chase & Co.	\$618M
First Eagle Global Fund	BK-US	Bank of New York Mello..	\$585M
Old Westbury Large Cap Strategies Fu..	XLF-US	Financial Select Sector S..	\$560M
First Eagle Global Fund	GBLB-BE	Groupe Bruxelles Lambe..	\$546M
American Funds New Perspective Fund	AON-US	Aon Plc Class A	\$538M

Largest Changes in Fund Weight, %

Fund Name	New or C..	Change
Fidelity Inv. Trust - Worldwide F..		9.56%
DWS Concept DJE Globale Aktien		9.53%
LO Funds - Golden Age		7.89%
Ranmore Global Equity Fund Plc		6.39%
Artisan Global Equity Fund		6.09%
Uni 21. Jahrhundert -net-		5.24%
BNY Mellon Investment Fds. - Gl..		4.99%
Franklin Mutual Ser. Fds. - Ques..		-3.66%
Handelsbanken Global Tema		-4.17%
Invesco Global Inv. Ser. - Global..		-4.24%
Fidelity Series Intrinsic Opportu..		-4.97%
Longleaf Partners Global Fund		-5.86%
Castle Focus Fund		-7.02%
Eaton Vance Richard Bernstein ..		-7.28%

Ave Wgt Δ	Funds Invested Δ	Fund Flows, \$	Av Wgt vs ACWI Δ	Funds O/W % Δ
0.70%	1.12%	(\$3,483M)	-0.34%	-1.69%



Aggregate Stock Holdings Changes

Ticker	Stock Name	Funds Invested % Δ	Average Weight Δ	Fund Flows, \$
BMRI-ID	PT Bank Mandiri (Persero) Tbk	1.97%	0.01%	\$51M
BAM-CA	Brookfield Asset Management ..	1.69%	0.01%	\$56M
AJG-US	Arthur J. Gallagher & Co.	1.69%	-0.01%	\$227M
D05-SG	DBS Group Holdings Ltd	1.69%	0.03%	\$377M
WRB-US	W. R. Berkley Corporation	1.40%	0.01%	(\$59M)
532174-IN	ICICI Bank Limited	1.40%	0.00%	\$161M
HSBA-GB	HSBC Holdings Plc	1.40%	0.02%	\$43M
G-IT	Assicurazioni Generali S.p.A.	-1.69%	0.00%	(\$11M)
CIX-CA	CI Financial Corp.	-1.69%	0.00%	(\$5M)
TROW-US	T. Rowe Price Group	-1.97%	0.00%	(\$6M)
ADM-GB	Admiral Group plc	-1.97%	0.00%	\$1M
2318-HK	Ping An Insurance (Group) Co..	-1.97%	0.00%	(\$12M)
PRU-GB	Prudential plc	-2.25%	0.02%	(\$21M)
Y-US	Alleghany Corporation	-2.81%	-0.02%	(\$334M)

Largest Fund Flows, \$

Fund Name	New or Cl..	Flow
Old Westbury Large Cap Strate..		\$620M
DWS Top Dividende		\$299M
St. James's Place Unit Trust - G..		\$255M
Robeco Capital Gr. Fds. - BP Glo..		\$175M
Fidelity Inv. Trust - Worldwide F..		\$161M
Morgan Stanley Inv. Fds. - Glo..		\$124M
UniNachhaltig Aktien Global		\$123M
UniFavorit: Aktien		(\$269M)
Swedbank Robur Globalfond		(\$289M)
St. James's Place International..		(\$407M)
American Funds New Perspecti..		(\$413M)
First Eagle Global Fund		(\$569M)
Fidelity Series Intrinsic Opportu..		(\$656M)
American Funds Capital World ..		(\$1,308M)

Largest Fund Level Changes in Stock Weight, %

Fund Name	Stock Name	New ..	Change
Thornburg Global Opportunities Fu..	BNP Paribas S.A. Class A		4.82%
Eaton Vance Focused Global Oppor..	JPMorgan Chase & Co.	New	4.34%
Fidelity Inv. Trust - Worldwide Fund	Fiserv, Inc.	New	3.57%
Ranmore Global Equity Fund Plc	Sberbank Russia PJSC	New	3.45%
American Century Focused Global ..	MarketAxess Holdings Inc.	New	3.08%
American Century Focused Global ..	AXA SA	New	3.03%
Pioneer Global Sustainable Equity ..	ABN AMRO Bank N.V. Dep..		2.99%
SEB Aktiesparfond	Investor AB Class B	Close	-3.16%
Touchstone Strategic Trust - Non-..	Discover Financial Serv..	Close	-3.59%
Janus Henderson Global Equity Fu..	Housing Development Fin..	Close	-3.69%
Janus Henderson Global Equity Fu..	Berkshire Hathaway Inc. ..	Close	-3.81%
Castle Focus Fund	Alleghany Corporation	Close	-5.20%
Invesco Global Inv. Ser. - Global E..	3i Group plc	Close	-5.91%
Longleaf Partners Global Fund	EXOR N.V.	Close	-8.07%

Country Holding Changes: [Funds Invested Δ] / [Ave Wgt Δ] / Fund Flows, \$

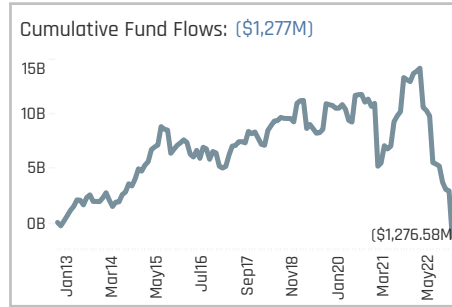
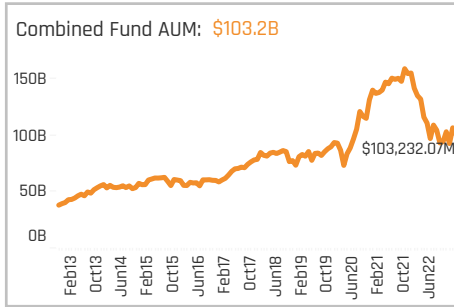
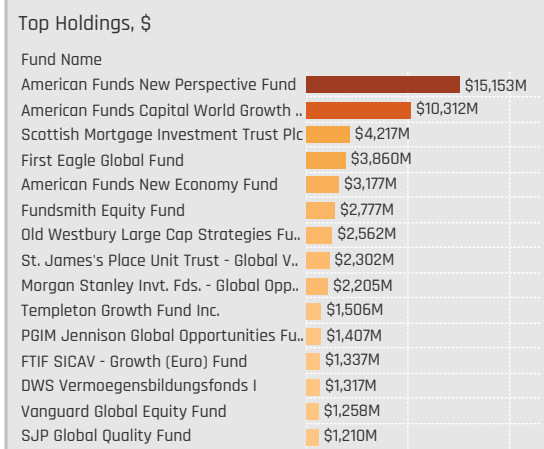
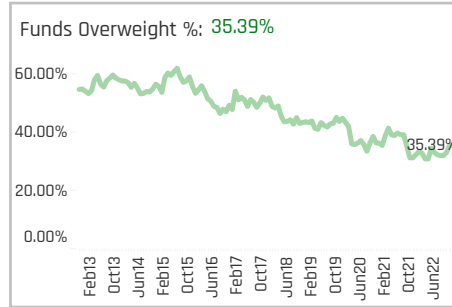
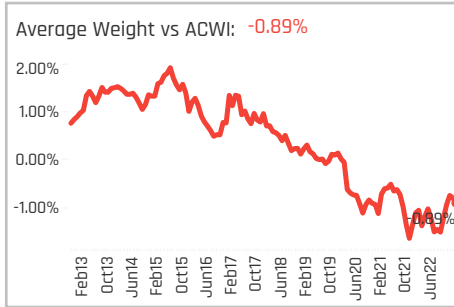
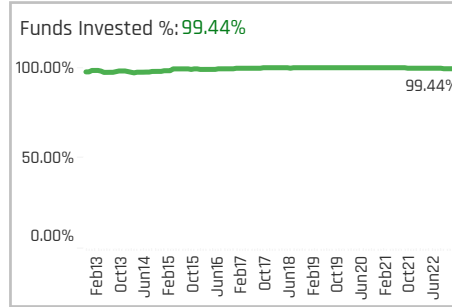
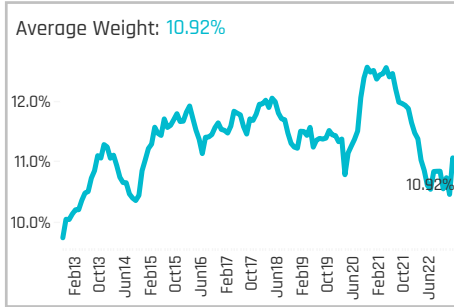
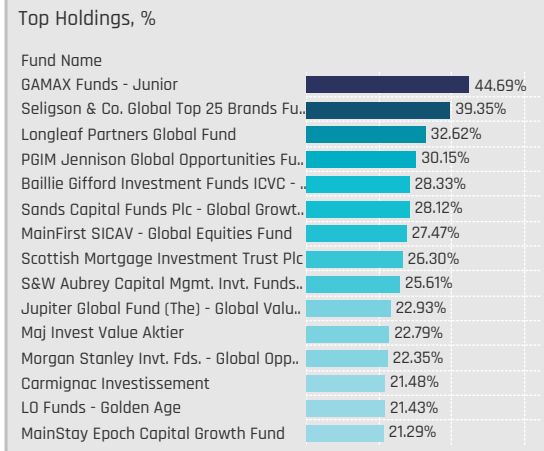
Country	Wgt Δ	Flow
Japan	3.65%	\$229M
Singapore	1.97%	(\$620M)
Indonesia	1.97%	\$32M
Australia	1.69%	(\$165M)
Israel	0.84%	\$162M
United Arab Emirates	0.84%	(\$12M)
Russia	0.84%	\$12M
Canada	-0.56%	(\$236M)
Taiwan	-0.84%	(\$18M)
Norway	-0.84%	(\$40M)
Sweden	-1.12%	(\$104M)
Belgium	-1.40%	(\$240M)
Italy	-1.69%	(\$32M)
United Kingdom	-3.09%	(\$261M)

Largest Changes in Fund Country Weight, %

Fund Name	New o..	Country	Change
Fidelity Inv. Trust - Worldwide Fund		United States	8.53%
Thornburg Global Opportunities Fund		France	4.82%
Touchstone Strategic Trust - Non-U..		United Kingdom	4.12%
Franklin Mutual Ser. Fds. - Global Di..		United States	3.98%
JOHCM Umbrella Fund Plc - Global S..	New	Brazil	3.65%
Touchstone Strategic Trust - Non-U..		Sweden	3.64%
BNY Mellon Investment Fds. - Global..		United States	3.63%
Artemis Global Select Fund		United States	-4.03%
Fidelity Series Intrinsic Opportunitie..		United States	-4.64%
Invesco Global Inv. Ser. - Global Eq..		United Kingdom	-5.12%
Janus Henderson Global Equity Fund		United States	-6.07%
Castle Focus Fund		United States	-7.02%
Longleaf Partners Global Fund	Close	Netherlands	-8.07%
Touchstone Strategic Trust - Non-U..	Close	United States	-13.36%

Largest Fund Level Stock Inflows/Outflows, \$

Fund Name	Stock Name	New..	Flow
Old Westbury Large Cap Strategies..	Financial Select Sector S..	New	\$533M
DWS Top Dividende	U.S. Bancorp	New	\$299M
American Funds New Perspective F..	Morgan Stanley		\$278M
American Funds Capital World Gro..	DBS Group Holdings Ltd	New	\$231M
American Funds New Perspective F..	Blackstone Inc.		\$223M
American Funds Capital World Gro..	Morgan Stanley		\$197M
Franklin Mutual Ser. Fds. - Global Di..	JPMorgan Chase & Co.	New	\$170M
American Funds New Perspective F..	SVB Financial Group	Close	(\$200M)
American Funds Capital World Gro..	KBC Group N.V.		(\$215M)
First Eagle Global Fund	Alleghany Corporation	Close	(\$260M)
American Funds New Perspective F..	CME Group Inc. Class A		(\$276M)
American Funds Capital World Gro..	Kotak Mahindra Bank Li..		(\$287M)
American Funds Capital World Gro..	ING Groep NV		(\$307M)
American Funds Capital World Gro..	CME Group Inc. Class A		(\$435M)

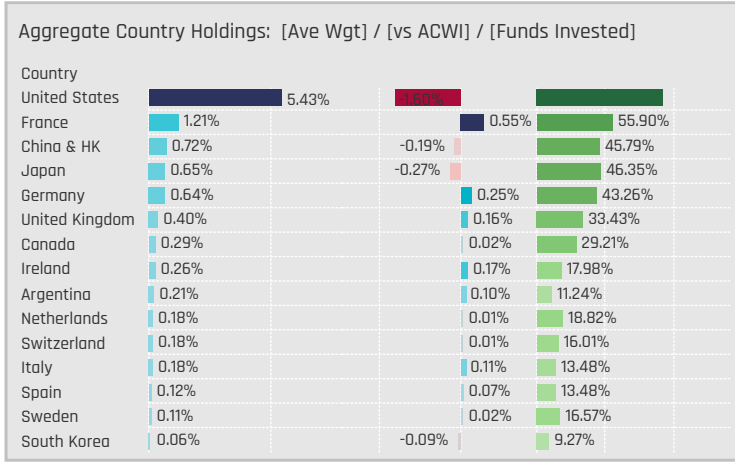


Aggregate Stock Holdings Data, Ranked by Most Widely Held.

Ticker	Stock Name	Funds Invested %	Average Weight	Vs Benchmark	Fund AUM, \$
AMZN-US	Amazon.com, Inc.	44.94%	0.92%	-0.54%	\$7,564M
MC-FR	LVMH Moet Hennessy Louis V..	34.27%	0.68%	0.29%	\$8,805M
NKE-US	NIKE, Inc. Class B	22.75%	0.30%	0.04%	\$3,449M
HD-US	Home Depot, Inc.	21.91%	0.23%	-0.28%	\$3,346M
TSLA-US	Tesla Inc	21.07%	0.23%	-0.70%	\$5,225M
BKNG-US	Booking Holdings Inc.	21.07%	0.26%	0.08%	\$4,008M
COST-US	Costco Wholesale Corporation	20.51%	0.22%	-0.13%	\$2,087M
9988-HK	Alibaba Group Holding Ltd.	19.10%	0.22%	-0.07%	\$2,062M
AZO-US	AutoZone, Inc.	17.42%	0.16%	0.05%	\$1,220M
TJX-US	TJX Companies Inc	16.85%	0.22%	0.06%	\$1,262M
MCD-US	McDonald's Corporation	16.01%	0.17%	-0.18%	\$1,093M
WMT-US	Walmart Inc.	14.04%	0.13%	-0.23%	\$992M
APTV-US	Aptiv PLC	14.04%	0.22%	0.16%	\$1,165M
7974-JP	Nintendo Co., Ltd.	13.76%	0.09%	0.01%	\$476M
STLAM-IT	Stellantis N.V.	13.20%	0.09%	0.02%	\$970M

Top Stock Holdings, %

Fund Name	Ticker	Stock Name	Weight
Baillie Gifford Investment Funds ICVC - ..	MELI-US	MercadoLibre, Inc.	7.77%
First Sentier Investors ICVC - Stewart I..	500520-IN	Mahindra & Mahindra ..	7.54%
GuardCap UCITS Funds Plc - Global Equ..	BKNG-US	Booking Holdings Inc.	7.34%
Baron Global Advantage Fund	MELI-US	MercadoLibre, Inc.	7.31%
Mundoval Fund	LVMUY-US	LVMH Moet Hennessy ..	7.12%
Invesco Global Inv. Ser. - Global Focus ..	RMS-FR	Hermes International ..	6.62%
PGIM Jennison Global Opportunities Fu..	RMS-FR	Hermes International ..	6.53%
Invesco Global Growth Fund	MC-FR	LVMH Moet Hennessy ..	6.43%
MassMutual Premier Global Fund	MC-FR	LVMH Moet Hennessy ..	6.41%
Ninety One Glb. Strat. Fd. - Global Valu..	VTSC-DE	Vitesco Technologies ..	6.38%
PGIM Jennison Global Opportunities Fu..	MC-FR	LVMH Moet Hennessy ..	6.37%
Loomis Sayles Global Growth Fund	MELI-US	MercadoLibre, Inc.	6.13%
Morgan Stanley Inv. Fds. - Global Opp..	MELI-US	MercadoLibre, Inc.	6.05%
Quilter Investors Series I - Global Unco..	AMZN-US	Amazon.com, Inc.	5.92%
Ninety One Glb. Strat. Fd. - Global Fran..	BKNG-US	Booking Holdings Inc.	5.82%



Top Country Holdings, %

Fund Name	Country	Weight
GAMAX Funds - Junior	United States	27.69%
Maj Invest Value Aktier	United States	18.40%
Sarasin IE Global Equity Opportunities ..	United States	17.20%
Sarasin IE Global Equity Opportunities ..	United States	17.13%
Longleaf Partners Global Fund	United States	15.43%
Frontier MFG Global Plus Fund	United States	15.39%
JPMorgan Funds - Global Focus Fund	United States	15.04%
JSS Investmentfonds - Sustainable Eq..	United States	13.91%
Foord SICAV - Global Equity Fund LU	China & HK	13.87%
JPMorgan Investment Funds - Global S..	United States	13.66%
AZ Fund 1 - Equity - Global Growth	United States	13.64%
Quilter Investors Series I - Global Unco..	United States	13.40%
MainStay Epoch Capital Growth Fund	United States	13.12%
Seligson & Co. Global Top 25 Brands Fu..	United States	12.99%
PGIM Jennison Global Opportunities Fu..	France	12.90%

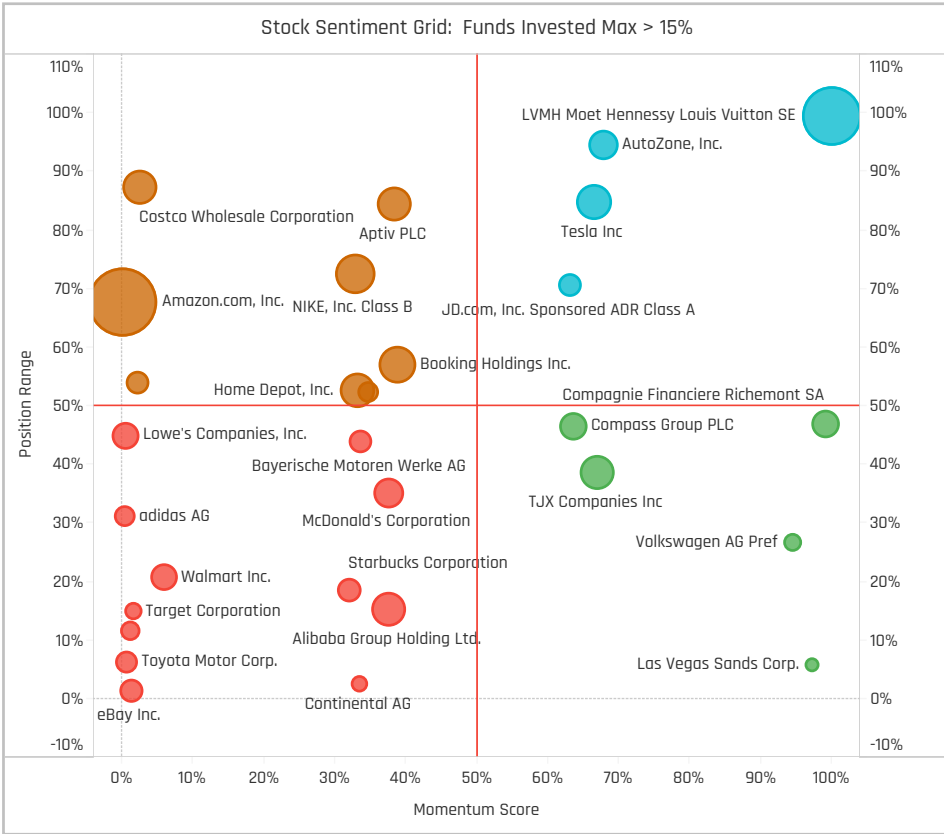
Top Stock Holdings, \$

Fund Name	Ticker	Stock Name	Value
American Funds New Perspective Fund	TSLA-US	Tesla Inc	\$2,686M
American Funds Capital World Growth ..	MC-FR	LVMH Moet Hennessy La..	\$2,009M
Fundsmith Equity Fund	MC-FR	LVMH Moet Hennessy La..	\$1,453M
American Funds New Perspective Fund	MC-FR	LVMH Moet Hennessy La..	\$1,424M
American Funds Capital World Growth ..	HD-US	Home Depot, Inc.	\$1,108M
American Funds New Perspective Fund	BKNG-US	Booking Holdings Inc.	\$997M
Scottish Mortgage Investment Trust Plc	TSLA-US	Tesla Inc	\$841M
First Eagle Global Fund	CFR-CH	Compagnie Financiere Ri..	\$770M
American Funds New Perspective Fund	HD-US	Home Depot, Inc.	\$742M
American Funds New Perspective Fund	COST-US	Costco Wholesale Corpa..	\$737M
American Funds New Perspective Fund	RMS-FR	Hermes International SC..	\$736M
Fundsmith Equity Fund	NKE-US	NIKE, Inc. Class B	\$730M
American Funds Capital World Growth ..	GM-US	General Motors Company	\$699M
Scottish Mortgage Investment Trust Plc	MELI-US	MercadoLibre, Inc.	\$688M
Morgan Stanley Inv. Fds. - Global Bran..	MC-FR	LVMH Moet Hennessy La..	\$687M

Largest Changes in Fund Weight, %

Fund Name	New or C..	Change
GAM Funds - Disruptive Growth		0.83%
Artisan Global Equity Fund		8.97%
S&W Aubrey Capital Mgmt. Invnt...		8.66%
Seligson & Co. Global Top 25 Br..		7.18%
Janus Henderson Global Equity ..		6.28%
GAM Star Fund Plc - Worldwide ..		5.71%
Ninety One Glb. Strat. Fd. - Glob..		4.78%
UniNachhaltig Aktien Global		-4.09%
PGIM Jennison Global Opportuni..		-4.82%
Polen Global Robur Allemansfond		-4.89%
Baillie Gifford Investment Funds..		-4.90%
Invesco Global Invnt. Ser. - Global..		-5.20%
Fidelity Advisor Global Capital A..		-5.49%
Invesco Global Invnt. Ser. - Global..		-5.64%

Ave Wgt Δ	Funds Invested Δ	Fund Flows, \$	Av Wgt vs ACWI Δ	Funds O/W % Δ
0.07%	-0.28%	(\$6,558M)	0.55%	3.37%



Aggregate Stock Holdings Changes

Ticker	Stock Name	Funds Invested % Δ	Average Weight Δ	Fund Flows, \$
P911-DE	Porsche AG	4.49%	0.03%	\$201M
HRB-US	H&R Block, Inc.	2.53%	0.00%	\$18M
RACE-IT	Ferrari NV	2.25%	0.05%	\$13M
MC-FR	LVMH Moet Hennessy Louis Vu..	2.25%	0.15%	\$315M
MELI-US	MercadoLibre, Inc.	1.97%	0.08%	(\$16M)
ABNB-US	Airbnb, Inc. Class A	1.97%	0.02%	(\$51M)
MAR-US	Marriott International, Inc. Cla..	1.69%	0.01%	(\$7M)
LOW-US	Lowe's Companies, Inc.	-1.69%	-0.02%	(\$51M)
GM-US	General Motors Company	-1.69%	-0.01%	(\$375M)
ADS-DE	adidas AG	-1.69%	-0.03%	(\$121M)
KGF-GB	Kingfisher Plc	-1.97%	0.00%	(\$6M)
KER-FR	Kering SA	-1.97%	0.01%	(\$300M)
7203-JP	Toyota Motor Corp.	-1.97%	-0.02%	(\$243M)
AMZN-US	Amazon.com, Inc.	-3.09%	-0.42%	(\$1,276M)

Largest Fund Flows, \$

Fund Name	New or Cl..	Flow
St. James's Place Unit Trust - G..		\$416M
Vanguard Global Equity Fund		\$236M
Old Westbury Large Cap Strate..		\$124M
Swedbank Robur Allemansfond..		\$120M
Morgan Stanley Invnt. Fds. - Glo..		\$110M
Templeton Growth Fund Inc.		\$98M
Robeco Capital Gr. Fds. - BP Glo..		\$95M
American Funds New Economy ..		(\$173M)
T Rowe Price Global Stock Fund		(\$212M)
Fidelity Series Intrinsic Opportu..		(\$297M)
American Funds Capital World ..		(\$430M)
St. James's Place International..		(\$491M)
PGIM Jennison Global Opportun..		(\$550M)
American Funds New Perspecti..		(\$3,686M)

Largest Fund Level Changes in Stock Weight, %

Fund Name	Stock Name	New ..	Change
Ninety One Glb. Strat. Fd. - Global ..	Ferrari NV	New	3.63%
Seligson & Co. Global Top 25 Bran..	Amazon.com, Inc.	New	3.50%
Baron Global Advantage Fund	MercadoLibre, Inc.		3.05%
Thornburg Global Opportunities Fu..	Mercedes-Benz Group AG	New	3.05%
S&W Aubrey Capital Mgmt. Invnt. F..	LVMH Moet Hennessy La..	New	3.05%
Scharf Global Opportunity Fund	Booking Holdings Inc.	New	3.05%
Value Square Fund - Equity World	Bayerische Motoren Wer..		3.00%
T Rowe Price Global Stock Fund	Amazon.com, Inc.		-3.44%
American Funds New Perspective ..	Tesla Inc		-3.74%
DWS Concept DJE Globale Aktien	Amazon.com, Inc.		-3.86%
Vanguard Global ESG Select Stack ..	Starbucks Corporation	Close	-4.09%
S&W Aubrey Capital Mgmt. Invnt. F..	Maruti Suzuki India Limit..	Close	-4.40%
Baron Global Advantage Fund	Amazon.com, Inc.	Close	-5.54%
PGIM Jennison Global Opportuni..	Tesla Inc		-5.99%

Country Holding Changes: [Funds Invested Δ] / [Ave Wgt Δ] // Fund Flows, \$

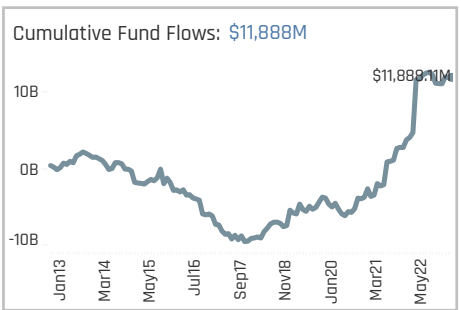
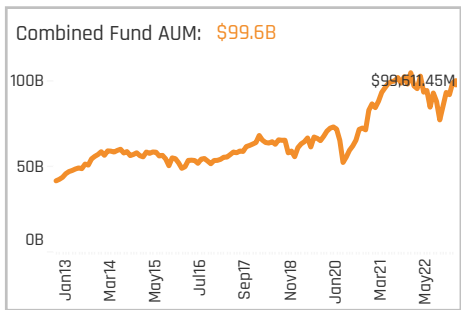
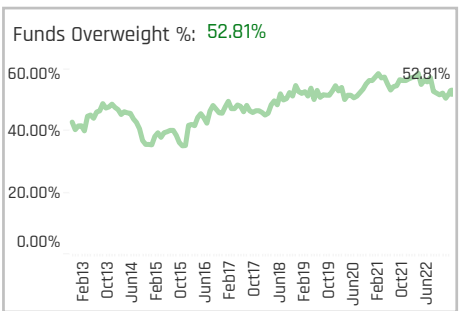
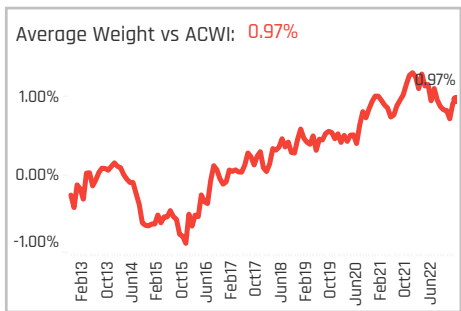
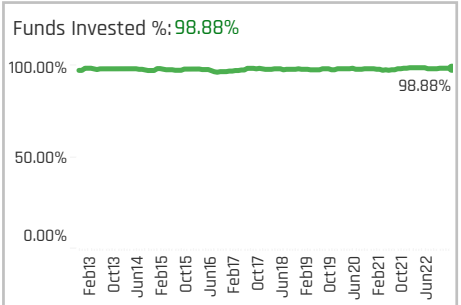
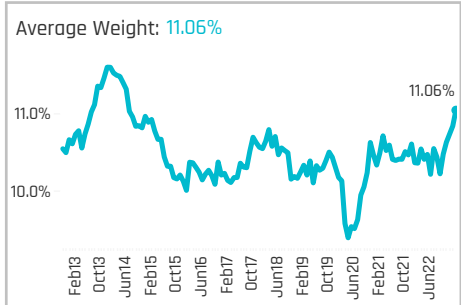
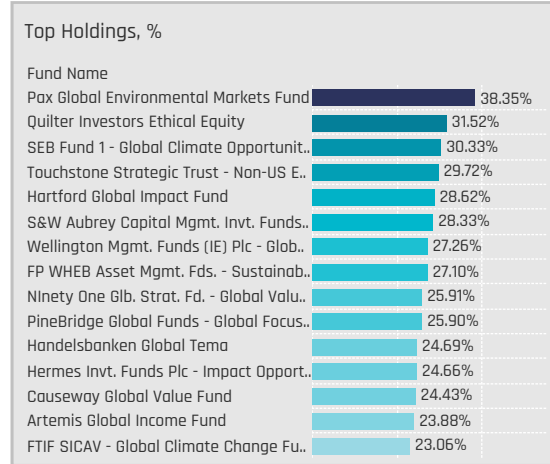
Country	Weight Change	Flow
Italy	2.25%	\$20M
France	1.97%	\$166M
Argentina	1.97%	(\$16M)
Switzerland	1.40%	(\$357M)
Spain	1.40%	\$1M
China & HK	1.12%	(\$278M)
Singapore	1.12%	\$337M
Taiwan	-0.84%	(\$18M)
Luxembourg	-0.84%	(\$6M)
Brazil	-0.84%	(\$29M)
United States	-1.69%	(\$5,240M)
Japan	-2.53%	(\$303M)
Germany	-2.53%	(\$147M)
United Kingdom	-4.75%	(\$1M)

Largest Changes in Fund Country Weight, %

Fund Name	New o..	Country	Change
Artisan Global Equity Fund		China & HK	7.28%
Janus Henderson Global Equity Fund		United States	6.87%
S&W Aubrey Capital Mgmt. Invnt. Fu..	New	China & HK	5.95%
GAM Funds - Disruptive Growth		China & HK	4.67%
GAM Funds - Disruptive Growth		United States	4.52%
John Hancock Funds II - Global Equi..		United States	4.45%
Fidelity Series Intrinsic Opportunitie..		United States	3.83%
Covea Actions Monde		United States	-4.50%
Baillie Gifford Investment Funds ICV..		United States	-4.54%
Fidelity Advisor Global Capital Appr..		United States	-4.88%
American Funds New Perspective Fu..		United States	-4.93%
Janus Henderson Global Equity Fund	Close	United Kingdom	-5.25%
Baron Global Advantage Fund		United States	-5.53%
PGIM Jennison Global Opportunites..		United States	-9.14%

Largest Fund Level Stock Inflows/Outflows, \$

Fund Name	Stock Name	New..	Flow
American Funds Capital World Gra..	Sea Ltd. (Singapore) Spa..	New	\$309M
American Funds New Perspective F..	Entain PLC		\$272M
American Funds Capital World Gra..	Dollar Tree, Inc.		\$251M
American Funds Capital World Gra..	Lennar Corporation Class..	New	\$209M
UniGlobal	Walmart Inc.	New	\$165M
Franklin Mutual Ser. Fds. - Global Di..	DENSO CORPORATION	New	\$154M
American Funds Capital World Gra..	Target Corporation		\$127M
Scottish Mortgage Investment Trus..	Alibaba Group Holding Lt..	Close	(\$258M)
American Funds Capital World Gra..	Stellantis N.V.		(\$276M)
American Funds New Perspective F..	NIKE, Inc. Class B		(\$277M)
American Funds New Perspective F..	Prosus N.V. Class N		(\$343M)
American Funds Capital World Gra..	Volkswagen AG Pref	Close	(\$410M)
American Funds New Perspective F..	Amazon.com, Inc.		(\$873M)
American Funds New Perspective F..	Tesla Inc		(\$2,240M)



Aggregate Stock Holdings Data, Ranked by Most Widely Held.

Ticker	Stock Name	Funds Invested %	Average Weight	Vs Benchmark	Fund AUM, \$
SU-FR	Schneider Electric SE	26.12%	0.43%	0.28%	\$3,195M
AMAT-US	Applied Materials, Inc.	19.10%	0.19%	0.02%	\$2,536M
UPS-US	United Parcel Service, Inc. Cla..	16.57%	0.14%	-0.08%	\$539M
DPW-DE	Deutsche Post AG	16.01%	0.14%	0.07%	\$749M
WM-US	Waste Management, Inc.	15.73%	0.15%	0.05%	\$727M
UNP-US	Union Pacific Corporation	15.17%	0.16%	-0.05%	\$1,339M
DE-US	Deere & Company	14.61%	0.22%	0.01%	\$2,069M
CP-CA	Canadian Pacific Railway Limi..	12.36%	0.14%	0.01%	\$1,617M
MMM-US	3M Company	12.08%	0.07%	-0.04%	\$358M
GWW-US	W.W. Grainger, Inc.	11.80%	0.09%	0.02%	\$355M
8035-JP	Tokyo Electron Ltd.	11.80%	0.10%	0.00%	\$1,264M
AIR-FR	Airbus SE	11.52%	0.16%	0.02%	\$3,772M
TT-US	Trane Technologies plc	11.24%	0.18%	0.10%	\$606M
DG-FR	VINCI SA	10.96%	0.12%	0.02%	\$1,625M
CNR-CA	Canadian National Railway C..	10.96%	0.09%	-0.04%	\$547M



Top Stock Holdings, %

Fund Name	Ticker	Stock Name	Weight
Morgan Stanley Inv. Fds. - Global Opp..	UBER-US	Uber Technologies, Inc.	9.38%
Morgan Stanley Inv. Fds. - Global Opp..	DSV-DK	DSV A/S	6.89%
Polen Global Growth Fund	ICLN-US	ICDN Plc	6.70%
Ninety One Glob. Strat. Fd. - Global Valu..	AER-US	AerCap Holdings NV	6.33%
Longleaf Partners Global Fund	FDX-US	FedEx Corporation	6.26%
Longleaf Partners Global Fund	GE-US	General Electric Comp..	5.64%
Maj Invest Value Aktier	PH-US	Parker-Hannifin Corpo..	5.56%
Schoellerbank Aktienfonds Value	SU-FR	Schneider Electric SE	5.45%
Causeway Global Value Fund	RR-GB	Rolls-Royce Holdings ..	5.45%
Baillie Gifford Investment Funds ICVC - ..	DE-US	Deere & Company	5.33%
First Sentier Investors ICVC - Stewart I..	DPW-DE	Deutsche Post AG	5.33%
MassMutual Premier Global Fund	AIR-FR	Airbus SE	5.11%
S&W Aubrey Capital Mgmt. Inv. Funds..	AXON-US	Axon Enterprise Inc	5.10%
M&G (Lux) Investment Funds 1 - Positiv..	JCI-US	Johnson Controls Inte..	5.08%
Skagen Global	DSV-DK	DSV A/S	5.07%

Aggregate Country Holdings: [Ave Wgt] / [vs ACWI] / [Funds Invested]

Country	Ave Wgt	Vs ACWI	Funds Invested
United States	4.60%	-0.44%	90.73%
France	1.24%	0.59%	
Japan	1.00%	-0.21%	61.80%
United Kingdom	0.83%	0.35%	50.28%
Sweden	0.53%	0.21%	35.96%
Ireland	0.50%	0.32%	30.90%
Canada	0.39%	-0.05%	31.74%
Germany	0.34%	0.15%	31.18%
Denmark	0.26%	0.10%	24.44%
China & HK	0.26%	-0.08%	29.78%
Switzerland	0.22%	-0.04%	25.56%
Netherlands	0.20%	0.14%	21.63%
Spain	0.12%	0.01%	19.38%
Finland	0.11%	0.08%	11.24%
Australia	0.10%	0.00%	17.98%

Top Country Holdings, %

Fund Name	Country	Weight
PineBridge Global Funds - Global Focus..	United States	18.84%
Pax Global Environmental Markets Fund	United States	17.93%
Wellington Mgmt. Funds (IE) Plc - Glob..	United States	14.46%
Hartford Global Impact Fund	United States	14.07%
Quilter Investors Ethical Equity	United States	13.86%
SEB Fund 1 - Global Climate Opportunit..	United States	12.80%
S&W Aubrey Capital Mgmt. Inv. Funds..	United States	12.66%
AB Sustainable Global Thematic Fund	United States	12.40%
Aberdeen Std. OEIC II - ASI Global Unco..	United States	12.24%
First Sentier Investors ICVC - Stewart I..	United States	11.94%
Longleaf Partners Global Fund	United States	11.91%
Quilter Investors Ethical Equity	Japan	11.31%
Swedbank Robur Aktiefond Pension	Sweden	11.24%
DWS SDG Global Equities	United States	11.06%
AEGON ASSET Mgmt. Inv. Co. (Ireland) ..	United States	11.05%

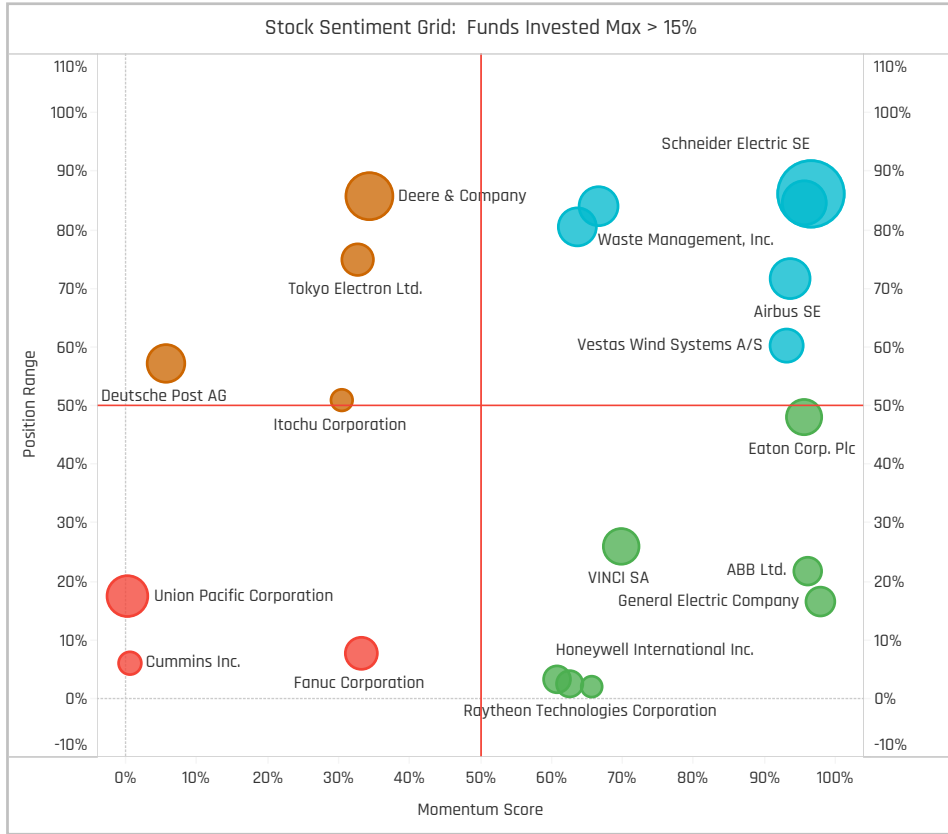
Top Stock Holdings, \$

Fund Name	Ticker	Stock Name	Value
American Funds Capital World Growth ..	AIR-FR	Airbus SE	\$1,291M
American Funds Capital World Growth ..	GE-US	General Electric Company	\$1,135M
American Funds New Perspective Fund	CAT-US	Caterpillar Inc.	\$1,085M
American Funds New Perspective Fund	DSV-DK	DSV A/S	\$1,034M
Morgan Stanley Inv. Fds. - Global Opp..	UBER-US	Uber Technologies, Inc.	\$925M
American Funds New Perspective Fund	AIR-FR	Airbus SE	\$896M
American Funds New Perspective Fund	CARR-US	Carrier Global Corp.	\$896M
American Funds Capital World Growth ..	BA-GB	BAE Systems plc	\$884M
American Funds Capital World Growth ..	BKR-US	Baker Hughes Company ..	\$774M
First Eagle Global Fund	CHRW-US	C.H. Robinson Worldwide..	\$742M
American Funds Capital World Growth ..	8035-JP	Tokyo Electron Ltd.	\$726M
American Funds Capital World Growth ..	RTX-US	Raytheon Technologies ..	\$707M
American Funds New Perspective Fund	SAF-FR	Safran S.A.	\$704M
American Funds Capital World Growth ..	CARR-US	Carrier Global Corp.	\$698M
Morgan Stanley Inv. Fds. - Global Opp..	DSV-DK	DSV A/S	\$680M

Largest Changes in Fund Weight, %

Fund Name	New or C..	Change
Touchstone Strategic Trust - No..		6.62%
Ninety One Glob. Strat. Fd. - Glob..		5.41%
Handelsbanken Global Tema		5.80%
Aviva Investors SICAV - Global E..		5.10%
SEB Fund 1 - Global Climate Opp..		4.89%
FTIF SICAV - Growth (Euro) Fund		4.60%
William Blair Global Leaders Fun..		-3.02%
Scharf Global Opportunity Fund		-3.22%
UniGlobal II		-3.41%
UniGlobal		-3.53%
Fonditalia - Equity Global High D..		-3.78%
Russell Inv. Co. Plc - Acadian Su..		-4.03%
Eaton Vance Richard Bernstein ..		-4.63%
Uni 21. Jahrhundert -net-		

Ave Wgt Δ	Funds Invested Δ	Fund Flows, \$	Av Wgt vs ACWI Δ	Funds O/W % Δ
0.61%	0.28%	(\$371M)	0.01%	-0.28%



Aggregate Stock Holdings Changes

Ticker	Stock Name	Funds Invested % Δ	Average Weight Δ	Fund Flows, \$
CP-CA	Canadian Pacific Railway Limit..	2.53%	0.02%	\$309M
PCAR-US	PACCAR Inc	1.97%	0.01%	\$30M
3690-HK	Meituan Class B	1.97%	-0.02%	(\$102M)
CTAS-US	Cintas Corporation	1.69%	0.00%	\$13M
UBER-US	Uber Technologies, Inc.	1.40%	0.02%	\$61M
BA-GB	BAE Systems plc	1.40%	0.02%	\$171M
ELI-BE	Elia Group SA/NV	1.40%	0.00%	\$4M
UNP-US	Union Pacific Corporation	-1.97%	-0.05%	(\$515M)
DPW-DE	Deutsche Post AG	-1.97%	0.00%	(\$103M)
S63-SG	Singapore Technologies Engin..	-1.97%	0.00%	(\$6M)
9613-JP	NTT DATA Corporation	-1.97%	0.00%	(\$6M)
CMI-US	Cummins Inc.	-2.25%	-0.01%	(\$11M)
BKR-US	Baker Hughes Company Class A	-2.25%	-0.01%	(\$82M)
8035-JP	Tokyo Electron Ltd.	-3.65%	0.01%	(\$449M)

Largest Fund Flows, \$

Fund Name	New or Cl..	Flow
American Funds New Perspecti..		\$569M
Morgan Stanley Inv. Fds. - Glo..		\$356M
Old Westbury Large Cap Strate..		\$210M
FTIF SICAV - Growth (Euro) Fund		\$209M
Templeton Growth Fund Inc.		\$201M
Deka - DividendenStrategie		\$200M
Handelsbanken Global Tema		\$130M
Vanguard Global Equity Fund		(\$140M)
T Rowe Price Global Stock Fund		(\$155M)
DWS Top Dividende		(\$156M)
St. James's Place International..		(\$170M)
American Funds New Economy ..		(\$176M)
Franklin Mutual Ser. Fds. - Glob..		(\$357M)
UniGlobal		(\$411M)

Largest Fund Level Changes in Stock Weight, %

Fund Name	Stock Name	New ..	Change
Aviva Investors SICAV - Global Equ..	Teleperformance SA	New	3.83%
American Century Focused Global ..	TransDigm Group Incorpo..	New	3.18%
S&W Aubrey Capital Mgmt. Inv. F..	Ashtead Group plc	New	2.89%
Touchstone Strategic Trust - Non-..	ABB Ltd.	New	2.55%
S&W Aubrey Capital Mgmt. Inv. F..	DiDi Global Inc. Sponsore..	New	2.52%
Touchstone Strategic Trust - Non-..	Tokyo Electron Ltd.	New	2.45%
Causeway Global Value Fund	Rolls-Royce Holdings plc		2.39%
ASN Beleggingsfondsen UCITS NV ..	Vestas Wind Systems A/S	Close	-2.38%
Value Square Fund - Equity World	Koninklijke Boskalis West..	Close	-2.38%
MassMutual Premier Global Fund	Nidec Corporation		-2.50%
SEB Aktiesparfond	Volvo AB Class B	Close	-2.64%
Harbor Global Leaders Fund	Safran S.A.	Close	-2.73%
American Century Focused Global ..	AMETEK, Inc.	Close	-2.77%
Janus Henderson Global Equity Fu..	ICDN Plc	Close	-3.35%

Country Holding Changes: [Funds Invested Δ] / [Ave Wgt Δ] / / Fund Flows, \$

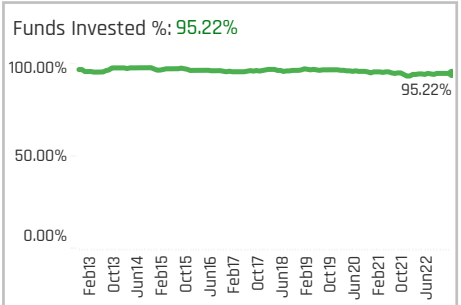
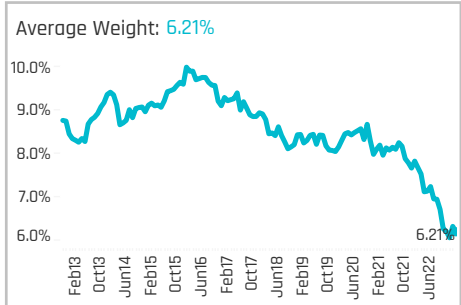
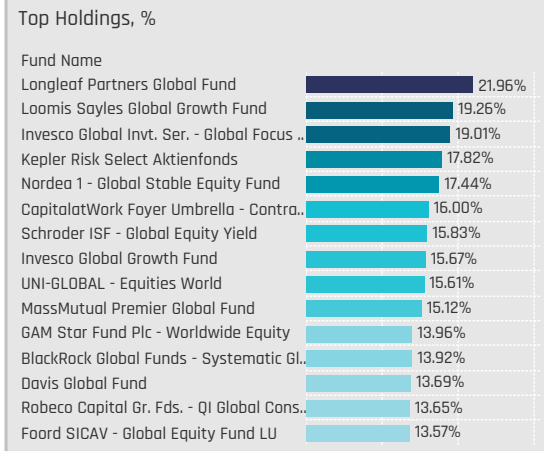
Country	Wgt Δ	Flow
United Kingdom	2.25%	\$476M
Australia	1.97%	\$15M
Canada	1.40%	\$234M
South Korea	0.84%	\$33M
Norway	0.84%	\$17M
Mexico	0.84%	\$3M
India	0.84%	\$40M
China & HK	-0.84%	(\$258M)
Singapore	-1.12%	(\$19M)
Spain	-1.40%	(\$361M)
Denmark	-1.40%	\$157M
Taiwan	-2.53%	(\$28M)
Finland	-2.53%	(\$16M)
Germany	-4.75%	\$36M

Largest Changes in Fund Country Weight, %

Fund Name	New a..	Country	Change
Ninety One Glob. Strat. Fd. - Global V..		United Kingdom	5.10%
S&W Aubrey Capital Mgmt. Inv. Fu..		United Kingdom	4.95%
Touchstone Strategic Trust - Non-U..		Japan	4.52%
Aviva Investors SICAV - Global Equit..	New	France	3.83%
Touchstone Strategic Trust - Non-U..		France	3.71%
Fidelity Inv. Trust - Worldwide Fund		United States	3.54%
Janus Henderson Global Equity Fund		United States	3.43%
Artisan Global Equity Fund	Close	Germany	-3.30%
Janus Henderson Global Equity Fund	Close	Ireland	-3.35%
MassMutual Premier Global Fund		Japan	-3.89%
Lazard Investment Funds - Global E..		United States	-4.05%
S&W Aubrey Capital Mgmt. Inv. Fu..		United States	-4.14%
Uni 21. Jahrhundert -net-		United States	-5.23%
Causeway Global Value Fund		United States	-6.81%

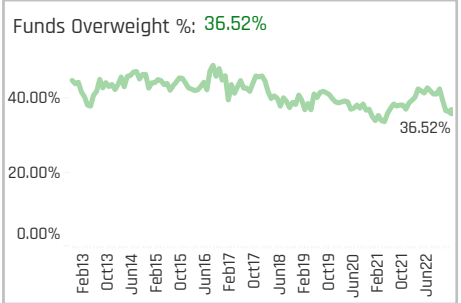
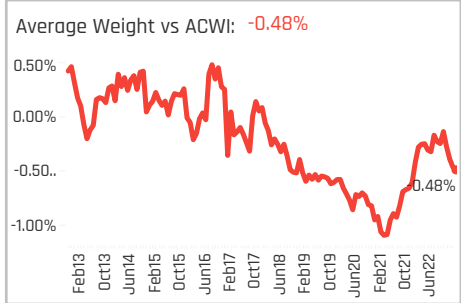
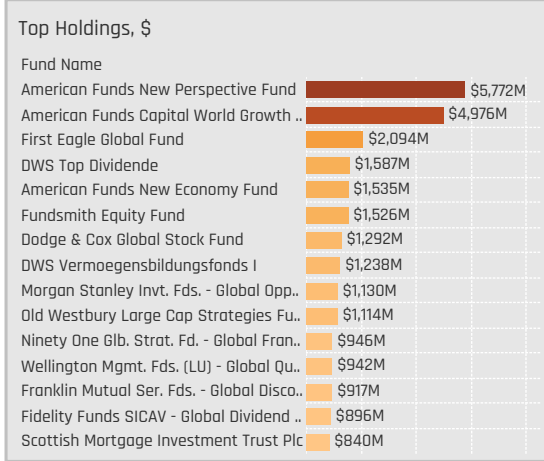
Largest Fund Level Stock Inflows/Outflows, \$

Fund Name	Stock Name	New..	Flow
American Funds Capital World Gro..	Boeing Company		\$292M
Morgan Stanley Inv. Fds. - Global ..	Equifax Inc.		\$251M
Old Westbury Large Cap Strategies..	Industrial Select Sector S..	New	\$217M
American Funds Capital World Gro..	Baker Hughes Company ..		\$205M
American Funds New Perspective F..	FedEx Corporation	New	\$171M
American Funds Capital World Gro..	Raytheon Technologies C..		\$151M
American Funds New Perspective F..	Canadian Pacific Railway..		\$144M
UniFavorit: Aktien	General Electric Company	Close	(\$161M)
American Funds Capital World Gro..	Lockheed Martin Corpora..		(\$161M)
UniGlobal	Union Pacific Corporation	Close	(\$193M)
Franklin Mutual Ser. Fds. - Global Di..	Baker Hughes Company ..	Close	(\$199M)
American Funds New Perspective F..	Volvo AB Class B	Close	(\$201M)
American Funds Capital World Gro..	CSX Corporation		(\$268M)
American Funds Capital World Gro..	Tokyo Electron Ltd.		(\$335M)



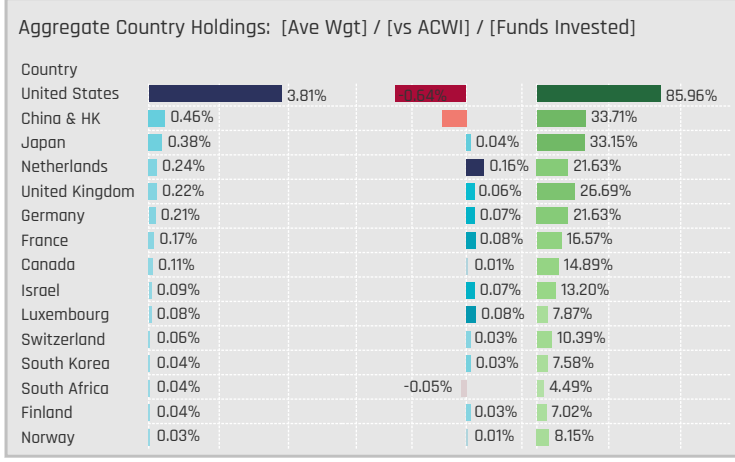
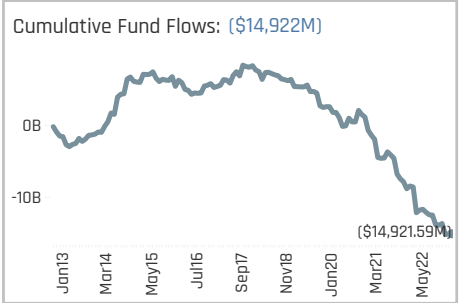
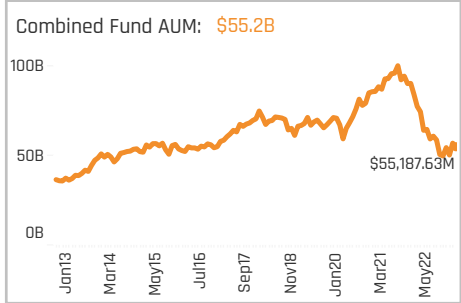
Aggregate Stock Holdings Data, Ranked by Most Widely Held.

Ticker	Stock Name	Funds Invested %	Average Weight	Vs Benchmark	Fund AUM, \$
GOOGL-US	Alphabet Inc. Class A	49.44%	1.05%	0.13%	\$8,495M
GOOG-US	Alphabet Inc. Class C	30.06%	0.56%	-0.29%	\$6,302M
META-US	Meta Platforms Inc. Class A	29.49%	0.44%	-0.23%	\$7,230M
9432-JP	Nippon Telegraph and Teleph..	21.07%	0.15%	0.09%	\$1,120M
700-HK	Tencent Holdings Ltd.	20.79%	0.27%	-0.19%	\$2,279M
VZ-US	Verizon Communications Inc.	19.38%	0.17%	-0.10%	\$956M
DIS-US	Walt Disney Company	18.26%	0.22%	-0.08%	\$1,850M
CMCSA-US	Comcast Corporation Class A	18.26%	0.18%	-0.10%	\$2,935M
9433-JP	KDDI Corporation	16.57%	0.11%	0.03%	\$742M
WKL-NL	Walters Kluwer NV	16.29%	0.17%	0.11%	\$1,134M
DTE-DE	Deutsche Telekom AG	16.29%	0.18%	0.05%	\$1,670M
T-US	AT&T Inc.	14.89%	0.11%	-0.10%	\$333M
TMUS-US	T-Mobile US, Inc.	14.33%	0.19%	0.04%	\$1,586M
CHKP-US	Check Point Software Technol..	12.08%	0.09%	0.07%	\$859M
NFLX-US	Netflix, Inc.	11.52%	0.14%	-0.10%	\$2,921M



Top Stock Holdings, %

Fund Name	Ticker	Stock Name	Weight (%)
Invesco Global Growth Fund	GOOGL-US	Alphabet Inc. Class A	9.60%
MassMutual Premier Global Fund	GOOGL-US	Alphabet Inc. Class A	9.58%
Invesco Global Inv. Ser. - Global Focus ..	META-US	Meta Platforms Inc. Cl..	9.02%
Longleaf Partners Global Fund	TIGO-SE	Millicom International ..	6.72%
DWS Vermoegensbildungsfonds I	GOOGL-US	Alphabet Inc. Class A	6.61%
Seligson & Co. Global Top 25 Brands Fu..	GOOG-US	Alphabet Inc. Class C	6.37%
DWS ESG Akkumula	GOOGL-US	Alphabet Inc. Class A	6.11%
Ariel Global Fund	BIDU-US	Baidu Inc Sponsored ..	5.95%
Swedbank Robur Globalfond	GOOG-US	Alphabet Inc. Class C	5.82%
Polen Global Growth Fund	GOOG-US	Alphabet Inc. Class C	5.80%
Danske Invest Global Sustainable Futu..	GOOGL-US	Alphabet Inc. Class A	5.79%
GAM Funds - Disruptive Growth	NFLX-US	Netflix, Inc.	5.59%
Davis Global Fund	META-US	Meta Platforms Inc. Cl..	5.58%
Aviva Investors SICAV - Global Equity E..	GOOG-US	Alphabet Inc. Class C	5.53%
AZ Fund 1 - Equity - Global Growth	GOOGL-US	Alphabet Inc. Class A	5.46%



Top Country Holdings, %

Fund Name	Country	Weight (%)
Longleaf Partners Global Fund	United States	15.24%
Invesco Global Growth Fund	United States	15.04%
MassMutual Premier Global Fund	United States	14.50%
Loomis Sayles Global Growth Fund	United States	13.84%
Invesco Global Inv. Ser. - Global Focus ..	United States	13.81%
GAM Star Fund Plc - Worldwide Equity	United States	12.73%
Mundoval Fund	United States	12.36%
Nordea 1 - Global Stable Equity Fund	United States	11.73%
Davis Global Fund	United States	11.61%
Harbor Global Leaders Fund	United States	11.16%
GAM Funds - Disruptive Growth	United States	11.00%
JSS Investmentfonds - Sustainable Eq..	United States	10.26%
Seligson & Co. Global Top 25 Brands Fu..	United States	9.96%
Dodge & Cox Global Stock Fund	United States	9.90%
Templeton Growth Fund Inc.	United States	9.34%

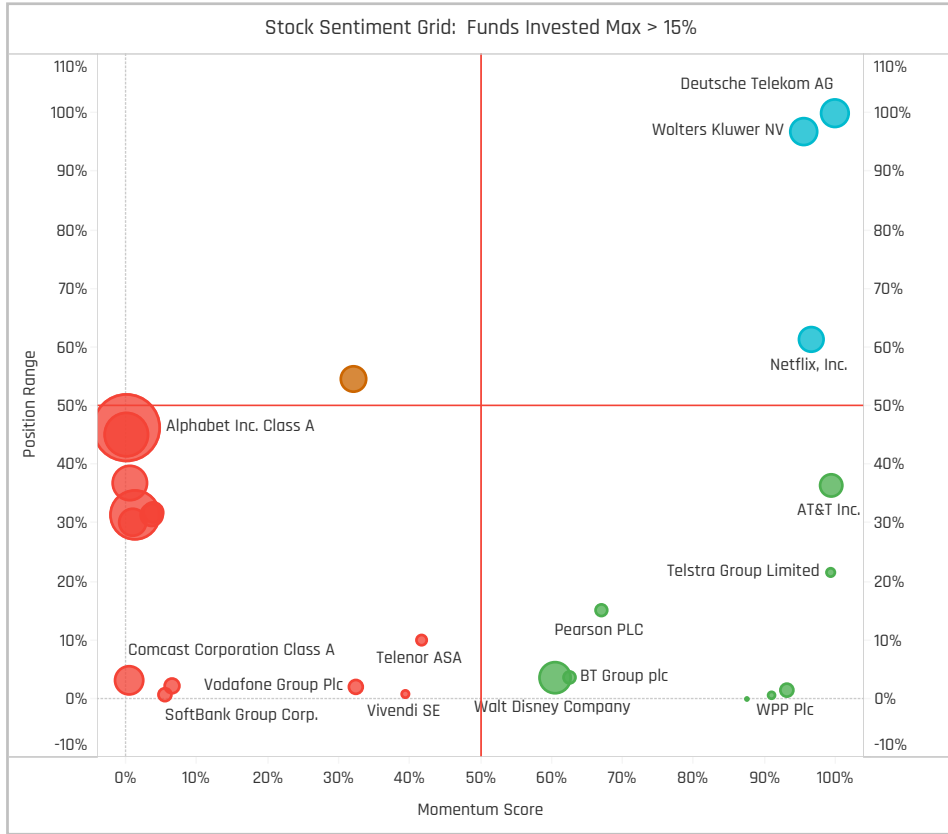
Top Stock Holdings, \$

Fund Name	Ticker	Stock Name	Value (\$)
American Funds New Perspective Fund	META-US	Meta Platforms Inc. Clas..	\$1,824M
American Funds New Perspective Fund	NFLX-US	Netflix, Inc.	\$1,027M
American Funds Capital World Growth ..	GOOG-US	Alphabet Inc. Class C	\$984M
Fundsmith Equity Fund	META-US	Meta Platforms Inc. Clas..	\$915M
First Eagle Global Fund	CMCSA-U..	Comcast Corporation Cl..	\$816M
DWS Vermoegensbildungsfonds I	GOOGL-US	Alphabet Inc. Class A	\$765M
American Funds New Perspective Fund	GOOGL-US	Alphabet Inc. Class A	\$691M
First Eagle Global Fund	META-US	Meta Platforms Inc. Clas..	\$674M
American Funds New Perspective Fund	GOOG-US	Alphabet Inc. Class C	\$674M
Fundsmith Equity Fund	GOOGL-US	Alphabet Inc. Class A	\$610M
American Funds Capital World Growth ..	NFLX-US	Netflix, Inc.	\$583M
American Funds Capital World Growth ..	CMCSA-U..	Comcast Corporation Cl..	\$494M
Old Westbury Large Cap Strategies Fu..	GOOG-US	Alphabet Inc. Class C	\$485M
American Funds Capital World Growth ..	GOOGL-US	Alphabet Inc. Class A	\$480M
Swedbank Robur Globalfond	GOOG-US	Alphabet Inc. Class C	\$470M

Largest Changes in Fund Weight, %

Fund Name	New or C..	Change
Alger Global Focus Fund	New	4.69%
Quoniam Fds. Selection SICAV - ..		2.79%
HSBC GIF - Global Equity Volatili..		2.61%
Artemis Global Income Fund	New	2.14%
DWS Global Growth		1.93%
Janus Henderson Global Equity ..		1.90%
Swedbank Robur Globalfond		1.83%
Brown Advisory Funds Plc - Glob..		-4.30%
Artemis Global Select Fund		-4.42%
Liontrust Investment Funds I - G..		-4.75%
Schroder ISF - Global Equity Yield		-5.29%
American Century Focused Glob..		-5.36%
JPMorgan Funds - Global Growt..		-5.42%
S&W Aubrey Capital Mgmt. Invt...		-6.02%

Ave Wgt Δ	Funds Invested Δ	Fund Flows, \$	Av Wgt vs ACWI Δ	Funds O/W % Δ
-0.75%	0.56%	(\$2,582M)	-0.26%	-4.78%



Largest Fund Flows, \$

Fund Name	New or Cl..	Flow
Swedbank Robur Globalfond		\$234M
Templeton Growth Fund Inc.		\$135M
FTIF SICAV - Growth (Euro) Fund		\$101M
Swedbank Robur Allemansfond..		\$90M
DWS Top Dividende		\$88M
UniNachhaltig Aktien Global		\$88M
Fidelity Funds SICAV - Global Di..		\$86M
T Rowe Price Global Stock Fund		(\$132M)
Baillie Gifford Investment Fund..		(\$135M)
Scottish Mortgage Investment ..		(\$251M)
American Funds Capital World ..		(\$283M)
St. James's Place International..		(\$357M)
American Funds New Economy ..		(\$528M)
American Funds New Perspecti..		(\$1,006M)

Aggregate Stock Holdings Changes

Ticker	Stock Name	Funds Invested % Δ	Average Weight Δ	Fund Flows, \$
TMUS-US	T-Mobile US, Inc.	2.53%	0.01%	\$174M
DTE-DE	Deutsche Telekom AG	1.69%	0.04%	\$170M
SPK-NZ	Spark New Zealand Limited	1.40%	0.00%	\$10M
TLS-AU	Telstra Group Limited	1.40%	0.01%	\$45M
VRSN-US	VeriSign, Inc.	1.40%	0.01%	\$36M
ZIP-US	ZipRecruiter, Inc. Class A	0.84%	0.00%	\$3M
SIRI-US	Sirius XM Holdings, Inc.	0.84%	0.00%	\$10M
OMC-US	Omnicom Group Inc	-1.69%	0.00%	\$22M
TWTR-US	Twitter, Inc.	-1.97%	-0.01%	(\$71M)
VZ-US	Verizon Communications Inc.	-2.25%	-0.03%	\$100M
TEF-ES	Telefonica SA	-2.25%	-0.01%	(\$9M)
CHTR-US	Charter Communications, Inc. ..	-2.53%	-0.02%	\$31M
GOOGL-US	Alphabet Inc. Class A	-2.53%	-0.37%	(\$1,246M)
META-US	Meta Platforms Inc. Class A	-7.58%	-0.05%	(\$379M)

Largest Fund Level Changes in Stock Weight, %

Fund Name	Stock Name	New ..	Change
GAM Funds - Disruptive Growth	Netflix, Inc.		3.16%
Alger Global Focus Fund	Walt Disney Company	New	2.96%
Sarasin Funds ICVC - Thematic Glo..	Alphabet Inc. Class A	New	2.91%
Janus Henderson Global Equity Fu..	Liberty Media Corp. Serie..	New	2.74%
Davis Global Fund	Meta Platforms Inc. Class..		2.73%
Touchstone Strategic Trust - Non-..	Deutsche Telekom AG	New	2.71%
BNY Mellon Global Equity Income F..	Interpublic Group of Com..	New	2.69%
S&W Aubrey Capital Mgmt. Inv. F..	Alphabet Inc. Class A	Close	-3.48%
Ninety One Glb. Strat. Fd. - Global ..	Alphabet Inc. Class A	Close	-3.52%
Ninety One Glb. Strat. Fd. - Global ..	Alphabet Inc. Class A	Close	-3.79%
Brown Advisory Funds Plc - Global ..	Tencent Holdings Ltd.	Close	-3.85%
GAM Funds - Disruptive Growth	Alphabet Inc. Class A	Close	-4.86%
American Century Focused Global ..	Alphabet Inc. Class A	Close	-4.93%
Lionleaf Partners Global Fund	Lumen Technologies, Inc.		-9.24%

Country Holding Changes: [Funds Invested Δ] / [Ave Wgt Δ] // Fund Flows, \$

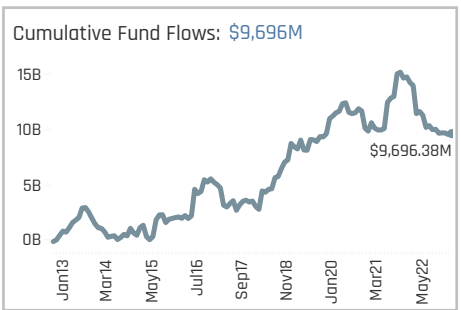
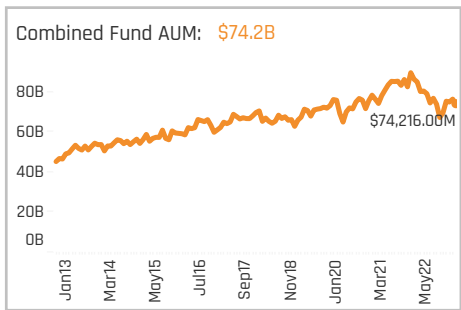
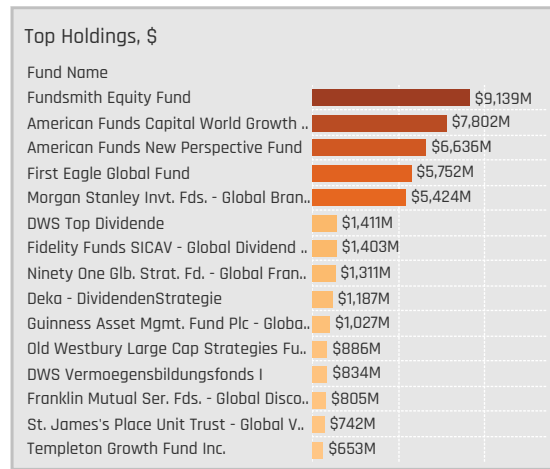
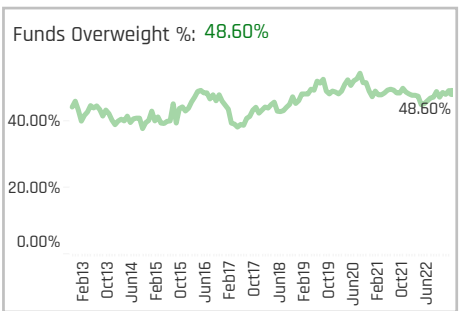
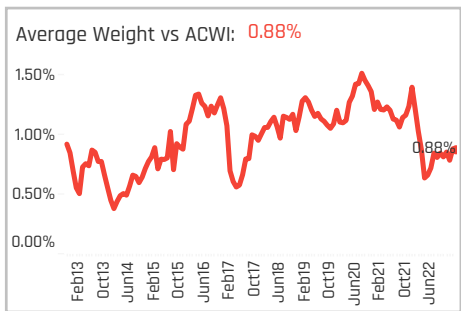
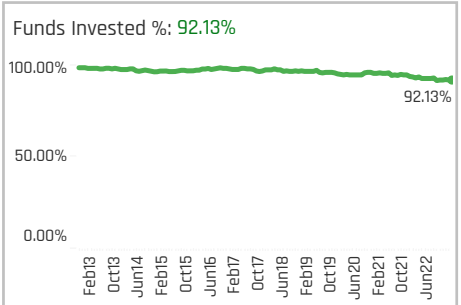
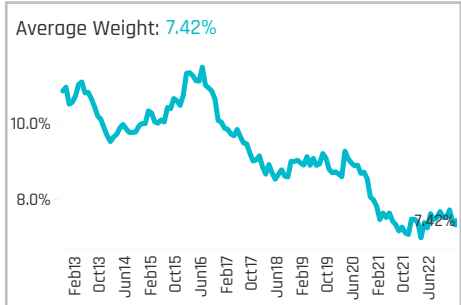
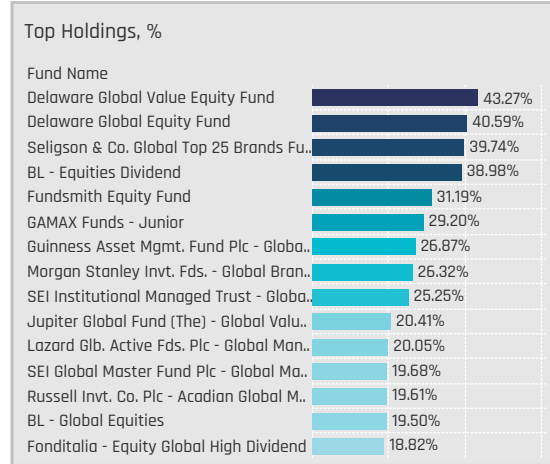
Country	Wgt Δ	Flow
Australia	1.69%	\$32M
New Zealand	1.40%	\$9M
Germany	1.40%	\$162M
India	0.84%	\$194M
Thailand	0.56%	\$2M
Portugal	0.56%	\$1M
Finland	0.28%	\$10M
South Korea	-1.12%	\$15M
Canada	-1.12%	(\$10M)
China & HK	-1.69%	(\$528M)
South Africa	-1.69%	\$54M
Italy	-1.69%	(\$7M)
United Kingdom	-1.97%	(\$218M)
Spain	-1.97%	(\$9M)

Largest Changes in Fund Country Weight, %

Fund Name	New a..	Country	Change
Janus Henderson Global Equity Fund		United States	3.11%
Alger Global Focus Fund	New	United States	2.96%
Touchstone Strategic Trust - Non-U..	New	Germany	2.71%
BNY Mellon Global Equity Income Fu..	New	United States	2.69%
BNY Mellon Investment Fds. - Global..	New	United States	2.68%
Janus Henderson Global Equity Fund	New	Germany	2.46%
Robeco Capital Gr. Fds. - QI Global M..		United States	2.24%
Frontier MFG Global Plus Fund		United States	-4.19%
AB SICAV I - Global Core Equity Port..		United States	-4.29%
Touchstone Strategic Trust - Non-U..	Close	United States	-4.56%
Liontrust Investment Funds I - Glob..		United States	-4.75%
Lionleaf Partners Global Fund		United States	-5.03%
American Century Focused Global G..		United States	-5.36%
JPMorgan Funds - Global Growth Fu..		United States	-5.42%

Largest Fund Level Stock Inflows/Outflows, \$

Fund Name	Stock Name	New..	Flow
American Funds New Perspective F..	Tencent Holdings Ltd.	New	\$303M
Swedbank Robur Globalfond	Alphabet Inc. Class C		\$225M
UniGlobal	T-Mobile US, Inc.	New	\$204M
American Funds Capital World Gro..	Publicis Groupe SA		\$173M
American Funds New Perspective F..	Singapore Telecommun..	New	\$168M
American Funds Capital World Gro..	Singapore Telecommun..		\$120M
BNY Mellon Investment Fds. - Glob..	Interpublic Group of Com..	New	\$111M
American Funds New Perspective F..	Meta Platforms Inc. Class..		(\$206M)
American Funds Capital World Gro..	Comcast Corporation Cla..		(\$226M)
Scottish Mortgage Investment Trus..	Tencent Holdings Ltd.		(\$251M)
St. James's Place International Eq..	Alphabet Inc. Class C	Close	(\$280M)
American Funds Capital World Gro..	Alphabet Inc. Class C		(\$327M)
American Funds New Perspective F..	Alphabet Inc. Class A		(\$640M)
American Funds New Perspective F..	Alphabet Inc. Class C		(\$650M)



Aggregate Stock Holdings Data, Ranked by Most Widely Held.

Ticker	Stock Name	Funds Invested %	Average Weight	Vs Benchmark	Fund AUM, \$
NESN-CH	Nestle S.A.	34.55%	0.56%	0.02%	\$5,184M
ULVR-GB	Unilever PLC	31.46%	0.46%	0.25%	\$4,304M
PG-US	Procter & Gamble Company	28.93%	0.34%	-0.23%	\$2,398M
PEP-US	PepsiCo, Inc.	26.12%	0.35%	-0.05%	\$2,979M
KO-US	Coca-Cola Company	23.88%	0.32%	-0.09%	\$2,239M
RKT-GB	Reckitt Benckiser Group plc	23.60%	0.30%	0.22%	\$3,154M
CVS-US	CVS Health Corporation	23.60%	0.18%	0.00%	\$1,411M
OR-FR	L'Oreal S.A.	23.31%	0.39%	0.22%	\$3,754M
DGE-GB	Diageo plc	22.47%	0.26%	0.08%	\$1,818M
CL-US	Colgate-Palmolive Company	18.82%	0.18%	0.08%	\$1,872M
EL-US	Estee Lauder Companies Inc. ..	17.42%	0.22%	0.12%	\$3,083M
GIS-US	General Mills, Inc.	15.45%	0.12%	0.04%	\$410M
AD-NL	Koninklijke Ahold Delhaize N.V.	15.45%	0.16%	0.10%	\$554M
MDLZ-US	Mondelez International, Inc. C..	14.89%	0.13%	-0.02%	\$1,293M
HSY-US	Hershey Company	12.92%	0.12%	0.05%	\$415M

Top Stock Holdings, %

Fund Name	Ticker	Stock Name	Percentage
Delaware Global Value Equity Fund	LW-US	Lamb Weston Holding..	7.30%
Morgan Stanley Inv. Fds. - Global Bran..	PM-US	Philip Morris Internati..	7.26%
Longleaf Partners Global Fund	WBDF-RU	Wimm-Bill-Dann Food..	7.21%
Ariel Global Fund	PM-US	Philip Morris Internati..	6.28%
Seligson & Co. Global Top 25 Brands Fu..	NESN-CH	Nestle S.A.	6.19%
BL - Equities Dividend	ULVR-GB	Unilever PLC	6.12%
Seligson & Co. Global Top 25 Brands Fu..	KO-US	Coca-Cola Company	5.91%
Fundsmith Equity Fund	OR-FR	L'Oreal S.A.	5.80%
Morgan Stanley Inv. Fds. - Global Bran..	RKT-GB	Reckitt Benckiser Grou..	5.79%
Seligson & Co. Global Top 25 Brands Fu..	PG-US	Procter & Gamble Co..	5.71%
Scharf Global Opportunity Fund	CVS-US	CVS Health Corporatio..	5.37%
RBC Global Opportunities Fund	ABI-BE	Anheuser-Busch InBev..	5.25%
Delaware Global Equity Fund	AD-NL	Koninklijke Ahold Delh..	5.20%
Fundsmith Equity Fund	PM-US	Philip Morris Internati..	5.17%
GAMAX Funds - Junior	NESN-CH	Nestle S.A.	5.08%

Aggregate Country Holdings: [Ave Wgt] / [vs ACWI] / [Funds Invested]

Country	Ave Wgt	[vs ACWI]	[Funds Invested]
United States	3.25%	-0.05%	
United Kingdom	1.39%	0.65%	62.36%
France	0.66%	0.35%	37.92%
Switzerland	0.58%	0.01%	36.52%
Netherlands	0.30%	0.17%	23.60%
Japan	0.27%	-0.04%	28.65%
China & HK	0.12%	-0.11%	19.10%
Belgium	0.10%	0.02%	7.58%
Canada	0.09%	0.01%	13.48%
Germany	0.08%	0.03%	8.71%
Ireland	0.07%	0.04%	7.30%
Denmark	0.07%	0.01%	8.43%
Brazil	0.05%	-0.01%	6.74%
Sweden	0.04%	0.02%	5.90%
South Korea	0.04%	0.01%	5.90%

Top Country Holdings, %

Fund Name	Country	Percentage
Seligson & Co. Global Top 25 Brands Fu..	United States	23.53%
Delaware Global Value Equity Fund	United States	21.52%
Fundsmith Equity Fund	United States	21.44%
BL - Equities Dividend	United States	15.40%
SEI Institutional Managed Trust - Globa..	United States	15.16%
Delaware Global Equity Fund	United States	14.29%
Russell Inv. Co. Plc - Acadian Global M..	United States	14.24%
Fonditalia - Equity Global High Dividend	United States	13.23%
Morgan Stanley Inv. Fds. - Global Bran..	United States	13.05%
Sanlam Universal Fds. Plc - Global High..	United Kingdom	12.72%
SEI Global Master Fund Plc - Global Ma..	United States	12.71%
Lazard Glb. Active Fds. Plc - Global Man..	United States	12.00%
Artemis Global Income Fund	United States	11.48%
Guinness Asset Mgmt. Fund Plc - Globa..	United States	11.26%
BL - Equities Dividend	United Kingdom	10.65%

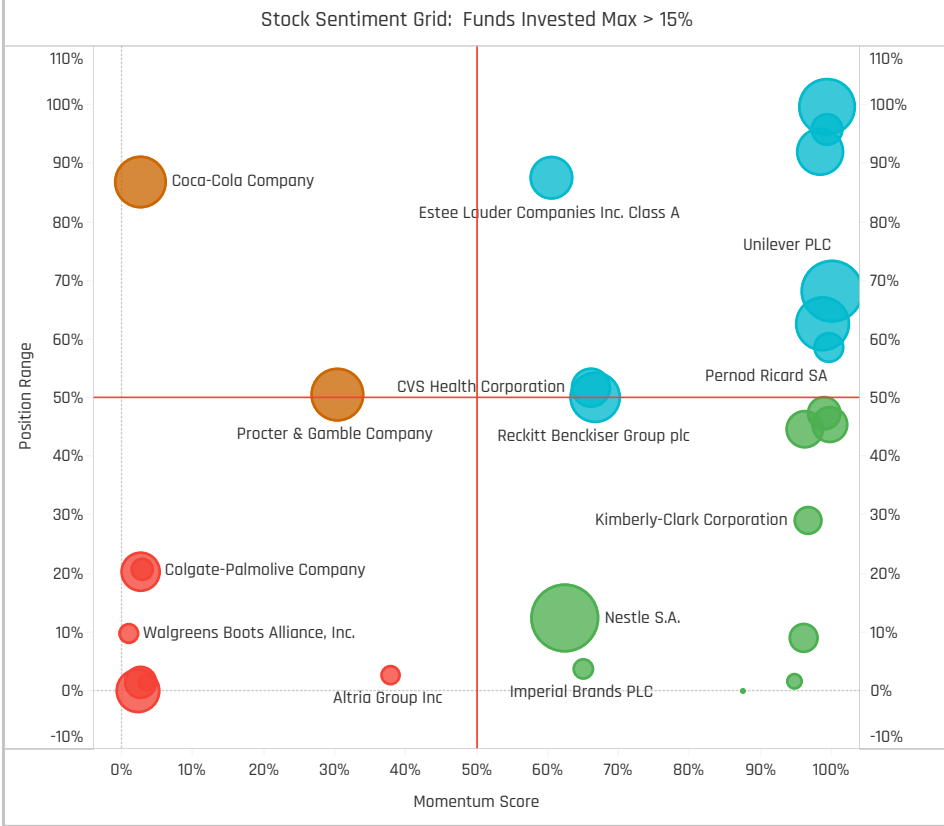
Top Stock Holdings, \$

Fund Name	Ticker	Stock Name	Value
American Funds Capital World Growth ..	PM-US	Philip Morris Internation..	\$1,784M
Fundsmith Equity Fund	OR-FR	L'Oreal S.A.	\$1,700M
Fundsmith Equity Fund	PM-US	Philip Morris Internation..	\$1,513M
Morgan Stanley Inv. Fds. - Global Bran..	PM-US	Philip Morris Internation..	\$1,495M
American Funds New Perspective Fund	NESN-CH	Nestle S.A.	\$1,452M
Fundsmith Equity Fund	EL-US	Estee Lauder Companie..	\$1,323M
Morgan Stanley Inv. Fds. - Global Bran..	RKT-GB	Reckitt Benckiser Grou..	\$1,192M
Fundsmith Equity Fund	PEP-US	PepsiCo, Inc.	\$1,106M
Fundsmith Equity Fund	MKC-US	McCormick & Company, I..	\$1,039M
American Funds New Perspective Fund	PM-US	Philip Morris Internation..	\$791M
American Funds Capital World Growth ..	NESN-CH	Nestle S.A.	\$739M
First Eagle Global Fund	PM-US	Philip Morris Internation..	\$739M
First Eagle Global Fund	BATS-GB	British American Tobacc..	\$729M
Fundsmith Equity Fund	DGE-GB	Diageo plc	\$727M
Fundsmith Equity Fund	BFB-US	Brown-Forman Corporati..	\$717M

Largest Changes in Fund Weight, %

Fund Name	New or C..	Change
Ninety One Glob. Strat. Fd. - Glob..		4.42%
AB Sustainable Global Thematic..		3.77%
Invesco Global Inv. Ser. - Global..		3.31%
Russell Inv. Co. Plc - Acadian Gl..		3.30%
BlackRock Strategic Fds. - Syste..		3.17%
Franklin Mutual Ser. Fds. - Ques..		3.12%
BNY Mellon Investment Fds. - Gl..	New	2.92%
Morgan Stanley Inv. Fds. - Glob..		-2.71%
Frontier MFG Global Plus Fund		-2.84%
Delaware Global Value Equity Fu..		-3.11%
UniFavorit: Aktien		-3.41%
Fidelity Inv. Trust - Worldwide F..		-4.18%
BL - Equities Dividend		-5.46%
Seligson & Co. Global Top 25 Br..		-7.69%

Ave Wgt Δ	Funds Invested Δ	Fund Flows, \$	Av Wgt vs ACWI Δ	Funds O/W % Δ
-0.13%	-1.12%	(\$355M)	0.06%	1.40%



Aggregate Stock Holdings Changes

Ticker	Stock Name	Funds Invested % Δ	Average Weight Δ	Fund Flows, \$
ULVR-GB	Unilever PLC	5.06%	0.11%	\$586M
CALM-US	Cal-Maine Foods, Inc.	2.25%	0.01%	\$8M
PEP-US	PepsiCo, Inc.	1.69%	0.00%	(\$113M)
BN-FR	Danone SA	1.69%	0.02%	\$112M
288-HK	WH Group Ltd. (HK)	1.69%	0.00%	\$4M
GIS-US	General Mills, Inc.	1.69%	0.01%	(\$23M)
RKT-GB	Reckitt Benckiser Group plc	1.40%	-0.02%	(\$56M)
COLR-BE	Etablissements Franz Colruyt..	-1.12%	0.00%	(\$1M)
ABF-GB	Associated British Foods plc	-1.12%	0.00%	(\$19M)
MKC-US	McCormick & Company, Incorp..	-1.40%	-0.01%	(\$15M)
2319-HK	China Mengniu Dairy Co., Ltd.	-1.40%	-0.01%	(\$22M)
WBA-US	Walgreens Boots Alliance, Inc.	-1.69%	-0.01%	(\$44M)
WBDF-RU	Wimm-Bill-Dann Foods OJSC	-2.25%	0.01%	(\$8M)
SWMA-SE	Swedish Match AB	-3.37%	-0.03%	(\$65M)

Largest Fund Flows, \$

Fund Name	New or Cl..	Flow
American Funds Capital World ..		\$475M
American Funds New Perspecti..		\$353M
Guinness Asset Mgmt. Fund Plc..		\$220M
UniGlobal		\$133M
St. James's Place Unit Trust - G..		\$86M
Franklin Mutual Ser. Fds. - Ques..		\$86M
AB Sustainable Global Thematic..		\$69M
Fidelity Inv. Trust - Worldwide F..		(\$95M)
Deka - DividendenStrategie		(\$100M)
PGIM Jennison Global Opportun..		(\$140M)
Old Westbury Large Cap Strate..		(\$147M)
UniFavorit: Aktien		(\$240M)
DWS Top Dividende		(\$468M)
Morgan Stanley Inv. Fds. - Glo..		(\$537M)

Largest Fund Level Changes in Stock Weight, %

Fund Name	Stock Name	New ..	Change
Scharf Global Opportunity Fund	Heineken Holding N.V.	New	4.78%
Delaware Global Equity Fund	Unilever PLC	New	3.92%
BNY Mellon Investment Fds. - Glob..	Diageo plc	New	2.92%
Janus Henderson Global Equity Fu..	Monster Beverage Corpa..	New	2.79%
Mundoval Fund	Nestle S.A.	New	2.78%
Longleaf Partners Global Fund	Wimm-Bill-Dann Foods D..		2.72%
Wasatch Global Value Fund	Koninklijke Ahold Delhaiz..	New	2.65%
Jupiter Global Fund (The) - Global ..	M. Dias Branco SA Indust..		-2.25%
Seligson & Co. Global Top 25 Bran..	Coca-Cola Company		-2.48%
Frontier MFG Global Plus Fund	Procter & Gamble Compa..	Close	-2.59%
Delaware Global Equity Fund	Lamb Weston Holdings, I..		-2.62%
BL - Equities Dividend	Swedish Match AB	Close	-2.72%
Fidelity Inv. Trust - Worldwide Fund	Estee Lauder Companies ..	Close	-2.95%
Ninety One Glob. Strat. Fd. - Global ..	Swedish Match AB	Close	-3.70%

Country Holding Changes: [Funds Invested Δ] / [Ave Wgt Δ] / / Fund Flows, \$

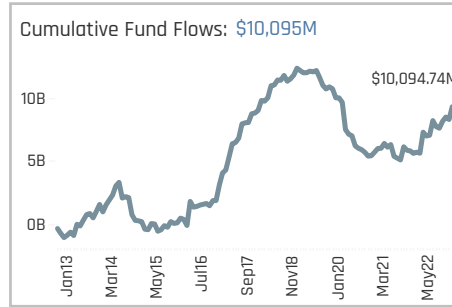
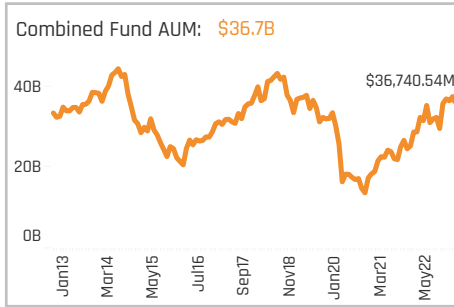
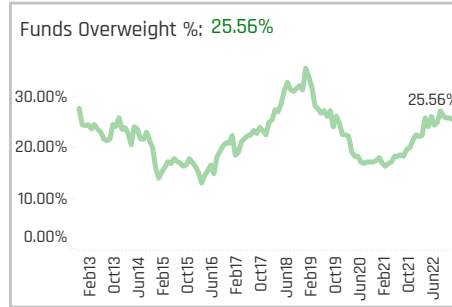
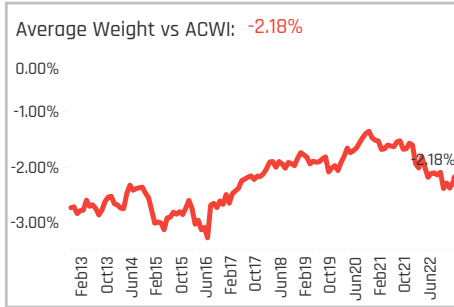
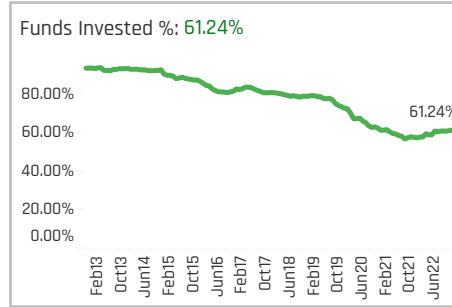
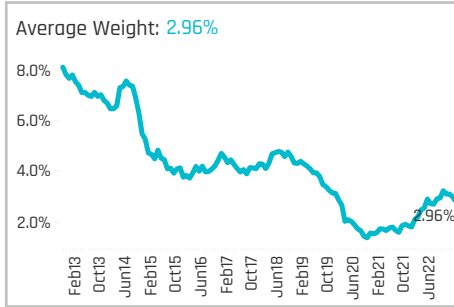
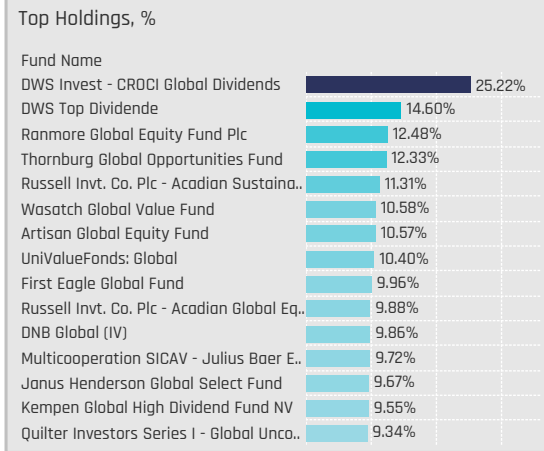
Country	Change	Flow
France	3.37%	\$74M
China & HK	2.25%	(\$127M)
United Kingdom	1.40%	\$681M
Netherlands	1.12%	(\$101M)
Italy	0.84%	(\$2M)
Chile	0.56%	\$0M
Switzerland	0.28%	(\$102M)
Denmark	-0.56%	(\$21M)
Canada	-0.84%	(\$1M)
Belgium	-0.84%	\$29M
Norway	-0.84%	\$22M
Russia	-1.12%	\$39M
Japan	-1.12%	\$339M
Sweden	-4.73%	(\$102M)

Largest Changes in Fund Country Weight, %

Fund Name	New o..	Country	Change
Delaware Global Equity Fund		United Kingdom	4.08%
Russell Inv. Co. Plc - Acadian Global..		United States	3.29%
Artemis Global Select Fund	New	United Kingdom	3.15%
BNY Mellon Investment Fds. - Global..	New	United Kingdom	2.92%
BlackRock Strategic Fds. - Systemat..		United States	2.88%
Mundoval Fund	New	Switzerland	2.78%
Longleaf Partners Global Fund		Russia	2.72%
BL - Equities Dividend	Close	Sweden	-2.72%
BL - Equities Dividend		United States	-2.80%
Morgan Stanley Inv. Fds. - Global B..		United States	-2.92%
Ninety One Glob. Strat. Fd. - Global Q..	Close	Sweden	-3.70%
Fidelity Inv. Trust - Worldwide Fund		United States	-3.81%
Delaware Global Equity Fund		United States	-4.79%
Seligson & Co. Global Top 25 Brands..		United States	-7.52%

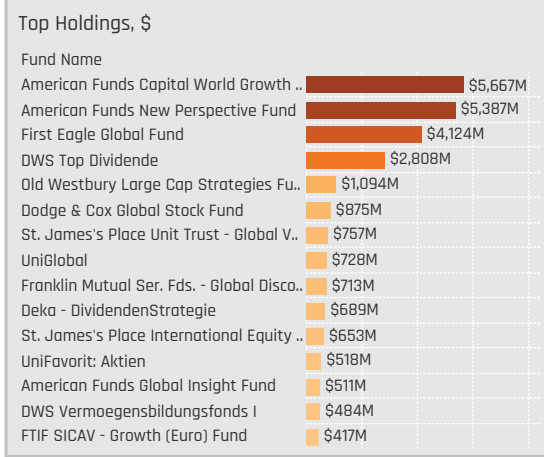
Largest Fund Level Stock Inflows/Outflows, \$

Fund Name	Stock Name	New..	Flow
American Funds Capital World Gra..	CVS Health Corporation		\$262M
American Funds New Perspective F..	Philip Morris Internationa..		\$212M
American Funds Capital World Gra..	Philip Morris Internationa..		\$211M
American Funds Capital World Gra..	Seven & I Holdings Co., Lt..		\$183M
UniGlobal	Unilever PLC	New	\$134M
American Funds Capital World Gra..	Ajinomoto Co., Inc.		\$129M
UniGlobal	Estee Lauder Companies ..	New	\$121M
UniGlobal	Diageo plc	Close	(\$116M)
DWS Top Dividende	PepsiCo, Inc.		(\$119M)
Morgan Stanley Inv. Fds. - Global ..	Procter & Gamble Compa..		(\$131M)
UniGlobal	CVS Health Corporation	Close	(\$156M)
American Funds Capital World Gra..	Heineken NV	Close	(\$176M)
DWS Top Dividende	Procter & Gamble Compa..		(\$349M)
Morgan Stanley Inv. Fds. - Global ..	Philip Morris Internationa..		(\$395M)



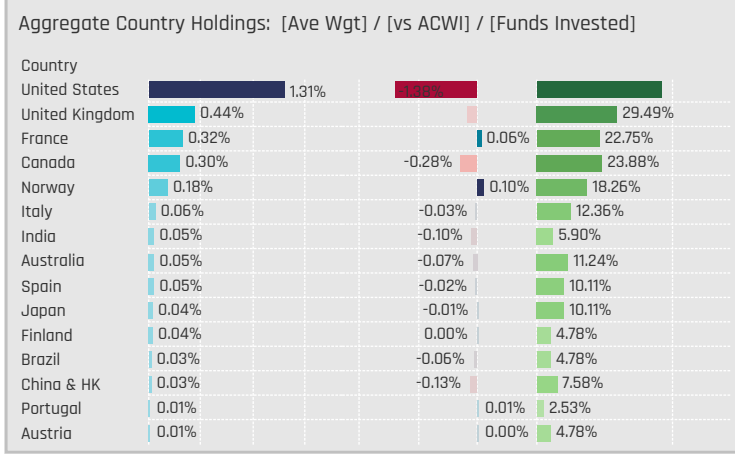
Aggregate Stock Holdings Data, Ranked by Most Widely Held.

Ticker	Stock Name	Funds Invested %	Average Weight	Vs Benchmark	Fund AUM, \$
TTE-FR	TotalEnergies SE	22.19%	0.32%	0.06%	\$3,737M
SHEL-GB	Shell PLC	22.19%	0.29%	-0.09%	\$3,188M
XOM-US	Exxon Mobil Corporation	14.89%	0.19%	-0.59%	\$3,275M
COP-US	ConocoPhillips	14.33%	0.12%	-0.09%	\$1,280M
CVX-US	Chevron Corporation	13.76%	0.15%	-0.38%	\$1,668M
EQNR-NO	Equinor ASA	13.48%	0.12%	0.05%	\$720M
EOG-US	EOG Resources, Inc.	12.08%	0.07%	-0.04%	\$1,245M
BP-GB	BP p.l.c.	12.08%	0.14%	-0.09%	\$2,424M
SU-CA	Suncor Energy Inc.	8.99%	0.08%	-0.02%	\$833M
PXD-US	Pioneer Natural Resources Co..	8.99%	0.04%	-0.02%	\$132M
MPC-US	Marathon Petroleum Corpora..	8.71%	0.09%	-0.02%	\$641M
VLO-US	Valero Energy Corporation	8.43%	0.04%	-0.06%	\$179M
SLB-US	Schlumberger NV	8.43%	0.11%	-0.03%	\$2,786M
REP-ES	Repsol SA	8.43%	0.04%	-0.02%	\$100M
ENI-IT	Eni S.p.A.	8.43%	0.04%	-0.03%	\$93M



Top Stock Holdings, %

Fund Name	Ticker	Stock Name	Weight
Touchstone Strategic Trust - Non-US E..	TTE-FR	TotalEnergies SE	6.09%
Thornburg Global Opportunities Fund	TTE-FR	TotalEnergies SE	5.86%
Ninety One Glb. Strat. Fd. - Global Valu..	NOV-US	NOV Inc.	5.83%
Janus Henderson Global Equity Fund	MPC-US	Marathon Petroleum ..	5.24%
Artisan Global Equity Fund	SLB-US	Schlumberger NV	5.11%
UBS (Lux) Key Selection SICAV - Global ..	HES-US	Hess Corporation	4.98%
Carmignac Investissement	SLB-US	Schlumberger NV	4.89%
Ranmore Global Equity Fund Plc	TTE-FR	TotalEnergies SE	4.83%
M&G Investment Funds (1) OEIC - Globa..	PSK-CA	PrairieSky Royalty Ltd	4.60%
Wasatch Global Value Fund	TTE-FR	TotalEnergies SE	4.50%
Franklin Mutual Ser. Fds. - Beacon Fund	BP-GB	BP p.l.c.	4.38%
BNY Mellon Worldwide Growth Fund	CVX-US	Chevron Corporation	4.27%
Castle Focus Fund	ENB-CA	Enbridge Inc.	4.23%
Longleaf Partners Global Fund	CNX-US	CNX Resources Corpor..	4.15%
Quilter Investors Series I - Global Unca..	SHEL-GB	Shell PLC	4.13%



Top Country Holdings, %

Fund Name	Country	Weight
DWS Invest - CROCI Global Dividends	United States	10.72%
UniValueFonds: Global	United States	8.72%
BNY Mellon Worldwide Growth Fund	United States	8.24%
First Eagle Global Fund	United States	7.82%
Artemis Global Income Fund	United States	7.06%
Multicooperation SICAV - Julius Baer E..	United States	6.73%
Wellington Mgmt. Fds. (LU) - Global Op..	United States	6.62%
UBS (Lux) Equity SICAV - Global Income..	United States	6.52%
Artisan Global Equity Fund	United States	6.26%
Touchstone Strategic Trust - Non-US E..	France	6.09%
Thornburg Global Opportunities Fund	France	5.86%
Ninety One Glb. Strat. Fd. - Global Valu..	United States	5.83%
Jupiter Global Fund (The) - Global Valu..	United Kingdom	5.82%
Pioneer Global Sustainable Equity Fund	United States	5.71%
Janus Henderson Global Select Fund	Canada	5.64%

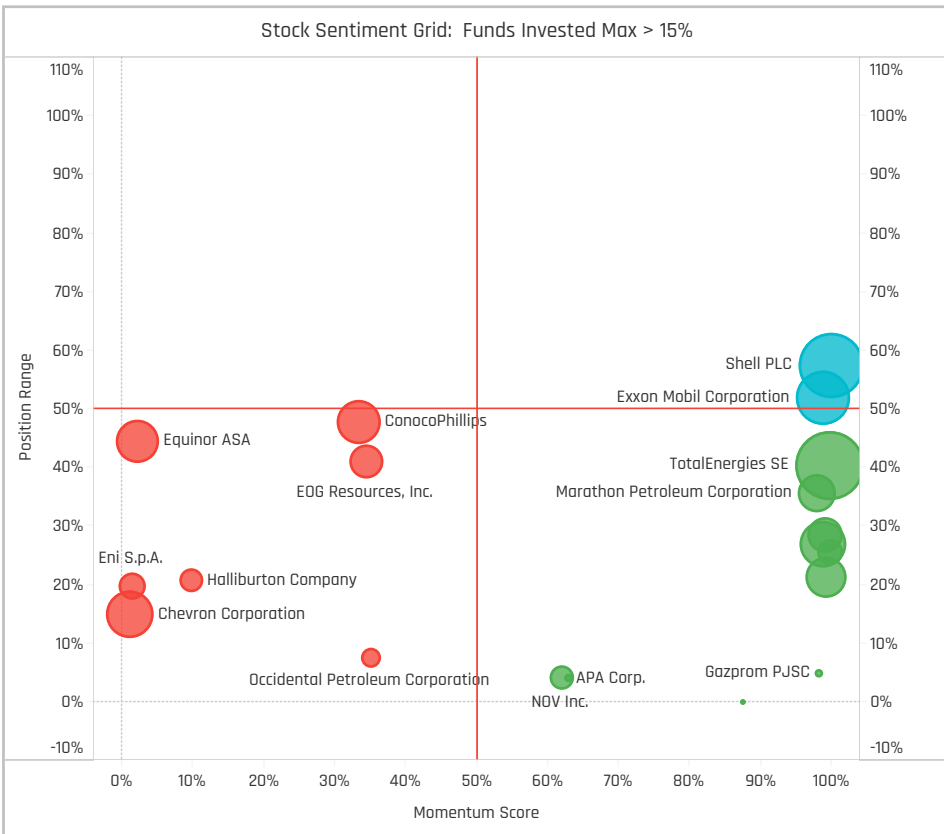
Top Stock Holdings, \$

Fund Name	Ticker	Stock Name	Value
First Eagle Global Fund	XDM-US	Exxon Mobil Corporation	\$1,589M
American Funds Capital World Growth ..	CNQ-CA	Canadian Natural Resou..	\$1,433M
First Eagle Global Fund	SLB-US	Schlumberger NV	\$1,059M
American Funds New Perspective Fund	TTE-FR	TotalEnergies SE	\$776M
American Funds New Perspective Fund	500325-IN	Reliance Industries Limit..	\$762M
American Funds New Perspective Fund	CVE-CA	Cenovus Energy Inc.	\$710M
American Funds Capital World Growth ..	TTE-FR	TotalEnergies SE	\$654M
American Funds New Perspective Fund	BP-GB	BP p.l.c.	\$602M
First Eagle Global Fund	NOV-US	NOV Inc.	\$589M
Old Westbury Large Cap Strategies Fu..	CVX-US	Chevron Corporation	\$586M
DWS Top Dividende	SLB-US	Schlumberger NV	\$551M
First Eagle Global Fund	IMO-CA	Imperial Oil Limited	\$538M
DWS Top Dividende	SHEL-GB	Shell PLC	\$527M
DWS Top Dividende	TTE-FR	TotalEnergies SE	\$520M
American Funds Capital World Growth ..	EOG-US	EOG Resources, Inc.	\$495M

Largest Changes in Fund Weight, %

Fund Name	New or C..	Change
Janus Henderson Global Equity ..	New	5.24%
Franklin Mutual Ser. Fds. - Globa..		3.55%
Artemis Global Select Fund	New	2.88%
Baring Global Umbrella Fund - Gl..		2.87%
Franklin Mutual Ser. Fds. - Beac..		2.62%
Threadneedle Inv. Funds ICVC - ..		2.52%
Quilter Investors Series I - Globa..		2.42%
Ninety One Glob. Strat. Fd. - Glob..		-2.47%
Pioneer Global Sustainable Equi..		-2.58%
Fidelity Inv. Trust - Worldwide F..		-3.13%
DWS Concept DJE Globale Aktien		-3.39%
Virtus NFJ Global Sustainability ..		-3.64%
Candriam Equities L - Global De..	Close	-5.23%
Artisan Global Equity Fund		-7.01%

Ave Wgt Δ	Funds Invested Δ	Fund Flows, \$	Av Wgt vs ACWI Δ	Funds O/W % Δ
0.02%	0.56%	\$2,416M	-0.06%	-1.69%



Aggregate Stock Holdings Changes

Ticker	Stock Name	Funds Invested % Δ	Average Weight Δ	Fund Flows, \$
SHEL-GB	Shell PLC	2.53%	0.04%	\$349M
VLO-US	Valero Energy Corporation	1.97%	0.02%	\$114M
PETRA-BR	Petroleo Brasileiro SA Pfd	1.40%	0.00%	\$7M
NESTE-FI	Neste Corporation	1.40%	0.00%	\$5M
MRO-US	Marathon Oil Corporation	1.40%	0.00%	\$5M
TTE-FR	TotalEnergies SE	1.12%	0.05%	\$573M
STO-AU	Santos Limited	1.12%	0.00%	(\$1M)
PXD-US	Pioneer Natural Resources Co..	-0.84%	-0.03%	(\$61M)
ENI-IT	Eni S.p.A.	-0.84%	-0.01%	(\$13M)
CDP-US	ConocoPhillips	-0.84%	-0.02%	(\$326M)
OKE-US	ONEOK, Inc.	-1.12%	0.00%	(\$33M)
EQNR-NO	Equinor ASA	-1.12%	-0.04%	\$42M
5020-JP	ENEOS Holdings, Inc.	-1.12%	0.00%	(\$5M)
KMI-US	Kinder Morgan Inc Class P	-1.40%	-0.01%	(\$32M)

Largest Fund Flows, \$

Fund Name	New or Cl..	Flow
American Funds New Perspecti..		\$2,036M
Franklin Mutual Ser. Fds. - Glob..		\$257M
Old Westbury Large Cap Strate..		\$134M
American Funds New Economy ..		\$125M
UniGlobal		\$124M
American Funds Capital World ..		\$119M
American Funds Global Insight ..		\$97M
AB SICAV I - Low Volatility Equi..		(\$64M)
Fidelity Inv. Trust - Worldwide F..		(\$69M)
St. James's Place International..		(\$82M)
Candriam Equities L - Global De..	Close	(\$86M)
Dodge & Cox Global Stock Fund		(\$88M)
Robeco Capital Gr. Fds. - BP Glo..		(\$111M)
Templeton Growth Fund Inc.		(\$129M)

Largest Fund Level Changes in Stock Weight, %

Fund Name	Stock Name	New ..	Change
Janus Henderson Global Equity Fu..	Marathon Petroleum Cor..	New	5.24%
Touchstone Strategic Trust - Non-..	TotalEnergies SE		4.03%
UniGlobal	Exxon Mobil Corporation	New	2.40%
Thornburg Global Opportunities Fu..	Shell PLC	New	2.37%
UniGlobal II	Exxon Mobil Corporation	New	2.30%
Franklin Mutual Ser. Fds. - Global ..	Schlumberger NV	New	2.13%
UniValueFonds: Global	Exxon Mobil Corporation	New	2.09%
Artisan Global Equity Fund	NOV Inc.	Close	-2.23%
Ranmore Global Equity Fund Plc	Petroleo Brasileiro SA		-2.38%
DWS Concept DJE Globale Aktien	Equinor ASA		-2.43%
Touchstone Strategic Trust - Non-..	Chevron Corporation	Close	-2.43%
Fidelity Inv. Trust - Worldwide Fund	Range Resources Corpor..	Close	-2.89%
Artisan Global Equity Fund	EQT Corporation	Close	-3.50%
Virtus NFJ Global Sustainability Fu..	Shell PLC		-3.64%

Country Holding Changes: [Funds Invested Δ] / [Ave Wgt Δ] // Fund Flows, \$

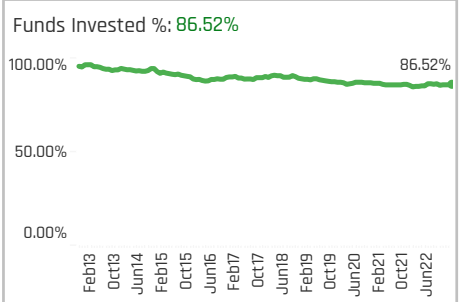
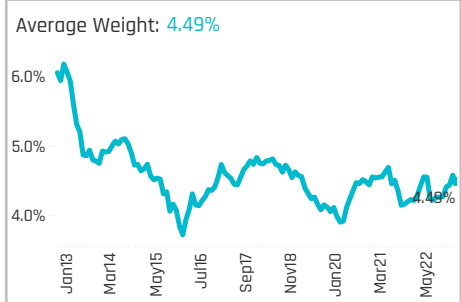
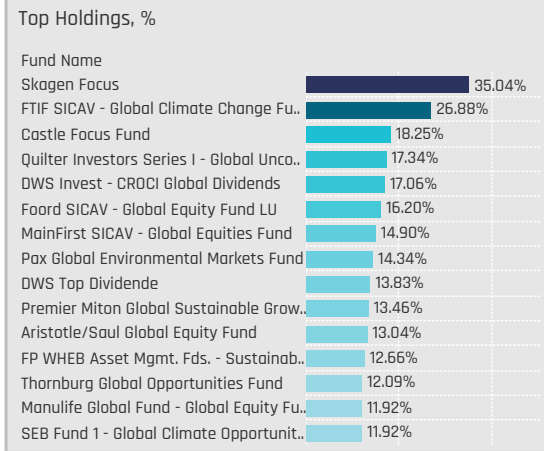
Country	Weight Change	Invested Δ	Fund Flows
United Kingdom	3.65%	0.07%	\$391M
Canada	2.25%	0.00%	\$695M
Brazil	1.69%	0.00%	\$14M
France	1.40%	0.05%	\$573M
Finland	1.40%	0.00%	\$5M
Russia	1.12%	0.01%	\$75M
United States	0.84%	-0.06%	(\$517M)
India	-0.28%	-0.02%	\$18M
Greece	-0.28%	0.00%	(\$4M)
Austria	-0.28%	0.00%	(\$3M)
Argentina	-0.28%	0.00%	(\$1M)
Spain	-0.28%	0.00%	(\$14M)
Japan	-0.28%	-0.01%	\$9M
Norway	-1.40%	-0.05%	\$216M

Largest Changes in Fund Country Weight, %

Fund Name	New o..	Country	Change
Janus Henderson Global Equity Fund	New	United States	5.24%
Touchstone Strategic Trust - Non-U..		France	4.03%
Artemis Global Select Fund	New	United States	2.88%
UniValueFonds: Global		United States	2.58%
Thornburg Global Opportunities Fund	New	United Kingdom	2.37%
Robeco Capital Gr. Fds. - QI Global M..		United States	2.27%
Franklin Mutual Ser. Fds. - Beacon F..	New	Canada	2.07%
Uni 21. Jahrhundert -net-		United States	-2.78%
Pioneer Global Sustainable Equity F..		United States	-2.98%
Fidelity Inv. Trust - Worldwide Fund	Close	United States	-3.10%
Virtus NFJ Global Sustainability Fund		United Kingdom	-3.64%
Candriam Equities L - Global Demog..	Close	United States	-3.89%
Robeco Capital Gr. Fds. - BP Global ..		United States	-4.00%
Artisan Global Equity Fund		United States	-6.04%

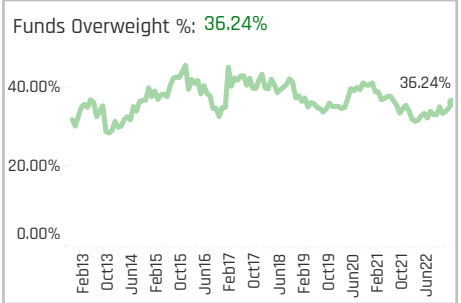
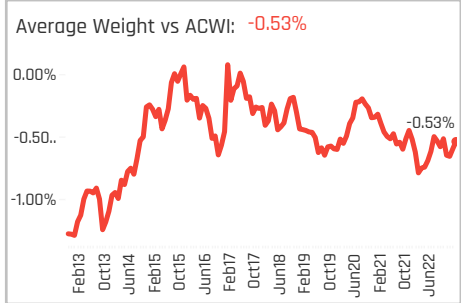
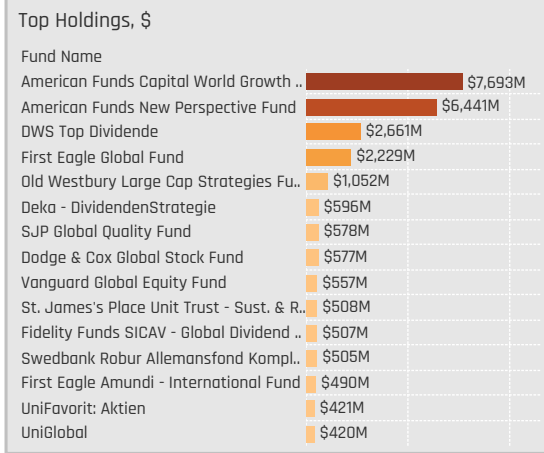
Largest Fund Level Stock Inflows/Outflows, \$

Fund Name	Stock Name	New..	Flow
American Funds New Perspective F..	TotalEnergies SE		\$459M
American Funds Capital World Gro..	Gazprom PJSC	New	\$405M
American Funds New Perspective F..	Gazprom PJSC	New	\$267M
American Funds New Perspective F..	Canadian Natural Resour..	New	\$243M
UniGlobal	Exxon Mobil Corporation	New	\$239M
American Funds New Perspective F..	Cenovus Energy Inc.		\$239M
American Funds New Perspective F..	Rosneft Oil Co.		\$199M
UniFavorit: Aktien	Chevron Corporation		(\$90M)
American Funds Capital World Gro..	Halliburton Company		(\$106M)
American Funds Capital World Gro..	EOG Resources, Inc.		(\$128M)
Templeton Growth Fund Inc.	Marathon Petroleum Cor..		(\$131M)
American Funds Capital World Gro..	Canadian Natural Resour..		(\$134M)
UniGlobal	Chevron Corporation		(\$211M)
American Funds Capital World Gro..	ConocoPhillips		(\$245M)



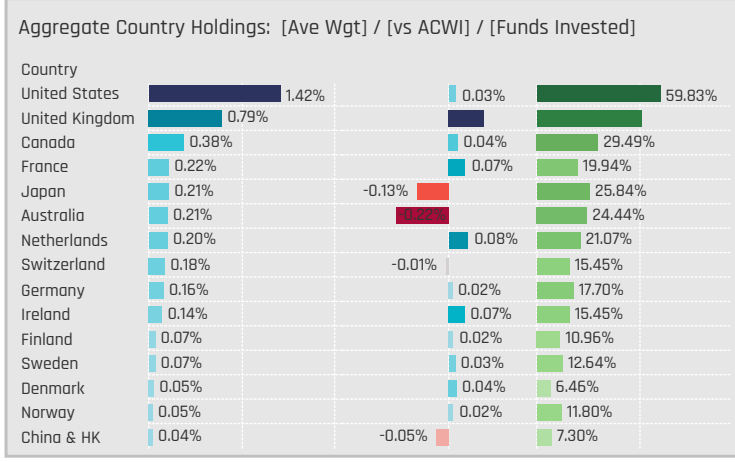
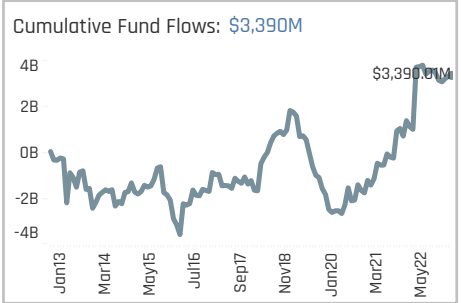
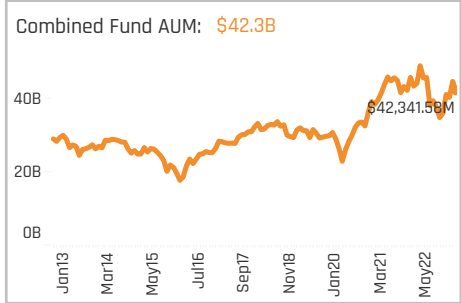
Aggregate Stock Holdings Data, Ranked by Most Widely Held.

Ticker	Stock Name	Funds Invested %	Average Weight	Vs Benchmark	Fund AUM, \$
LIN-US	Linde plc	23.60%	0.36%	0.05%	\$3,426M
AI-FR	Air Liquide SA	16.01%	0.18%	0.04%	\$1,048M
RIO-GB	Rio Tinto plc	15.17%	0.12%	-0.01%	\$1,558M
AAL-GB	Anglo American plc	14.04%	0.10%	0.04%	\$647M
NTR-CA	Nutrien Ltd.	12.92%	0.08%	-0.01%	\$1,426M
BHP-AU	BHP Group Ltd	12.92%	0.10%	-0.19%	\$1,280M
ECL-US	Ecolab Inc.	12.08%	0.14%	0.07%	\$722M
4063-JP	Shin-Etsu Chemical Co Ltd	10.96%	0.09%	0.01%	\$1,371M
SIKA-CH	Sika AG	10.67%	0.12%	0.05%	\$1,051M
CRH-GB	CRH Plc	10.67%	0.10%	0.04%	\$1,354M
RIO-AU	Rio Tinto Limited	9.83%	0.04%	-0.01%	\$123M
OC-US	Owens Corning	9.83%	0.06%	0.04%	\$194M
DSM-NL	Koninklijke DSM N.V.	9.55%	0.12%	0.08%	\$998M
SHW-US	Sherwin-Williams Company	8.71%	0.06%	-0.04%	\$1,188M
NEM-US	Newmont Corporation	8.71%	0.05%	-0.01%	\$970M



Top Stock Holdings, %

Fund Name	Ticker	Stock Name	Percentage
Invesco Global Invnt. Ser. - Global Equity..	VRLA-FR	Verallia SAS	7.06%
Quilter Investors Series I - Global Unco..	RS-US	Reliance Steel & Alum..	5.75%
Castle Focus Fund	DD-US	DuPont de Nemours, l..	5.74%
Quilter Investors Series I - Global Unco..	STLD-US	Steel Dynamics, Inc.	5.68%
Castle Focus Fund	AEM-CA	Agnico Eagle Mines Li..	5.33%
Columbia Select Global Equity Fund	LIN-US	Linde plc	5.28%
Threadneedle (Lux) - Global Focus Fund	LIN-US	Linde plc	4.83%
Scharf Global Opportunity Fund	VVV-US	Valvoline, Inc.	4.83%
MainFirst SICAV - Global Equities Fund	IVN-CA	Ivanhoe Mines Ltd. Cl..	4.55%
BL - Equities Dividend	GIVN-CH	Givaudan SA	4.52%
Pax Global Environmental Markets Fund	LIN-US	Linde plc	4.46%
Foord SICAV - Global Equity Fund LU	FCX-US	Freeport-McMoRan, Inc.	4.41%
Thornburg Global Opportunities Fund	MIN-AU	Mineral Resources Lim..	4.31%
Premier Miton Global Sustainable Grow..	LIN-US	Linde plc	4.27%
JOHCM Umbrella Fund Plc - Global Opp..	CRH-GB	CRH Plc	4.22%



Top Country Holdings, %

Fund Name	Country	Percentage
Skagen Focus	Canada	16.54%
Quilter Investors Series I - Global Unco..	United States	11.44%
FTIF SICAV - Global Climate Change Fu..	United States	10.54%
Castle Focus Fund	United States	9.53%
Foord SICAV - Global Equity Fund LU	United States	8.80%
Castle Focus Fund	Canada	8.72%
SEB Fund 1 - Global Climate Opportunit..	United States	8.34%
Russell Invnt. Co. Plc - Acadian Global M..	United States	8.27%
Russell Invnt. Co. Plc - Acadian Sustaina..	United States	7.69%
MainFirst SICAV - Global Equities Fund	Canada	7.44%
Russell Invnt. Co. Plc - Acadian Global Eq..	United States	7.37%
Aristotle/Saul Global Equity Fund	United States	7.34%
Invesco Global Invnt. Ser. - Global Equity..	France	7.06%
Foord SICAV - Global Equity Fund LU	Canada	6.54%
Janus Henderson Global Equity Fund	United States	6.39%

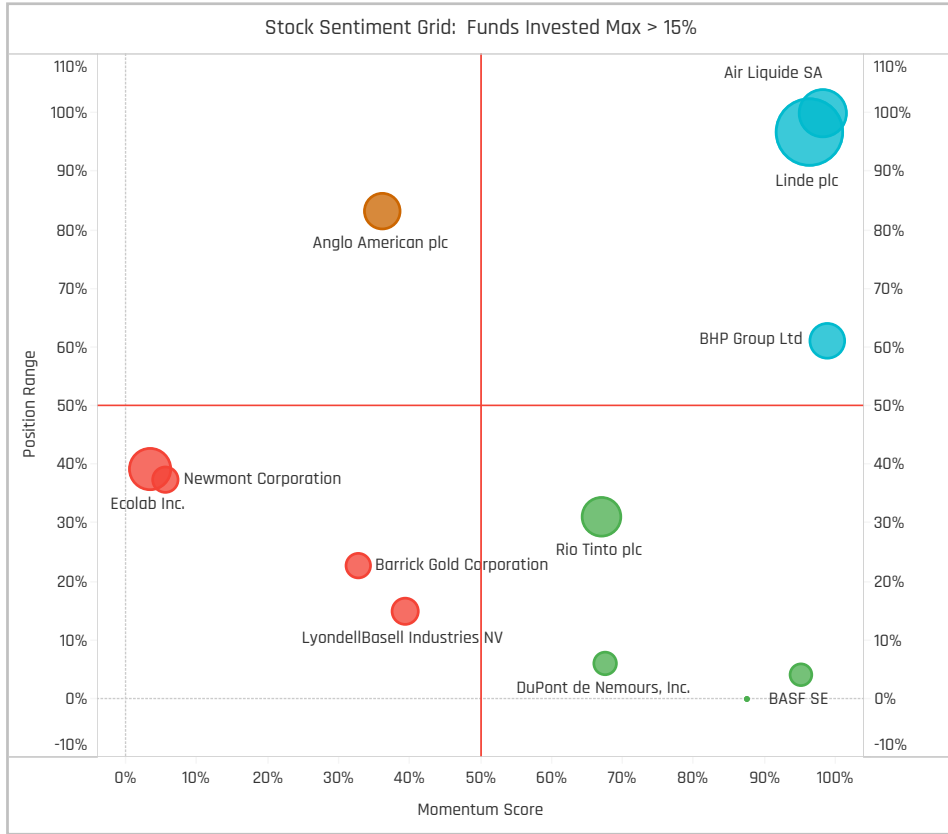
Top Stock Holdings, \$

Fund Name	Ticker	Stock Name	Amount
American Funds Capital World Growth ..	VALE3-BR	Vale S.A.	\$2,407M
American Funds Capital World Growth ..	FMG-AU	Fortescue Metals Group ..	\$1,063M
American Funds New Perspective Fund	VALE3-BR	Vale S.A.	\$905M
American Funds Capital World Growth ..	RIO-GB	Rio Tinto plc	\$686M
American Funds New Perspective Fund	SHW-US	Sherwin-Williams Comp..	\$667M
American Funds New Perspective Fund	LIN-US	Linde plc	\$647M
American Funds Capital World Growth ..	FCX-US	Freeport-McMoRan, Inc.	\$637M
American Funds New Perspective Fund	4063-JP	Shin-Etsu Chemical Co L..	\$594M
DWS Top Dividende	NTR-CA	Nutrien Ltd.	\$567M
American Funds New Perspective Fund	8031-JP	Mitsui & Co.,Ltd	\$483M
DWS Top Dividende	BHP-AU	BHP Group Ltd	\$481M
American Funds New Perspective Fund	DSM-NL	Koninklijke DSM N.V.	\$476M
American Funds New Perspective Fund	SIKA-CH	Sika AG	\$469M
American Funds Capital World Growth ..	LIN-US	Linde plc	\$439M
DWS Top Dividende	XGDU-GB	Xtrackers IE Physical Gol..	\$400M

Largest Changes in Fund Weight, %

Fund Name	New or C..	Change
FTIF SICAV - Franklin Global Gro..		
Threadneedle (Lux) - Global Fac..		
Quoniam Fds. Selection SICAV - ..		3.45%
Pax Global Environmental Marke..		3.43%
Columbia Select Global Equity F..		3.16%
DWS Invest - CROCI Global Divid..		3.12%
Franklin Mutual Ser. Fds. - Beac..		2.84%
Fidelity Advisor Global Capital A..		-1.92%
Artisan Global Equity Fund		-1.99%
Lazard Investment Funds - Glob..		-2.13%
Artemis Institutional Global Cap..		-2.29%
Artemis SmartGARP Global Equi..		-2.38%
Robeco Capital Gr. Fds. - QI Glob..		-2.45%
BlackRock Strategic Fds. - Syste..		-2.50%

Ave Wgt Δ	Funds Invested Δ	Fund Flows, \$	Av Wgt vs ACWI Δ	Funds O/W % Δ
0.22%	0.00%	(\$237M)	0.00%	3.09%



Aggregate Stock Holdings Changes

Ticker	Stock Name	Funds Invested % Δ	Average Weight Δ	Fund Flows, \$
APD-US	Air Products and Chemicals, Inc.	2.81%	0.02%	\$214M
MERC-US	Mercer International Inc.	1.12%	0.00%	\$4M
JMAT-GB	Johnson Matthey Plc	1.12%	0.00%	\$1M
FMC-US	FMC Corporation	1.12%	0.01%	\$21M
ALRS-RU	ALROSA PJSC	1.12%	0.01%	\$11M
ALB-US	Albemarle Corporation	1.12%	-0.02%	(\$135M)
NTR-CA	Nutrien Ltd.	0.84%	-0.02%	(\$49M)
PKG-US	Packaging Corporation of Ame..	-1.40%	-0.01%	(\$21M)
ALLEI-SE	Alleima AB	-1.69%	0.00%	(\$12M)
1COV-DE	Covestro AG	-1.69%	0.01%	\$5M
WFG-CA	West Fraser Timber Co. Ltd.	-1.97%	0.00%	(\$11M)
FNV-CA	Franco-Nevada Corporation	-1.97%	-0.01%	(\$41M)
NCM-AU	Newcrest Mining Limited	-2.25%	0.00%	(\$11M)
HEI-DE	HeidelbergCement AG	-2.25%	0.00%	(\$216M)

Largest Fund Flows, \$

Fund Name	New or Cl..	Flow
American Funds Capital World ..		\$386M
Dodge & Cox Global Stock Fund		\$188M
DWS Top Dividende		\$143M
American Funds New Economy ..		\$95M
Pax Global Environmental Mark..		\$85M
Franklin Mutual Ser. Fds. - Beac..		\$83M
St. James's Place Unit Trust - S..		\$83M
Baillie Gifford UK & Bal. Fds. - G..		(\$108M)
FTIF SICAV - Growth (Euro) Fund		(\$109M)
Franklin Mutual Ser. Fds. - Glob..		(\$120M)
Templeton Growth Fund Inc.		(\$121M)
Old Westbury Large Cap Strate..		(\$164M)
Unifavorit: Aktien		(\$218M)
Fidelity Series Intrinsic Oppor..		(\$253M)

Largest Fund Level Changes in Stock Weight, %

Fund Name	Stock Name	New ..	Change
Janus Henderson Global Equity Fu..	Freeport-McMoRan, Inc.	New	3.75%
FTIF SICAV - Franklin Global Grow..	Sika AG	New	3.29%
Columbia Select Global Equity Fund	Linde plc		2.80%
American Century Focused Global ..	FMC Corporation	New	2.65%
Waverton Inv. Fds. Plc - Global Eq..	Anglo American plc	New	2.65%
Franklin Mutual Ser. Fds. - Beacon ..	Rio Tinto plc	New	2.58%
Franklin Mutual Ser. Fds. - Beacon ..	International Paper Com..	New	2.53%
Franklin Mutual Ser. Fds. - Beacon ..	HeidelbergCement AG	Close	-2.28%
Nuveen Global Dividend Growth Fu..	Amcor PLC Shs Chess De..	Close	-2.30%
DWS Concept DJE Globale Aktien	Corteva Inc	Close	-2.39%
American Century Focused Global ..	CRH Plc	Close	-2.53%
Fidelity Series Intrinsic Opportuniti..	Mosaic Company		-2.54%
DWS Concept DJE Globale Aktien	Nutrien Ltd.	Close	-2.57%
John Hancock Funds II - Global Eq..	Corteva Inc	Close	-3.49%

Country Holding Changes: [Funds Invested Δ] / [Ave Wgt Δ] // Fund Flows, \$

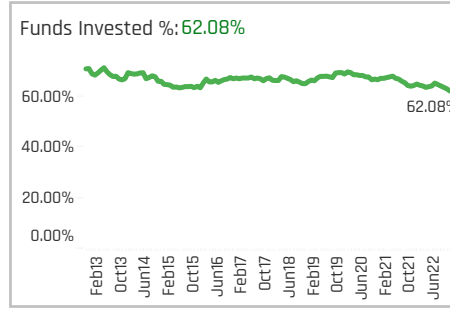
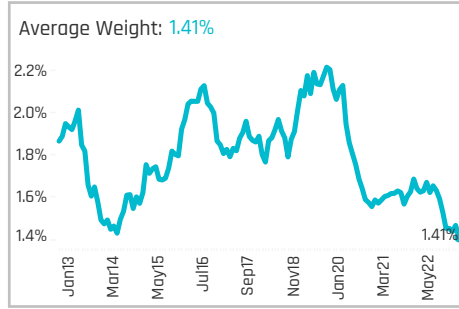
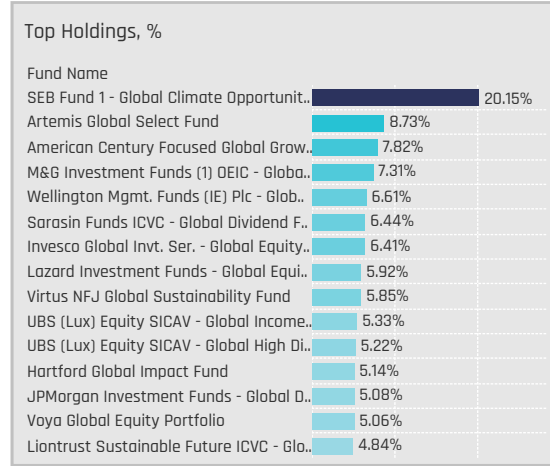
Country	Weight Change	Fund Flow
Russia	2.25%	\$22M
Norway	1.69%	\$23M
United Kingdom	0.84%	(\$42M)
Belgium	0.84%	\$22M
United Arab Emirates	0.56%	\$0M
India	0.56%	(\$1M)
Singapore	0.28%	\$0M
Ireland	-1.12%	\$63M
China & HK	-1.12%	\$14M
Finland	-1.40%	\$39M
South Africa	-1.40%	(\$47M)
Japan	-1.69%	\$468M
United States	-1.97%	(\$91M)
Germany	-3.65%	(\$270M)

Largest Changes in Fund Country Weight, %

Fund Name	New o..	Country	Change
American Century Focused Global G..	New	United States	5.10%
Janus Henderson Global Equity Fund		United States	4.10%
Quoniam Fds. Selection SICAV - Glo..	New	United States	3.57%
FTIF SICAV - Franklin Global Growth ..	New	Switzerland	3.29%
Waverton Inv. Fds. Plc - Global Equi..		United Kingdom	3.17%
Franklin Mutual Ser. Fds. - Beacon F..	New	United Kingdom	2.58%
Russell Inv. Co. Plc - Acadian Global..		United States	2.58%
Franklin Mutual Ser. Fds. - Beacon F..	Close	Germany	-2.28%
Nuveen Global Dividend Growth Fund	Close	Australia	-2.30%
FTIF SICAV - Global Climate Change ..		United States	-2.48%
American Century Focused Global G..	Close	Ireland	-2.53%
DWS Concept DJE Globale Aktien	Close	Canada	-2.57%
DWS Concept DJE Globale Aktien		United States	-2.63%
John Hancock Funds II - Global Equi..	Close	United States	-3.49%

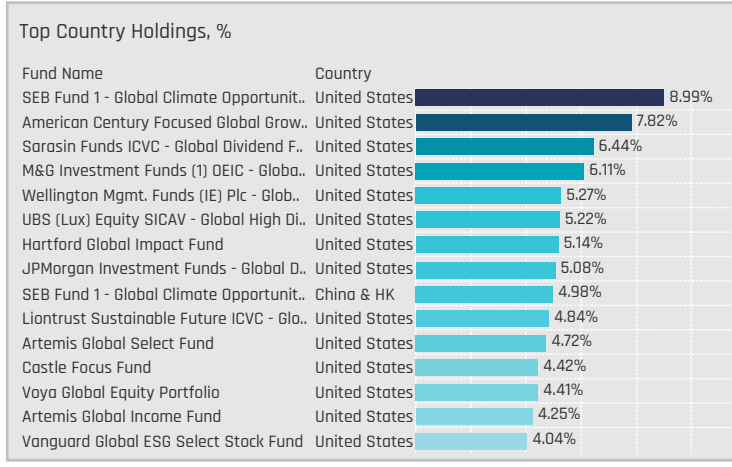
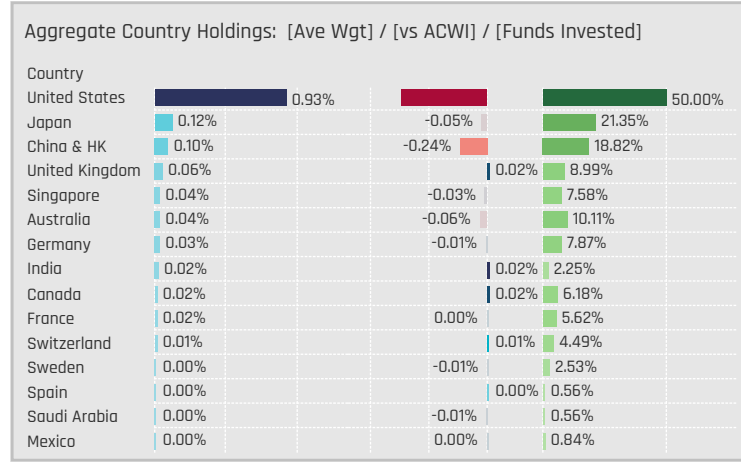
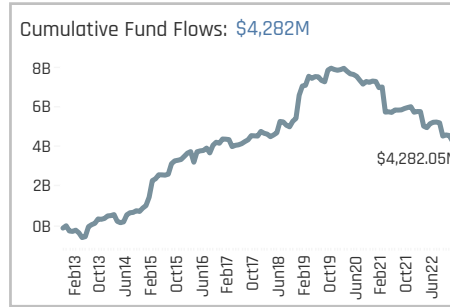
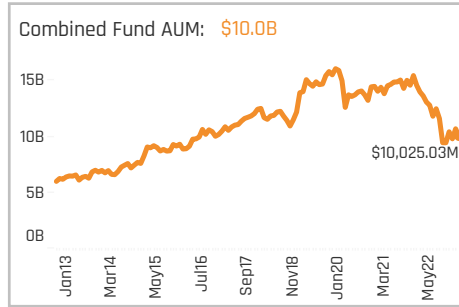
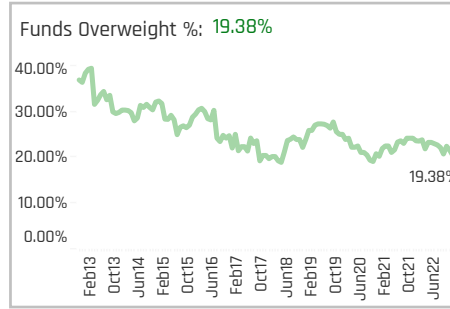
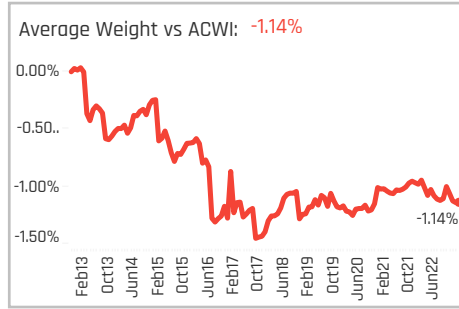
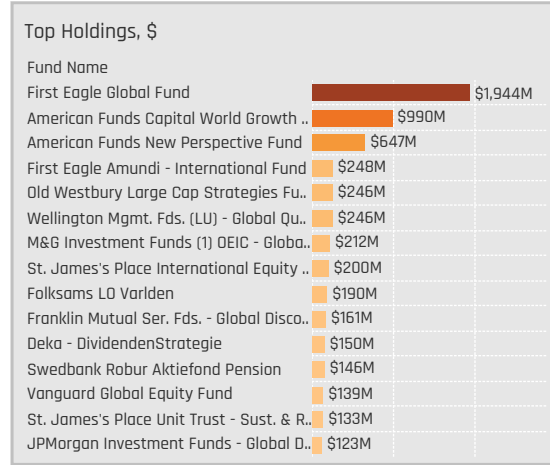
Largest Fund Level Stock Inflows/Outflows, \$

Fund Name	Stock Name	New..	Flow
American Funds Capital World Gro..	Mitsui & Co.,Ltd	New	\$253M
American Funds Capital World Gro..	Shin-Etsu Chemical Co Ltd		\$159M
American Funds Capital World Gro..	Freeport-McMoRan, Inc.		\$145M
American Funds New Perspective F..	Mosaic Company		\$139M
American Funds Capital World Gro..	Air Products and Chemi..	New	\$135M
DWS Top Dividende	Agnico Eagle Mines Limit..		\$135M
First Eagle Global Fund	Barrick Gold Corporation		\$133M
Franklin Mutual Ser. Fds. - Global Di..	HeidelbergCement AG	Close	(\$109M)
American Funds New Perspective F..	Barrick Gold Corporation		(\$113M)
Unifavorit: Aktien	Nutrien Ltd.	Close	(\$127M)
American Funds New Perspective F..	Vale S.A.		(\$200M)
Old Westbury Large Cap Strategies..	VanEck Gold Miners ETF	Close	(\$203M)
Fidelity Series Intrinsic Opportuniti..	Mosaic Company		(\$210M)
American Funds Capital World Gro..	Rio Tinto plc		(\$291M)



Aggregate Stock Holdings Data, Ranked by Most Widely Held.

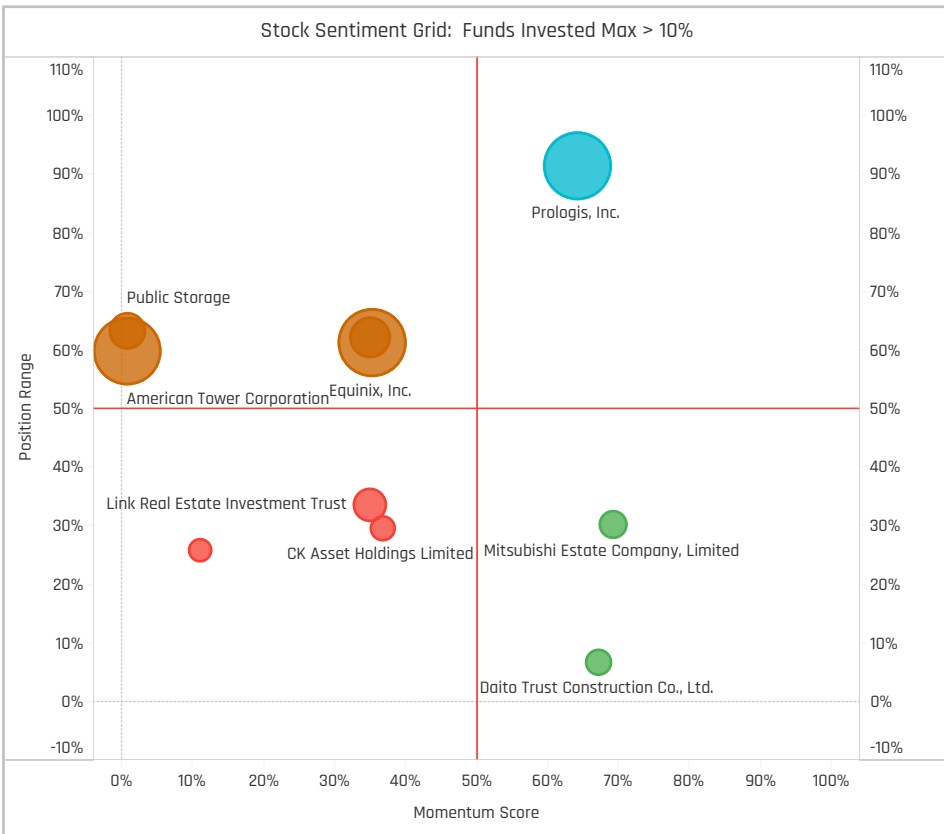
Ticker	Stock Name	Funds Invested %	Average Weight	Vs Benchmark	Fund AUM, \$
AMT-US	American Tower Corporation	12.92%	0.11%	-0.03%	\$708M
PLD-US	Prologis, Inc.	12.08%	0.12%	-0.08%	\$745M
EQIX-US	Equinix, Inc.	11.52%	0.12%	0.01%	\$1,037M
WY-US	Weyerhaeuser Company	8.71%	0.06%	0.02%	\$606M
1928-JP	Sekisui House, Ltd.	8.71%	0.06%	0.04%	\$116M
CCI-US	Crown Castle Inc.	8.15%	0.04%	-0.05%	\$507M
PSA-US	Public Storage	7.87%	0.03%	-0.05%	\$268M
823-HK	Link Real Estate Investment T..	7.87%	0.03%	0.00%	\$155M
AVB-US	AvalonBay Communities, Inc.	6.46%	0.02%	-0.01%	\$57M
1113-HK	CK Asset Holdings Limited	6.18%	0.01%	-0.01%	\$308M
CBRE-US	CBRE Group, Inc. Class A	5.62%	0.04%	-0.01%	\$328M
8802-JP	Mitsubishi Estate Company, L..	5.34%	0.02%	-0.01%	\$382M
1878-JP	Daito Trust Construction Co., ..	5.34%	0.02%	0.01%	\$69M
16-HK	Sun Hung Kai Properties Limit..	5.34%	0.02%	-0.03%	\$101M
VNA-DE	Vonovia SE	5.06%	0.03%	-0.01%	\$92M



Largest Changes in Fund Weight, %

Fund Name	New or C..	Change
SEB Fund 1 - Global Climate Opp..		4.61%
Lazard Investment Funds - Glob..		2.91%
American Century Focused Glob..		2.27%
GAMCO Global Growth Fund	New	2.19%
CT (Irl) III PLC - Multi-Strategy Gl..		1.85%
Virtus NFJ Global Sustainability ..		1.64%
Rathbone Global Opportunities ..	New	1.49%
Invesco Global Invnt. Ser. - Global..	Close	-1.97%
Quoniam Fds. Selection SICAV - ..		-2.01%
Sarasin Funds ICVC - Global Divi..		-2.23%
Frontier MFG Global Plus Fund	Close	-2.67%
Invesco Global Invnt. Ser. - Global..		-3.12%
AIM Fds. Grp. (IFG) - Invesco Glo..		-3.31%
Artemis Global Income Fund		-4.13%

Ave Wgt Δ	Funds Invested Δ	Fund Flows, \$	Av Wgt vs ACWI Δ	Funds O/W % Δ
-0.18%	-1.97%	(\$945M)	-0.02%	-2.81%



Aggregate Stock Holdings Changes

Ticker	Stock Name	Funds Invested % Δ	Average Weight Δ	Fund Flows, \$
3231-JP	Nomura Real Estate Holdings, ..	1.40%	0.00%	\$1M
8802-JP	Mitsubishi Estate Company, Li..	1.12%	0.00%	(\$4M)
3003-JP	Hulic Co., Ltd.	1.12%	0.00%	\$8M
1928-JP	Sekisui House, Ltd.	0.84%	0.01%	\$18M
LI-FR	Klepierre SA	0.84%	0.00%	\$9M
CAPC-GB	Capital & Counties Properties ..	0.84%	0.00%	\$1M
8804-JP	Tokyo Tatemono Co., Ltd.	0.84%	0.00%	\$2M
ALLN-CH	Allreal Holding AG	-1.12%	0.00%	(\$3M)
AMT-US	American Tower Corporation	-1.40%	-0.04%	\$13M
CPT-US	Camden Property Trust	-1.40%	0.00%	(\$6M)
BXP-US	Boston Properties, Inc.	-1.40%	-0.01%	(\$44M)
PSA-US	Public Storage	-1.40%	-0.01%	(\$42M)
DRE-US	Duke Realty Corporation	-2.25%	-0.01%	(\$26M)
EXR-US	Extra Space Storage Inc.	-3.37%	-0.01%	(\$11M)

Largest Fund Flows, \$

Fund Name	New or Cl..	Flow
Deka - DividendenStrategie		\$72M
Vanguard Global Equity Fund		\$68M
JPMorgan Investment Funds - ..		\$64M
Rathbone Global Opportunities ..	New	\$63M
First Eagle Global Fund		\$52M
UniFavorit: Aktien	New	\$51M
M&G Investment Funds (1) OEIC..		\$48M
Artemis Global Income Fund		(\$47M)
UniNachhaltig Aktien Global	Close	(\$58M)
Dodge & Cox Global Stock Fund		(\$81M)
UniGlobal	Close	(\$127M)
St. James's Place International..		(\$128M)
American Funds New Perspecti..		(\$199M)
American Funds Capital World ..		(\$697M)

Largest Fund Level Changes in Stock Weight, %

Fund Name	Stock Name	New ..	Change
American Century Focused Global ..	Prologis, Inc.	New	2.82%
Nuveen Global Dividend Growth Fu..	Prologis, Inc.	New	2.72%
GAMCO Global Growth Fund	American Tower Corporat..	New	2.19%
Virtus NFJ Global Sustainability Fu..	SEGRO plc	New	1.96%
BNP Paribas Funds - Sustainable ..	Sekisui House, Ltd.	New	1.82%
CT (Irl) III PLC - Multi-Strategy Glo..	Realty Income Corporatio..	New	1.50%
Rathbone Global Opportunities Fu..	Equinix, Inc.	New	1.49%
S&W Aubrey Capital Mgmt. Invnt. F..	Macrotech Developers Ltd.		-1.81%
Invesco Global Invnt. Ser. - Global E..	Berkeley Group Holdings ..	Close	-1.97%
Quoniam Fds. Selection SICAV - Gl..	American Tower Corporat..	Close	-2.00%
Artemis Global Income Fund	AvalonBay Communities, ..		-2.46%
Artemis Global Income Fund	Blackstone Mortgage Tru..	Close	-2.49%
Frontier MFG Global Plus Fund	Crown Castle Inc.	Close	-2.67%
AIM Fds. Grp. (IFG) - Invesco Global..	Equinix, Inc.		-3.31%

Country Holding Changes: [Funds Invested Δ] / [Ave Wgt Δ] // Fund Flows, \$

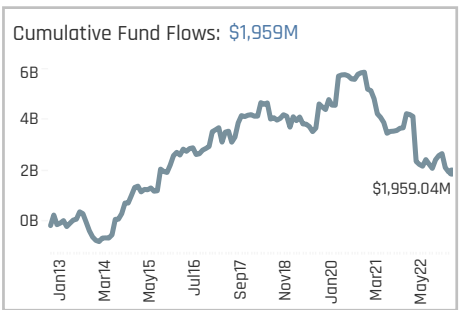
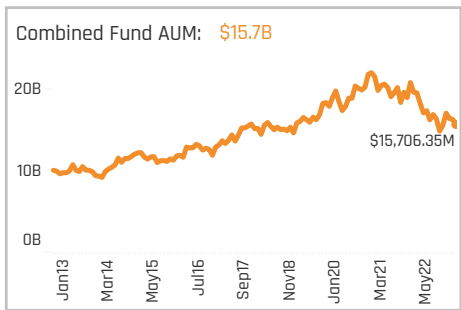
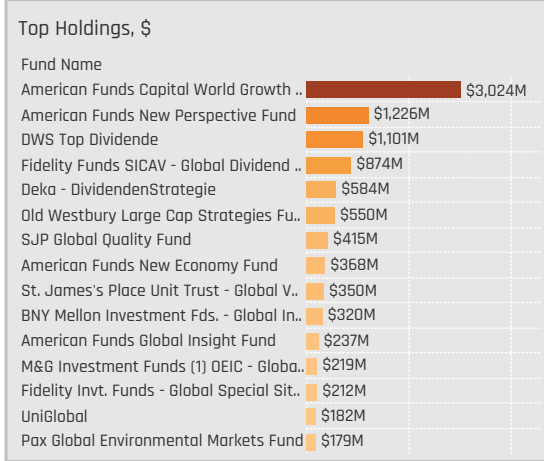
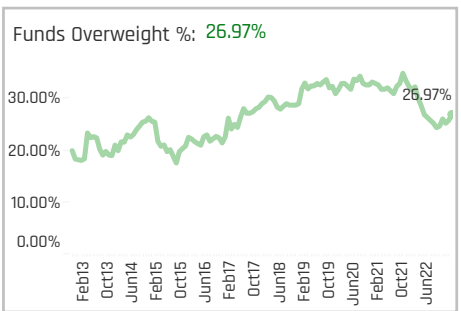
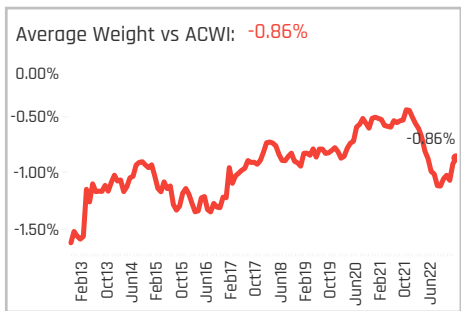
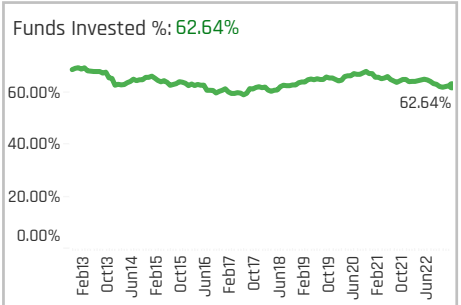
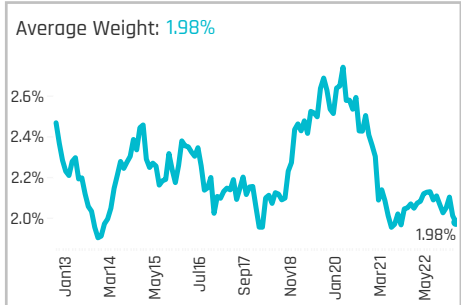
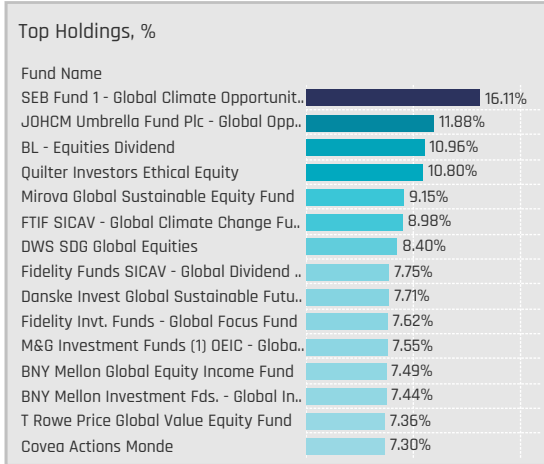
Country	Wgt Δ	Invested Δ	Flows
United Arab Emirates	0.56%	0.00%	\$1M
Saudi Arabia	0.56%	0.00%	\$3M
Singapore	0.28%	0.01%	\$12M
Japan	0.28%	0.00%	(\$17M)
Indonesia	0.28%	0.00%	\$0M
India	0.28%	-0.01%	\$2M
Vietnam	0.00%	0.00%	\$0M
Australia	-0.56%	-0.01%	(\$24M)
Switzerland	-0.84%	0.00%	\$1M
Sweden	-0.84%	0.00%	\$12M
Germany	-0.84%	0.00%	(\$23M)
China & HK	-0.84%	-0.01%	(\$231M)
United States	-1.12%	-0.07%	(\$670M)
United Kingdom	-2.81%	0.00%	\$0M

Largest Changes in Fund Country Weight, %

Fund Name	New a..	Country	Change
SEB Fund 1 - Global Climate Opportu..		China & HK	4.33%
American Century Focused Global G..		United States	2.27%
GAMCO Global Growth Fund	New	United States	2.19%
Virtus NFJ Global Sustainability Fund	New	United Kingdom	1.96%
CT (Irl) III PLC - Multi-Strategy Globa..		United States	1.88%
BNP Paribas Funds - Sustainable Gl..	New	Japan	1.82%
Rathbone Global Opportunities Fund	New	United States	1.49%
S&W Aubrey Capital Mgmt. Invnt. Fu..		India	-1.81%
Invesco Global Invnt. Ser. - Global Eq..	Close	United Kingdom	-1.97%
SSgA (Lux) SICAV - Multi Factor Glo..		United States	-2.19%
Sarasin Funds ICVC - Global Dividen..		United States	-2.23%
Frontier MFG Global Plus Fund	Close	United States	-2.67%
AIM Fds. Grp. (IFG) - Invesco Global C..		United States	-3.31%
Artemis Global Income Fund		United States	-4.13%

Largest Fund Level Stock Inflows/Outflows, \$

Fund Name	Stock Name	New..	Flow
Vanguard Global Equity Fund	Prologis, Inc.	New	\$69M
Rathbone Global Opportunities Fund	Equinix, Inc.	New	\$53M
JPMorgan Investment Funds - Glob..	Prologis, Inc.		\$39M
Deka - DividendenStrategie	Iron Mountain, Inc.	New	\$36M
Deka - DividendenStrategie	Crown Castle Inc.	New	\$36M
M&G Investment Funds (1) OEIC - Gl..	SEGRO plc	New	\$34M
UniFavorit: Aktien	American Tower Corporat..	New	\$26M
Dodge & Cox Global Stock Fund	CK Asset Holdings Limited	Close	(\$53M)
St. James's Place International Eq..	Simon Property Group, In..	Close	(\$69M)
American Funds Capital World Gra..	Equinix, Inc.	Close	(\$80M)
American Funds Capital World Gra..	Longfor Group Holdings L..		(\$119M)
UniGlobal	Prologis, Inc.	Close	(\$127M)
American Funds New Perspective F..	Hilton Grand Vacations, I..	Close	(\$209M)
American Funds Capital World Gra..	VICI Properties Inc	Close	(\$244M)



Aggregate Stock Holdings Data, Ranked by Most Widely Held.

Ticker	Stock Name	Funds Invested %	Average Weight	Vs Benchmark	Fund AUM, \$
NEE-US	NextEra Energy, Inc.	16.57%	0.19%	-0.04%	\$1,878M
IBE-ES	Iberdrola SA	12.64%	0.11%	-0.02%	\$1,157M
EXC-US	Exelon Corporation	10.67%	0.08%	0.01%	\$551M
ENEL-IT	Enel SpA	10.39%	0.08%	0.00%	\$938M
SRE-US	Sempra Energy	8.71%	0.05%	-0.03%	\$671M
ORSTED-DK	Orsted	8.15%	0.09%	0.06%	\$714M
NG-GB	National Grid plc	8.15%	0.07%	-0.01%	\$541M
SSE-GB	SSE plc	7.30%	0.06%	0.01%	\$207M
LNG-US	Cheniere Energy, Inc.	7.02%	0.05%	-0.02%	\$198M
PEG-US	Public Service Enterprise Grou..	6.74%	0.04%	-0.02%	\$176M
EIX-US	Edison International	6.74%	0.03%	-0.01%	\$525M
AWK-US	American Water Works Comp..	6.74%	0.07%	0.02%	\$257M
RWE-DE	RWE AG	6.18%	0.06%	0.01%	\$161M
ENGI-FR	ENGIE SA.	6.18%	0.02%	-0.03%	\$584M
ED-US	Consolidated Edison, Inc.	6.18%	0.03%	-0.02%	\$74M

Top Stock Holdings, %

Fund Name	Ticker	Stock Name	Percentage
BL - Equities Dividend	NG-GB	National Grid plc	5.22%
Aberdeen Std. OEIC II - ASI Global Unco..	RWE-DE	RWE AG	4.61%
DWS SDG Global Equities	VIE-FR	Veolia Environnement ..	4.41%
Artisan Global Opportunities Fund	NEE-US	NextEra Energy, Inc.	4.33%
Janus Henderson Global Select Fund	NRG-US	NRG Energy, Inc.	4.12%
NN (L) - Global Equity Impact Opportuni..	AWK-US	American Water Work..	3.76%
Baillie Gifford Investment Funds ICVC - ..	ORSTED-DK	Orsted	3.63%
Sanlam Universal Fds. Plc - Sustainabl..	SSE-GB	SSE plc	3.50%
BL - Equities Dividend	UU-GB	United Utilities Group ..	3.45%
Wasatch Global Value Fund	DUK-US	Duke Energy Corporati..	3.36%
Quilter Investors Ethical Equity	AWK-US	American Water Work..	3.32%
Ariel Global Fund	ELE-ES	Endesa S.A.	3.26%
JOHCM Umbrella Fund Plc - Global Opp..	SRE-US	Sempra Energy	3.26%
Mirova Global Sustainable Equity Fund	IBE-ES	Iberdrola SA	3.20%
Ninety One Glob. Strat. Fd. - Global Dyna..	IBE-ES	Iberdrola SA	3.09%

Aggregate Country Holdings: [Ave Wgt] / [vs ACWI] / [Funds Invested]

Country	Ave Wgt	Vs ACWI	Funds Invested
United States	0.96%	-0.70%	49.16%
United Kingdom	0.19%	0.04%	19.38%
Spain	0.16%	0.00%	18.54%
Italy	0.12%	0.01%	17.13%
Germany	0.10%	0.02%	11.80%
Denmark	0.09%	0.06%	8.15%
France	0.08%	-0.01%	11.80%
China & HK	0.07%	-0.10%	14.04%
Canada	0.06%	-0.04%	11.52%
Japan	0.04%	-0.01%	9.83%
Brazil	0.02%	-0.02%	5.34%
Portugal	0.02%	0.01%	5.62%
India	0.01%	-0.04%	3.37%
New Zealand	0.01%	0.00%	3.09%
Austria	0.01%	0.00%	2.53%

Top Country Holdings, %

Fund Name	Country	Percentage
JOHCM Umbrella Fund Plc - Global Opp..	United States	11.88%
BL - Equities Dividend	United Kingdom	10.96%
T Rowe Price Global Value Equity Fund	United States	6.79%
Covea Actions Monde	United States	6.47%
Wasatch Global Value Fund	United States	6.15%
Voya Global High Dividend Low Volatiliti..	United States	5.94%
BNY Mellon Global Equity Income Fund	United States	5.92%
BNY Mellon Investment Fds. - Global In..	United States	5.88%
Frontier MFG Global Plus Fund	United States	5.51%
Aberdeen Std. OEIC II - ASI Global Unco..	Germany	4.61%
SEB Fund 1 - Global Climate Opportunit..	United Kingdom	4.47%
DWS SDG Global Equities	France	4.41%
DWS Top Dividende	United States	4.34%
Artisan Global Opportunities Fund	United States	4.33%
HSBC GIF - Global Equity Volatility Focu..	United States	4.23%

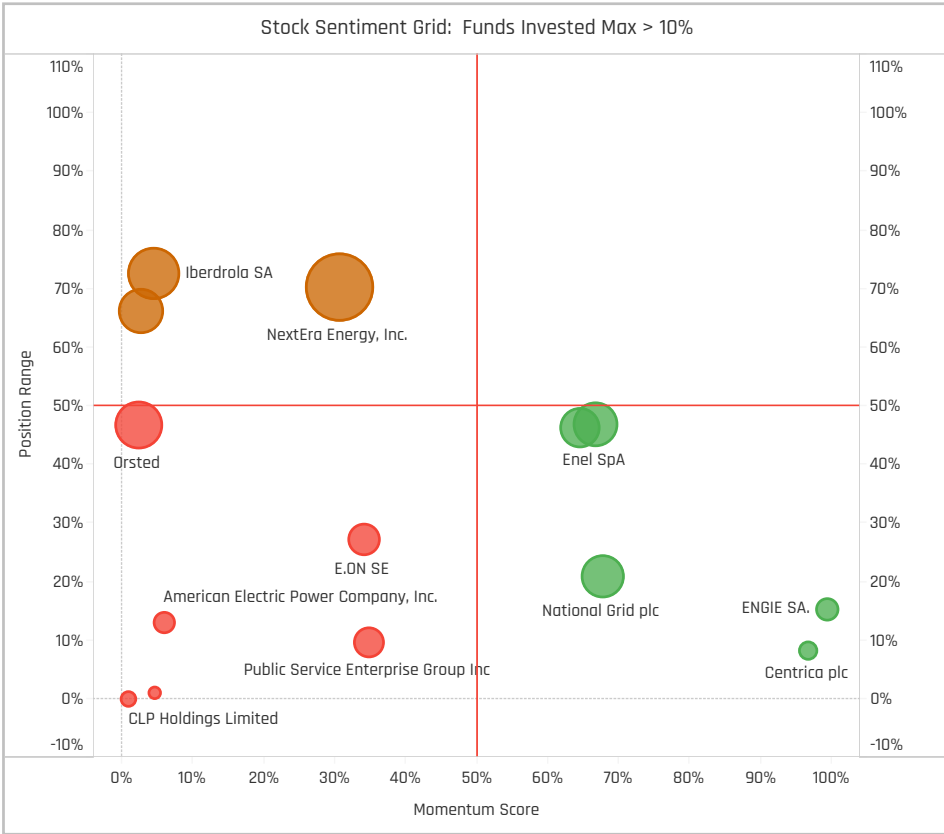
Top Stock Holdings, \$

Fund Name	Ticker	Stock Name	Amount
American Funds New Perspective Fund	AES-US	AES Corporation	\$452M
American Funds New Perspective Fund	SRE-US	Sempra Energy	\$400M
DWS Top Dividende	WEC-US	WEC Energy Group Inc	\$349M
American Funds Capital World Growth ..	IBE-ES	Iberdrola SA	\$341M
American Funds Capital World Growth ..	DTE-US	DTE Energy Company	\$329M
Fidelity Funds SICAV - Global Dividend ..	IBE-ES	Iberdrola SA	\$312M
American Funds Capital World Growth ..	PCG-US	PG&E Corporation	\$295M
American Funds Capital World Growth ..	EOAN-DE	E.ON SE	\$285M
DWS Top Dividende	D-US	Dominion Energy Inc	\$278M
American Funds New Economy Fund	PCG-US	PG&E Corporation	\$264M
Fidelity Funds SICAV - Global Dividend ..	NG-GB	National Grid plc	\$260M
American Funds Capital World Growth ..	1193-HK	China Resources Gas Gr..	\$250M
American Funds Capital World Growth ..	ENGI-FR	ENGIE SA.	\$240M
Old Westbury Large Cap Strategies Fu..	NEE-US	NextEra Energy, Inc.	\$236M
American Funds Capital World Growth ..	NEE-US	NextEra Energy, Inc.	\$234M

Largest Changes in Fund Weight, %

Fund Name	New or C..	Change
SEB Fund 1 - Global Climate Opp..		3.23%
BL - Equities Dividend		2.28%
Deka-MegaTrends		2.04%
Janus Henderson Global Equity ..	New	2.01%
BNY Mellon Investment Fds. - Gl..		1.91%
Candriam Equities L - Global De..		1.78%
Eaton Vance Richard Bernstein ..		1.74%
JOHCM Umbrella Fund Plc - Glob..		-1.85%
Castle Focus Fund		-1.98%
Danske Invest Global Sustainabl..		-2.04%
Covea Actions Monde		-2.31%
Sarasin Funds ICVC - Thematic ..	Close	-2.70%
SEI Institutional Managed Trust ..		-2.98%
Sarasin Funds ICVC - Global Divi..	Close	-4.15%

Ave Wgt Δ	Funds Invested Δ	Fund Flows, \$	Av Wgt vs ACWI Δ	Funds O/W % Δ
-0.13%	-0.84%	(\$146M)	0.25%	1.69%



Aggregate Stock Holdings Changes

Ticker	Stock Name	Funds Invested % Δ	Average Weight Δ	Fund Flows, \$
ENGI-FR	ENGIE SA.	1.97%	0.01%	\$62M
SRE-US	Sempra Energy	1.40%	0.00%	\$50M
ANE-ES	Corporacion Acciona Energias ..	1.40%	0.00%	\$9M
LNG-US	Cheniere Energy, Inc.	1.12%	0.00%	(\$13M)
XEL-US	Xcel Energy Inc.	1.12%	0.00%	\$39M
U96-SG	Sembcorp Industries Ltd.	1.12%	0.00%	\$3M
NPI-CA	Northland Power Inc.	1.12%	0.00%	\$8M
ORRON-SE	Orron Energy AB	-1.12%	0.00%	(\$8M)
NEE-US	NextEra Energy, Inc.	-1.12%	-0.06%	(\$23M)
EXC-US	Exelon Corporation	-1.12%	-0.01%	\$149M
EOAN-DE	E.ON SE	-1.12%	0.01%	(\$22M)
9532-JP	Osaka Gas Co., Ltd.	-1.12%	0.00%	\$0M
PPL-US	PPL Corporation	-1.69%	-0.01%	(\$63M)
2-HK	CLP Holdings Limited	-1.69%	-0.01%	(\$10M)

Largest Fund Flows, \$

Fund Name	New or Cl..	Flow
Fidelity Funds SICAV - Global Di..		\$188M
Old Westbury Large Cap Strate..		\$130M
UniFavorit: Aktien	New	\$87M
BNY Mellon Investment Fds. - G..		\$84M
Vanguard Global Equity Fund		\$82M
UniNachhaltig Aktien Global		\$39M
St. James's Place International..		\$36M
BlackRock Global Funds - Syste..		(\$43M)
T Rowe Price Global Stock Fund	Close	(\$74M)
Fidelity Series Intrinsic Opportu..		(\$98M)
FTIF SICAV - Growth (Euro) Fund	Close	(\$122M)
American Funds Capital World ..		(\$136M)
DWS Top Dividende		(\$191M)
American Funds New Perspecti..		(\$199M)

Largest Fund Level Changes in Stock Weight, %

Fund Name	Stock Name	New ..	Change
BNY Mellon Investment Fds. - Glob..	SSE plc	New	2.37%
BL - Equities Dividend	Severn Trent Plc	New	2.28%
Janus Henderson Global Equity Fu..	Vistra Corp.	New	2.01%
SEB Fund 1 - Global Climate Oppor..	Terna S.p.A.	New	1.92%
Lazard Investment Funds - Global ..	National Grid plc		1.64%
Alger Global Focus Fund	Gaztransport & Techniga..	New	1.59%
BNY Mellon Global Equity Income F..	Enel SpA	New	1.57%
Janus Henderson Global Select Fu..	NRG Energy, Inc.		-1.81%
JOHCM Umbrella Fund Plc - Global ..	Enel SpA	Close	-1.95%
Castle Focus Fund	Dominion Energy Inc		-1.98%
Covea Actions Monde	NextEra Energy, Inc.		-2.07%
Fidelity Funds SICAV - First All Cou..	Iberdrola SA	Close	-2.15%
Sarasin Funds ICVC - Thematic Glo..	NextEra Energy, Inc.	Close	-2.70%
Sarasin Funds ICVC - Global Divide..	NextEra Energy, Inc.	Close	-4.15%

Country Holding Changes: [Funds Invested Δ] / [Ave Wgt Δ] // Fund Flows, \$

Country	Change	Flow
France	1.69%	\$41M
Portugal	1.40%	(\$29M)
Singapore	1.12%	\$3M
Italy	1.12%	(\$80M)
Canada	0.84%	\$17M
Brazil	0.28%	\$3M
Australia	0.28%	\$4M
Ireland	-0.56%	(\$6M)
Austria	-0.56%	\$3M
China & HK	-0.84%	(\$245M)
Switzerland	-0.84%	(\$2M)
Sweden	-1.12%	(\$8M)
Denmark	-1.12%	(\$105M)
Germany	-1.97%	(\$9M)

Largest Changes in Fund Country Weight, %

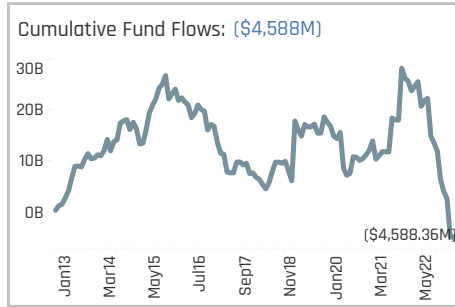
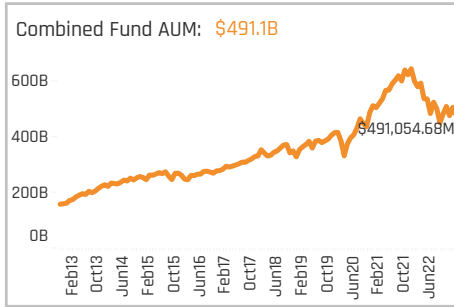
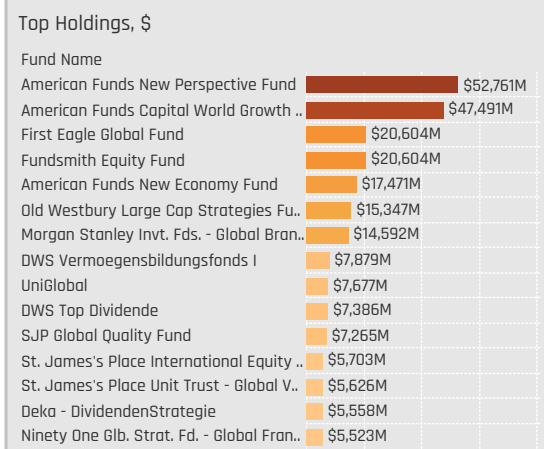
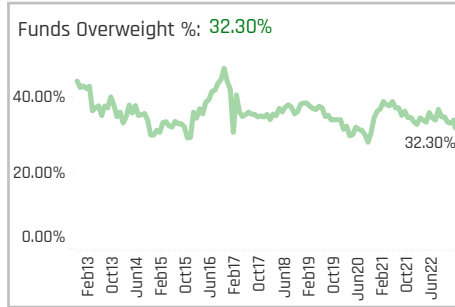
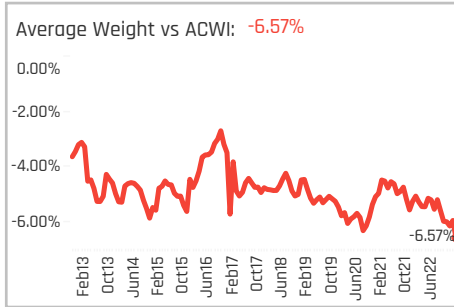
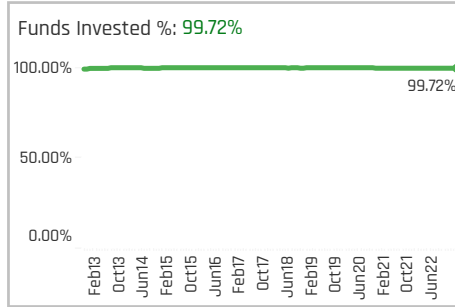
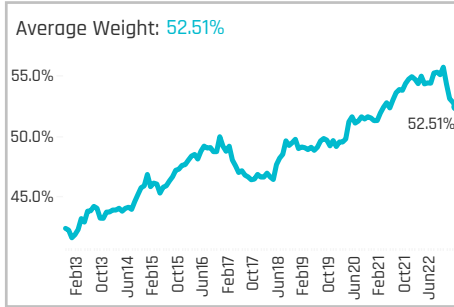
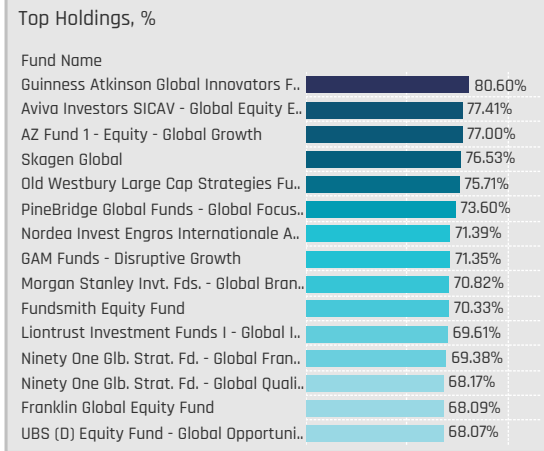
Fund Name	New o..	Country	Change
BL - Equities Dividend		United Kingdom	3.57%
SEB Fund 1 - Global Climate Opportu..	New	Italy	2.55%
BNY Mellon Investment Fds. - Global..	New	United Kingdom	2.37%
Janus Henderson Global Equity Fund	New	United States	2.01%
SEB Fund 1 - Global Climate Opportu..	New	Spain	2.00%
Russell Invst. Co. Plc - Acadian Global..		United States	1.91%
Lazard Investment Funds - Global E..		United Kingdom	1.64%
JOHCM Umbrella Fund Plc - Global O..	Close	Italy	-1.95%
Castle Focus Fund		United States	-1.98%
DWS Top Dividende		United States	-1.99%
Fidelity Funds SICAV - First All Coun..	Close	Spain	-2.15%
Covea Actions Monde		United States	-2.38%
Sarasin Funds ICVC - Thematic Glob..	Close	United States	-2.70%
Sarasin Funds ICVC - Global Dividen..	Close	United States	-4.15%

Largest Fund Level Stock Inflows/Outflows, \$

Fund Name	Stock Name	New..	Flow
American Funds New Economy Fund	PG&E Corporation	New	\$224M
American Funds Capital World Gro..	Exelon Corporation		\$100M
American Funds Capital World Gro..	NextEra Energy, Inc.		\$98M
American Funds New Perspective F..	Sempra Energy		\$91M
Fidelity Funds SICAV - Global Divide..	Ameren Corporation	New	\$87M
UniFavorit: Aktien	NextEra Energy, Inc.	New	\$87M
Old Westbury Large Cap Strategies..	Duke Energy Corporation	New	\$72M
T Rowe Price Global Stock Fund	Sempra Energy	Close	(\$74M)
FTIF SICAV - Growth (Euro) Fund	Southern Company	Close	(\$86M)
American Funds New Perspective F..	Orsted		(\$144M)
American Funds New Perspective F..	Enel SpA		(\$168M)
DWS Top Dividende	NextEra Energy, Inc.		(\$191M)
American Funds New Economy Fund	ENN Energy Holdings Lim..		(\$210M)
American Funds Capital World Gro..	National Grid plc	Close	(\$380M)

Country Profiles



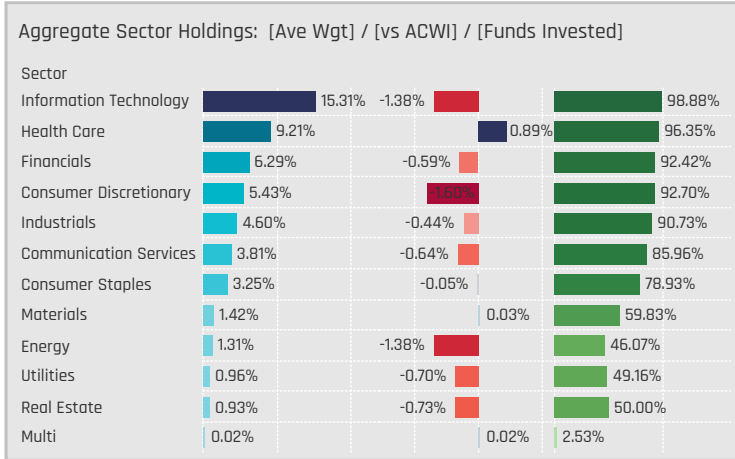


Aggregate Stock Holdings Data, Ranked by Most Widely Held.

Ticker	Stock Name	Funds Invested %	Average Weight	Vs Benchmark	Fund AUM, \$
MSFT-US	Microsoft Corporation	75.56%	2.73%	-0.29%	\$27,804M
GOOGL-US	Alphabet Inc. Class A	49.44%	1.05%	0.13%	\$8,495M
UNH-US	UnitedHealth Group In corpora..	44.94%	0.78%	0.04%	\$8,344M
AMZN-US	Amazon.com, Inc.	44.94%	0.92%	-0.54%	\$7,564M
V-US	Visa Inc. Class A	44.38%	1.02%	0.39%	\$9,521M
AAPL-US	Apple Inc.	43.26%	1.34%	-2.72%	\$10,792M
MA-US	Mastercard Incorporated Clas..	38.48%	0.78%	0.25%	\$5,734M
TMO-US	Thermo Fisher Scientific Inc.	34.27%	0.62%	0.25%	\$6,225M
MRK-US	Merck & Co., Inc.	33.71%	0.51%	0.06%	\$3,112M
JNJ-US	Johnson & Johnson	32.58%	0.46%	-0.21%	\$3,641M
ADBE-US	Adobe Incorporated	32.58%	0.39%	0.13%	\$2,677M
JPM-US	JPMorgan Chase & Co.	31.46%	0.48%	-0.24%	\$6,368M
ACN-US	Accenture Plc Class A	30.62%	0.38%	0.11%	\$3,401M
NVDA-US	NVIDIA Corporation	30.06%	0.57%	-0.41%	\$4,674M
GOOG-US	Alphabet Inc. Class C	30.06%	0.56%	-0.29%	\$6,302M

Top Stock Holdings, %

Fund Name	Ticker	Stock Name	Weight
Mundoval Fund	MA-US	Mastercard In corporat..	10.91%
Ninety One Glb. Strat. Fd. - Global Quali..	V-US	Visa Inc. Class A	9.76%
Invesco Global Growth Fund	GOOGL-US	Alphabet Inc. Class A	9.60%
MassMutual Premier Global Fund	GOOGL-US	Alphabet Inc. Class A	9.58%
Morgan Stanley Inv. Fds. - Global Opp..	UBER-US	Uber Technologies, Inc.	9.38%
Ninety One Glb. Strat. Fd. - Global Fran..	V-US	Visa Inc. Class A	9.33%
UBS (D) Equity Fund - Global Opportuni..	MSFT-US	Microsoft Corporation	9.29%
AZ Fund 1 - Equity - Global Growth	AAPL-US	Apple Inc.	9.28%
Castle Focus Fund	BRK.B-US	Berkshire Hathaway I..	9.28%
Mundoval Fund	AAPL-US	Apple Inc.	9.05%
Invesco Global Inv. Ser. - Global Focus ..	META-US	Meta Platforms Inc. Cl..	9.02%
Ariel Global Fund	MSFT-US	Microsoft Corporation	8.94%
Morgan Stanley Inv. Fds. - Global Bran..	MSFT-US	Microsoft Corporation	8.73%
GAM Funds - Disruptive Growth	MSFT-US	Microsoft Corporation	8.58%
Polen Global Growth Fund	MSFT-US	Microsoft Corporation	8.33%



Top Sector Holdings, %

Fund Name	Sector	Weight
Guinness Atkinson Global Innovators F..	Information Technology	47.60%
GAM Funds - Disruptive Growth	Information Technology	46.10%
GAM Star Fund Plc - Worldwide Equity	Information Technology	40.15%
Polen Global Growth Fund	Information Technology	39.47%
AZ Fund 1 - Equity - Global Growth	Information Technology	36.08%
Aviva Investors SICAV - Global Equity E..	Information Technology	32.42%
Artisan Global Discovery Fund	Information Technology	31.79%
Virtus SGA Global Growth Fund	Information Technology	30.96%
Ninety One Glb. Strat. Fd. - Global Fran..	Information Technology	30.72%
Baron Global Advantage Fund	Information Technology	30.14%
GAMCO Global Growth Fund	Information Technology	29.94%
Ninety One Glb. Strat. Fd. - Global Quali..	Information Technology	29.70%
UBS (D) Equity Fund - Global Opportuni..	Information Technology	29.66%
Ninety One Glb. Strat. Fd. - Global Quali..	Information Technology	29.04%
Allianz Interglobal	Information Technology	28.55%

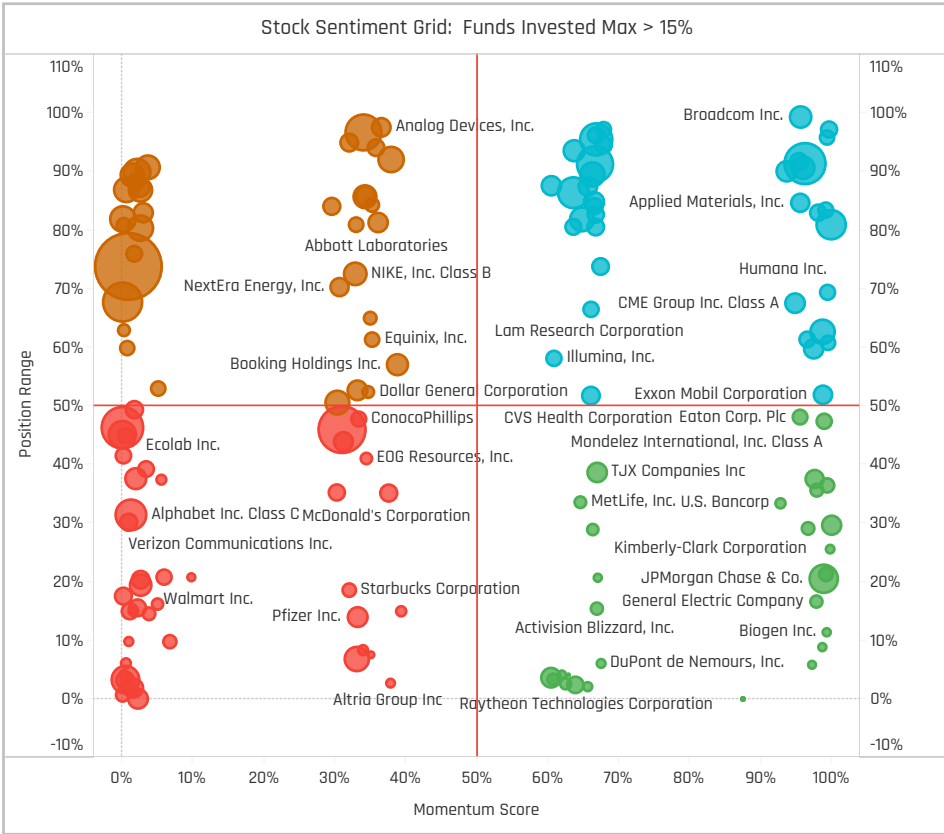
Top Stock Holdings, \$

Fund Name	Ticker	Stock Name	Value
American Funds New Perspective Fund	MSFT-US	Microsoft Corporation	\$4,247M
American Funds Capital World Growth ..	AVGO-US	Broadcom Inc.	\$3,208M
American Funds Capital World Growth ..	MSFT-US	Microsoft Corporation	\$2,955M
American Funds New Perspective Fund	TSLA-US	Tesla Inc	\$2,686M
Fundsmith Equity Fund	MSFT-US	Microsoft Corporation	\$2,363M
American Funds Capital World Growth ..	UNH-US	UnitedHealth Group Inco..	\$2,101M
American Funds New Perspective Fund	META-US	Meta Platforms Inc. Clas..	\$1,824M
Morgan Stanley Inv. Fds. - Global Bran..	MSFT-US	Microsoft Corporation	\$1,799M
American Funds Capital World Growth ..	PM-US	Philip Morris Internation..	\$1,784M
Fundsmith Equity Fund	IDXX-US	IDEXX Laboratories, Inc.	\$1,614M
First Eagle Global Fund	ORCL-US	Oracle Corporation	\$1,613M
First Eagle Global Fund	XOM-US	Exxon Mobil Corporation	\$1,589M
Fundsmith Equity Fund	PM-US	Philip Morris Internation..	\$1,513M
Morgan Stanley Inv. Fds. - Global Bran..	PM-US	Philip Morris Internation..	\$1,495M
Fundsmith Equity Fund	SYK-US	Stryker Corporation	\$1,458M

Largest Changes in Fund Weight, %

Fund Name	New or C..	Change
GAM Funds - Disruptive Growth		9.05%
GAM Star Fund Plc - Worldwide ..		4.55%
DWS Global Growth		3.76%
Virtus SGA Global Growth Fund		3.50%
Premier Miton Global Sustainabl.		3.19%
Robeco Capital Gr. Fds. - QI Glob..		2.67%
Swedbank Robur Kapitalinvest		2.67%
Robeco Capital Gr. Fds. - BP Glo..		-11.73%
Ninety One Glob. Strat. Fd. - Glob..		-11.90%
Causeway Global Value Fund		-11.91%
Artisan Global Equity Fund		-13.03%
SEB Aktiesparfond		-14.32%
Castle Focus Fund		-14.89%
Touchstone Strategic Trust - Na..		-31.05%

Ave Wgt Δ	Funds Invested Δ	Fund Flows, \$	Av Wgt vs ACWI Δ	Funds O/W % Δ
-2.88%	0.00%	(\$16,767M)	-1.38%	-4.49%



Aggregate Stock Holdings Changes

Ticker	Stock Name	Funds Invested % Δ	Average Weight Δ	Fund Flows, \$
ENPH-US	Enphase Energy, Inc.	3.37%	0.00%	\$42M
UNH-US	UnitedHealth Group Incorporat..	3.37%	-0.11%	\$57M
GILD-US	Gilead Sciences, Inc.	2.81%	0.06%	\$378M
FICO-US	Fair Isaac Corporation	2.81%	0.02%	(\$13M)
APD-US	Air Products and Chemicals, Inc.	2.81%	0.02%	\$214M
HUM-US	Humana Inc.	2.53%	0.01%	(\$130M)
HRB-US	H&R Block, Inc.	2.53%	0.00%	\$18M
HPQ-US	HP Inc.	-2.81%	-0.01%	(\$86M)
ABMD-US	ABIOMED, Inc.	-2.81%	-0.02%	(\$222M)
ADBE-US	Adobe Incorporated	-3.09%	-0.09%	(\$1,007M)
AMZN-US	Amazon.com, Inc.	-3.09%	-0.42%	(\$1,276M)
EXR-US	Extra Space Storage Inc.	-3.37%	-0.01%	(\$11M)
MU-US	Micron Technology, Inc.	-3.65%	-0.01%	(\$241M)
META-US	Meta Platforms Inc. Class A	-7.58%	-0.05%	(\$379M)

Largest Fund Flows, \$

Fund Name	New or Cl..	Flow
Old Westbury Large Cap Strate..		\$456M
Guinness Asset Mgmt. Fund Plc..		\$453M
JPMorgan Investment Funds - ..		\$430M
Swedbank Robur Globalfond		\$370M
St. James's Place Unit Trust - G..		\$329M
Falksams LO Varlden		\$303M
Dodge & Cox Global Stock Fund		\$276M
DWS Top Dividende		(\$598M)
UniFavorit: Aktien		(\$648M)
First Eagle Global Fund		(\$839M)
American Funds Capital World ..		(\$1,269M)
St. James's Place International..		(\$1,498M)
Fidelity Series Intrinsic Opportu..		(\$1,665M)
American Funds New Perspecti..		(\$4,384M)

Largest Fund Level Changes in Stock Weight, %

Fund Name	Stock Name	New ..	Change
Franklin Mutual Ser. Fds. - Quest F..	Horizon Therapeutics Pub..	New	5.31%
Janus Henderson Global Equity Fu..	Marathon Petroleum Cor..	New	5.24%
Eaton Vance Focused Global Oppor..	JPMorgan Chase & Co.	New	4.34%
Janus Henderson Global Equity Fu..	Freemport-McMoRan, Inc.	New	3.75%
Frontier MFG Global Plus Fund	Intuit Inc.	New	3.65%
Fidelity Inv. Trust - Worldwide Fund	Fiserv, Inc.	New	3.57%
Seligson & Co. Global Top 25 Bran..	Amazon.com, Inc.	New	3.50%
GAM Funds - Disruptive Growth	Alphabet Inc. Class A	Close	-4.86%
American Century Focused Global ..	Alphabet Inc. Class A	Close	-4.93%
Castle Focus Fund	Alleghany Corporation	Close	-5.20%
Sanlam Universal Fds. Plc - Global ..	Elevance Health, Inc.	Close	-5.23%
Baron Global Advantage Fund	Amazon.com, Inc.	Close	-5.54%
PGIM Jennison Global Opportuniti..	Tesla Inc	Close	-5.58%
Longleaf Partners Global Fund	Lumen Technologies, Inc.	Close	-9.29%

Sector Holding Changes: [Funds Invested Δ] / [Ave Wgt Δ] / Fund Flows, \$

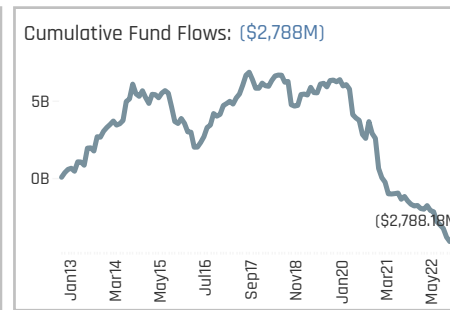
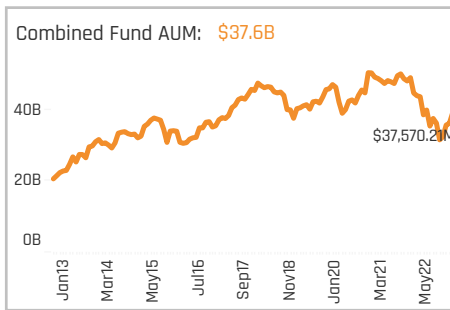
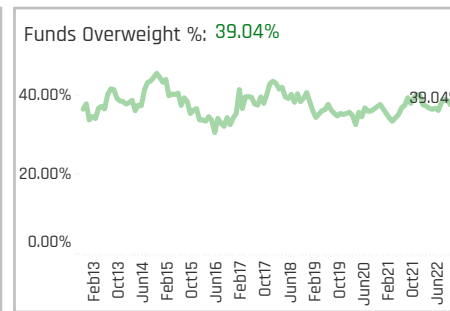
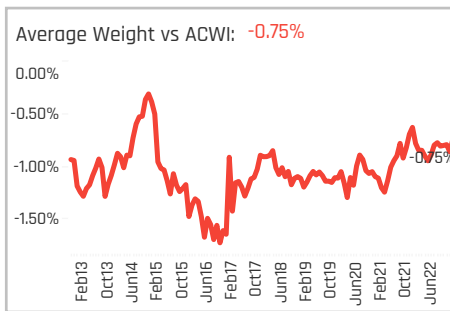
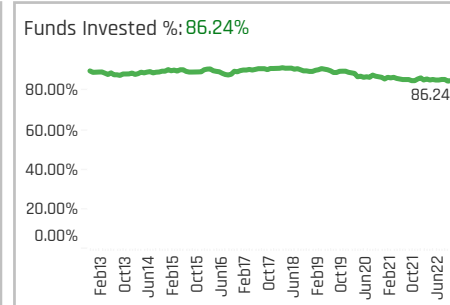
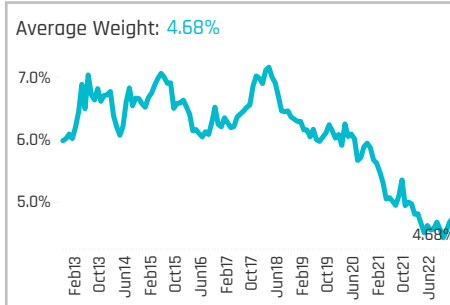
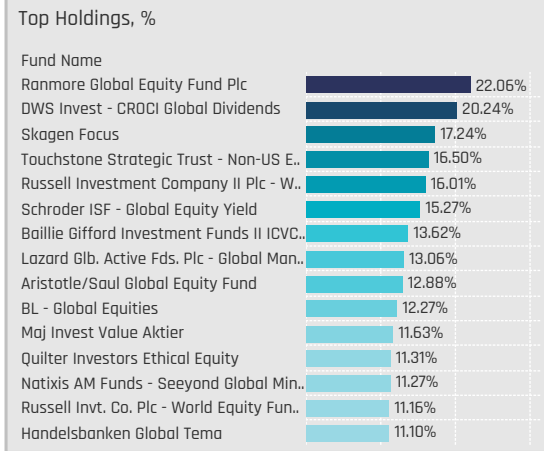
Sector	Ave Wgt Δ	Funds Invested Δ	Fund Flows, \$
Energy	0.84%	-0.06%	(\$517M)
Industrials	0.28%	0.01%	(\$144M)
Multi	0.28%	0.00%	(\$1M)
Information Technology	0.28%	-0.70%	(\$4,027M)
Utilities	0.00%	-0.15%	\$627M
Financials	0.00%	-0.05%	(\$2,074M)
Consumer Staples	-0.28%	-0.27%	(\$1,075M)
Health Care	-0.56%	-0.34%	(\$1,025M)
Communication Services	-0.84%	-0.64%	(\$2,531M)
Real Estate	-1.12%	-0.17%	(\$670M)
Consumer Discretionary	-1.69%	-0.49%	(\$5,240M)
Materials	-1.97%	-0.01%	(\$91M)

Largest Changes in Fund Sector Weight, %

Fund Name	New o..	Sector	Change
Fidelity Inv. Trust - Worldwide Fund		Financials	8.53%
Janus Henderson Global Equity Fund		Consumer Discretionary	6.87%
Artisan Global Discovery Fund		Information Technology	6.01%
GAM Funds - Disruptive Growth		Information Technology	5.57%
Janus Henderson Global Equity Fund	New	Energy	5.24%
Liontrust Investment Funds I - Glob..		Information Technology	5.22%
American Century Focused Global G..	New	Materials	5.10%
Fidelity Inv. Trust - Worldwide Fund		Information Technology	-7.46%
Seligson & Co. Global Top 25 Brands..		Consumer Staples	-7.52%
PGIM Jennison Global Opportunities..		Consumer Discretionary	-9.14%
Touchstone Strategic Trust - Non-U..	Close	Health Care	-10.73%
Touchstone Strategic Trust - Non-U..	Close	Financials	-13.36%
Touchstone Strategic Trust - Non-U..		Information Technology	-14.68%
Janus Henderson Global Equity Fund		Information Technology	-14.85%

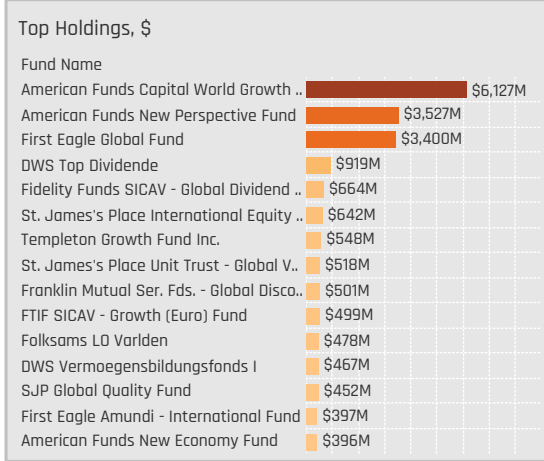
Largest Fund Level Stock Inflows/Outflows, \$

Fund Name	Stock Name	New..	Flow
Old Westbury Large Cap Strategies..	Financial Select Sector S..	New	\$533M
American Funds New Perspective F..	Alnylam Pharmaceuticals..		\$310M
DWS Top Dividende	U.S. Bancorp	New	\$299M
American Funds New Perspective F..	Synopsys, Inc.	New	\$295M
American Funds Capital World Gro..	Boeing Company		\$292M
American Funds Capital World Gro..	UnitedHealth Group Incor..		\$281M
American Funds Capital World Gro..	Gilead Sciences, Inc.		\$279M
Morgan Stanley Inv. Fds. - Global ..	Philip Morris Internationa..		(\$395M)
American Funds Capital World Gro..	CME Group Inc. Class A		(\$435M)
American Funds New Perspective F..	Adobe Incorporated		(\$579M)
American Funds New Perspective F..	Alphabet Inc. Class A		(\$640M)
American Funds New Perspective F..	Alphabet Inc. Class C		(\$650M)
American Funds New Perspective F..	Amazon.com, Inc.		(\$873M)
American Funds New Perspective F..	Tesla Inc		(\$2,241M)



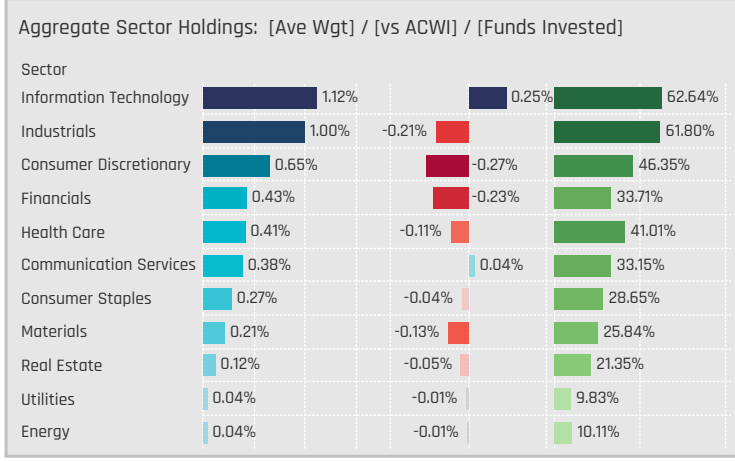
Aggregate Stock Holdings Data, Ranked by Most Widely Held.

Ticker	Stock Name	Funds Invested %	Average Weight	Vs Benchmark	Fund AUM, \$
6861-JP	Keyence Corporation	25.84%	0.37%	0.21%	\$3,145M
6758-JP	Sony Corporation	0.56%	0.01%	0.01%	\$4M
	Sony Group Corporation	21.35%	0.25%	0.08%	\$1,954M
9432-JP	Nippon Telegraph and Teleph..	21.07%	0.15%	0.09%	\$1,120M
9433-JP	KDDI Corporation	16.57%	0.11%	0.03%	\$742M
7974-JP	Nintendo Co., Ltd.	13.76%	0.09%	0.01%	\$476M
7741-JP	HOYA CORPORATION	13.20%	0.13%	0.07%	\$750M
8035-JP	Tokyo Electron Ltd.	11.80%	0.10%	0.00%	\$1,264M
6098-JP	Recruit Holdings Co., Ltd.	11.80%	0.09%	0.03%	\$877M
7267-JP	Honda Motor Co., Ltd.	10.96%	0.06%	0.00%	\$440M
7203-JP	Toyota Motor Corp.	10.96%	0.09%	-0.17%	\$766M
6367-JP	DAIKIN INDUSTRIES, LTD.	10.96%	0.09%	0.00%	\$1,233M
4063-JP	Shin-Etsu Chemical Co Ltd	10.96%	0.09%	0.01%	\$1,371M
8001-JP	Itochu Corporation	10.67%	0.05%	-0.02%	\$160M
4503-JP	Astellas Pharma Inc.	10.67%	0.04%	-0.01%	\$270M



Top Stock Holdings, %

Fund Name	Ticker	Stock Name	Weight
C Worldwide - Global Equities Ethical	6758-JP	Sony Group Corporati..	4.40%
John Hancock Funds II - Global Equity F..	8316-JP	Sumitomo Mitsui Fin..	4.33%
Maj Invest Value Aktier	6758-JP	Sony Group Corporati..	4.29%
GAMCO Global Growth Fund	6861-JP	Keyence Corporation	4.13%
Sands Capital Funds Plc - Global Growth..	6861-JP	Keyence Corporation	4.03%
T Rowe Price Global Stock Fund	4568-JP	Daiichi Sankyo Compa..	3.99%
Harbor Global Leaders Fund	6861-JP	Keyence Corporation	3.91%
Sands Capital Funds Plc - Global Leade..	6861-JP	Keyence Corporation	3.86%
C Worldwide - Global Equities	6758-JP	Sony Group Corporati..	3.86%
Touchstone Strategic Trust - Non-US E..	6758-JP	Sony Group Corporati..	3.86%
Aberdeen Std. DEIC II - ASI Global Unco..	6758-JP	Sony Group Corporati..	3.72%
Maj Invest Value Aktier	9984-JP	SoftBank Group Corp.	3.70%
Value Square Fund - Equity World	6201-JP	Toyota Industries Corp.	3.60%
Ranmore Global Equity Fund Plc	8316-JP	Sumitomo Mitsui Fin..	3.58%
Artemis Global Income Fund	7011-JP	Mitsubishi Heavy Indu..	3.52%



Top Sector Holdings, %

Fund Name	Sector	Weight
Quilter Investors Ethical Equity	Industrials	11.31%
Ranmore Global Equity Fund Plc	Financials	8.62%
DWS Invest - CROCI Global Dividends	Industrials	8.34%
C Worldwide - Global Equities Ethical	Information Technology	7.15%
Skagen Focus	Financials	7.11%
Schroder ISF - Global Equity Yield	Communication Services	7.01%
Baillie Gifford Investment Funds II ICVC..	Industrials	6.64%
C Worldwide - Global Equities	Information Technology	6.62%
AQR UCITS Funds II - Style Premia: Glob..	Financials	6.62%
Touchstone Strategic Trust - Non-US E..	Industrials	6.50%
MassMutual Premier Global Fund	Information Technology	6.22%
GAMCO Global Growth Fund	Information Technology	6.17%
Delaware Global Value Equity Fund	Consumer Staples	6.17%
Touchstone Strategic Trust - Non-US E..	Consumer Discretionary	6.14%
MainFirst SICAV - Global Equities Fund	Information Technology	5.88%

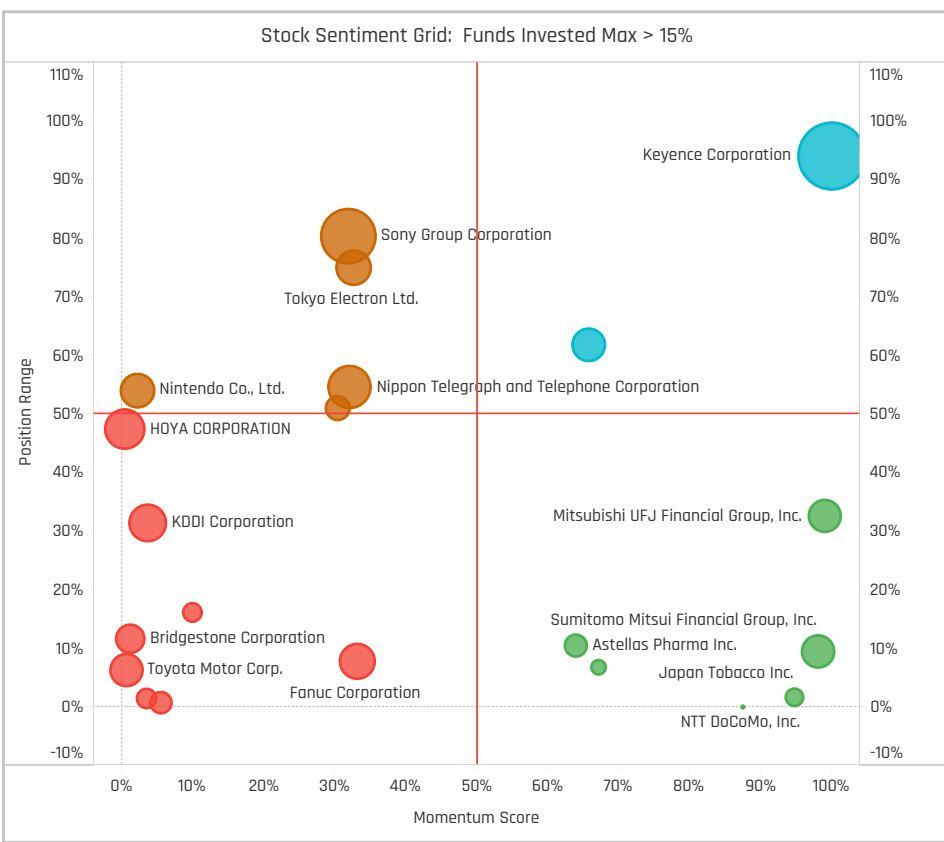
Top Stock Holdings, \$

Fund Name	Ticker	Stock Name	Value
American Funds Capital World Growth ..	8035-JP	Tokyo Electron Ltd.	\$726M
American Funds Capital World Growth ..	4568-JP	Daiichi Sankyo Company..	\$639M
American Funds New Perspective Fund	4063-JP	Shin-Etsu Chemical Co L..	\$594M
American Funds Capital World Growth ..	6098-JP	Recruit Holdings Co., Ltd.	\$513M
American Funds New Perspective Fund	6367-JP	DAIKIN INDUSTRIES, LTD.	\$493M
American Funds New Perspective Fund	8031-JP	Mitsui & Co.,Ltd	\$483M
First Eagle Global Fund	6954-JP	Fanuc Corporation	\$463M
DWS Top Dividende	9432-JP	Nippon Telegraph and T..	\$423M
First Eagle Global Fund	9735-JP	Secom Co., Ltd.	\$369M
First Eagle Global Fund	8725-JP	MS&AD Insurance Group..	\$366M
American Funds Capital World Growth ..	3382-JP	Seven & I Holdings Co., L..	\$362M
American Funds Capital World Growth ..	9434-JP	SoftBank Corp.	\$358M
American Funds New Perspective Fund	6861-JP	Keyence Corporation	\$344M
American Funds Capital World Growth ..	6758-JP	Sony Group Corporation	\$334M
First Eagle Global Fund	8630-JP	Sompo Holdings, Inc.	\$329M

Largest Changes in Fund Weight, %

Fund Name	New or C..	Change
Touchstone Strategic Trust - No..		
Covea Actions Monde		4.51%
Handelsbanken Global Tema		3.81%
JPMorgan Funds - Global Growth..		2.85%
Alger Global Focus Fund	New	2.57%
Robeco Capital Gr. Fds. - BP Glo..		2.50%
PGIM Jennison Global Opportuni..	New	2.49%
DPAM B - Equities World Sustai..	Close	-2.13%
UniGlobal II		-2.52%
Schroder ISF - Global Equity Yield		-2.63%
UniGlobal		-2.67%
Polaris Global Value Fund		-2.72%
Invesco Global Growth Fund		-2.95%
MassMutual Premier Global Fund		-3.88%

Ave Wgt Δ	Funds Invested Δ	Fund Flows, \$	Av Wgt vs ACWI Δ	Funds O/W % Δ
-0.01%	0.56%	\$384M	0.02%	0.00%



Aggregate Stock Holdings Changes

Ticker	Stock Name	Funds Invested % Δ	Average Weight Δ	Fund Flows, \$
6861-JP	Keyence Corporation	2.81%	0.08%	\$166M
4568-JP	Daiichi Sankyo Company, Limit..	1.69%	0.01%	\$56M
4528-JP	OND Pharmaceutical Co., Ltd.	1.40%	0.00%	\$5M
6963-JP	Rohm Co., Ltd.	1.40%	0.00%	(\$2M)
3231-JP	Nomura Real Estate Holdings, ..	1.40%	0.00%	\$1M
9531-JP	TOKYO GAS Co., Ltd.	1.12%	0.00%	\$5M
8802-JP	Mitsubishi Estate Company, Li..	1.12%	0.00%	(\$4M)
8001-JP	Itochu Corporation	-1.40%	0.00%	(\$24M)
9613-JP	NTT DATA Corporation	-1.69%	0.00%	(\$5M)
7735-JP	SCREEN Holdings Co., Ltd	-1.69%	0.00%	(\$3M)
7741-JP	HOYA CORPORATION	-1.69%	-0.03%	(\$100M)
6981-JP	Murata Manufacturing Co., Ltd.	-1.97%	-0.01%	(\$59M)
7203-JP	Toyota Motor Corp.	-1.97%	-0.02%	(\$243M)
8035-JP	Tokyo Electron Ltd.	-3.65%	0.01%	(\$449M)

Largest Fund Flows, \$

Fund Name	New or Cl..	Flow
American Funds Capital World ..		\$1,241M
Franklin Mutual Ser. Fds. - Glob..		\$162M
Robeco Capital Gr. Fds. - BP Glo..		\$149M
Handelsbanken Global Tema		\$142M
PGIM Jennison Global Opportun..	New	\$110M
T Rowe Price Global Stock Fund		\$74M
St. James's Place Unit Trust - S..		\$67M
St. James's Place Unit Trust - G..		(\$73M)
Old Westbury Large Cap Strate..		(\$101M)
Dodge & Cox Global Stock Fund		(\$101M)
First Eagle Global Fund		(\$135M)
St. James's Place International..		(\$179M)
Fidelity Series Intrinsic Opportu..		(\$221M)
UniGlobal		(\$290M)

Largest Fund Level Changes in Stock Weight, %

Fund Name	Stock Name	New ..	Change
Alger Global Focus Fund	Keyence Corporation	New	2.57%
PGIM Jennison Global Opportuni..	Keyence Corporation	New	2.49%
John Hancock Funds II - Global Eq..	Sumitomo Mitsui Financi..		2.47%
Touchstone Strategic Trust - Non..	Tokyo Electron Ltd.	New	2.45%
DWS Invest - CROCI Global Dividen..	Marubeni Corporation	New	2.30%
Janus Henderson Global Equity Fu..	Dai-ichi Life Holdings,Inc.	New	2.21%
Allianz Interglobal	Keyence Corporation	New	2.16%
Janus Henderson Global Equity Fu..	Shiseido Company, Limite..	Close	-1.58%
Nuveen NWQ Global Equity Income..	Nintendo Co., Ltd.	Close	-1.75%
Baillie Gifford Investment Funds II ..	SoftBank Group Corp.	Close	-1.94%
Wasatch Global Value Fund	Suntory Beverage & Foo..	Close	-2.10%
CT (Ir) III PLC - Multi-Strategy Glo..	Nippon Telegraph and Tel..		-2.31%
Acatis Aktien Global Fonds UI	NEXON Co., Ltd.	Close	-2.34%
MassMutual Premier Global Fund	Nidec Corporation		-2.50%

Sector Holding Changes: [Funds Invested Δ] / [Ave Wgt Δ] / Fund Flows, \$

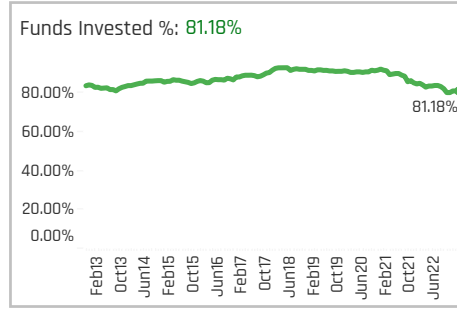
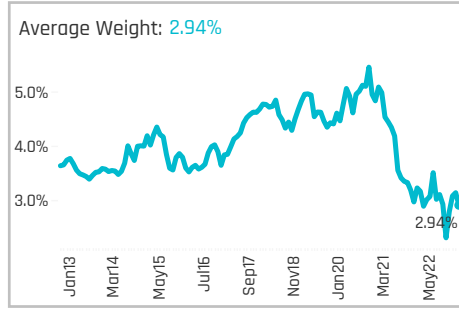
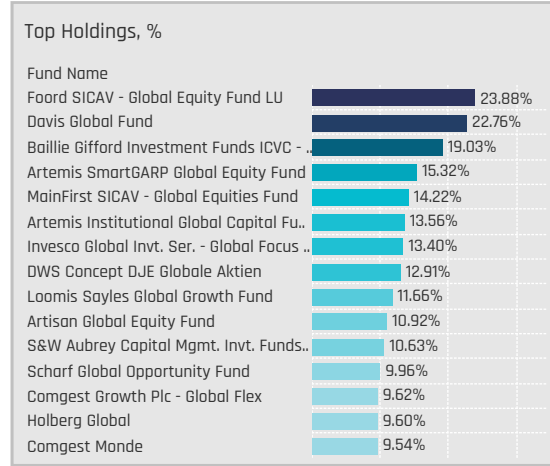
Sector	Invested Δ	Ave Wgt Δ	Fund Flows, \$
Financials	0.09%		\$229M
Information Technology	0.04%		\$329M
Real Estate	0.00%		(\$17M)
Utilities	0.00%		\$3M
Multi	0.00%		
Health Care	-0.28%	-0.04%	\$189M
Energy	-0.28%	-0.01%	\$9M
Communication Services	-0.28%	-0.05%	(\$258M)
Industrials	-0.28%	0.00%	(\$605M)
Consumer Staples	-1.12%	0.00%	\$339M
Materials	-1.69%	0.02%	\$468M
Consumer Discretionary	-2.53%	-0.05%	(\$303M)

Largest Changes in Fund Sector Weight, %

Fund Name	New o..	Sector	Change
Touchstone Strategic Trust - Non-U..		Industrials	4.52%
Alger Global Focus Fund	New	Information Technology	2.57%
Artemis Global Select Fund		Financials	2.51%
PGIM Jennison Global Opportunitie..	New	Information Technology	2.49%
John Hancock Funds II - Global Equi..		Financials	2.47%
DWS Invest - CROCI Global Dividends		Industrials	2.30%
JPMorgan Funds - Global Growth Fu..		Information Technology	2.28%
Baillie Gifford Investment Funds II I..	Close	Communication Services	-1.94%
CT (Ir) III PLC - Multi-Strategy Globa..		Communication Services	-2.10%
Delaware Global Equity Fund		Consumer Staples	-2.12%
GAMCO Global Growth Fund		Industrials	-2.16%
Acatis Aktien Global Fonds UI	Close	Communication Services	-2.34%
JPMorgan Funds - Global Focus Fund	Close	Consumer Discretionary	-2.35%
MassMutual Premier Global Fund		Industrials	-3.89%

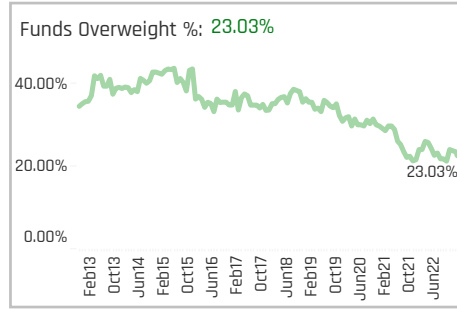
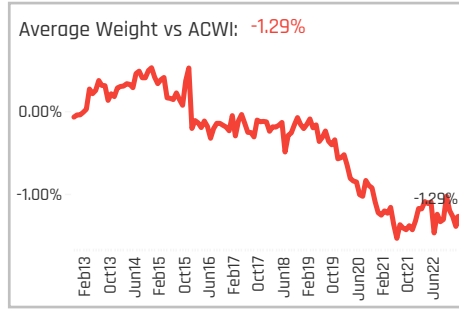
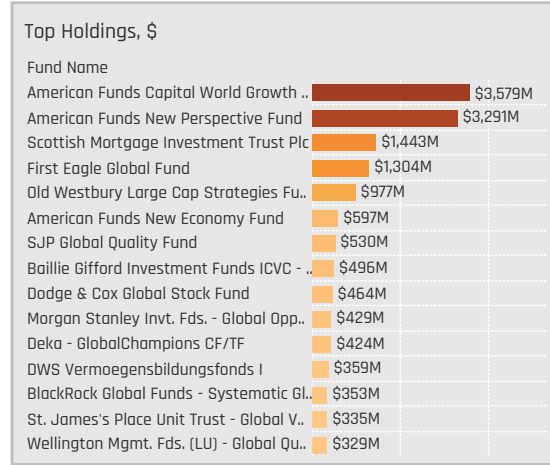
Largest Fund Level Stock Inflows/Outflows, \$

Fund Name	Stock Name	New..	Flow
American Funds Capital World Gro..	Recruit Holdings Co., Ltd.		\$385M
American Funds Capital World Gro..	Takeda Pharmaceutical Co.	New	\$269M
American Funds Capital World Gro..	Mitsui & Co.,Ltd	New	\$253M
American Funds Capital World Gro..	Seven & I Holdings Co., Lt..		\$183M
American Funds Capital World Gro..	Shin-Etsu Chemical Co Ltd		\$159M
Franklin Mutual Ser. Fds. - Global Di..	DENSO CORPORATION	New	\$154M
American Funds Capital World Gro..	Shionogi & Co., Ltd.	New	\$153M
American Funds Capital World Gro..	Chugai Pharmaceutical C..	Close	(\$88M)
American Funds Capital World Gro..	Fujitsu Limited		(\$99M)
American Funds New Perspective F..	SMC Corporation		(\$102M)
American Funds New Perspective F..	M3, Inc.	Close	(\$103M)
American Funds New Perspective F..	Keyence Corporation		(\$106M)
Old Westbury Large Cap Strategies..	Sony Group Corporation		(\$106M)
American Funds Capital World Gro..	Tokyo Electron Ltd.		(\$335M)



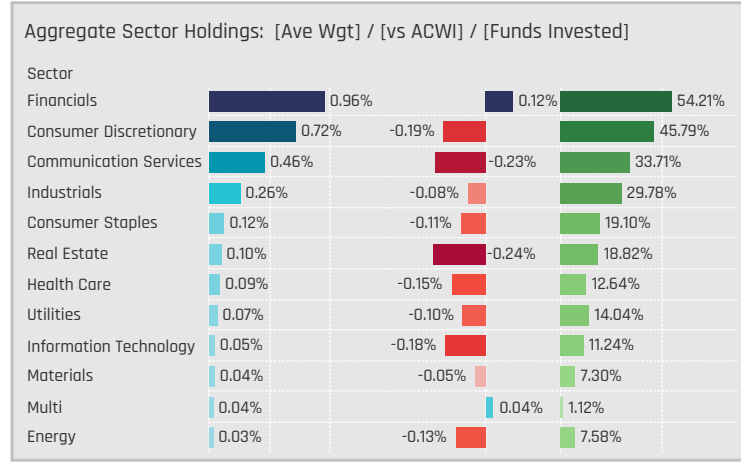
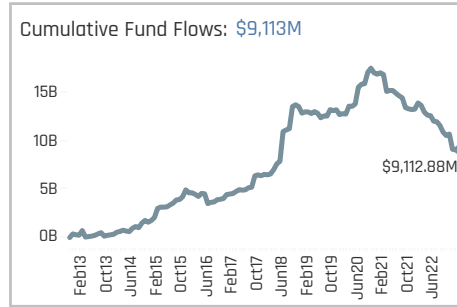
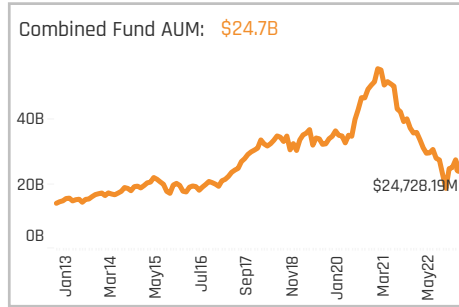
Aggregate Stock Holdings Data, Ranked by Most Widely Held.

Ticker	Stock Name	Funds Invested %	Average Weight	Vs Benchmark	Fund AUM, \$
1299-HK	AIA Group Limited	36.52%	0.65%	0.43%	\$5,776M
700-HK	Tencent Holdings Ltd.	20.79%	0.27%	-0.19%	\$2,279M
9988-HK	Alibaba Group Holding Ltd.	19.10%	0.22%	-0.07%	\$2,062M
JD-US	JD.com, Inc. Sponsored ADR C..	10.96%	0.09%	0.02%	\$642M
3690-HK	Meituan Class B	9.55%	0.07%	-0.06%	\$980M
388-HK	Hong Kong Exchanges & Clear..	8.43%	0.06%	-0.03%	\$333M
2318-HK	Ping An Insurance (Group) Co..	8.43%	0.09%	0.01%	\$922M
1-HK	CK Hutchison Holdings Ltd	8.43%	0.04%	0.01%	\$66M
823-HK	Link Real Estate Investment T..	7.87%	0.03%	0.00%	\$155M
659-HK	Techtronic Industries Co., Ltd.	7.30%	0.05%	0.03%	\$426M
NTESF-US	NetEase, Inc.	7.02%	0.08%	0.03%	\$917M
6823-HK	HKT Trust and HKT Ltd	6.46%	0.02%	0.02%	\$103M
939-HK	China Construction Bank Corp..	6.18%	0.03%	-0.06%	\$188M
1398-HK	Industrial and Commercial Ba..	6.18%	0.02%	-0.03%	\$77M
1113-HK	CK Asset Holdings Limited	6.18%	0.01%	-0.01%	\$308M



Top Stock Holdings, %

Fund Name	Ticker	Stock Name	Weight
Eaton Vance Richard Bernstein Equity ..	MCHI-US	iShares MSCI China ET..	7.89%
Davis Global Fund	2318-HK	Ping An Insurance (Gr..	6.05%
Ariel Global Fund	BIDU-US	Baidu Inc Sponsored ..	5.95%
Holberg Global	2318-HK	Ping An Insurance (Gr..	5.27%
Invesco Global Inv. Ser. - Global Focus ..	700-HK	Tencent Holdings Ltd.	5.20%
Sands Capital Funds Plc - Global Leade..	1299-HK	AIA Group Limited	5.03%
GuardCap UCITS Funds Plc - Global Equ..	YUMC-US	Yum China Holdings, I..	4.98%
Schoellerbank Aktienfonds Value	1299-HK	AIA Group Limited	4.87%
Baillie Gifford Investment Funds ICVC - ..	PDD-US	Pinduoduo, Inc. Spons..	4.86%
RBC Global Opportunities Fund	1299-HK	AIA Group Limited	4.80%
Invesco Global Inv. Ser. - Global Equity..	1299-HK	AIA Group Limited	4.80%
Harbor Global Leaders Fund	1299-HK	AIA Group Limited	4.35%
Holberg Global	700-HK	Tencent Holdings Ltd.	4.15%
Aberdeen Std. OEIC II - ASI Global Unca..	700-HK	Tencent Holdings Ltd.	4.02%
Scharf Global Opportunity Fund	1299-HK	AIA Group Limited	3.98%



Top Sector Holdings, %

Fund Name	Sector	Weight
Foord SICAV - Global Equity Fund LU	Consumer Discretionary	13.87%
Davis Global Fund	Financials	10.27%
MainFirst SICAV - Global Equities Fund	Consumer Discretionary	8.39%
Artisan Global Equity Fund	Consumer Discretionary	8.22%
Eaton Vance Richard Bernstein Equity ..	Multi	7.89%
Baillie Gifford Investment Funds ICVC - ..	Consumer Discretionary	7.71%
Foord SICAV - Global Equity Fund LU	Communication Services	7.23%
GAM Funds - Disruptive Growth	Consumer Discretionary	6.28%
Sanlam Universal Fds. Plc - Global High..	Communication Services	6.27%
Longleaf Partners Global Fund	Consumer Discretionary	6.17%
Artemis Institutional Global Capital Fu..	Financials	6.06%
Baillie Gifford Investment Funds ICVC - ..	Industrials	5.99%
Scharf Global Opportunity Fund	Communication Services	5.98%
Davis Global Fund	Consumer Discretionary	5.97%
S&W Aubrey Capital Mgmt. Inv. Funds..	Consumer Discretionary	5.95%

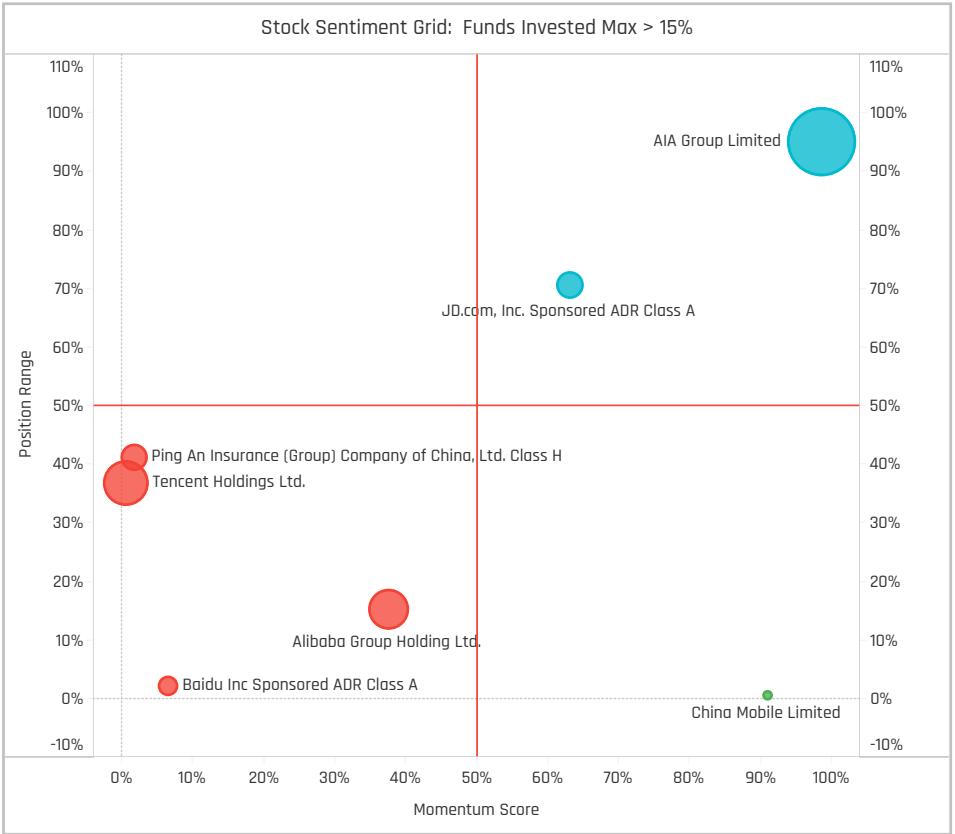
Top Stock Holdings, \$

Fund Name	Ticker	Stock Name	Value
American Funds New Perspective Fund	1299-HK	AIA Group Limited	\$1,468M
American Funds Capital World Growth ..	1299-HK	AIA Group Limited	\$823M
American Funds New Perspective Fund	BGNE-US	BeiGene Ltd Sponsored ..	\$545M
American Funds Capital World Growth ..	600519-C..	Kweichow Moutai Co., Lt..	\$441M
Scottish Mortgage Investment Trust Plc	3690-HK	Meituan Class B	\$420M
American Funds Capital World Growth ..	2318-HK	Ping An Insurance (Grou..	\$418M
Scottish Mortgage Investment Trust Plc	PDD-US	Pinduoduo, Inc. Sponsor..	\$409M
Scottish Mortgage Investment Trust Plc	700-HK	Tencent Holdings Ltd.	\$402M
First Eagle Global Fund	9988-HK	Alibaba Group Holding L..	\$383M
First Eagle Global Fund	J36-SG	Jardine Matheson Holdi..	\$349M
American Funds New Perspective Fund	700-HK	Tencent Holdings Ltd.	\$318M
American Funds Capital World Growth ..	NTESF-US	NetEase, Inc.	\$314M
American Funds New Economy Fund	1299-HK	AIA Group Limited	\$288M
SJP Global Quality Fund	1299-HK	AIA Group Limited	\$282M
American Funds Capital World Growth ..	1193-HK	China Resources Gas Gr..	\$250M

Largest Changes in Fund Weight, %

Fund Name	New or C..	Change
Artisan Global Equity Fund		7.01%
Janus Henderson Global Equity ..	New	4.68%
S&W Aubrey Capital Mgmt. Inv...		3.90%
GAM Funds - Disruptive Growth		3.70%
DWS Concept DJE Globale Aktien		2.82%
BlackRock Global Funds - Syste..		2.54%
SEB Fund 1 - Global Climate App..		2.09%
Brown Advisory Funds Plc - Glob..		-3.73%
Scottish Mortgage Investment T..		-4.37%
Value Square Fund - Equity Worl..		-4.44%
Artemis Institutional Global Cap..		-4.60%
NInety One Glb. Strat. Fd. - Glob..		-4.94%
Baillie Gifford Investment Funds..		-5.15%
JOHCM Umbrella Fund Plc - Glob..	Close	-5.27%

Ave Wgt Δ	Funds Invested Δ	Fund Flows, \$	Av Wgt vs ACWI Δ	Funds O/W % Δ
-0.19%	-2.25%	(\$2,507M)	0.04%	1.12%



Aggregate Stock Holdings Changes

Ticker	Stock Name	Funds Invested % Δ	Average Weight Δ	Fund Flows, \$
3690-HK	Meituan Class B	1.97%	-0.02%	(\$102M)
288-HK	WH Group Ltd. (HK)	1.69%	0.00%	\$4M
19-HK	Swire Pacific Limited Class A	1.40%	0.00%	\$2M
1299-HK	AIA Group Limited	1.12%	0.04%	(\$104M)
1-HK	CK Hutchison Holdings Ltd	1.12%	0.00%	\$12M
605117-CN	Ningbo Deye Technology Co., L..	0.84%	0.00%	\$2M
2015-HK	Li Auto, Inc. Class A	0.84%	0.00%	\$34M
700-HK	Tencent Holdings Ltd.	-1.12%	-0.05%	(\$402M)
522-HK	ASMP Limited	-1.12%	0.00%	(\$3M)
2331-HK	Li Ning Company Limited	-1.12%	0.00%	\$75M
2319-HK	China Mengniu Dairy Co., Ltd.	-1.40%	-0.01%	(\$22M)
1308-HK	SITC International Holdings Co..	-1.40%	0.00%	\$2M
2-HK	CLP Holdings Limited	-1.69%	-0.01%	(\$10M)
2318-HK	Ping An Insurance (Group) Co..	-1.97%	0.00%	(\$12M)

Largest Fund Flows, \$

Fund Name	New or Cl..	Flow
American Funds New Perspecti..		\$257M
BlackRock Global Funds - Syste..		\$103M
St. James's Place Unit Trust - G..		\$86M
Swedbank Robur Allemansfond..		\$55M
Janus Henderson Global Equity..	New	\$45M
First Eagle Global Fund		\$44M
Vontobel Fund - Global Equity		\$35M
Brown Advisory Funds Plc - Glo..		(\$109M)
UniGlobal	Close	(\$137M)
St. James's Place International..		(\$163M)
Baillie Gifford Investment Fund..		(\$172M)
American Funds New Economy ..		(\$399M)
Scottish Mortgage Investment ..		(\$545M)
American Funds Capital World ..		(\$726M)

Largest Fund Level Changes in Stock Weight, %

Fund Name	Stock Name	New ..	Change
GAM Funds - Disruptive Growth	Alibaba Group Holding Lt..	New	2.63%
Artisan Global Equity Fund	Alibaba Group Holding Lt..	New	2.59%
Thornburg Global Opportunities Fu..	iShares China Large-Cap ..	New	2.58%
S&W Aubrey Capital Mgmt. Inv. F..	DiDi Global Inc. Sponsore..	New	2.52%
S&W Aubrey Capital Mgmt. Inv. F..	New Oriental Education &..	New	2.23%
GAM Funds - Disruptive Growth	BYD Company Limited Cl..	New	2.18%
Artisan Global Equity Fund	Trip.com Group Ltd. Spon..	New	2.18%
JOHCM Umbrella Fund Plc - Global ..	Hong Kong Exchanges & ..	Close	-2.14%
Davis Global Fund	JD.com, Inc. Sponsored A..		-2.19%
JOHCM Umbrella Fund Plc - Global ..	Tencent Holdings Ltd.	Close	-2.21%
Ninety One Glb. Strat. Fd. - Global ..	Tencent Holdings Ltd.	Close	-2.45%
Brown Advisory Global Leaders Fu..	Tencent Holdings Ltd.	Close	-3.06%
Sanlam Universal Fds. Plc - Global ..	Yum China Holdings, Inc.	Close	-3.15%
Brown Advisory Funds Plc - Global ..	Tencent Holdings Ltd.	Close	-3.89%

Sector Holding Changes: [Funds Invested Δ] / [Ave Wgt Δ] / Fund Flows, \$

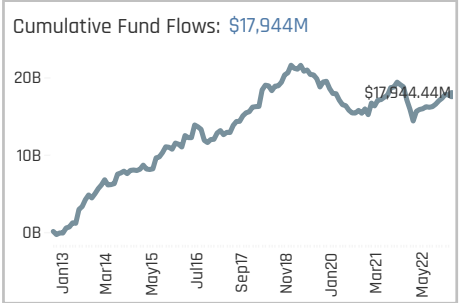
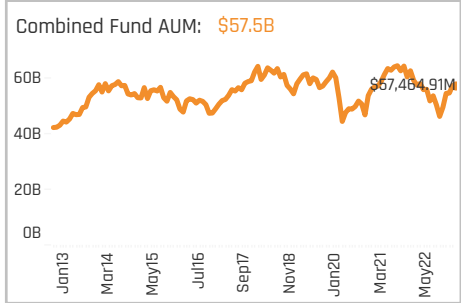
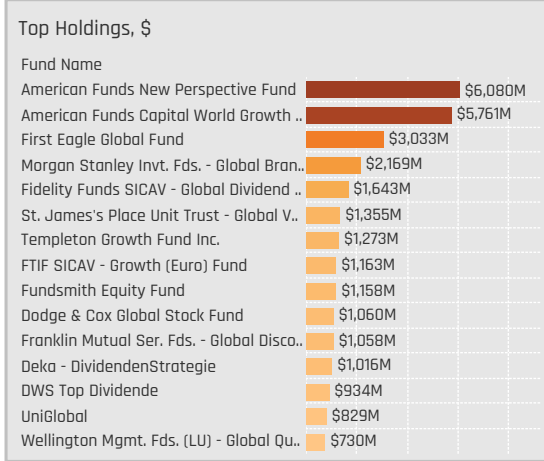
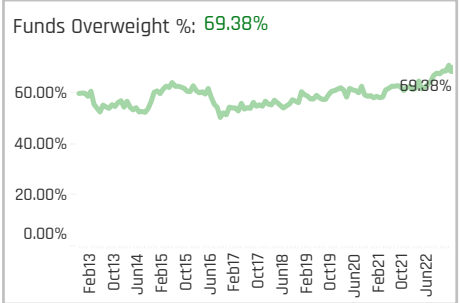
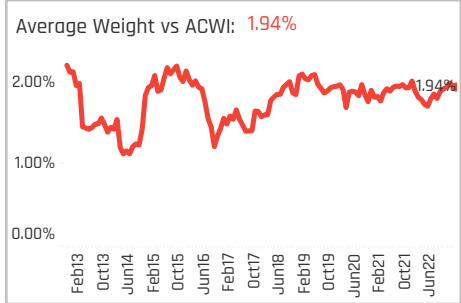
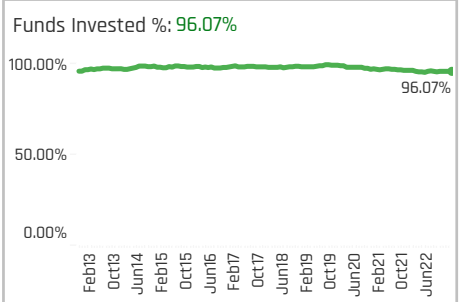
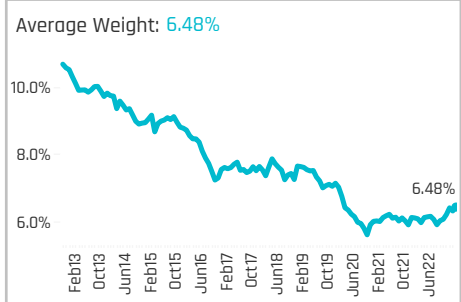
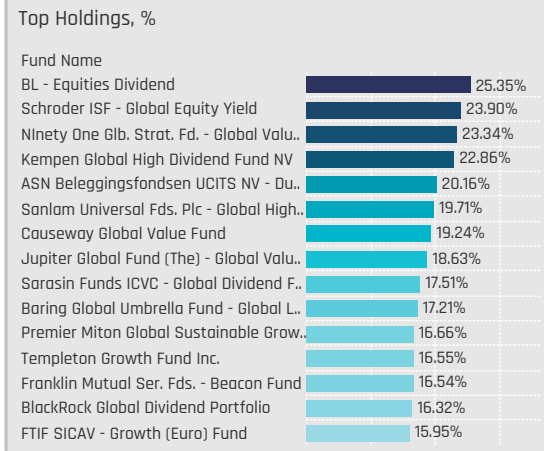
Sector	Invested Δ	Ave Wgt Δ	Fund Flows, \$
Consumer Staples	2.25%	-0.02%	(\$127M)
Consumer Discretionary	1.12%	-0.01%	(\$278M)
Multi	0.28%	0.01%	\$38M
Financials	0.00%	0.02%	(\$621M)
Energy	-0.28%	0.00%	(\$7M)
Utilities	-0.84%	-0.02%	(\$245M)
Health Care	-0.84%	-0.02%	(\$151M)
Real Estate	-0.84%	-0.01%	(\$231M)
Industrials	-0.84%	-0.05%	(\$258M)
Materials	-1.12%	-0.01%	\$14M
Communication Services	-1.69%	-0.05%	(\$523M)
Information Technology	-2.53%	-0.02%	(\$119M)

Largest Changes in Fund Sector Weight, %

Fund Name	New a..	Sector	Change
Artisan Global Equity Fund		Consumer Discretionary	7.28%
S&W Aubrey Capital Mgmt. Inv. Fu..	New	Consumer Discretionary	5.95%
GAM Funds - Disruptive Growth		Consumer Discretionary	4.67%
SEB Fund 1 - Global Climate Oppor...		Real Estate	4.33%
Thornburg Global Opportunities Fund	New	Multi	2.58%
Eaton Vance Richard Bernstein Equi..		Multi	2.13%
Touchstone Strategic Trust - Non-U..	New	Financials	2.02%
Scottish Mortgage Investment Trust..		Consumer Discretionary	-2.23%
Ninety One Glb. Strat. Fd. - Global V..	Close	Communication Services	-2.45%
Davis Global Fund		Consumer Discretionary	-2.65%
Brown Advisory Global Leaders Fund	Close	Communication Services	-3.06%
Baillie Gifford Investment Funds II I..		Consumer Discretionary	-3.07%
Sanlam Universal Fds. Plc - Global H..		Consumer Discretionary	-3.34%
Brown Advisory Funds Plc - Global L..	Close	Communication Services	-3.85%

Largest Fund Level Stock Inflows/Outflows, \$

Fund Name	Stock Name	New..	Flow
American Funds New Perspective F..	Tencent Holdings Ltd.	New	\$303M
T Rowe Price Global Stock Fund	AIA Group Limited	New	\$92M
American Funds Capital World Gro..	Li Ning Company Limited	New	\$87M
American Funds Capital World Gro..	JD.com, Inc. Sponsored A..		\$77M
American Funds New Perspective F..	Sands China Ltd.		\$67M
Swedbank Robur Allemansfond Ka..	Alibaba Group Holding Lt..	New	\$55M
St. James's Place Unit Trust - Glob..	Galaxy Entertainment Gr..		\$50M
American Funds New Economy Fund	Tencent Holdings Ltd.		(\$121M)
American Funds Capital World Gro..	Hong Kong Exchanges & ..		(\$122M)
UniGlobal	AIA Group Limited	Close	(\$137M)
American Funds Capital World Gro..	Midea Group Co. Ltd. Clas..		(\$181M)
American Funds New Economy Fund	ENN Energy Holdings Lim..		(\$210M)
Scottish Mortgage Investment Trus..	Tencent Holdings Ltd.		(\$251M)
Scottish Mortgage Investment Trus..	Alibaba Group Holding Lt..	Close	(\$258M)

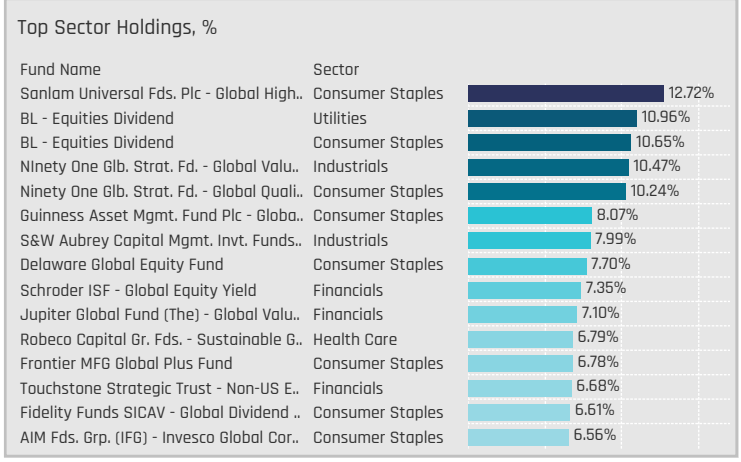
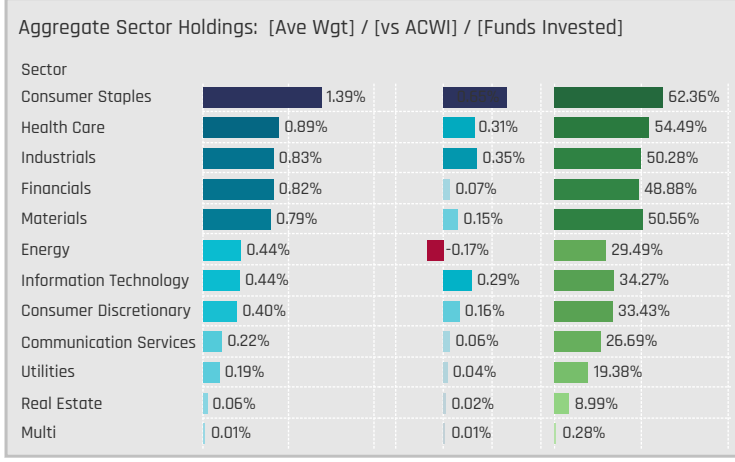


Aggregate Stock Holdings Data, Ranked by Most Widely Held.

Ticker	Stock Name	Funds Invested %	Average Weight	Vs Benchmark	Fund AUM, \$
AZN-GB	AstraZeneca PLC	32.30%	0.48%	0.13%	\$5,856M
ULVR-GB	Unilever PLC	31.46%	0.46%	0.25%	\$4,304M
RKT-GB	Reckitt Benckiser Group plc	23.60%	0.30%	0.22%	\$3,154M
LIN-US	Linde plc	23.60%	0.36%	0.05%	\$3,426M
DGE-GB	Diageo plc	22.47%	0.26%	0.08%	\$1,818M
SHEL-GB	Shell PLC	22.19%	0.29%	-0.09%	\$3,188M
GSK-GB	GSK plc	21.35%	0.18%	0.06%	\$1,270M
REL-GB	RELX PLC	17.42%	0.23%	0.12%	\$2,536M
RIO-GB	Rio Tinto plc	15.17%	0.12%	-0.01%	\$1,558M
AAL-GB	Anglo American plc	14.04%	0.10%	0.04%	\$647M
BP-GB	BP p.l.c.	12.08%	0.14%	-0.09%	\$2,424M
LSEG-GB	London Stock Exchange Grou..	11.24%	0.18%	0.14%	\$1,572M
CPG-GB	Compass Group PLC	10.96%	0.14%	0.06%	\$905M
BATS-GB	British American Tobacco p.l.c.	10.96%	0.12%	-0.03%	\$2,283M
HSBA-GB	HSBC Holdings Plc	10.67%	0.08%	-0.18%	\$353M

Top Stock Holdings, %

Fund Name	Ticker	Stock Name	Weight
Baron Global Advantage Fund	DAVA-US	Endava Plc Sponsored..	6.47%
BL - Equities Dividend	ULVR-GB	Unilever PLC	6.12%
Morgan Stanley Inv. Fds. - Global Bran..	RKT-GB	Reckitt Benckiser Grou..	5.79%
Causeway Global Value Fund	RR-GB	Rolls-Royce Holdings ..	5.45%
Columbia Select Global Equity Fund	LIN-US	Linde plc	5.28%
Aberdeen Std. OEIC II - ASI Global Unca..	AZN-GB	AstraZeneca PLC	5.27%
BL - Equities Dividend	NG-GB	National Grid plc	5.22%
S&W Aubrey Capital Mgmt. Inv. Funds..	AXON-US	Axon Enterprise Inc	5.10%
Castle Focus Fund	ULVR-GB	Unilever PLC	4.96%
AIM Fds. Grp. (IFG) - Invesco Global Cor..	BATS-GB	British American Toba..	4.93%
Threadneedle (Lux) - Global Focus Fund	LIN-US	Linde plc	4.83%
Brown Advisory Funds Plc - Global Lea..	ULVR-GB	Unilever PLC	4.82%
Sanlam Universal Fds. Plc - Global High..	BATS-GB	British American Toba..	4.70%
Robeco Capital Gr. Fds. - Sustainable G..	AZN-GB	AstraZeneca PLC	4.69%
SEB Aktiesparfond	AZN-GB	AstraZeneca PLC	4.59%



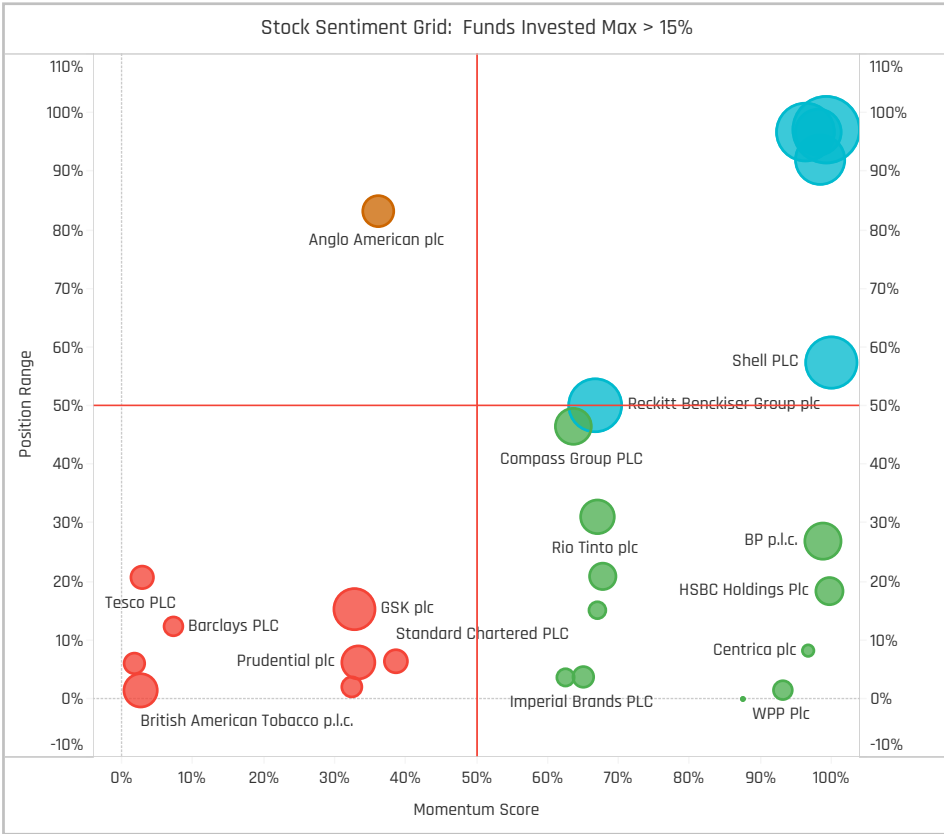
Top Stock Holdings, \$

Fund Name	Ticker	Stock Name	Value
American Funds New Perspective Fund	AZN-GB	AstraZeneca PLC	\$1,591M
Morgan Stanley Inv. Fds. - Global Bran..	RKT-GB	Reckitt Benckiser Group ..	\$1,192M
American Funds Capital World Growth ..	BA-GB	BAE Systems plc	\$884M
American Funds Capital World Growth ..	AZN-GB	AstraZeneca PLC	\$813M
First Eagle Global Fund	BATS-GB	British American Tobacc..	\$729M
Fundsmith Equity Fund	DGE-GB	Diageo plc	\$727M
American Funds Capital World Growth ..	RIO-GB	Rio Tinto plc	\$686M
American Funds New Perspective Fund	LIN-US	Linde plc	\$647M
First Eagle Global Fund	ULVR-GB	Unilever PLC	\$646M
American Funds New Perspective Fund	LSEG-GB	London Stock Exchange ..	\$636M
American Funds New Perspective Fund	BP-GB	BP p.l.c.	\$602M
American Funds Capital World Growth ..	BATS-GB	British American Tobacc..	\$549M
Morgan Stanley Inv. Fds. - Global Bran..	REL-GB	RELX PLC	\$532M
DWS Top Dividende	SHEL-GB	Shell PLC	\$527M
Fidelity Funds SICAV - Global Dividend ..	ULVR-GB	Unilever PLC	\$512M

Largest Changes in Fund Weight, %

Fund Name	New or C..	Change
Touchstone Strategic Trust - No.		7.90%
SEB Aktiesparfond		5.48%
S&W Aubrey Capital Mgmt. Invnt...		5.07%
Causeway Global Value Fund		5.04%
Delaware Global Equity Fund		4.73%
Uni 21. Jahrhundert -net-		4.65%
PGIM Jennison Global Opportuni..	New	4.50%
FTIF SICAV - Global Climate Cha..		-2.44%
Calamos Global Equity Fund		-2.47%
GAM Funds - Disruptive Growth		-2.48%
BNY Mellon Global Equity Incom..		-2.50%
John Hancock Funds II - Global ..		-3.75%
Janus Henderson Global Equity ..		-8.13%
Invesco Global Invnt. Ser. - Global..		-9.46%

Ave Wgt Δ	Funds Invested Δ	Fund Flows, \$	Av Wgt vs ACWI Δ	Funds O/W % Δ
0.52%	0.00%	\$1,545M	0.14%	2.25%



Aggregate Stock Holdings Changes

Ticker	Stock Name	Funds Invested % Δ	Average Weight Δ	Fund Flows, \$
ULVR-GB	Unilever PLC	5.06%	0.11%	\$586M
SHEL-GB	Shell PLC	2.53%	0.04%	\$349M
AZN-GB	AstraZeneca PLC	1.40%	0.03%	\$520M
RKT-GB	Reckitt Benckiser Group plc	1.40%	-0.02%	(\$56M)
BA-GB	BAE Systems plc	1.40%	0.02%	\$171M
HSBA-GB	HSBC Holdings Plc	1.40%	0.02%	\$43M
SMIN-GB	Smiths Group Plc	1.12%	0.00%	\$1M
ITV-GB	ITV PLC	-1.40%	0.00%	(\$47M)
BDEV-GB	Barratt Developments PLC	-1.40%	0.00%	(\$17M)
LLOY-GB	Lloyds Banking Group plc	-1.69%	0.00%	(\$76M)
GSK-GB	GSK plc	-1.97%	0.01%	(\$86M)
KGF-GB	Kingfisher Plc	-1.97%	0.00%	(\$6M)
ADM-GB	Admiral Group plc	-1.97%	0.00%	\$1M
PRU-GB	Prudential plc	-2.25%	0.02%	(\$21M)

Largest Fund Flows, \$

Fund Name	New or Cl..	Flow
American Funds New Perspecti..		\$471M
PGIM Jennison Global Opportun..	New	\$242M
UniGlobal		\$232M
Dodge & Cox Global Stock Fund		\$138M
Fidelity Funds SICAV - Global Di..		\$112M
St. James's Place Unit Trust - G..		\$109M
Morgan Stanley Invnt. Fds. - Glo..		\$101M
Fidelity Series Intrinsic Opportu..		(\$89M)
BNY Mellon Investment Fds. - G..		(\$124M)
FTIF SICAV - Growth (Euro) Fund		(\$125M)
Templeton Growth Fund Inc.		(\$126M)
T Rowe Price Global Stock Fund		(\$136M)
American Funds Capital World ..		(\$182M)
St. James's Place International..		(\$189M)

Largest Fund Level Changes in Stock Weight, %

Fund Name	Stock Name	New ..	Change
Delaware Global Equity Fund	Unilever PLC	New	3.92%
Janus Henderson Global Equity Fu..	AstraZeneca PLC	New	3.57%
SEB Aktiesparfond	AstraZeneca PLC		3.02%
Scharf Global Opportunity Fund	Smith & Nephew plc	New	2.93%
BNY Mellon Investment Fds. - Glob..	Diageo plc	New	2.92%
S&W Aubrey Capital Mgmt. Invnt. F..	Ashted Group plc	New	2.89%
Columbia Select Global Equity Fund	Linde plc		2.80%
GAM Funds - Disruptive Growth	BT Group plc	Close	-2.36%
FTIF SICAV - Global Climate Chang..	Standard Chartered PLC	Close	-2.55%
Janus Henderson Global Equity Fu..	RELX PLC	Close	-2.96%
Ninety One Glb. Strat. Fd. - Global ..	STERIS Plc	Close	-2.99%
Janus Henderson Global Equity Fu..	Compass Group PLC	Close	-3.37%
Virtus NFJ Global Sustainability Fu..	Shell PLC		-3.64%
Invesco Global Invnt. Ser. - Global E..	3i Group plc	Close	-5.91%

Sector Holding Changes: [Funds Invested Δ] / [Ave Wgt Δ] / Fund Flows, \$

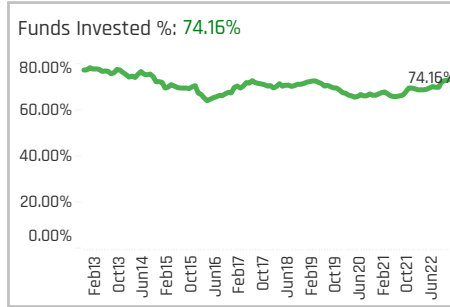
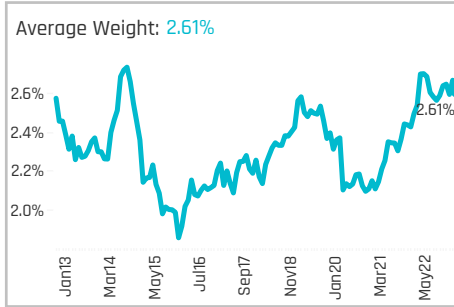
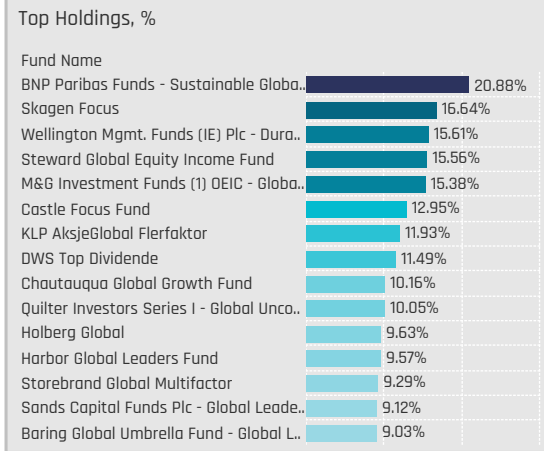
Sector	Wgt Δ	Flow
Energy	3.65%	\$391M
Industrials	2.25%	\$476M
Consumer Staples	1.40%	\$581M
Materials	0.84%	(\$42M)
Multi	0.00%	\$0M
Information Technology	0.00%	(\$1M)
Utilities	-0.28%	(\$327M)
Health Care	-0.56%	(\$843M)
Communication Services	-1.97%	(\$218M)
Real Estate	-2.81%	\$0M
Financials	-3.09%	(\$261M)
Consumer Discretionary	-4.78%	(\$1M)

Largest Changes in Fund Sector Weight, %

Fund Name	New o..	Sector	Change
Ninety One Glb. Strat. Fd. - Global V..		Industrials	5.10%
S&W Aubrey Capital Mgmt. Invnt. Fu..		Industrials	4.95%
Touchstone Strategic Trust - Non-U..		Financials	4.12%
Delaware Global Equity Fund		Consumer Staples	4.08%
BL - Equities Dividend		Utilities	3.57%
Waverton Invnt. Fds. Plc - Global Equi..		Materials	3.17%
Artemis Global Select Fund	New	Consumer Staples	3.15%
FTIF SICAV - Global Climate Change ..	Close	Financials	-2.55%
Ninety One Glb. Strat. Fd. - Global D..	Close	Health Care	-2.99%
Virtus NFJ Global Sustainability Fund		Energy	-3.64%
Janus Henderson Global Equity Fund	Close	Communication Services	-3.68%
Janus Henderson Global Equity Fund	Close	Information Technology	-4.54%
Invesco Global Invnt. Ser. - Global Eq..		Financials	-5.12%
Janus Henderson Global Equity Fund	Close	Consumer Discretionary	-5.25%

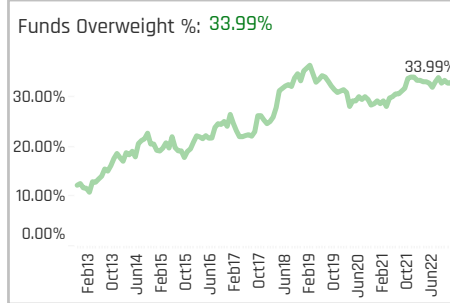
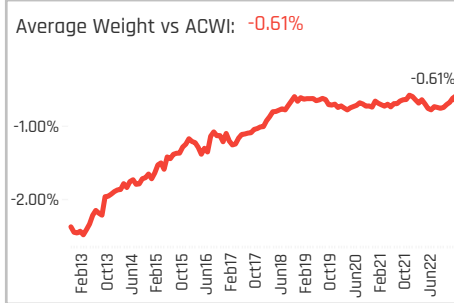
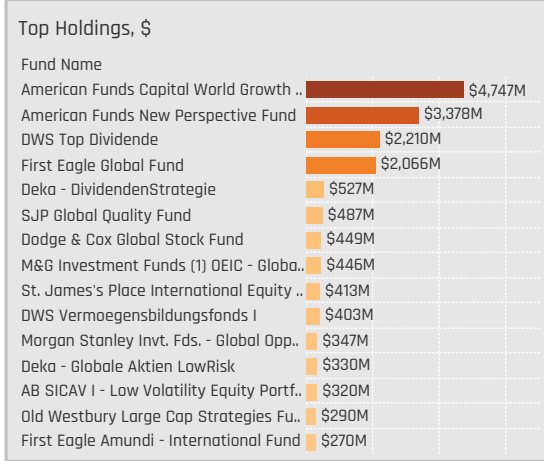
Largest Fund Level Stock Inflows/Outflows, \$

Fund Name	Stock Name	New..	Flow
American Funds Capital World Gro..	AstraZeneca PLC		\$317M
American Funds New Perspective F..	Entain PLC		\$272M
UniGlobal	Unilever PLC	New	\$134M
UniGlobal	Shell PLC	New	\$131M
American Funds New Perspective F..	BAE Systems plc		\$130M
PGIM Jennison Global Opportunitie..	AstraZeneca PLC	New	\$128M
First Eagle Global Fund	Haleon PLC		\$121M
American Funds Capital World Gro..	Legal & General Group Plc	Close	(\$108M)
UniGlobal	Diageo plc	Close	(\$116M)
Templeton Growth Fund Inc.	AstraZeneca PLC	Close	(\$138M)
American Funds New Perspective F..	AVEVA Group plc	Close	(\$142M)
FTIF SICAV - Growth (Euro) Fund	AstraZeneca PLC	Close	(\$163M)
American Funds Capital World Gro..	Rio Tinto plc		(\$291M)
American Funds Capital World Gro..	National Grid plc	Close	(\$380M)



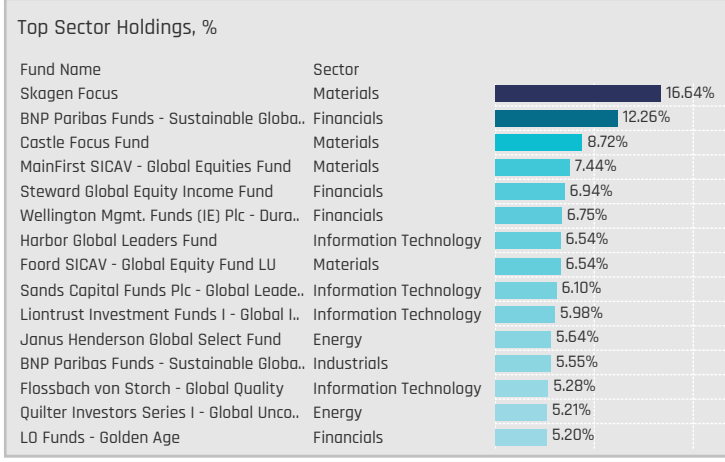
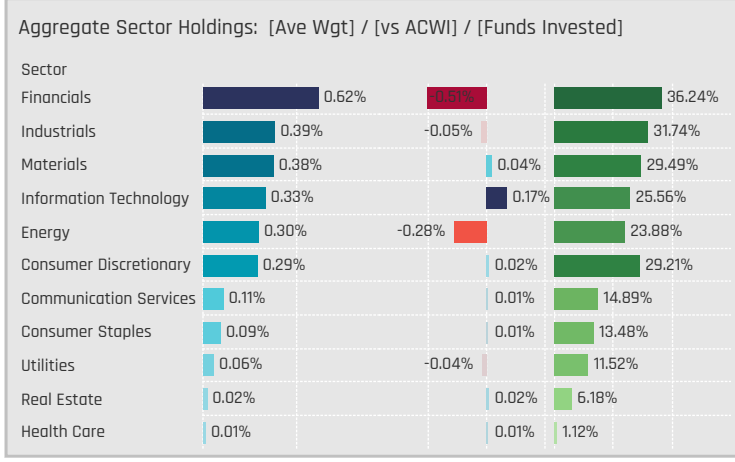
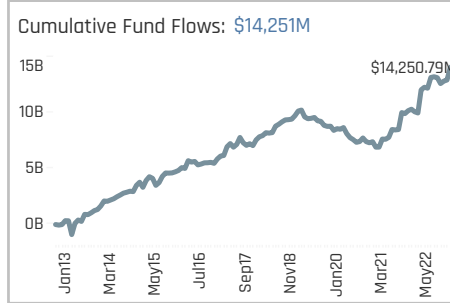
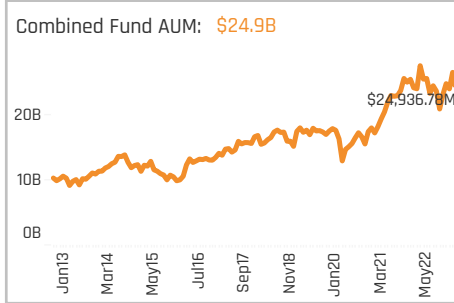
Aggregate Stock Holdings Data, Ranked by Most Widely Held.

Ticker	Stock Name	Funds Invested %	Average Weight	Vs Benchmark	Fund AUM, \$
TD-CA	Toronto-Dominion Bank	15.73%	0.12%	-0.09%	\$1,788M
NTR-CA	Nutrien Ltd.	12.92%	0.08%	-0.01%	\$1,426M
RY-CA	Royal Bank of Canada	12.36%	0.07%	-0.17%	\$407M
CP-CA	Canadian Pacific Railway Limi..	12.36%	0.14%	0.01%	\$1,617M
SHOP-US	Shopify, Inc. Class A	10.96%	0.11%	0.03%	\$1,416M
CNR-CA	Canadian National Railway C..	10.96%	0.09%	-0.04%	\$547M
L-CA	Loblaw Companies Limited	10.11%	0.05%	0.01%	\$135M
CSU-CA	Constellation Software Inc.	10.11%	0.15%	0.09%	\$557M
BNS-CA	Bank of Nova Scotia	9.83%	0.06%	-0.05%	\$255M
LULU-US	Lululemon Athletica Inc	9.27%	0.08%	0.02%	\$642M
SU-CA	Suncor Energy Inc.	8.99%	0.08%	-0.02%	\$833M
CM-CA	Canadian Imperial Bank of Co..	8.71%	0.04%	-0.03%	\$284M
BCE-CA	BCE Inc.	8.15%	0.06%	0.05%	\$652M
WCN-CA	Waste Connections, Inc.	7.87%	0.06%	-0.01%	\$346M
MFC-CA	Manulife Financial Corporation	7.87%	0.05%	-0.02%	\$159M



Top Stock Holdings, %

Fund Name	Ticker	Stock Name	Percentage
Wellington Mgmt. Funds (IE) Plc - Dura..	IFC-CA	Intact Financial Corpa..	6.75%
Castle Focus Fund	AEM-CA	Agnico Eagle Mines Li..	5.33%
Flossbach von Storch - Global Quality	CSU-CA	Constellation Softwar..	5.28%
Holberg Global	ATD-CA	Alimentation Couche..	5.11%
Waverton Inv. Fds. Plc - Global Equity ..	CP-CA	Canadian Pacific Rail..	4.98%
Liontrust Global Income Fund	CSU-CA	Constellation Softwar..	4.91%
Longleaf Partners Global Fund	FFH-CA	Fairfax Financial Hold..	4.61%
Skagen Global	CP-CA	Canadian Pacific Rail..	4.61%
M&G Investment Funds (1) OEIC - Globa..	PSK-CA	PrairieSky Royalty Ltd	4.60%
MainFirst SICAV - Global Equities Fund	IVN-CA	Ivanhoe Mines Ltd. Cl..	4.55%
Quilter Investors Series I - Global Unca..	CSU-CA	Constellation Softwar..	4.38%
Castle Focus Fund	ENB-CA	Enbridge Inc.	4.23%
BL - Equities Dividend	CNR-CA	Canadian National Rai..	4.19%
Baillie Gifford Investment Funds ICVC - ..	SHOP-US	Shopify, Inc. Class A	4.14%
Harbor Global Leaders Fund	CSU-CA	Constellation Softwar..	4.13%



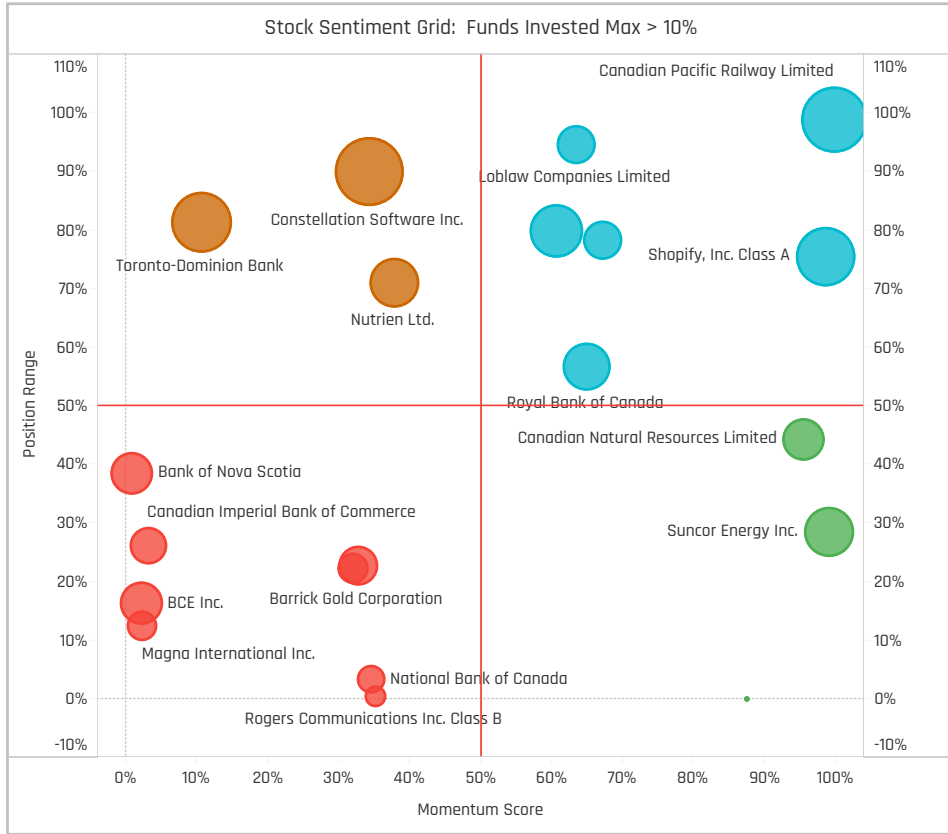
Top Stock Holdings, \$

Fund Name	Ticker	Stock Name	Value
American Funds Capital World Growth ..	CNQ-CA	Canadian Natural Resou..	\$1,433M
American Funds Capital World Growth ..	TD-CA	Toronto-Dominion Bank	\$775M
American Funds New Perspective Fund	CVE-CA	Cenovus Energy Inc.	\$710M
American Funds New Perspective Fund	CP-CA	Canadian Pacific Railwa..	\$671M
DWS Top Dividende	NTR-CA	Nutrien Ltd.	\$567M
First Eagle Global Fund	IMO-CA	Imperial Oil Limited	\$538M
DWS Top Dividende	TRP-CA	TC Energy Corporation	\$418M
DWS Top Dividende	AEM-CA	Agnico Eagle Mines Limi..	\$396M
DWS Top Dividende	BCE-CA	BCE Inc.	\$376M
First Eagle Global Fund	POW-CA	Power Corporation of Ca..	\$354M
Morgan Stanley Inv. Fds. - Global Opp..	SHOP-US	Shopify, Inc. Class A	\$347M
American Funds New Perspective Fund	QSR-CA	Restaurant Brands Inter..	\$344M
American Funds Capital World Growth ..	QSR-CA	Restaurant Brands Inter..	\$331M
First Eagle Global Fund	ABX-CA	Barrick Gold Corporation	\$324M
First Eagle Global Fund	WPM-CA	Wheaton Precious Metal..	\$324M

Largest Changes in Fund Weight, %

Fund Name	New or C..	Change
Frontier MFG Global Plus Fund	New	3.09%
Baring Global Umbrella Fund - Gl..		2.95%
Baillie Gifford Investment Funds..		2.85%
S&W Aubrey Capital Mgmt. Inv..	New	2.61%
Alger Global Focus Fund	New	2.42%
Franklin Mutual Ser. Fds. - Beac..	New	2.07%
Waverton Inv. Fds. Plc - Global ..		1.96%
Artisan Global Equity Fund		-1.66%
JPMorgan Investment Funds - G..		-1.90%
Voya Global High Dividend Low ..		-2.09%
Castle Focus Fund		-2.40%
SEI Institutional Managed Trust ..		-2.44%
DWS Concept DJE Globale Aktien		-2.97%
Russell Inv. Co. Plc - Acadian Gl..		-4.07%

Ave Wgt Δ	Funds Invested Δ	Fund Flows, \$	Av Wgt vs ACWI Δ	Funds O/W % Δ
0.04%	3.93%	\$1,122M	0.12%	0.00%



Aggregate Stock Holdings Changes

Ticker	Stock Name	Funds Invested % Δ	Average Weight Δ	Fund Flows, \$
CP-CA	Canadian Pacific Railway Limit..	2.53%	0.02%	\$309M
BAM-CA	Brookfield Asset Management ..	1.69%	0.01%	\$56M
DOL-CA	Dollarama Inc.	1.40%	-0.01%	\$69M
NPI-CA	Northland Power Inc.	1.12%	0.00%	\$8M
MERC-US	Mercer International Inc.	1.12%	0.00%	\$4M
LULU-US	Lululemon Athletica Inc	1.12%	0.01%	(\$4M)
NTR-CA	Nutrien Ltd.	0.84%	-0.02%	(\$49M)
CSU-CA	Constellation Software Inc.	-1.12%	0.00%	(\$22M)
BNS-CA	Bank of Nova Scotia	-1.40%	-0.01%	(\$39M)
MG-CA	Magna International Inc.	-1.40%	0.00%	(\$7M)
GIL-CA	Gildan Activewear Inc.	-1.40%	0.00%	(\$9M)
CIX-CA	CI Financial Corp.	-1.69%	0.00%	(\$5M)
WFG-CA	West Fraser Timber Co. Ltd.	-1.97%	0.00%	(\$11M)
FNV-CA	Franco-Nevada Corporation	-1.97%	-0.01%	(\$41M)

Largest Fund Flows, \$

Fund Name	New or Cl..	Flow
American Funds New Perspecti..		\$577M
DWS Top Dividende		\$176M
First Eagle Global Fund		\$142M
Franklin Mutual Ser. Fds. - Glob..	New	\$136M
Baillie Gifford Investment Fund..		\$107M
UniGlobal	New	\$84M
Franklin Mutual Ser. Fds. - Beac..	New	\$64M
Fidelity Series Intrinsic Opportu..		(\$31M)
St. James's Place Unit Trust - G..		(\$32M)
PGIM Jennison Global Opportun..		(\$33M)
Russell Inv. Co. Plc - Acadian Gl..		(\$43M)
SEB Global Aktiefond		(\$46M)
Vanguard Global Equity Fund		(\$116M)
St. James's Place International..		(\$150M)

Largest Fund Level Changes in Stock Weight, %

Fund Name	Stock Name	New ..	Change
Baillie Gifford Investment Funds IC..	Shopify, Inc. Class A		3.13%
S&W Aubrey Capital Mgmt. Inv. F..	Descartes Systems Gr..	New	2.61%
Frontier MFG Global Plus Fund	Brookfield Corporation	New	2.45%
Alger Global Focus Fund	Lululemon Athletica Inc	New	2.42%
Franklin Mutual Ser. Fds. - Beacon ..	Suncor Energy Inc.	New	2.07%
Waverton Inv. Fds. Plc - Global Eq..	Canadian Pacific Railway..		1.96%
William Blair Global Leaders Fund	Canadian Pacific Railway..	New	1.92%
SEB Fund 1 - Global Climate Oppor..	Boralex Inc. Class A	Close	-1.45%
JPMorgan Investment Funds - Glo..	Canadian National Rail..	Close	-1.53%
UniFavorit: Aktien	Nutrien Ltd.	Close	-1.58%
Castle Focus Fund	Enbridge Inc.		-1.67%
AIM Fds. Grp. (IFG) - Invesco Glob..	Constellation Software I..	Close	-1.86%
Halberg Global	Brookfield Corporation		-2.04%
DWS Concept DJE Globale Aktien	Nutrien Ltd.	Close	-2.57%

Sector Holding Changes: [Funds Invested Δ] / [Ave Wgt Δ] / Fund Flows, \$

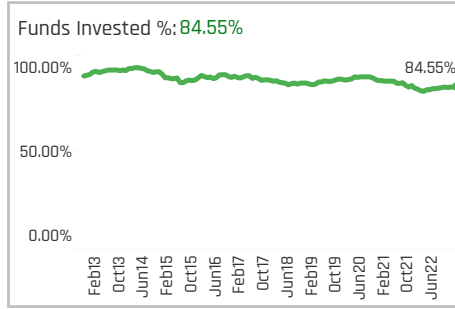
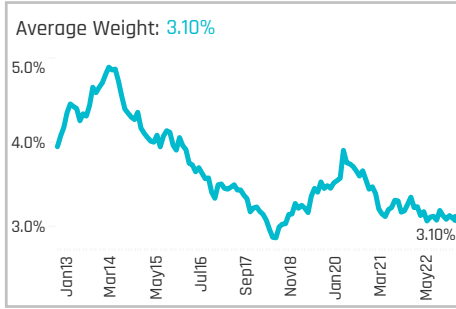
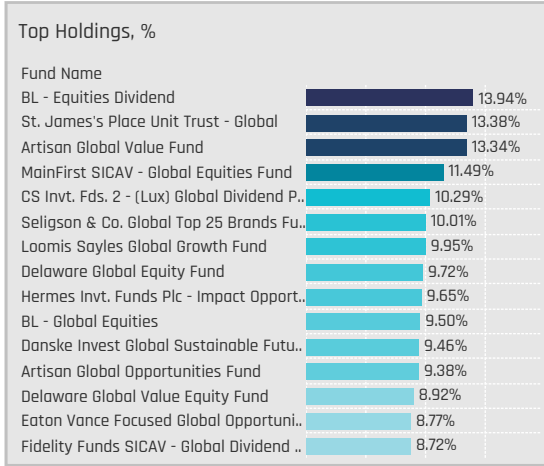
Sector	Weight Change	Flow
Energy	2.25%	\$695M
Industrials	1.40%	\$234M
Information Technology	1.12%	\$253M
Utilities	0.84%	\$17M
Consumer Discretionary	0.84%	\$107M
Real Estate	0.00%	(\$7M)
Multi	0.00%	
Materials	-0.56%	\$116M
Financials	-0.56%	(\$236M)
Consumer Staples	-0.84%	(\$1M)
Health Care	-1.12%	(\$45M)
Communication Services	-1.12%	(\$10M)

Largest Changes in Fund Sector Weight, %

Fund Name	New o..	Sector	Change
Baillie Gifford Investment Funds ICV..		Information Technology	3.13%
Frontier MFG Global Plus Fund	New	Financials	3.09%
S&W Aubrey Capital Mgmt. Inv. Fu..	New	Information Technology	2.61%
SEB Fund 1 - Global Climate Opportu..		Industrials	2.44%
Alger Global Focus Fund	New	Consumer Discretionary	2.42%
Franklin Mutual Ser. Fds. - Beacon F..	New	Energy	2.07%
Waverton Inv. Fds. Plc - Global Equi..		Industrials	1.96%
Russell Inv. Co. Plc - Acadian Global..		Utilities	-1.54%
SEB Fund 1 - Global Climate Opportu..		Utilities	-1.57%
UniFavorit: Aktien	Close	Materials	-1.58%
SEB Fund 1 - Global Fund		Financials	-1.52%
Castle Focus Fund		Energy	-1.67%
Russell Inv. Co. Plc - Acadian Global..		Consumer Staples	-2.50%
DWS Concept DJE Globale Aktien	Close	Materials	-2.57%

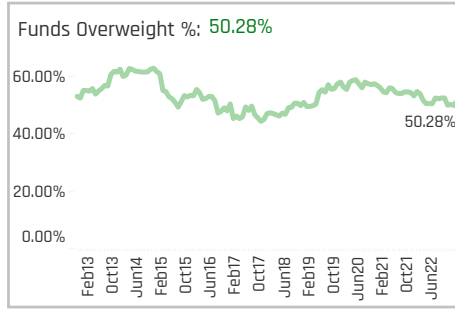
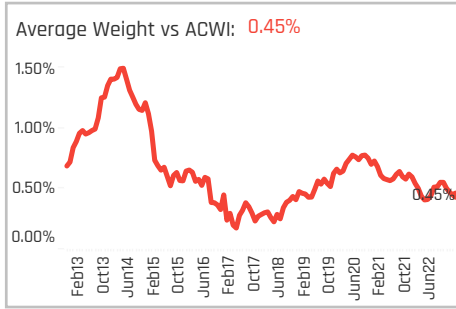
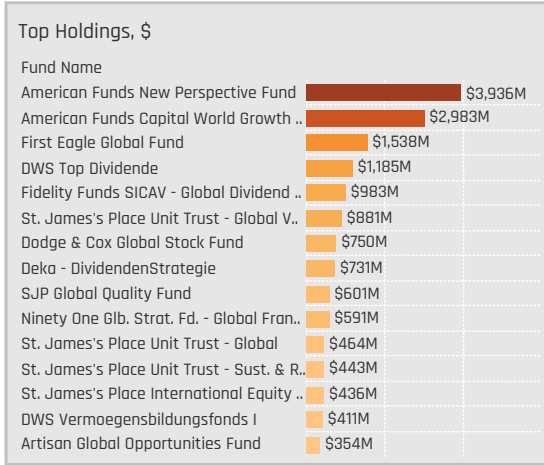
Largest Fund Level Stock Inflows/Outflows, \$

Fund Name	Stock Name	New..	Flow
American Funds New Perspective F..	Canadian Natural Resour..	New	\$243M
American Funds New Perspective F..	Genovus Energy Inc.		\$239M
American Funds Capital World Gro..	Shopify, Inc. Class A		\$164M
American Funds New Perspective F..	Canadian Pacific Railway..		\$144M
Franklin Mutual Ser. Fds. - Global Di..	Suncor Energy Inc.	New	\$136M
DWS Top Dividende	Agnico Eagle Mines Limit..		\$135M
First Eagle Global Fund	Barrick Gold Corporation		\$133M
American Funds Capital World Gro..	Barrick Gold Corporation		(\$79M)
American Funds Capital World Gro..	Toronto-Dominion Bank		(\$83M)
American Funds Capital World Gro..	Ritchie Bros. Auctioneers ..	Close	(\$104M)
American Funds New Perspective F..	Barrick Gold Corporation		(\$113M)
American Funds New Perspective F..	Brookfield Corporation		(\$119M)
UniFavorit: Aktien	Nutrien Ltd.	Close	(\$127M)
American Funds Capital World Gro..	Canadian Natural Resour..		(\$134M)



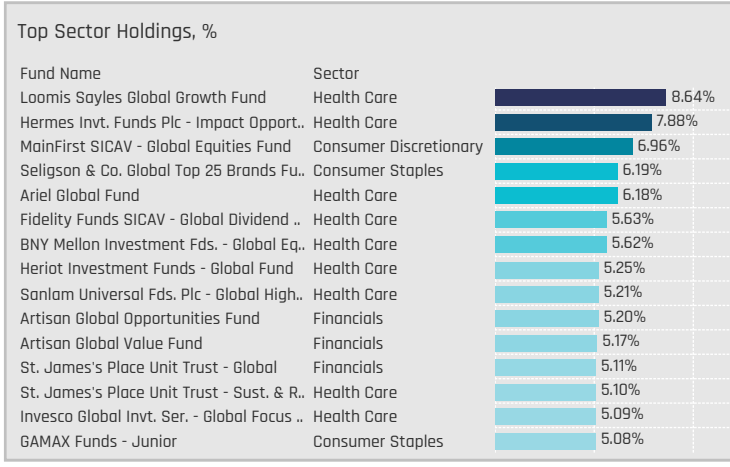
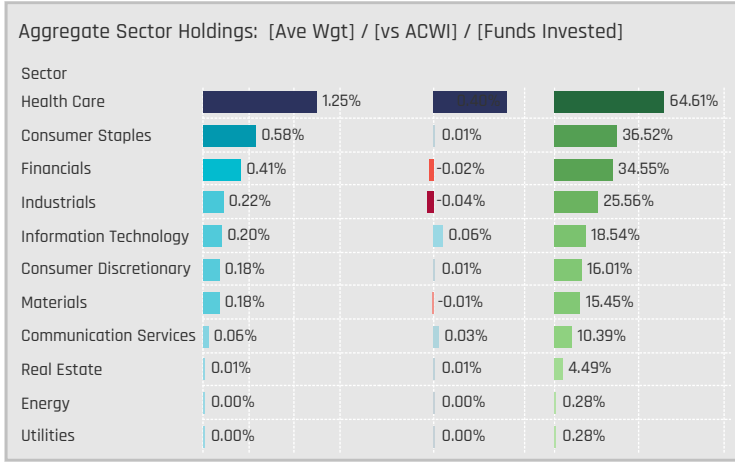
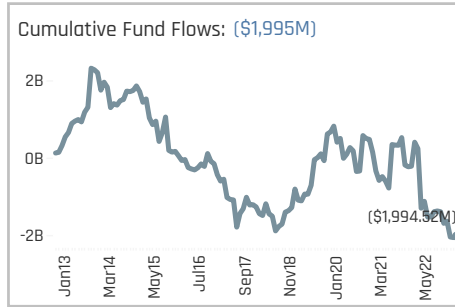
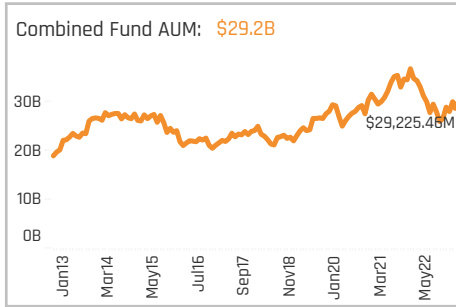
Aggregate Stock Holdings Data, Ranked by Most Widely Held.

Ticker	Stock Name	Funds Invested %	Average Weight	Vs Benchmark	Fund AUM, \$
ROG-CH	Roche Holding Ltd Dividend Ri..	40.45%	0.53%	0.18%	\$4,031M
NESN-CH	Nestle S.A.	34.55%	0.56%	0.02%	\$6,184M
NOVN-CH	Novartis AG	23.31%	0.33%	0.03%	\$3,054M
ZURN-CH	Zurich Insurance Group Ltd	13.76%	0.14%	0.02%	\$2,200M
UBSG-CH	UBS Group AG	13.20%	0.14%	0.00%	\$1,851M
LONN-CH	Lonza Group AG	13.20%	0.19%	0.11%	\$1,222M
CFR-CH	Compagnie Financiere Richem..	12.64%	0.14%	0.00%	\$2,459M
TEL-US	TE Connectivity Ltd.	10.67%	0.11%	0.03%	\$1,590M
SIKA-CH	Sika AG	10.67%	0.12%	0.05%	\$1,051M
SCMN-CH	Swisscom AG	10.39%	0.06%	0.03%	\$221M
PGHN-CH	Partners Group Holding AG	8.15%	0.07%	0.04%	\$403M
STM-FR	STMicroelectronics NV	7.87%	0.06%	0.00%	\$814M
ABBN-CH	ABB Ltd.	7.87%	0.08%	-0.04%	\$851M
SOON-CH	Sonova Holding AG	7.30%	0.04%	0.01%	\$150M
ALC-CH	Alcon, Inc.	7.30%	0.10%	0.04%	\$753M



Top Stock Holdings, %

Fund Name	Ticker	Stock Name	Weight (%)
Seligson & Co. Global Top 25 Brands Fu..	NESN-CH	Nestle S.A.	6.19%
Ariel Global Fund	ROG-CH	Roche Holding Ltd Divi..	5.77%
MainFirst SICAV - Global Equities Fund	CFR-CH	Compagnie Financiere..	5.77%
Artisan Global Opportunities Fund	UBSG-CH	UBS Group AG	5.20%
Artisan Global Value Fund	UBSG-CH	UBS Group AG	5.17%
St. James's Place Unit Trust - Global	UBSG-CH	UBS Group AG	5.11%
GAMAX Funds - Junior	NESN-CH	Nestle S.A.	5.08%
Davis Global Fund	BAER-CH	Julius Baer Gruppe AG	5.02%
BL - Equities Dividend	NESN-CH	Nestle S.A.	5.00%
Ninety One Glb. Strat. Fd. - Global Quali..	NESN-CH	Nestle S.A.	4.89%
Loomis Sayles Global Growth Fund	NOVN-CH	Novartis AG	4.75%
AIM Fds. Grp. (IFG) - Invesco Global Car..	TEMN-CH	Temenos AG	4.70%
RBC Global Opportunities Fund	ROG-CH	Roche Holding Ltd Divi..	4.69%
St. James's Place Unit Trust - Global	NOVN-CH	Novartis AG	4.61%
Artisan Global Value Fund	NOVN-CH	Novartis AG	4.56%



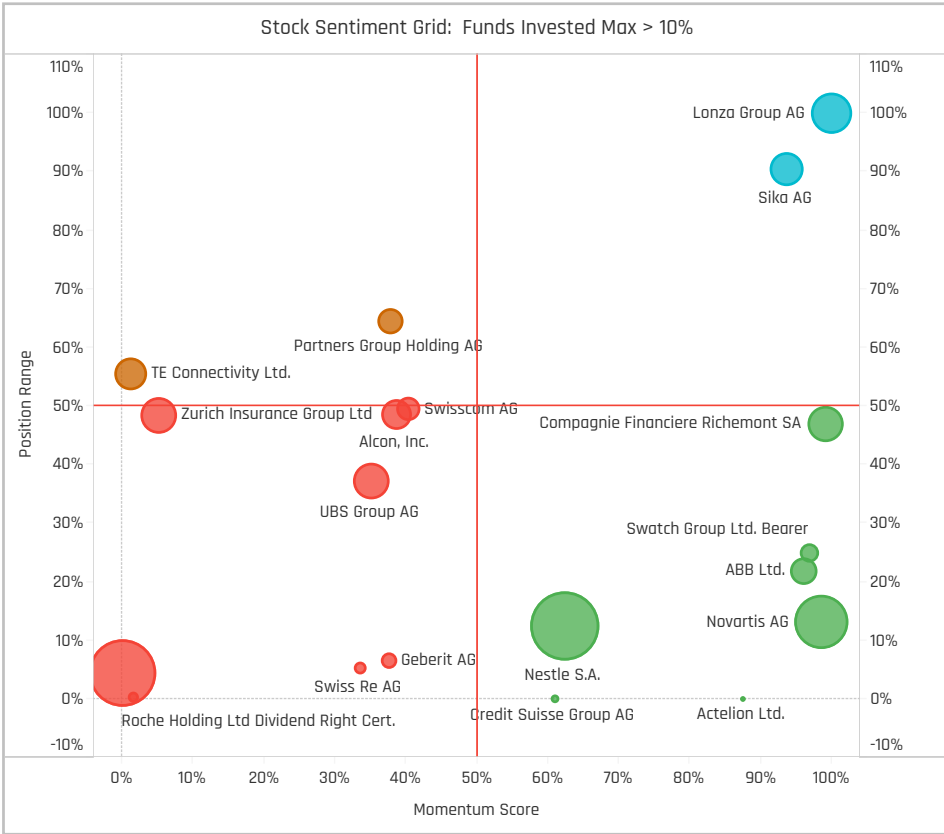
Top Stock Holdings, \$

Fund Name	Ticker	Stock Name	Value (\$)
American Funds New Perspective Fund	NESN-CH	Nestle S.A.	\$1,452M
American Funds Capital World Growth ..	ZURN-CH	Zurich Insurance Group L..	\$1,150M
First Eagle Global Fund	CFR-CH	Compagnie Financiere Ri..	\$770M
American Funds Capital World Growth ..	NESN-CH	Nestle S.A.	\$739M
American Funds New Perspective Fund	TEL-US	TE Connectivity Ltd.	\$599M
American Funds New Perspective Fund	STM-FR	STMicroelectronics NV	\$533M
American Funds Capital World Growth ..	NOVN-CH	Novartis AG	\$482M
American Funds New Perspective Fund	SIKA-CH	Sika AG	\$469M
DWS Top Dividende	NESN-CH	Nestle S.A.	\$408M
First Eagle Global Fund	SCHP-CH	Schindler Holding AG Pref	\$406M
DWS Top Dividende	NOVN-CH	Novartis AG	\$364M
American Funds Capital World Growth ..	CFR-CH	Compagnie Financiere Ri..	\$363M
First Eagle Global Fund	NESN-CH	Nestle S.A.	\$349M
Fidelity Funds SICAV - Global Dividend ..	ZURN-CH	Zurich Insurance Group L..	\$349M
American Funds New Perspective Fund	ABBN-CH	ABB Ltd.	\$340M

Largest Changes in Fund Weight, %

Fund Name	New or C..	Change
Fonditalia - Equity Global High D..		3.83%
FTIF SICAV - Franklin Global Gro..		3.16%
Wasatch Global Value Fund	New	3.15%
Harbor Global Leaders Fund		3.05%
Mundoval Fund		2.51%
Touchstone Strategic Trust - No..		2.35%
Liontrust Sustainable Future IC..		2.31%
Templeton Growth Fund Inc.		-1.75%
Franklin Mutual Ser. Fds. - Ques..		-2.02%
Virtus NFJ Global Sustainability ..	Close	-2.22%
Brown Advisory Funds Plc - Glob..		-2.25%
Russell Inv. Co. Plc - Acadian Su..		-2.95%
Russell Inv. Co. Plc - Acadian Gl..		-3.46%
PGIM Jennison Global Opportuni..		-4.62%

Ave Wgt Δ	Funds Invested Δ	Fund Flows, \$	Av Wgt vs ACWI Δ	Funds O/W % Δ
0.02%	0.84%	(\$650M)	-0.07%	-1.97%



Aggregate Stock Holdings Changes

Ticker	Stock Name	Funds Invested % Δ	Average Weight Δ	Fund Flows, \$
LONN-CH	Lonza Group AG	2.25%	0.06%	\$270M
CFR-CH	Compagnie Financiere Richem..	1.12%	0.03%	(\$314M)
ACLN-CH	Accelleron Industries AG	0.84%	0.00%	\$36M
NREN-CH	Novavest Real Estate AG	0.56%	0.00%	\$0M
LAND-CH	Landis+Gyr Group AG	0.56%	0.00%	\$1M
IMPN-CH	Implenia AG	0.56%	0.00%	\$1M
BCVN-CH	Banque Cantonale Vaudoise	0.56%	0.00%	\$4M
STM-FR	STMicroelectronics NV	-0.84%	0.01%	(\$209M)
ZURN-CH	Zurich Insurance Group Ltd	-1.12%	0.00%	(\$77M)
ALLN-CH	Allreal Holding AG	-1.12%	0.00%	(\$3M)
SLHN-CH	Swiss Life Holding AG	-1.40%	0.00%	(\$11M)
UBSG-CH	UBS Group AG	-1.40%	0.04%	\$110M
ADEN-CH	Adecco Group AG	-1.69%	0.00%	\$6M
ROG-CH	Roche Holding Ltd Dividend Ri..	-2.81%	-0.14%	(\$264M)

Largest Fund Flows, \$

Fund Name	New or Cl..	Flow
St. James's Place Unit Trust - S..		\$145M
American Funds New Economy ..		\$122M
Swedbank Robur Kapitalinvest		\$85M
DWS Top Dividende		\$79M
Handelsbanken Global Tema		\$60M
Guinness Asset Mgmt. Fund Plc..		\$60M
Vanguard Global Equity Fund		\$53M
Brown Advisory Funds Plc - Glo..		(\$52M)
FTIF SICAV - Growth (Euro) Fund		(\$115M)
Swedbank Robur Allemansfond..		(\$119M)
Templeton Growth Fund Inc.		(\$124M)
PGIM Jennison Global Opportun..		(\$243M)
American Funds New Perspecti..		(\$252M)
American Funds Capital World ..		(\$329M)

Largest Fund Level Changes in Stock Weight, %

Fund Name	Stock Name	New ..	Change
FTIF SICAV - Franklin Global Growt..	Sika AG	New	3.29%
Wasatch Global Value Fund	Novartis AG	New	3.15%
Mundoval Fund	Nestle S.A.	New	2.78%
Touchstone Strategic Trust - Non-..	ABB Ltd.	New	2.55%
BNY Mellon Worldwide Growth Fun..	Nestle S.A.	New	2.46%
FP WHEB Asset Mgmt. Fds. - Susta..	Lonza Group AG	New	2.42%
Harbor Global Leaders Fund	Sika AG	New	2.32%
Templeton Growth Fund Inc.	Roche Holding Ltd Divide..	Close	-1.80%
PGIM Jennison Global Opportuniti..	Givaudan SA	Close	-1.89%
FTIF SICAV - Growth (Euro) Fund	Roche Holding Ltd Divide..	Close	-2.01%
Russell Inv. Co. Plc - Acadian Glob..	Roche Holding Ltd Divide..	Close	-2.13%
FP WHEB Asset Mgmt. Fds. - Susta..	Sonova Holding AG	Close	-2.19%
Virtus NFJ Global Sustainability Fu..	Roche Holding Ltd Divide..	Close	-2.22%
SEB Aktiesparfond	Roche Holding Ltd Divide..	Close	-3.16%

Sector Holding Changes: [Funds Invested Δ] / [Ave Wgt Δ] / Fund Flows, \$

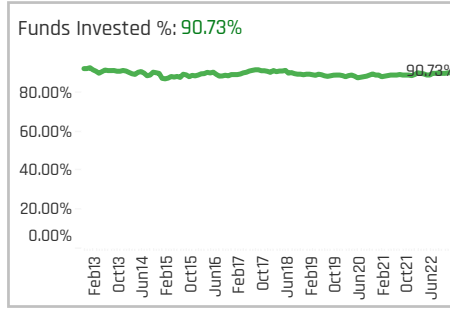
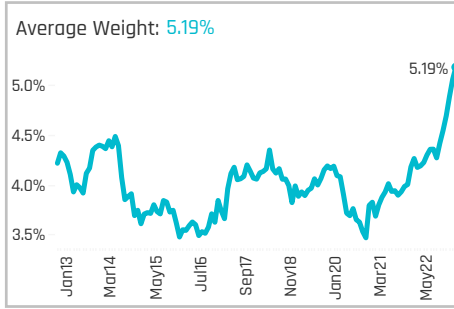
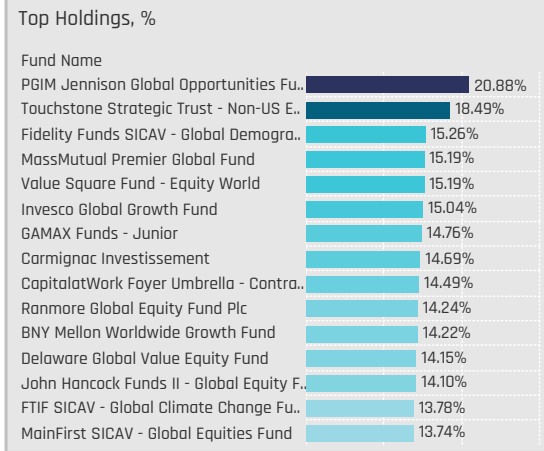
Sector	Change	Flow
Consumer Discretionary	1.40%	(\$357M)
Financials	0.28%	\$70M
Consumer Staples	0.28%	(\$102M)
Communication Services	-0.28%	(\$22M)
Energy	-0.28%	\$0M
Industrials	-0.28%	\$22M
Utilities	-0.84%	(\$2M)
Real Estate	-0.84%	\$1M
Materials	-1.12%	(\$107M)
Information Technology	-1.12%	(\$125M)
Health Care	-1.12%	(\$28M)

Largest Changes in Fund Sector Weight, %

Fund Name	New o..	Sector	Change
FTIF SICAV - Franklin Global Growth ..	New	Materials	3.29%
Wasatch Global Value Fund	New	Health Care	3.15%
Mundoval Fund	New	Consumer Staples	2.78%
Touchstone Strategic Trust - Non-U..	New	Industrials	2.55%
BNY Mellon Worldwide Growth Fund	New	Consumer Staples	2.46%
Fonditalia - Equity Global High Divid..		Health Care	2.39%
Harbor Global Leaders Fund	New	Materials	2.32%
Templeton Growth Fund Inc.	Close	Health Care	-1.80%
Russell Inv. Co. Plc - Acadian Sustai..		Health Care	-1.88%
PGIM Jennison Global Opportunities..	Close	Materials	-1.89%
FTIF SICAV - Growth (Euro) Fund	Close	Health Care	-2.01%
Virtus NFJ Global Sustainability Fund	Close	Health Care	-2.22%
PGIM Jennison Global Opportunities..		Health Care	-2.33%
Russell Inv. Co. Plc - Acadian Global..		Health Care	-2.83%

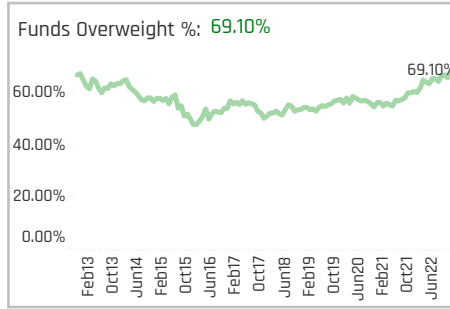
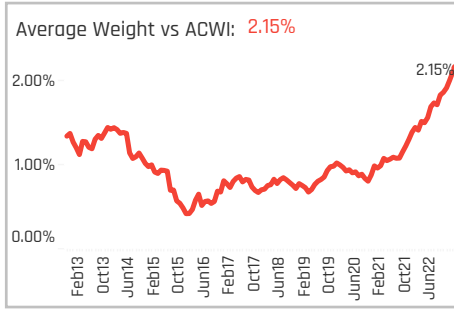
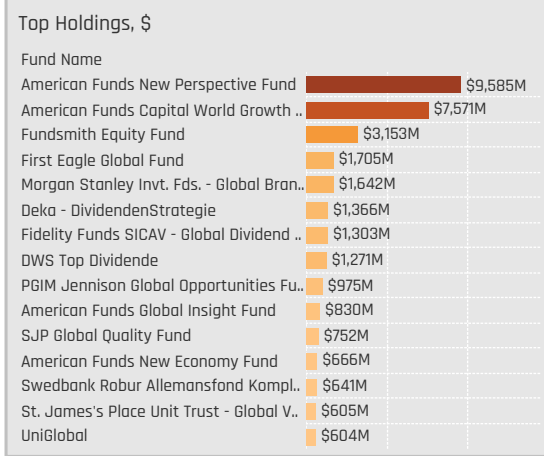
Largest Fund Level Stock Inflows/Outflows, \$

Fund Name	Stock Name	New..	Flow
American Funds New Perspective F..	Nestle S.A.		\$83M
DWS Top Dividende	Roche Holding Ltd Divide..		\$79M
American Funds New Perspective F..	CRISPR Therapeutics AG		\$61M
St. James's Place Unit Trust - Sust..	Partners Group Holding A..	New	\$52M
UniGlobal	Roche Holding Ltd Divide..	New	\$52M
Swedbank Robur Kapitalinvest	Lonza Group AG	New	\$50M
St. James's Place Unit Trust - Sust..	Alcon, Inc.		\$49M
American Funds Capital World Gro..	Nestle S.A.		(\$95M)
American Funds New Perspective F..	Novartis AG	Close	(\$105M)
Templeton Growth Fund Inc.	Roche Holding Ltd Divide..	Close	(\$127M)
American Funds New Perspective F..	Compagnie Financiere Ri..		(\$132M)
FTIF SICAV - Growth (Euro) Fund	Roche Holding Ltd Divide..	Close	(\$135M)
American Funds Capital World Gro..	Novartis AG		(\$140M)
American Funds New Perspective F..	STMicroelectronics NV		(\$197M)



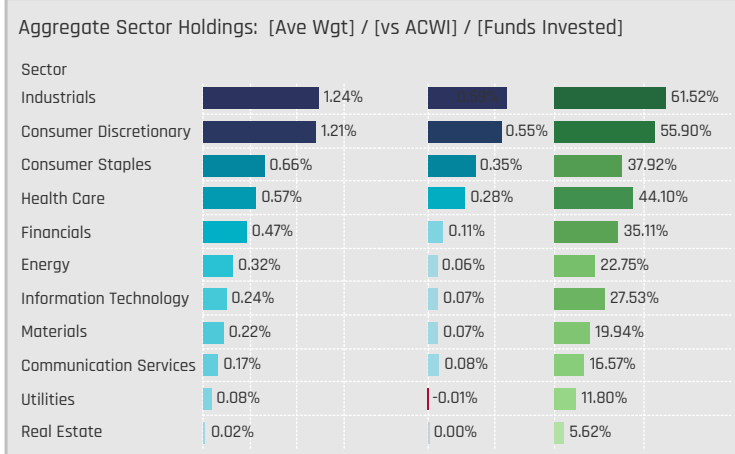
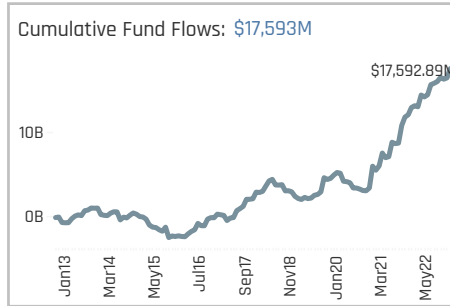
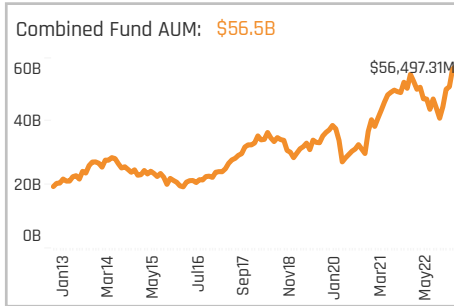
Aggregate Stock Holdings Data, Ranked by Most Widely Held.

Ticker	Stock Name	Funds Invested %	Average Weight	Vs Benchmark	Fund AUM, \$
MC-FR	LVMH Moet Hennessy Louis V..	34.27%	0.68%	0.29%	\$8,805M
SAN-FR	Sanofi	26.69%	0.29%	0.11%	\$2,872M
SU-FR	Schneider Electric SE	26.12%	0.43%	0.28%	\$3,195M
OR-FR	L'oreal S.A.	23.31%	0.39%	0.22%	\$3,754M
TTE-FR	TotalEnergies SE	22.19%	0.32%	0.06%	\$3,737M
BNP-FR	BNP Paribas S.A. Class A	18.26%	0.19%	0.05%	\$1,819M
EL-FR	EssilorLuxottica SA	16.29%	0.21%	0.12%	\$2,121M
CS-FR	AXA SA	16.01%	0.16%	0.06%	\$1,718M
AI-FR	Air Liquide SA	16.01%	0.18%	0.04%	\$1,048M
CAP-FR	Cappemini SE	12.36%	0.11%	0.06%	\$1,685M
RI-FR	Pernod Ricard SA	11.52%	0.10%	0.02%	\$1,521M
BN-FR	Danone SA	11.52%	0.15%	0.09%	\$2,383M
AIR-FR	Airbus SE	11.52%	0.16%	0.02%	\$3,772M
DG-FR	VINCI SA	10.96%	0.12%	0.02%	\$1,625M
RMS-FR	Hermes International SCA	9.83%	0.14%	0.04%	\$2,045M



Top Stock Holdings, %

Fund Name	Ticker	Stock Name	Weight (%)
Mundoval Fund	LVMUY-US	LVMH Moet Hennessy ..	7.12%
GuardCap UCITS Funds Plc - Global Equ..	EL-FR	EssilorLuxottica SA	7.07%
Invesco Global Inv. Ser. - Global Equity..	VRLA-FR	Verallia SAS	7.06%
Invesco Global Inv. Ser. - Global Focus ..	RMS-FR	Hermes International ..	6.52%
PGIM Jennison Global Opportunities Fu..	RMS-FR	Hermes International ..	6.53%
Invesco Global Growth Fund	MC-FR	LVMH Moet Hennessy ..	6.43%
MassMutual Premier Global Fund	MC-FR	LVMH Moet Hennessy ..	6.41%
PGIM Jennison Global Opportunities Fu..	MC-FR	LVMH Moet Hennessy ..	6.37%
Touchstone Strategic Trust - Non-US E..	TTE-FR	TotalEnergies SE	6.09%
Thornburg Global Opportunities Fund	TTE-FR	TotalEnergies SE	5.86%
Fundsmith Equity Fund	OR-FR	L'oreal S.A.	5.80%
First Sentier Investors ICVC - Stewart I..	BIM-FR	bioMerieux SA	5.57%
Schoellerbank Aktienfonds Value	SU-FR	Schneider Electric SE	5.45%
GAMCO Global Growth Fund	MC-FR	LVMH Moet Hennessy ..	5.35%
BNY Mellon Worldwide Growth Fund	MC-FR	LVMH Moet Hennessy ..	5.15%



Top Sector Holdings, %

Fund Name	Sector	Weight (%)
PGIM Jennison Global Opportunities Fu..	Consumer Discretionary	12.90%
GAMCO Global Growth Fund	Consumer Discretionary	9.20%
MassMutual Premier Global Fund	Consumer Discretionary	8.95%
Invesco Global Growth Fund	Consumer Discretionary	8.89%
BL - Equities Dividend	Consumer Discretionary	8.44%
FTIF SICAV - Global Climate Change Fu..	Industrials	8.29%
PGIM Jennison Global Opportunities Fu..	Consumer Staples	7.99%
CapitalatWork Foyer Umbrella - Contra..	Industrials	7.85%
Baillie Gifford Investment Funds ICVC - ..	Consumer Discretionary	7.85%
Mundoval Fund	Consumer Discretionary	7.12%
GuardCap UCITS Funds Plc - Global Equ..	Health Care	7.07%
Invesco Global Inv. Ser. - Global Equity..	Materials	7.06%
Seligson & Co. Global Top 25 Brands Fu..	Consumer Staples	6.91%
Touchstone Strategic Trust - Non-US E..	Industrials	6.78%
BNY Mellon Worldwide Growth Fund	Consumer Discretionary	6.63%

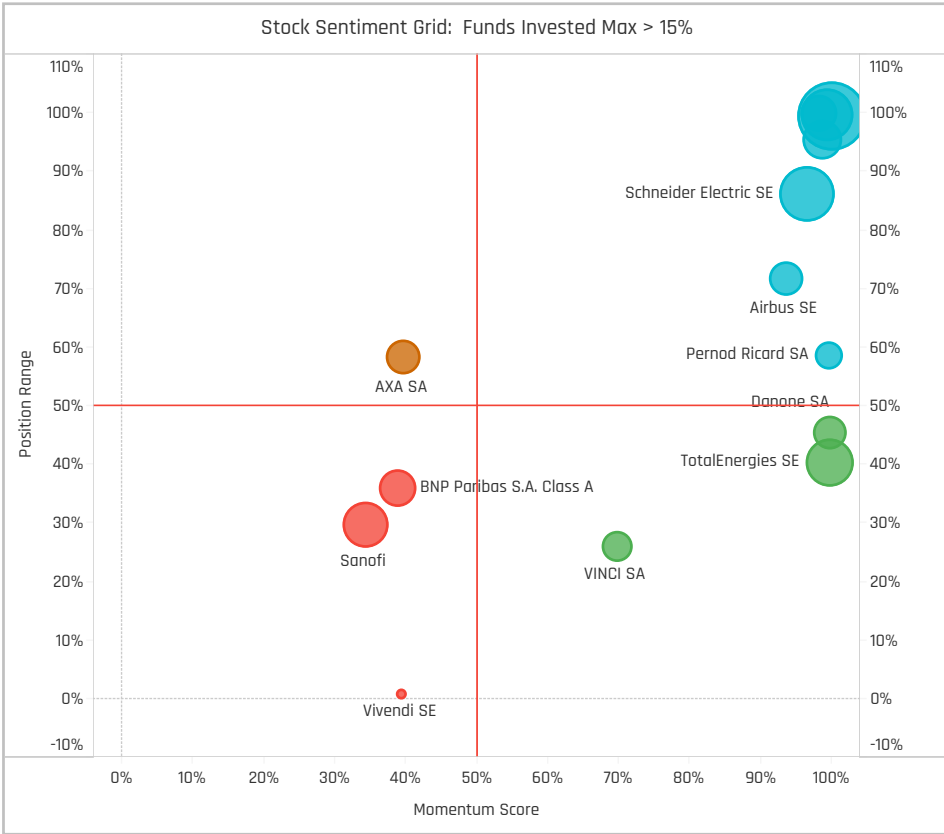
Top Stock Holdings, \$

Fund Name	Ticker	Stock Name	Value (\$)
American Funds Capital World Growth ..	MC-FR	LVMH Moet Hennessy La..	\$2,009M
Fundsmith Equity Fund	OR-FR	L'oreal S.A.	\$1,700M
Fundsmith Equity Fund	MC-FR	LVMH Moet Hennessy La..	\$1,453M
American Funds New Perspective Fund	MC-FR	LVMH Moet Hennessy La..	\$1,424M
American Funds Capital World Growth ..	AIR-FR	Airbus SE	\$1,291M
American Funds New Perspective Fund	AIR-FR	Airbus SE	\$896M
American Funds New Perspective Fund	TTE-FR	TotalEnergies SE	\$776M
American Funds New Perspective Fund	RMS-FR	Hermes International SC..	\$736M
American Funds New Perspective Fund	SAF-FR	Safran S.A.	\$704M
Morgan Stanley Inv. Fds. - Global Bran..	MC-FR	LVMH Moet Hennessy La..	\$687M
American Funds Capital World Growth ..	SAF-FR	Safran S.A.	\$668M
American Funds Capital World Growth ..	TTE-FR	TotalEnergies SE	\$654M
American Funds New Perspective Fund	EL-FR	EssilorLuxottica SA	\$647M
American Funds New Perspective Fund	KER-FR	Kering SA	\$590M
First Eagle Global Fund	BN-FR	Danone SA	\$577M

Largest Changes in Fund Weight, %

Fund Name	New or C..	Change
Touchstone Strategic Trust - No..		
Thornburg Global Opportunities ..		4.98%
Pax Global Environmental Marke..		4.84%
Virtus Vontobel Global Opportun..		4.78%
Janus Henderson Global Equity .. New	New	4.61%
Vontobel Fund - Global Equity		4.43%
Aviva Investors SICAV - Global E.. New	New	3.83%
Ninety One Glb. Strat. Fd. - Glob.. Close	Close	-2.19%
UniGlobal		-2.42%
Harbor Global Leaders Fund	Close	-2.73%
UniGlobal II		-2.79%
UniNachhaltig Aktien Global		-2.80%
Artemis Global Income Fund		-3.00%
Franklin Mutual Ser. Fds. - Globa..		-3.08%

Ave Wgt Δ	Funds Invested Δ	Fund Flows, \$	Av Wgt vs ACWI Δ	Funds O/W % Δ
0.91%	0.56%	\$1,567M	0.43%	5.06%



Aggregate Stock Holdings Changes

Ticker	Stock Name	Funds Invested % Δ	Average Weight Δ	Fund Flows, \$
MC-FR	LVMH Moet Hennessy Louis Vu..	2.25%	0.15%	\$315M
ENGI-FR	ENGIE SA.	1.97%	0.01%	\$62M
DSY-FR	Dassault Systemes SA	1.69%	0.01%	\$101M
BN-FR	Danone SA	1.69%	0.02%	\$112M
RI-FR	Pernod Ricard SA	1.40%	0.01%	\$51M
TTE-FR	TotalEnergies SE	1.12%	0.05%	\$573M
RNO-FR	Renault SA	1.12%	0.01%	\$12M
ORA-FR	Orange SA	-1.12%	0.01%	(\$7M)
MMT-FR	Metropole Television SA	-1.12%	0.00%	\$1M
LR-FR	Legrand SA	-1.12%	0.01%	\$199M
GLE-FR	Societe Generale S.A. Class A	-1.12%	0.00%	(\$3M)
SAN-FR	Sanofi	-1.12%	0.03%	(\$216M)
EAPI-FR	Euroapi SA	-1.97%	0.00%	(\$3M)
KER-FR	Kering SA	-1.97%	0.01%	(\$300M)

Largest Fund Flows, \$

Fund Name	New or Cl..	Flow
American Funds New Perspecti..		\$918M
Deka - DividendenStrategie		\$259M
FTIF SICAV - Growth (Euro) Fund		\$220M
Templeton Growth Fund Inc.		\$210M
Morgan Stanley Invst. Fds. - Glo..		\$187M
UniFavorit: Aktien		\$164M
American Funds New Economy ..		\$160M
First Eagle Global Fund		(\$59M)
T Rowe Price Global Stock Fund		(\$63M)
JPMorgan Funds - Global Focus..		(\$80M)
UniNachhaltig Aktien Global		(\$99M)
PGIM Jennison Global Opportun..		(\$192M)
Franklin Mutual Ser. Fds. - Glob..		(\$299M)
UniGlobal		(\$351M)

Largest Fund Level Changes in Stock Weight, %

Fund Name	Stock Name	New ..	Change
Thornburg Global Opportunities Fu..	BNP Paribas S.A. Class A		4.82%
Touchstone Strategic Trust - Non-..	TotalEnergies SE		4.03%
Aviva Investors SICAV - Global Equi..	Teleperformance SA	New	3.83%
S&W Aubrey Capital Mgmt. Invst. F..	LVMH Moet Hennessy Lo..	New	3.05%
American Century Focused Global ..	AXA SA	New	3.03%
Janus Henderson Global Equity Fu..	BNP Paribas S.A. Class A	New	2.40%
SEB Aktiesparfond	Schneider Electric SE	New	2.33%
Virtus SGA Global Growth Fund	Dassault Systemes SA		-1.53%
Sarasin Funds ICVC - Thematic Glo..	EssilorLuxottica SA		-1.55%
Calamos Global Equity Fund	Thales SA	Close	-1.57%
Franklin Mutual Ser. Fds. - Global ..	BNP Paribas S.A. Class A	Close	-2.10%
Skagen Focus	Ubisoft Entertainment SA		-2.15%
Ninety One Glb. Strat. Fd. - Global ..	VINCI SA	Close	-2.19%
Harbor Global Leaders Fund	Safran S.A.	Close	-2.73%

Sector Holding Changes: [Funds Invested Δ] / [Ave Wgt Δ] / Fund Flows, \$

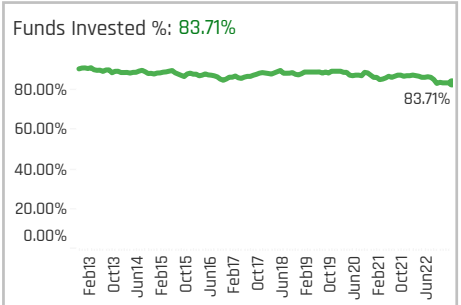
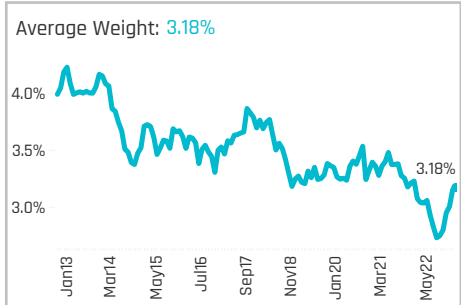
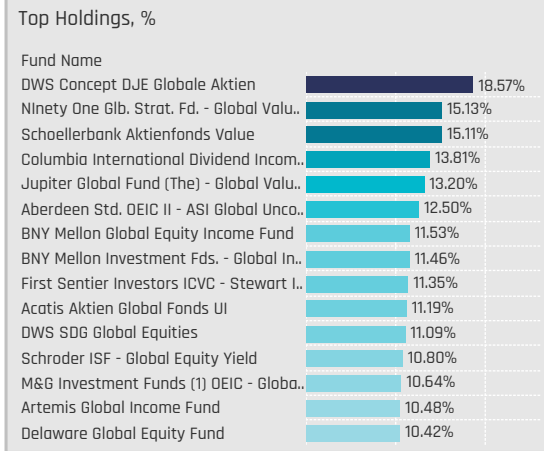
Sector	Weight Change	Flow
Consumer Staples	3.37%	\$74M
Consumer Discretionary	1.97%	\$166M
Utilities	1.69%	\$41M
Energy	1.40%	\$573M
Health Care	0.28%	(\$186M)
Real Estate	0.00%	\$7M
Financials	0.00%	(\$39M)
Industrials	-0.28%	\$357M
Materials	-0.84%	(\$163M)
Communication Services	-0.84%	\$186M
Information Technology	-1.12%	\$551M

Largest Changes in Fund Sector Weight, %

Fund Name	New o..	Sector	Change
Thornburg Global Opportunities Fund		Financials	4.82%
Touchstone Strategic Trust - Non-U..		Energy	4.03%
Aviva Investors SICAV - Global Equit.. New	New	Industrials	3.83%
Touchstone Strategic Trust - Non-U..		Industrials	3.71%
PGIM Jennison Global Opportunities..		Consumer Discretionary	3.19%
S&W Aubrey Capital Mgmt. Invst. Fu.. New	New	Consumer Discretionary	3.05%
American Century Focused Global G.. New	New	Financials	3.03%
PGIM Jennison Global Opportunities..		Consumer Staples	-1.56%
UniNachhaltig Aktien Global	Close	Consumer Discretionary	-1.94%
Columbia Select Global Equity Fund		Consumer Staples	-1.97%
Franklin Mutual Ser. Fds. - Global Di.. Close	Close	Financials	-2.10%
Skagen Focus		Information Technology	-2.15%
Ninety One Glb. Strat. Fd. - Global D.. Close	Close	Industrials	-2.19%
Harbor Global Leaders Fund	Close	Industrials	-2.73%

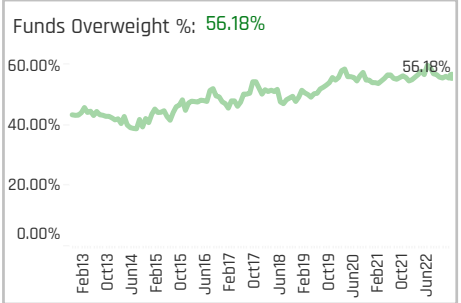
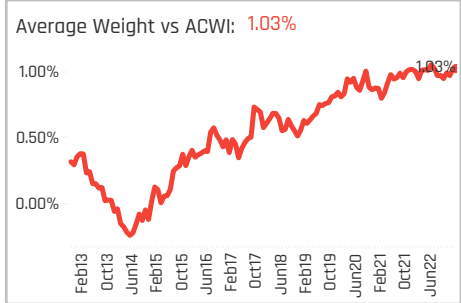
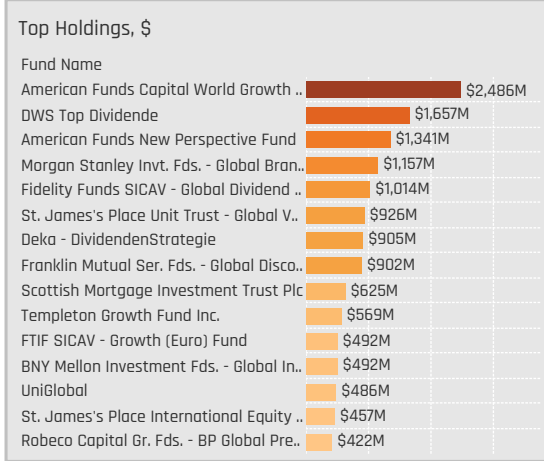
Largest Fund Level Stock Inflows/Outflows, \$

Fund Name	Stock Name	New..	Flow
American Funds New Perspective F..	TotalEnergies SE		\$459M
American Funds Capital World Gro..	Capgemini SE		\$248M
American Funds Capital World Gro..	Publicis Groupe SA		\$173M
American Funds Capital World Gro..	Legrand SA	New	\$137M
American Funds New Perspective F..	EssilorLuxottica SA		\$127M
Templeton Growth Fund Inc.	Thales SA	New	\$112M
Old Westbury Large Cap Strategies..	LVMH Moet Hennessy Lo..		\$109M
American Funds Capital World Gro..	Air Liquide SA		(\$93M)
American Funds Capital World Gro..	Eiffage SA	Close	(\$120M)
Franklin Mutual Ser. Fds. - Global Di..	Alstom SA	Close	(\$123M)
UniGlobal	VINCI SA	Close	(\$132M)
American Funds Capital World Gro..	VINCI SA		(\$142M)
Franklin Mutual Ser. Fds. - Global Di..	BNP Paribas S.A. Class A	Close	(\$176M)
American Funds Capital World Gro..	Sanofi	Close	(\$311M)



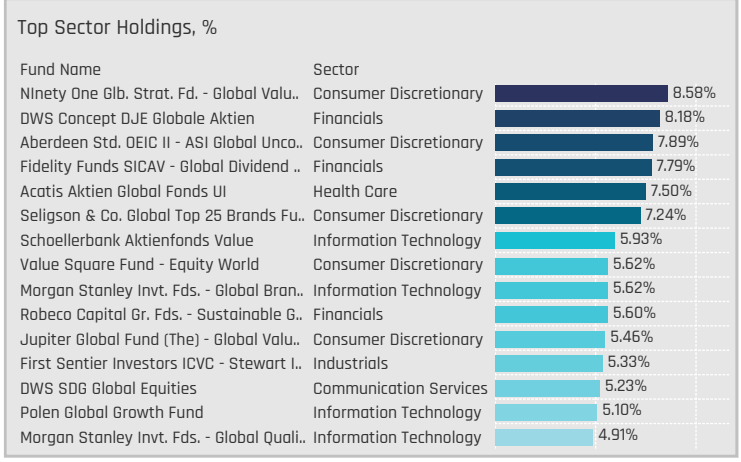
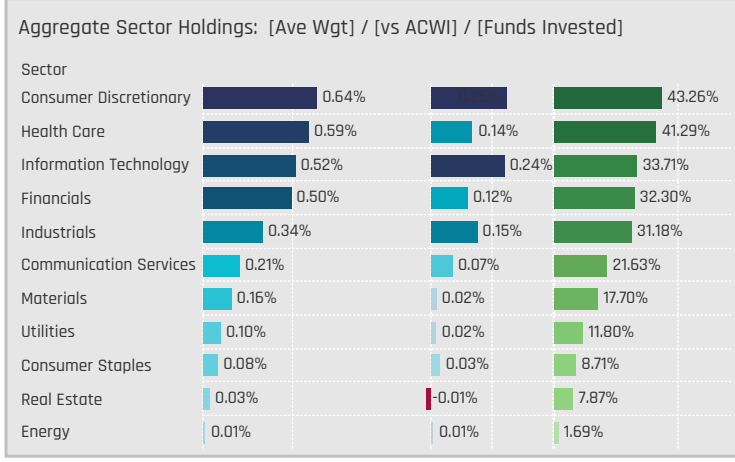
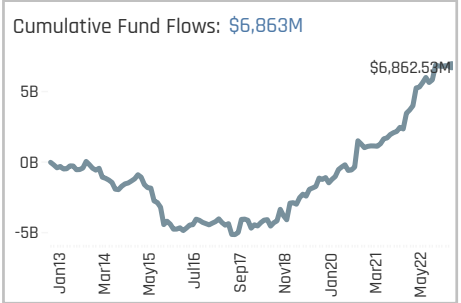
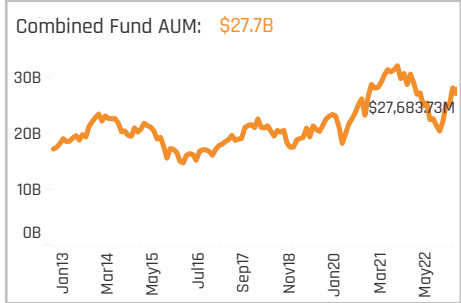
Aggregate Stock Holdings Data, Ranked by Most Widely Held.

Ticker	Stock Name	Funds Invested %	Average Weight	Vs Benchmark	Fund AUM, \$
SAP-DE	SAP SE	20.22%	0.31%	0.12%	\$3,213M
SIE-DE	Siemens AG	17.98%	0.22%	0.02%	\$2,460M
DTE-DE	Deutsche Telekom AG	16.29%	0.18%	0.05%	\$1,670M
DPW-DE	Deutsche Post AG	16.01%	0.14%	0.07%	\$749M
ALV-DE	Allianz SE	14.61%	0.14%	-0.01%	\$1,347M
IFX-DE	Infineon Technologies AG	13.48%	0.16%	0.08%	\$917M
MBG-DE	Mercedes-Benz Group AG	13.20%	0.12%	0.02%	\$748M
DB1-DE	Deutsche Boerse AG	13.20%	0.18%	0.12%	\$1,473M
BAYN-DE	Bayer AG	12.36%	0.13%	0.03%	\$1,313M
MUV2-DE	Munich Reinsurance Company	9.55%	0.11%	0.02%	\$830M
ADS-DE	adidas AG	9.55%	0.08%	0.03%	\$494M
BMW-DE	Bayerische Motoren Werke AG	8.99%	0.09%	0.03%	\$468M
VOW3-DE	Volkswagen AG Pref	8.71%	0.05%	0.01%	\$612M
MRK-DE	Merck KGaA	7.58%	0.04%	-0.01%	\$313M
RWE-DE	RWE AG	6.18%	0.06%	0.01%	\$161M



Top Stock Holdings, %

Fund Name	Ticker	Stock Name	Percentage
Ninety One Glob. Strat. Fd. - Global Valu..	VTSC-DE	Vitesco Technologies ..	6.38%
Schoellerbank Aktienfonds Value	SAP-DE	SAP SE	5.93%
Morgan Stanley Inv. Fds. - Global Bran..	SAP-DE	SAP SE	5.62%
First Sentier Investors ICVC - Stewart I..	DPW-DE	Deutsche Post AG	5.33%
DWS SDG Global Equities	DTE-DE	Deutsche Telekom AG	5.23%
Polen Global Growth Fund	SAP-DE	SAP SE	5.10%
Morgan Stanley Inv. Fds. - Global Quali..	SAP-DE	SAP SE	4.91%
Sanlam Universal Fds. Plc - Global High..	SAP-DE	SAP SE	4.78%
Aberdeen Std. OEIC II - ASI Global Unco..	RWE-DE	RWE AG	4.61%
AIM Fds. Grp. (IFG) - Invesco Global Cor..	SAP-DE	SAP SE	4.59%
AIM Fds. Grp. (IFG) - Invesco Global Cor..	KGX-DE	KION GROUP AG	4.59%
Brown Advisory Funds Plc - Global Lea..	DB1-DE	Deutsche Boerse AG	4.39%
Acatis Aktien Global Fonds UI	BNTX-US	BioNTech SE Sponsore..	4.38%
Polen Global Growth Fund	SHL-DE	Siemens Healthineers..	4.26%
Wasatch Global Value Fund	MUV2-DE	Munich Reinsurance C..	4.21%



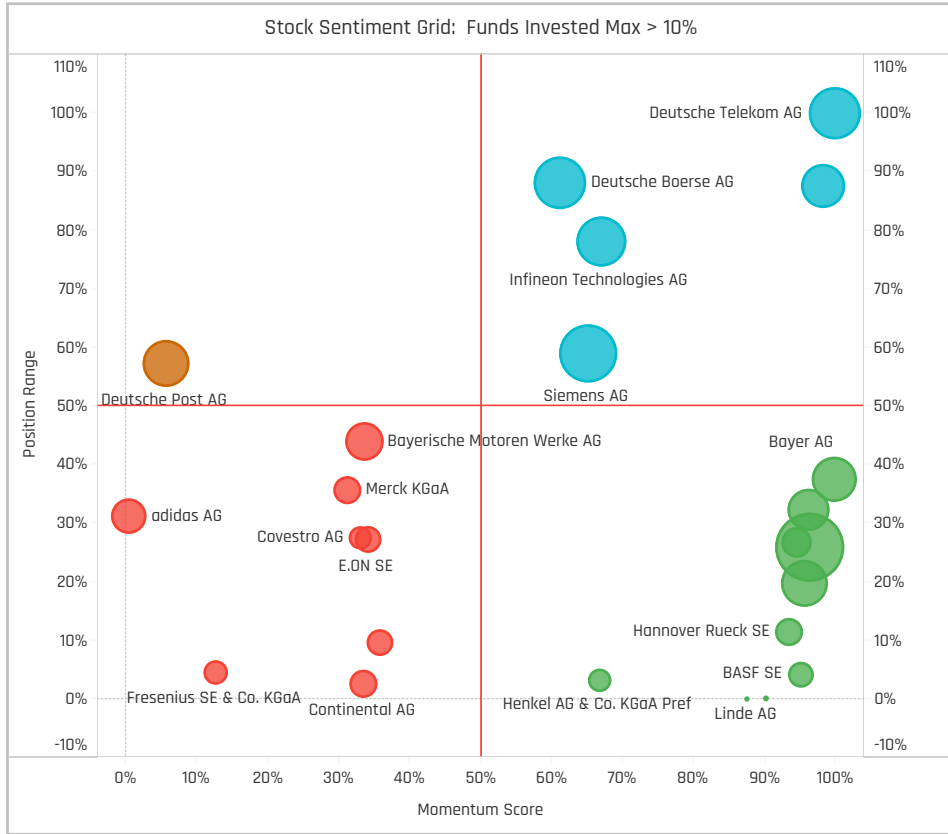
Top Stock Holdings, \$

Fund Name	Ticker	Stock Name	Value
Morgan Stanley Inv. Fds. - Global Bran..	SAP-DE	SAP SE	\$1,157M
American Funds Capital World Growth ..	SIE-DE	Siemens AG	\$537M
American Funds New Perspective Fund	SAP-DE	SAP SE	\$487M
American Funds Capital World Growth ..	SHL-DE	Siemens Healthineers AG	\$447M
Fidelity Funds SICAV - Global Dividend ..	DB1-DE	Deutsche Boerse AG	\$402M
DWS Top Dividende	DTE-DE	Deutsche Telekom AG	\$365M
DWS Top Dividende	HNR1-DE	Hannover Rueck SE	\$333M
Ninety One Glob. Strat. Fd. - Global Fran..	BEI-DE	Beiersdorf AG	\$307M
First Eagle Global Fund	HEN3-DE	Henkel AG & Co. KGaA Pr..	\$302M
American Funds Capital World Growth ..	EOAN-DE	E.ON SE	\$285M
Scottish Mortgage Investment Trust Plc	DHER-DE	Delivery Hero SE	\$278M
DWS Top Dividende	SIE-DE	Siemens AG	\$269M
Fidelity Funds SICAV - Global Dividend ..	MUV2-DE	Munich Reinsurance Co..	\$262M
Franklin Mutual Ser. Fds. - Global Disco..	DTE-DE	Deutsche Telekom AG	\$250M
Scottish Mortgage Investment Trust Plc	ZAL-DE	Zalando SE	\$224M

Largest Changes in Fund Weight, %

Fund Name	New or C..	Change
Touchstone Strategic Trust - No..		4.81%
Artemis Global Income Fund		4.24%
Thornburg Global Opportunities ..		3.93%
Janus Henderson Global Select ..	New	3.92%
Value Square Fund - Equity Worl..		3.57%
DWS Concept DJE Globale Aktien		3.35%
UniNachhaltig Aktien Global		3.30%
Langleaf Partners Global Fund	Close	-1.50%
Allianz Interglobal		-1.74%
SEB Fund 1 - Global Climate Opp..		-2.21%
Holberg Global	Close	-2.27%
FP WHEB Asset Mgmt. Fds. - Su..		-2.75%
Scharf Global Opportunity Fund	Close	-3.01%
Franklin Mutual Ser. Fds. - Beac..		-3.45%

Ave Wgt Δ	Funds Invested Δ	Fund Flows, \$	Av Wgt vs ACWI Δ	Funds O/W % Δ
0.44%	-1.69%	\$1,002M	0.05%	-0.84%



Aggregate Stock Holdings Changes

Ticker	Stock Name	Funds Invested % Δ	Average Weight Δ	Fund Flows, \$
P911-DE	Porsche AG	4.49%	0.03%	\$201M
BAYN-DE	Bayer AG	2.25%	0.02%	\$253M
DTE-DE	Deutsche Telekom AG	1.69%	0.04%	\$170M
DTG-DE	Daimler Truck Holding AG	1.40%	0.01%	\$112M
ZAL-DE	Zalando SE	0.56%	0.01%	\$0M
TMV-DE	TeamViewer AG	0.56%	0.00%	\$5M
TKA-DE	thyssenkrupp AG	0.56%	0.00%	\$0M
BNR-DE	Brenntag Societas Europaea	-1.40%	-0.01%	\$27M
BMW-DE	Bayerische Motoren Werke AG	-1.40%	0.03%	\$39M
MRK-DE	Merck KGaA	-1.69%	0.00%	(\$16M)
ADS-DE	adidas AG	-1.69%	-0.03%	(\$121M)
1COV-DE	Covestro AG	-1.69%	0.01%	\$5M
DPW-DE	Deutsche Post AG	-1.97%	0.00%	(\$103M)
HEI-DE	HeidelbergCement AG	-2.25%	0.00%	(\$216M)

Largest Fund Flows, \$

Fund Name	New or Cl..	Flow
St. James's Place Unit Trust - G..		\$258M
American Funds New Perspecti..		\$164M
St. James's Place Unit Trust - S..		\$123M
Morgan Stanley Invst. Fds. - Glo..		\$113M
UniGlobal		\$111M
Vanguard Global Equity Fund		\$104M
FTIF SICAV - Growth (Euro) Fund		\$100M
Handelsbanken Global Tema		(\$37M)
BlackRock Global Funds - Syste..		(\$49M)
St. James's Place International..		(\$51M)
Franklin Mutual Ser. Fds. - Glob..		(\$98M)
DWS Top Dividende		(\$105M)
Swedbank Robur Globalfond		(\$107M)
Franklin Mutual Ser. Fds. - Beac..		(\$118M)

Largest Fund Level Changes in Stock Weight, %

Fund Name	Stock Name	New ..	Change
Thornburg Global Opportunities Fu..	Mercedes-Benz Group AG	New	3.05%
Value Square Fund - Equity World	Bayerische Motoren Wer..		3.00%
Touchstone Strategic Trust - Non..	Deutsche Telekom AG	New	2.71%
Janus Henderson Global Equity Fu..	Deutsche Telekom AG	New	2.45%
Sarasin Funds ICVC - Global Divide..	Siemens Healthineers AG	New	2.45%
Artemis Global Income Fund	BASF SE	New	2.14%
UniNachhaltig Aktien Global	Munich Reinsurance Com..	New	2.09%
Value Square Fund - Equity World	Bayerische Motoren Wer..		-2.13%
Virtus NFJ Global Sustainability Fu..	Munich Reinsurance Com..	Close	-2.14%
Polen Global Growth Fund	adidas AG	Close	-2.15%
Holberg Global	Varta AG	Close	-2.27%
Franklin Mutual Ser. Fds. - Beacon ..	HeidelbergCement AG	Close	-2.28%
FP WHEB Asset Mgmt. Fds. - Susta..	KION GROUP AG	Close	-2.33%
Scharf Global Opportunity Fund	Porsche Automobil Holdi..	Close	-3.01%

Sector Holding Changes: [Funds Invested Δ] / [Ave Wgt Δ] / Fund Flows, \$

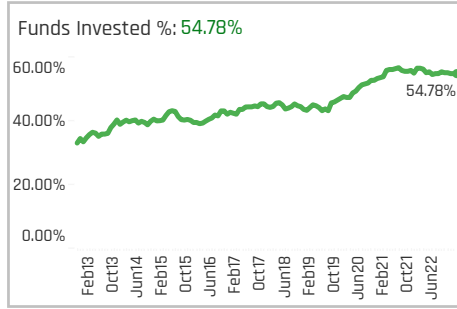
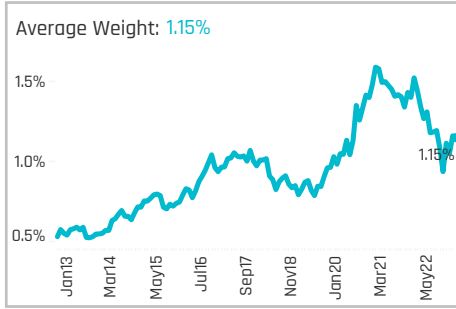
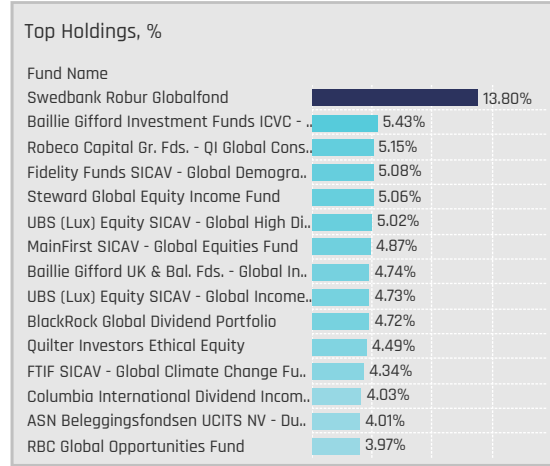
Sector	Funds Invested Δ	Ave Wgt Δ	Fund Flows, \$
Communication Services	1.40%	0.04%	\$162M
Energy	0.55%	0.00%	\$7M
Consumer Staples	0.28%	0.01%	\$39M
Multi	0.00%	0.00%	
Financials	0.00%	0.07%	\$223M
Real Estate	-0.84%	0.00%	(\$23M)
Health Care	-1.40%	0.09%	(\$909M)
Information Technology	-1.97%	0.11%	\$75M
Utilities	-1.97%	0.01%	(\$9M)
Consumer Discretionary	-2.53%	0.09%	(\$147M)
Materials	-3.65%	0.00%	(\$270M)
Industrials	-4.28%	0.03%	\$36M

Largest Changes in Fund Sector Weight, %

Fund Name	New o..	Sector	Change
SEB Aktiesparfond	New	Information Technology	3.27%
DWS Concept DJE Globale Aktien		Financials	3.14%
Thornburg Global Opportunities Fund	New	Consumer Discretionary	3.05%
UniNachhaltig Aktien Global		Financials	3.03%
Touchstone Strategic Trust - Non-U..	New	Communication Services	2.71%
Janus Henderson Global Equity Fund	New	Communication Services	2.45%
Ninety One Glb. Strat. Fd. - Global St..	New	Health Care	2.24%
Virtus NFJ Global Sustainability Fund	Close	Financials	-2.14%
Polen Global Growth Fund	Close	Consumer Discretionary	-2.15%
Holberg Global	Close	Industrials	-2.27%
Franklin Mutual Ser. Fds. - Beacon F..	Close	Materials	-2.28%
FP WHEB Asset Mgmt. Fds. - Sustai..	Close	Industrials	-2.33%
Scharf Global Opportunity Fund	Close	Consumer Discretionary	-3.01%
Artisan Global Equity Fund	Close	Industrials	-3.30%

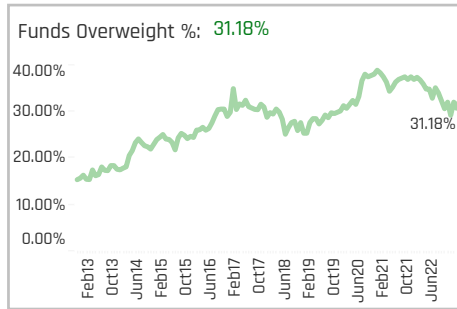
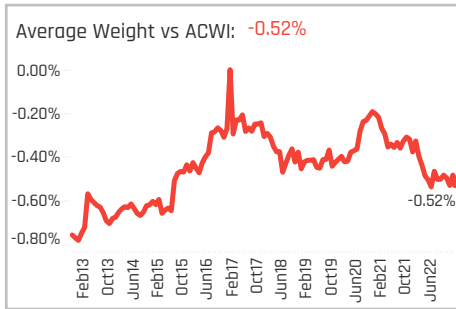
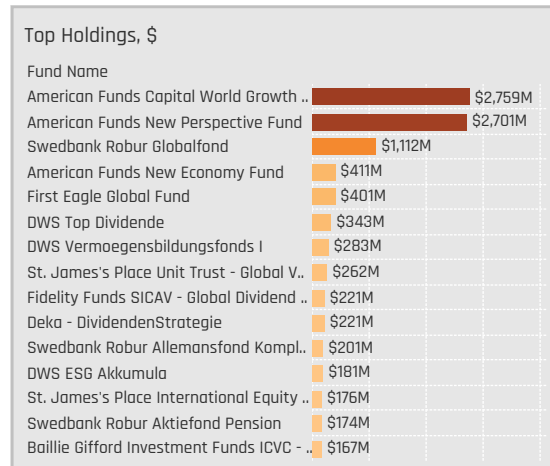
Largest Fund Level Stock Inflows/Outflows, \$

Fund Name	Stock Name	New..	Flow
American Funds Capital World Gro..	Siemens AG		\$242M
Morgan Stanley Invst. Fds. - Global ..	SAP SE		\$113M
American Funds Capital World Gro..	Deutsche Telekom AG		\$100M
UniGlobal	Bayer AG	New	\$96M
American Funds New Perspective F..	BioNTech SE Sponsored ..		\$94M
St. James's Place Unit Trust - Glob..	Volkswagen AG Pref		\$88M
American Funds Capital World Gro..	Porsche AG	New	\$79M
American Funds Capital World Gro..	Merck KGaA	Close	(\$69M)
Swedbank Robur Globalfond	Infineon Technologies AG	Close	(\$71M)
Franklin Mutual Ser. Fds. - Beacon ..	HeidelbergCement AG	Close	(\$76M)
UniGlobal	Mercedes-Benz Group AG	Close	(\$95M)
DWS Top Dividende	BASF SE	Close	(\$101M)
Franklin Mutual Ser. Fds. - Global Di..	HeidelbergCement AG	Close	(\$109M)
American Funds Capital World Gro..	Volkswagen AG Pref	Close	(\$410M)



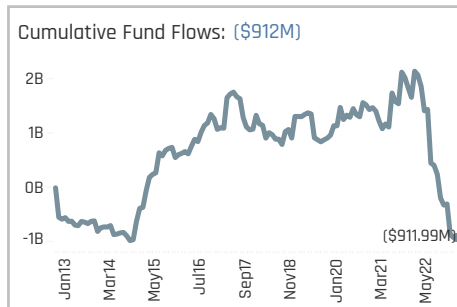
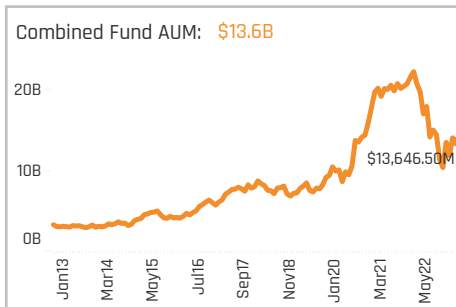
Aggregate Stock Holdings Data, Ranked by Most Widely Held.

Ticker	Stock Name	Funds Invested %	Average Weight	Vs Benchmark	Fund AUM, \$
2330-TW	Taiwan Semiconductor Manuf..	47.47%	0.85%	0.14%	\$11,397M
2454-TW	MediaTek Inc	7.87%	0.05%	-0.01%	\$537M
2317-TW	Hon Hai Precision Industry Co...	3.65%	0.02%	-0.07%	\$200M
2308-TW	Delta Electronics, Inc.	2.81%	0.03%	-0.01%	\$285M
8069-TW	E Ink Holdings Inc.	2.25%	0.01%	0.00%	\$90M
2303-TW	United Microelectronics Corp.	2.25%	0.02%	-0.01%	\$25M
2301-TW	Lite-On Technology Corp.	2.25%	0.01%	0.01%	\$78M
6239-TW	Powertech Technology Inc.	1.97%	0.00%	0.00%	\$2M
3711-TW	ASE Technology Holding Co., L..	1.69%	0.01%	-0.01%	\$7M
2412-TW	Chunghwa Telecom Co., Ltd	1.69%	0.01%	-0.03%	\$12M
2379-TW	Realtek Semiconductor Corp	1.69%	0.00%	0.00%	\$5M
5483-TW	Sino-American Silicon Product..	1.40%	0.00%	0.00%	\$8M
3037-TW	Unimicron Technology Corp.	1.40%	0.00%	-0.01%	\$3M
3034-TW	Novatek Microelectronics Corp.	1.40%	0.00%	0.00%	\$7M
2882-TW	Cathay Financial Holdings Co.,...	1.40%	0.01%	-0.01%	\$10M



Top Stock Holdings, %

Fund Name	Ticker	Stock Name	Weight (%)
Swedbank Robur Globalfond	2330-TW	Taiwan Semiconducto..	7.07%
Baillie Gifford Investment Funds ICVC - ..	2330-TW	Taiwan Semiconducto..	5.43%
MainFirst SICAV - Global Equities Fund	2330-TW	Taiwan Semiconducto..	4.87%
RBC Global Opportunities Fund	2330-TW	Taiwan Semiconducto..	3.97%
FTIF SICAV - Global Climate Change Fu..	2330-TW	Taiwan Semiconducto..	3.93%
Vanguard Global ESG Select Stock Fund	2330-TW	Taiwan Semiconducto..	3.87%
Aberdeen Std. DEIC II - ASI Global Unco..	2330-TW	Taiwan Semiconducto..	3.82%
Comgest Growth Plc - Global Flex	2330-TW	Taiwan Semiconducto..	3.70%
Comgest Monde	2330-TW	Taiwan Semiconducto..	3.67%
Brown Advisory Funds Plc - Global Lea..	2330-TW	Taiwan Semiconducto..	3.53%
Touchstone Strategic Trust - Non-US E..	2330-TW	Taiwan Semiconducto..	3.44%
Fidelity Funds SICAV - Global Demogra..	2330-TW	Taiwan Semiconducto..	3.30%
Redwheel Funds SICAV - Global Horizo..	2330-TW	Taiwan Semiconducto..	3.27%
Calamos Global Equity Fund	2330-TW	Taiwan Semiconducto..	3.22%
Guinness Atkinson Global Innovators F..	2330-TW	Taiwan Semiconducto..	3.20%



Aggregate Sector Holdings: [Ave Wgt] / [vs ACWI] / [Funds Invested]

Sector	Ave Wgt	[vs ACWI]	[Funds Invested]
Information Technology	1.08%	0.00%	53.93%
Industrials	0.02%	-0.08%	5.06%
Financials	0.02%	-0.18%	4.49%
Communication Services	0.01%	-0.03%	2.25%
Multi	0.01%	0.01%	0.28%
Consumer Discretionary	0.01%	-0.02%	3.09%
Health Care	0.00%	0.00%	1.12%
Consumer Staples	0.00%	-0.04%	1.40%
Materials	0.00%	-0.16%	1.69%
Energy	0.00%	0.00%	0.00%

Top Sector Holdings, %

Fund Name	Sector	Weight (%)
Swedbank Robur Globalfond	Information Technology	12.30%
Baillie Gifford Investment Funds ICVC - ..	Information Technology	5.43%
Steward Global Equity Income Fund	Information Technology	5.06%
MainFirst SICAV - Global Equities Fund	Information Technology	4.87%
BlackRock Global Dividend Portfolio	Information Technology	4.72%
Quilter Investors Ethical Equity	Information Technology	4.49%
UBS (Lux) Equity SICAV - Global High Di..	Information Technology	4.13%
Columbia International Dividend Incom..	Information Technology	4.03%
ASN Beleggingsfondsen UCITS NV - Du..	Information Technology	4.01%
RBC Global Opportunities Fund	Information Technology	3.97%
FTIF SICAV - Global Climate Change Fu..	Information Technology	3.93%
Pax Global Environmental Markets Fund	Information Technology	3.90%
Vanguard Global ESG Select Stock Fund	Information Technology	3.87%
Ninety One Glob. Strat. Fd. - Global Strat..	Information Technology	3.83%
Aberdeen Std. DEIC II - ASI Global Unco..	Information Technology	3.82%

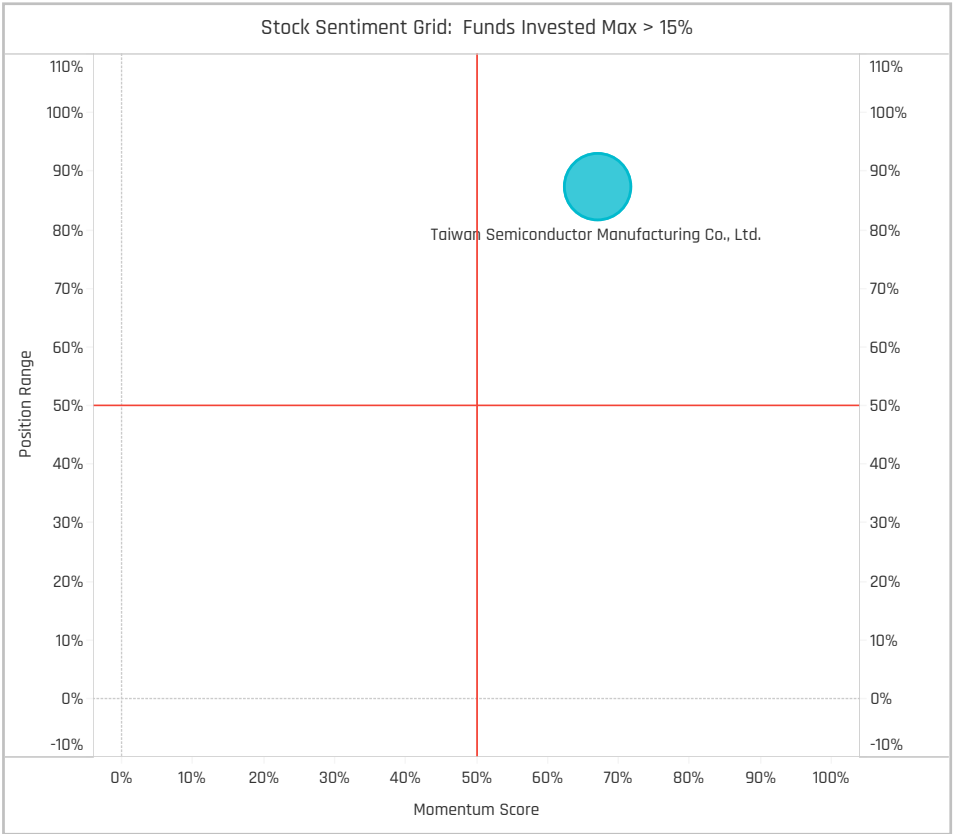
Top Stock Holdings, \$

Fund Name	Ticker	Stock Name	Amount (\$)
American Funds New Perspective Fund	2330-TW	Taiwan Semiconductor ..	\$2,559M
American Funds Capital World Growth ..	2330-TW	Taiwan Semiconductor ..	\$2,376M
Swedbank Robur Globalfond	2330-TW	Taiwan Semiconductor ..	\$570M
First Eagle Global Fund	2330-TW	Taiwan Semiconductor ..	\$401M
DWS Top Dividende	2330-TW	Taiwan Semiconductor ..	\$343M
DWS Vermoegensbildungsfonds I	2330-TW	Taiwan Semiconductor ..	\$283M
Fidelity Funds SICAV - Global Dividend ..	2330-TW	Taiwan Semiconductor ..	\$221M
Deka - DividendenStrategie	2330-TW	Taiwan Semiconductor ..	\$221M
American Funds New Economy Fund	2330-TW	Taiwan Semiconductor ..	\$216M
Swedbank Robur Allemansfond Kompl..	2330-TW	Taiwan Semiconductor ..	\$201M
American Funds Capital World Growth ..	2308-TW	Delta Electronics, Inc.	\$184M
DWS ESG Akkumula	2330-TW	Taiwan Semiconductor ..	\$181M
St. James's Place International Equity ..	2330-TW	Taiwan Semiconductor ..	\$176M
Baillie Gifford Investment Funds ICVC - ..	2330-TW	Taiwan Semiconductor ..	\$167M
St. James's Place Unit Trust - Global V..	2330-TW	Taiwan Semiconductor ..	\$161M

Largest Changes in Fund Weight, %

Fund Name	New or C..	Change
Touchstone Strategic Trust - No..	New	3.44%
Danske Invest Global Sustainabl..	New	2.17%
Vanguard Global ESG Select Sto..		1.59%
Swedbank Robur Globalfond		1.28%
DPAM B - Equities World Sustai..	New	1.19%
FTIF SICAV - Global Climate Cha..		1.17%
Ninety One Glb. Strat. Fd. - Glob..		1.14%
Fidelity Invt. Funds - Global Focu..		-1.48%
Wasatch Global Value Fund		-1.60%
Janus Henderson Sustainable/R..	Close	-1.96%
BNY Mellon Global Equity Incom..	Close	-2.13%
BNY Mellon Investment Fds. - Gl..	Close	-2.18%
PGIM Jennison Global Opportuni..	Close	-2.53%
Baillie Gifford Investment Funds..		-2.56%

Ave Wgt Δ	Funds Invested Δ	Fund Flows, \$	Av Wgt vs ACWI Δ	Funds O/W % Δ
-0.04%	0.00%	(\$1,157M)	-0.02%	-2.81%



Aggregate Stock Holdings Changes

Ticker	Stock Name	Funds Invested % Δ	Average Weight Δ	Fund Flows, \$
2330-TW	Taiwan Semiconductor Manuf..	1.12%	0.00%	(\$979M)
8069-TW	E Ink Holdings Inc.	0.56%	0.00%	\$14M
6669-TW	Wiwynn Corp.	0.56%	0.00%	\$2M
4958-TW	Zhen Ding Technology Holding ..	0.56%	0.00%	\$1M
2360-TW	Chroma Ate Inc.	0.56%	0.00%	(\$1M)
BLS-SG	Hotung Investment Holdings Li..	0.28%	0.00%	\$0M
9802-TW	Fulgent Sun International (Hol..	0.28%	0.00%	\$0M
2891-TW	CTBC Financial Holding Compa..	-0.84%	0.00%	(\$1M)
2882-TW	Cathay Financial Holdings Co., ..	-0.84%	0.00%	(\$15M)
2603-TW	Evergreen Marine Corp. (Taiwa..	-0.84%	0.00%	\$0M
2454-TW	MediaTek Inc	-0.84%	0.00%	\$22M
3034-TW	Novatek Microelectronics Corp.	-1.12%	0.00%	(\$16M)
2357-TW	Asustek Computer Inc.	-1.12%	-0.01%	(\$2M)
2308-TW	Delta Electronics, Inc.	-1.12%	-0.01%	(\$181M)

Largest Fund Flows, \$

Fund Name	New or Cl..	Flow
Swedbank Robur Globalfond		\$61M
Guinness Asset Mgmt. Fund Plc..		\$51M
St. James's Place Unit Trust - G..		\$35M
FTIF SICAV - Growth (Euro) Fund		\$34M
Templeton Growth Fund Inc.		\$25M
JPMorgan Investment Funds - ..		\$19M
DPAM B - Equities World Sustai..	New	\$19M
American Funds New Economy ..		(\$74M)
Baillie Gifford Investment Fund..		(\$76M)
DWS Top Dividende		(\$86M)
BNY Mellon Investment Fds. - G..	Close	(\$98M)
PGIM Jennison Global Opportun..	Close	(\$106M)
American Funds New Perspecti..		(\$277M)
American Funds Capital World ..		(\$394M)

Largest Fund Level Changes in Stock Weight, %

Fund Name	Stock Name	New ..	Change
Touchstone Strategic Trust - Non-..	Taiwan Semiconductor M..	New	3.44%
Danske Invest Global Sustainable ..	Taiwan Semiconductor M..	New	2.17%
Fidelity Funds SICAV - First All Cou..	Taiwan Semiconductor M..	New	2.01%
Swedbank Robur Globalfond	Taiwan Semiconductor M..		1.85%
Vanguard Global ESG Select Stock ..	Taiwan Semiconductor M..		1.59%
FTIF SICAV - Global Climate Chang..	Taiwan Semiconductor M..		1.23%
DPAM B - Equities World Sustaina..	Taiwan Semiconductor M..	New	1.19%
Fidelity Invt. Funds - Global Focus ..	SINBON Electronics Co., L..	Close	-1.74%
SEB Fund 1 - Global Climate Oppor..	Sino-American Silicon Pr..	Close	-1.78%
Janus Henderson Sustainable/Res..	Taiwan Semiconductor M..	Close	-1.96%
BNY Mellon Global Equity Income F..	Delta Electronics, Inc.	Close	-2.13%
BNY Mellon Investment Fds. - Glob..	Delta Electronics, Inc.	Close	-2.18%
PGIM Jennison Global Opportuniti..	Taiwan Semiconductor M..	Close	-2.53%
Baillie Gifford Investment Funds IC..	Taiwan Semiconductor M..		-2.56%

Sector Holding Changes: [Funds Invested Δ] / [Ave Wgt Δ] / Fund Flows, \$

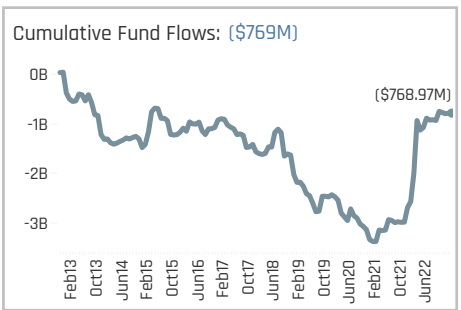
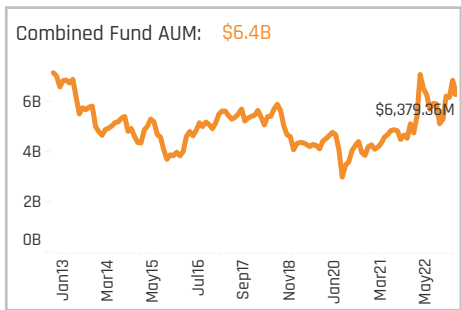
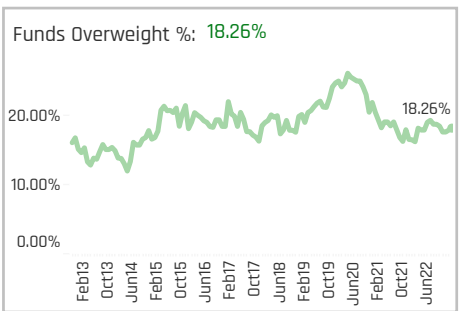
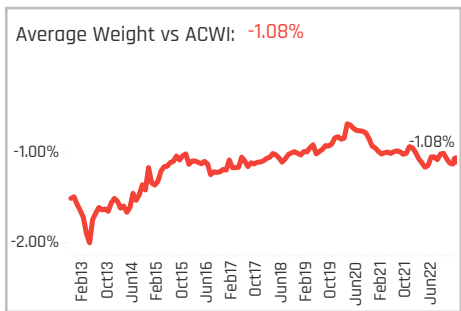
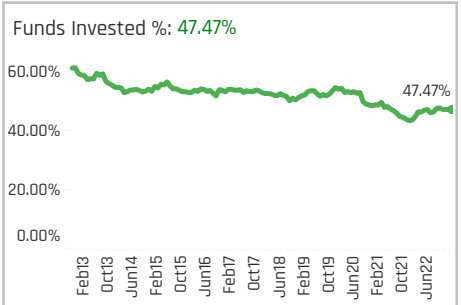
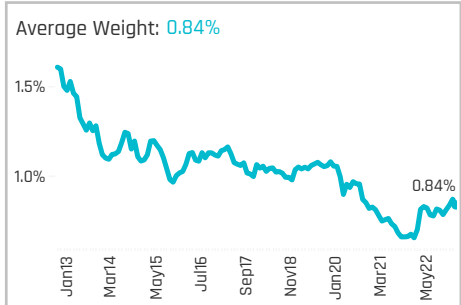
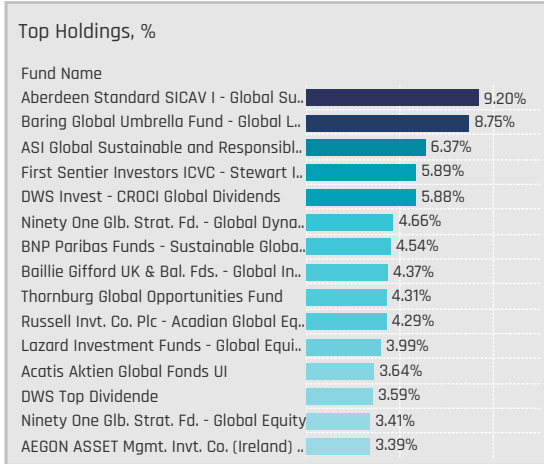
Sector	Funds Invested Δ	Ave Wgt Δ	Fund Flows, \$
Utilities	0.00%	0.00%	
Real Estate	0.00%	0.00%	
Multi	0.00%	0.00%	\$0M
Information Technology	0.00%	-0.03%	(\$1,085M)
Energy	0.00%	0.00%	\$0M
Materials	-0.28%	0.00%	(\$3M)
Health Care	-0.28%	0.00%	(\$2M)
Consumer Staples	-0.56%	0.00%	\$0M
Communication Services	-0.56%	0.00%	(\$1M)
Financials	-0.84%	0.00%	(\$18M)
Consumer Discretionary	-0.84%	0.00%	(\$18M)
Industrials	-2.53%	0.00%	(\$28M)

Largest Changes in Fund Sector Weight, %

Fund Name	New o..	Sector	Change
Touchstone Strategic Trust - Non-U..	New	Information Technology	3.44%
Danske Invest Global Sustainable F..	New	Information Technology	2.17%
Swedbank Robur Globalfond		Information Technology	1.82%
Vanguard Global ESG Select Stock F..		Information Technology	1.59%
Fidelity Funds SICAV - First All Coun..		Information Technology	1.43%
FTIF SICAV - Global Climate Change ..		Information Technology	1.23%
DPAM B - Equities World Sustainable	New	Information Technology	1.19%
Fidelity Invt. Funds - Global Focus F..		Information Technology	-1.48%
Wasatch Global Value Fund		Information Technology	-1.60%
Janus Henderson Sustainable/Resp..	Close	Information Technology	-1.96%
BNY Mellon Global Equity Income Fu..	Close	Information Technology	-2.13%
BNY Mellon Investment Fds. - Global..	Close	Information Technology	-2.18%
PGIM Jennison Global Opportunitie..	Close	Information Technology	-2.53%
Baillie Gifford Investment Funds ICV..		Information Technology	-2.56%

Largest Fund Level Stock Inflows/Outflows, \$

Fund Name	Stock Name	New..	Flow
Swedbank Robur Globalfond	Taiwan Semiconductor M..		\$131M
American Funds New Economy Fund	eMemory Technology, Inc.		\$84M
Guinness Asset Mgmt. Fund Plc - Gl..	Taiwan Semiconductor M..		\$51M
Vanguard Global Equity Fund	Hon Hai Precision Industr..	New	\$48M
FTIF SICAV - Growth (Euro) Fund	Taiwan Semiconductor M..		\$34M
St. James's Place Unit Trust - Glob..	Taiwan Semiconductor M..		\$32M
Templeton Growth Fund Inc.	Taiwan Semiconductor M..		\$25M
Baillie Gifford Investment Funds IC..	Taiwan Semiconductor M..		(\$76M)
DWS Top Dividende	Taiwan Semiconductor M..		(\$86M)
BNY Mellon Investment Fds. - Glob..	Delta Electronics, Inc.	Close	(\$98M)
PGIM Jennison Global Opportunitie..	Taiwan Semiconductor M..	Close	(\$106M)
American Funds New Economy Fund	Taiwan Semiconductor M..		(\$135M)
American Funds New Perspective F..	Taiwan Semiconductor M..		(\$287M)
American Funds Capital World Gro..	Taiwan Semiconductor M..		(\$350M)



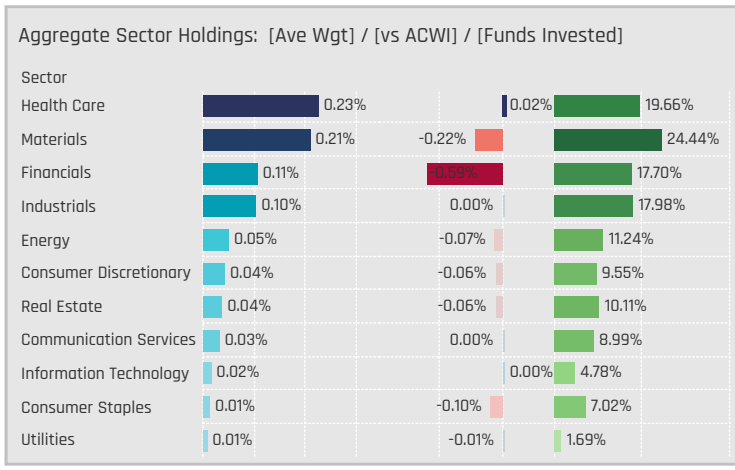
Aggregate Stock Holdings Data, Ranked by Most Widely Held.

Ticker	Stock Name	Funds Invested %	Average Weight	Vs Benchmark	Fund AUM, \$
BHP-AU	BHP Group Ltd	12.92%	0.10%	-0.19%	\$1,280M
CSL-AU	CSL Limited	12.64%	0.15%	0.00%	\$919M
BXB-AU	Brambles Limited	7.58%	0.05%	0.01%	\$185M
WDS-AU	Woodside Energy Group Ltd	7.30%	0.02%	-0.06%	\$501M
SHL-AU	Sonic Healthcare Limited	6.46%	0.03%	0.02%	\$196M
FMG-AU	Fortescue Metals Group Ltd	6.46%	0.04%	0.00%	\$1,194M
TLS-AU	Telstra Group Limited	5.06%	0.01%	-0.01%	\$66M
ALL-AU	Aristocrat Leisure Limited	4.78%	0.01%	-0.02%	\$88M
CBA-AU	Commonwealth Bank of Austr..	4.49%	0.01%	-0.19%	\$31M
AZJ-AU	Aurizon Holdings Ltd.	4.49%	0.01%	0.00%	\$22M
MQG-AU	Macquarie Group, Ltd.	3.93%	0.03%	-0.05%	\$223M
MPL-AU	Medibank Private Ltd.	3.93%	0.01%	0.00%	\$24M
S32-AU	South32 Ltd.	3.65%	0.01%	-0.02%	\$23M
GMG-AU	Goodman Group	3.65%	0.02%	-0.02%	\$345M
CPU-AU	Computershare Limited	3.65%	0.01%	0.00%	\$9M



Top Stock Holdings, %

Fund Name	Ticker	Stock Name	Weight (%)
Thornburg Global Opportunities Fund	MIN-AU	Mineral Resources Lim..	4.31%
First Sentier Investors ICVC - Stewart I..	CSL-AU	CSL Limited	3.95%
Acatris Aktien Global Fonds UI	FMG-AU	Fortescue Metals Grou..	3.64%
AEGON ASSET Mgmt. Invst. Co. (Ireland) ..	MQG-AU	Macquarie Group, Ltd.	3.39%
First Sentier Investors ICVC - Stewart I..	CSL-AU	CSL Limited	3.38%
FTIF SICAV - Franklin Global Growth Fu..	CSL-AU	CSL Limited	3.17%
Hermes Invst. Funds Plc - Impact Oppor..	BXB-AU	Brambles Limited	3.14%
FP WHEB Asset Mgmt. Fds. - Sustainab..	CSL-AU	CSL Limited	3.06%
Aberdeen Standard SICAV I - Global Su..	CSL-AU	CSL Limited	2.75%
Columbia Threadneedle (UK) ICVC - Su..	CSL-AU	CSL Limited	2.72%
Nuveen Global Dividend Growth Fund	MQG-AU	Macquarie Group, Ltd.	2.72%
JPMorgan Funds - Global Growth Fund	IEL-AU	IDP Education Ltd.	2.70%
Sands Capital Funds Plc - Global Leade..	CSL-AU	CSL Limited	2.69%
Polen Global Growth Fund	CSL-AU	CSL Limited	2.66%
M&G (Lux) Investment Funds 1 - Positiv..	BXB-AU	Brambles Limited	2.66%



Top Sector Holdings, %

Fund Name	Sector	Weight (%)
First Sentier Investors ICVC - Stewart I..	Health Care	5.89%
Aberdeen Standard SICAV I - Global Su..	Health Care	5.22%
Thornburg Global Opportunities Fund	Materials	4.31%
Acatris Aktien Global Fonds UI	Materials	3.64%
Baring Global Umbrella Fund - Global L..	Industrials	3.51%
AEGON ASSET Mgmt. Invst. Co. (Ireland) ..	Financials	3.39%
First Sentier Investors ICVC - Stewart I..	Health Care	3.38%
FTIF SICAV - Franklin Global Growth Fu..	Health Care	3.17%
Hermes Invst. Funds Plc - Impact Oppor..	Industrials	3.14%
FP WHEB Asset Mgmt. Fds. - Sustainab..	Health Care	3.06%
Columbia Threadneedle (UK) ICVC - Su..	Health Care	2.72%
Nuveen Global Dividend Growth Fund	Financials	2.72%
JPMorgan Funds - Global Growth Fund	Consumer Discretionary	2.70%
Sands Capital Funds Plc - Global Leade..	Health Care	2.69%
Polen Global Growth Fund	Health Care	2.66%

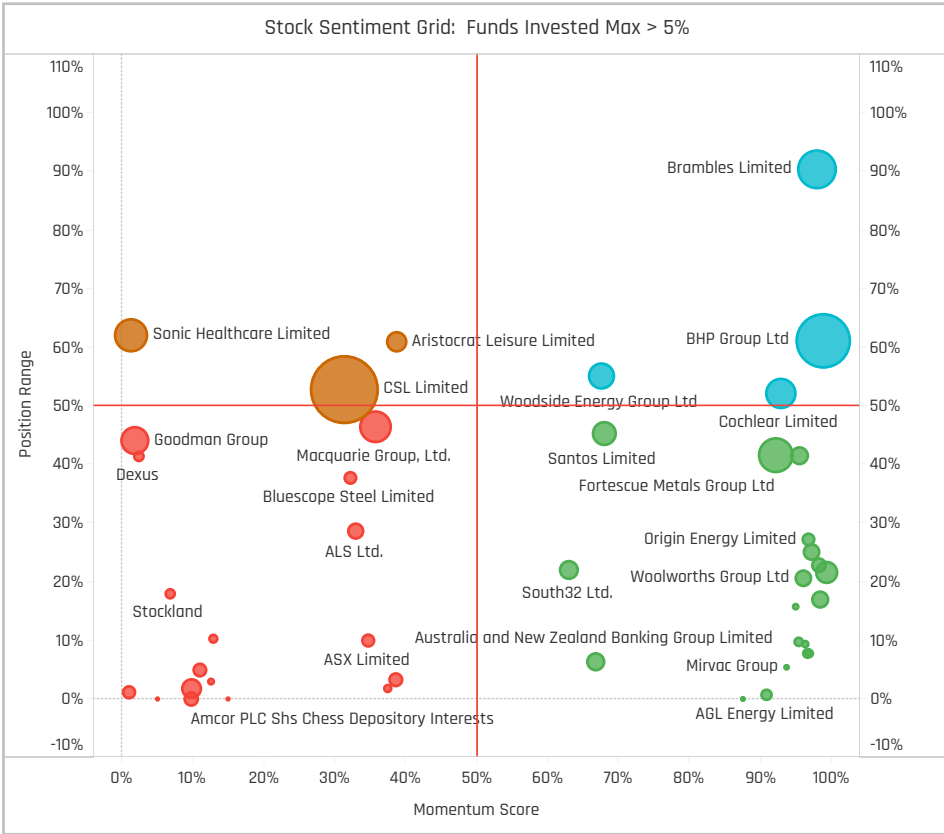
Top Stock Holdings, \$

Fund Name	Ticker	Stock Name	Amount (\$)
American Funds Capital World Growth ..	FMG-AU	Fortescue Metals Group ..	\$1,063M
DWS Top Dividende	BHP-AU	BHP Group Ltd	\$481M
American Funds Capital World Growth ..	WDS-AU	Woodside Energy Group ..	\$223M
American Funds New Perspective Fund	GMG-AU	Goodman Group	\$221M
American Funds Capital World Growth ..	BHP-AU	BHP Group Ltd	\$210M
DWS Top Dividende	WDS-AU	Woodside Energy Group ..	\$208M
American Funds Capital World Growth ..	TWE-AU	Treasury Wine Estates Li..	\$202M
UniGlobal	CSL-AU	CSL Limited	\$157M
First Eagle Global Fund	NCM-AU	Newcrest Mining Limited	\$141M
St. James's Place International Equity ..	BHP-AU	BHP Group Ltd	\$122M
UniFavorit: Aktien	CSL-AU	CSL Limited	\$103M
Guinness Asset Mgmt. Fund Plc - Globa..	SHL-AU	Sonic Healthcare Limited	\$99M
American Funds Capital World Growth ..	AMC-AU	Amcorg PLC Shs Chess D..	\$98M
American Funds Capital World Growth ..	CSL-AU	CSL Limited	\$97M
American Funds Capital World Growth ..	MQG-AU	Macquarie Group, Ltd.	\$89M

Largest Changes in Fund Weight, %

Fund Name	New or C..	Change
Baring Global Umbrella Fund - Gl..		2.17%
SEB Fund 1 - Global Climate Opp..		1.69%
SEB Global Aktiefond		1.36%
Russell Invst. Co. Plc - Acadian Gl..		1.27%
UniFavorit: Aktien	New	1.16%
CT (Irl) III PLC - Multi-Strategy Gl..		1.05%
abrdrn Dynamic Dividend Fund	New	-0.85%
Fidelity Advisor Global Capital A..		-1.02%
Columbia International Dividend..		-1.17%
William Blair Global Leaders Fun..		-1.28%
SEB Aktiesparfond	Close	-1.30%
Waverton Invst. Fds. Plc - Global ..	Close	-1.36%
Fidelity Funds SICAV - First All C..		-1.36%
Nuveen Global Dividend Growth ..		-2.19%

Ave Wgt Δ	Funds Invested Δ	Fund Flows, \$	Av Wgt vs ACWI Δ	Funds O/W % Δ
0.02%	0.84%	\$135M	0.00%	-0.56%



Aggregate Stock Holdings Changes

Ticker	Stock Name	Funds Invested % Δ	Average Weight Δ	Fund Flows, \$
TLS-AU	Telstra Group Limited	1.40%	0.01%	\$45M
STO-AU	Santos Limited	1.12%	0.00%	(\$1M)
BXB-AU	Brambles Limited	0.84%	0.01%	\$14M
BHP-AU	BHP Group Ltd	0.84%	0.01%	(\$116M)
PLS-AU	Pilbara Minerals Limited	0.84%	0.00%	\$1M
ILU-AU	Iluka Resources Limited	0.84%	0.00%	\$2M
CPU-AU	Computershare Limited	0.84%	0.00%	(\$15M)
DXS-AU	Dexus	-0.84%	0.00%	(\$7M)
CGF-AU	Challenger Limited	-0.84%	0.00%	(\$2M)
AMP-AU	AMP Limited	-0.84%	0.00%	(\$1M)
GMG-AU	Goodman Group	-1.12%	0.00%	(\$16M)
EVN-AU	Evolution Mining Limited	-1.12%	0.00%	(\$2M)
SHL-AU	Sonic Healthcare Limited	-2.25%	0.00%	\$30M
NCM-AU	Newcrest Mining Limited	-2.25%	0.00%	(\$11M)

Largest Fund Flows, \$

Fund Name	New or Cl..	Flow
DWS Top Dividende		\$133M
UniFavorit: Aktien	New	\$104M
Old Westbury Large Cap Strate..		\$69M
Guinness Asset Mgmt. Fund Plc..		\$36M
AB SICAV I - Low Volatility Equi..	New	\$35M
Ninety One Glb. Strat. Fd. - Glob..		\$17M
Swedbank Robur Kapitalinvest		\$15M
BNY Mellon Investment Fds. - G..		(\$13M)
BlackRock Global Funds - Syste..		(\$15M)
SEB Aktiesparfond	Close	(\$19M)
Baillie Gifford UK & Bal. Fds. - G..		(\$22M)
Vanguard Global Equity Fund		(\$57M)
St. James's Place International..		(\$57M)
American Funds New Perspecti..		(\$108M)

Largest Fund Level Changes in Stock Weight, %

Fund Name	Stock Name	New ..	Change
SEB Fund 1 - Global Climate Oppor..	Brambles Limited	New	2.18%
Baring Global Umbrella Fund - Glo..	Steadfast Group Limited	New	1.70%
Fonditalia - Equity Global High Divi..	Woodside Energy Group ..	New	1.58%
Russell Invst. Co. Plc - Acadian Glob..	Australia and New Zeala..	New	1.46%
Baring Global Umbrella Fund - Glo..	Johns Lyng Group Ltd	New	1.40%
Russell Invst. Co. Plc - Acadian Glob..	BHP Group Ltd		1.28%
UniFavorit: Aktien	CSL Limited	New	1.27%
Quoniam Fds. Selection SICAV - Gl..	Medibank Private Ltd.		-1.21%
Fidelity Funds SICAV - First All Cou..	CSL Limited		-1.24%
SEB Aktiesparfond	Computershare Limited	Close	-1.28%
Waverton Invst. Fds. Plc - Global Eq..	Northern Star Resources ..	Close	-1.30%
Russell Invst. Co. Plc - Acadian Glob..	IGO Limited	Close	-1.33%
Fidelity Advisor Global Capital App..	Lynas Rare Earths Limited	Close	-1.96%
Nuveen Global Dividend Growth Fu..	Amcor PLC Shs Chess De..	Close	-2.30%

Sector Holding Changes: [Funds Invested Δ] / [Ave Wgt Δ] / Fund Flows, \$

Sector	Weight Change	Invested Δ	Flows
Industrials	1.97%	0.02%	\$15M
Communication Services	1.69%	0.00%	\$32M
Financials	1.69%	0.01%	(\$165M)
Energy	0.84%	0.01%	\$157M
Information Technology	0.56%	0.00%	(\$14M)
Utilities	0.28%	0.00%	\$4M
Multi	0.00%	0.00%	
Consumer Staples	0.00%	0.00%	(\$18M)
Real Estate	-0.56%	-0.01%	(\$24M)
Consumer Discretionary	-0.56%	0.00%	\$45M
Materials	-0.84%	-0.01%	(\$168M)
Health Care	-2.81%	-0.01%	\$272M

Largest Changes in Fund Sector Weight, %

Fund Name	New o..	Sector	Change
Baring Global Umbrella Fund - Globa..		Industrials	2.39%
SEB Fund 1 - Global Climate Opportu..	New	Industrials	2.18%
Baring Global Umbrella Fund - Globa..	New	Financials	1.70%
Fonditalia - Equity Global High Divid..	New	Energy	1.69%
Russell Invst. Co. Plc - Acadian Global..	New	Financials	1.46%
UniFavorit: Aktien	New	Health Care	1.27%
SEB Global Aktiefond	New	Financials	1.10%
BlackRock Strategic Fds. - Systemat..	Close	Materials	-1.00%
William Blair Global Leaders Fund		Consumer Discretionary	-1.11%
Quoniam Fds. Selection SICAV - Glo..		Financials	-1.21%
Fidelity Funds SICAV - First All Coun..		Health Care	-1.24%
SEB Aktiesparfond	Close	Information Technology	-1.28%
Waverton Invst. Fds. Plc - Global Equi..	Close	Materials	-1.30%
Nuveen Global Dividend Growth Fund	Close	Materials	-2.30%

Largest Fund Level Stock Inflows/Outflows, \$

Fund Name	Stock Name	New..	Flow
DWS Top Dividende	Woodside Energy Group ..		\$133M
UniFavorit: Aktien	CSL Limited	New	\$104M
Old Westbury Large Cap Strategies..	CSL Limited	New	\$69M
American Funds Capital World Gro..	CSL Limited		\$56M
American Funds Capital World Gro..	Aristocrat Leisure Limited		\$39M
Guinness Asset Mgmt. Fund Plc - Gl..	Sonic Healthcare Limited		\$36M
AB SICAV I - Low Volatility Equity P..	Telstra Group Limited	New	\$35M
American Funds Capital World Gro..	Treasury Wine Estates Li..		(\$17M)
SEB Aktiesparfond	Computershare Limited	Close	(\$19M)
Baillie Gifford UK & Bal. Fds. - Globa..	BHP Group Ltd		(\$19M)
American Funds Capital World Gro..	BHP Group Ltd		(\$33M)
American Funds Capital World Gro..	Macquarie Group, Ltd.		(\$52M)
St. James's Place International Eq..	BHP Group Ltd		(\$57M)
American Funds New Perspective F..	Macquarie Group, Ltd.		(\$108M)

DISCLAIMER

This report is published by, and remains the copyright of, Copley Fund Research Limited. Unless otherwise agreed with Copley Fund Research Limited, this report may only be used by the permitted recipients and shall not be provided to any third parties. Receipt of this report should not be taken as permission to reproduce, copy or use any of the charts or data in internal or external presentations. To do so requires separate permission from Copley Fund Research Limited.

Copley Fund Research Limited uses reasonable efforts to obtain information from reliable sources, but all Publications are provided on an "as is" basis without representation or warranty of any kind (neither express nor implied) and Copley Fund Research disclaims liability for any Publication not being complete, accurate, suitable and relevant for the recipient.

The comments in this publication are for general information purposes only and do not constitute personalised financial advice. No consideration has been taken of your personal financial situation or investment goals in preparing this publication and the distribution of this publication is not a personalised service under the Financial Advisers Act 2008. If you wish to receive personalised financial advice, please contact your Investment Advisor.

Further, nothing in this report shall constitute or be deemed to constitute investment advice or a recommendation or an offer or solicitation and is not the basis for any contract to purchase or sell any security or other instrument. Should you undertake any such activity based on information contained in this report, you do so entirely at your own risk and Copley Fund Research shall have no liability whatsoever for any loss, damage, costs or expenses incurred or suffered by you as a result.

For US Investors this report is solely for Institutional use – not for public distribution.

For Canadian investors this report is solely for use by accredited investors.

