



Asia Ex-Japan Equity
Active Fund Ownership Report
2/28/2023

Asia Ex-Japan Equity Active Fund Ownership Report 2/28/2023

Introduction

In this data report, we analyse the holdings of actively managed Asia Ex-Japan Equity Funds. The current fund sample spans 89 funds with a combined AUM of \$60.19Bn. The majority of strategies benchmark the MSCI All Country Asia Ex-Japan Index

We analyse the latest published filings for all funds and aggregate together as of 2/28/2023. We show the most recent snapshot in positioning, time series data going back to 7/31/2011 and recent allocation shifts by the managers in our analysis.

Relative benchmark positioning is measured against the iShares Tr. - MSCI All Country Asia ex-Japan ETF (AAXJ) - proportionally adjusted to remove any cash holdings to better replicate the index.

All Cash Flow calculations are on a best estimates basis. We use monthly position changes and month end prices to estimate the net buying and selling value for each stock within each fund in our analysis.

Contents

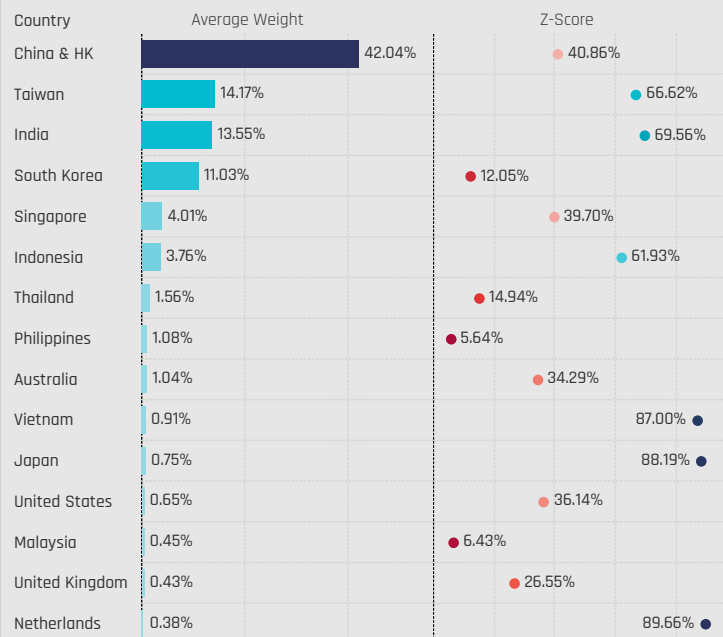
Country Allocations	3
Sector Group Allocations	9
Sector Allocations	13
Country / Sector Allocations	19
Stock Allocations	25
Sector Profiles	29
Country Profiles	52

Country Allocations

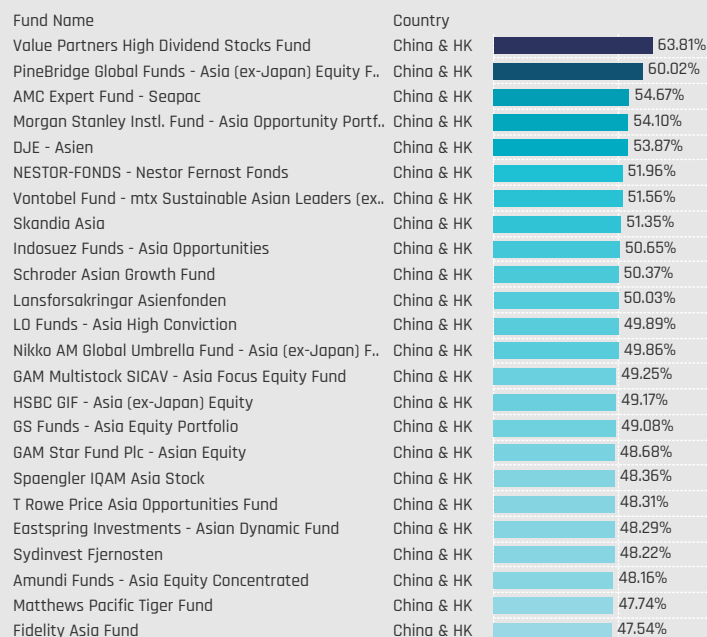


Country Allocations

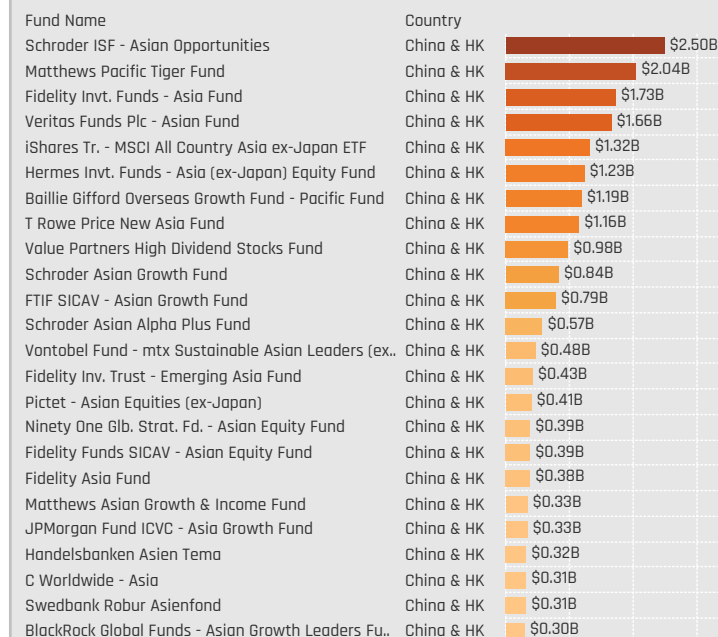
Major Countries: Average Fund Weights / Z-Score (7/31/2011 - Present)



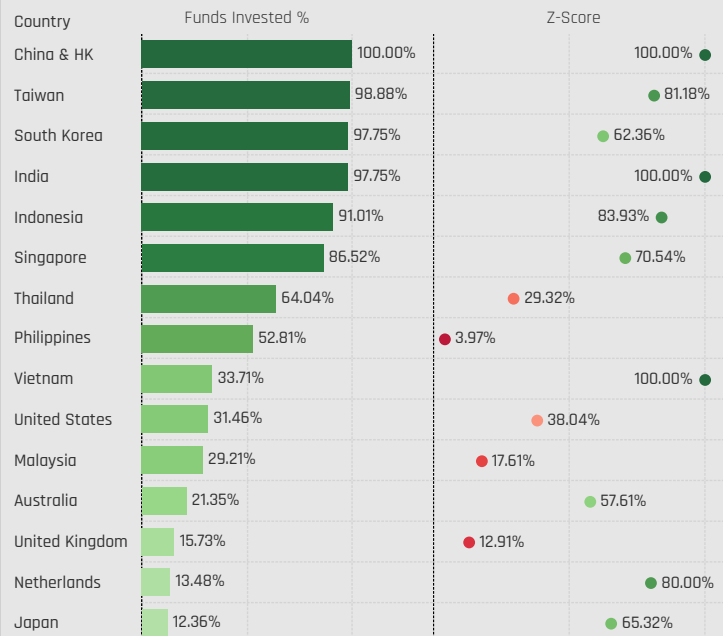
Largest Fund Country Weights, % [China & HK]



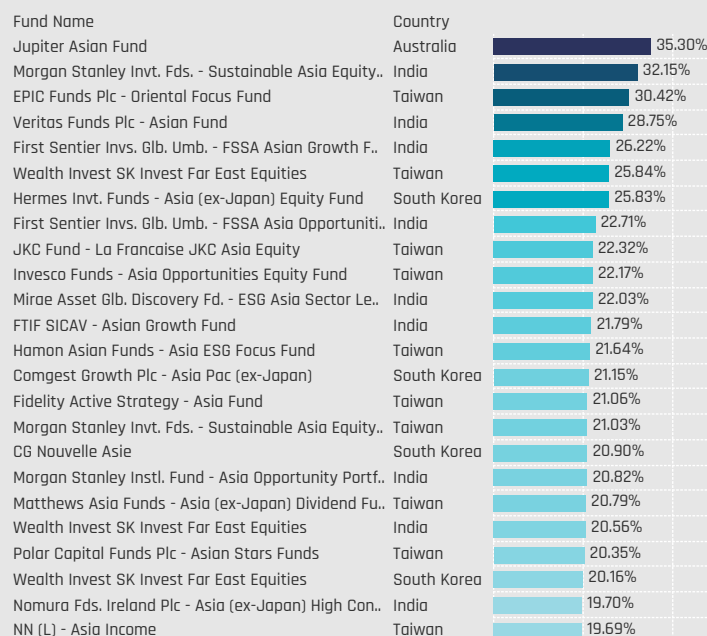
Largest Fund Country AUM, \$ [China & HK]



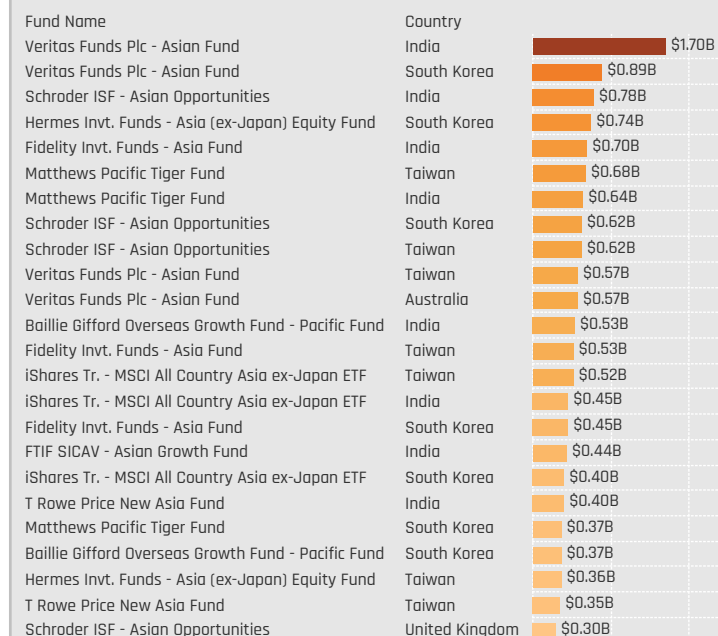
Major Countries: Funds Invested %



Largest Fund Country Weights, % [Ex-China & HK]

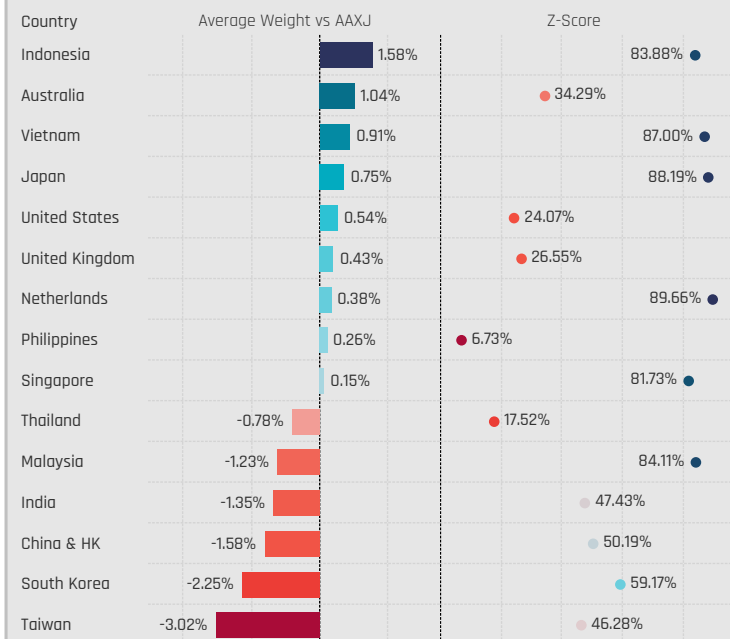


Largest Fund Country AUM, \$ [Ex-China & HK]

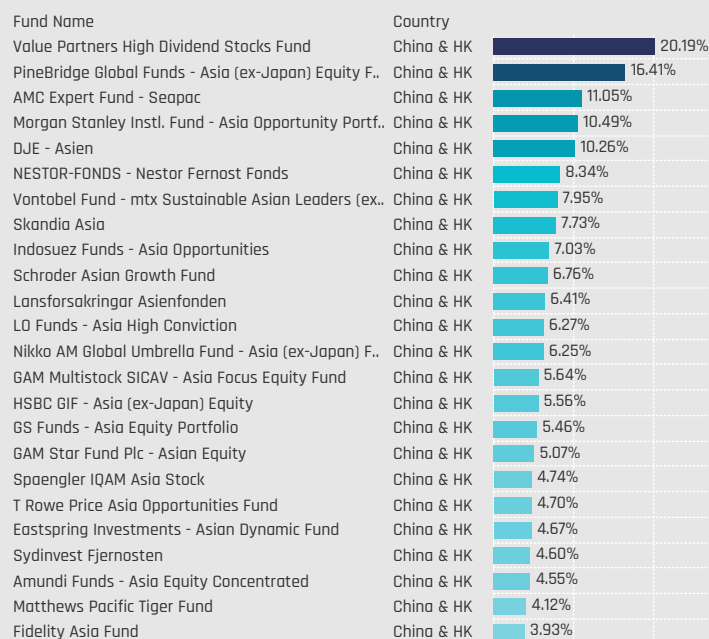


Country Allocations Relative to Benchmark

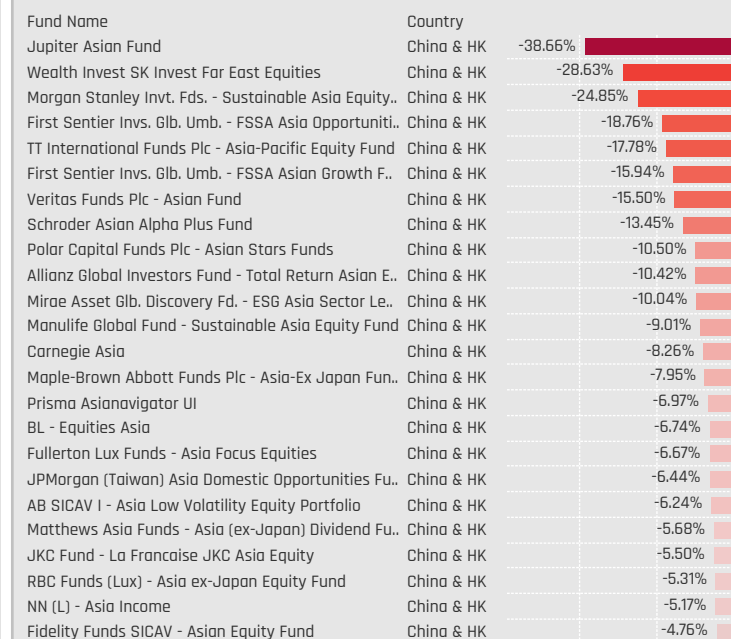
Major Countries: Average Weight vs AAXJ / Z-Score (7/31/2011 - Present)



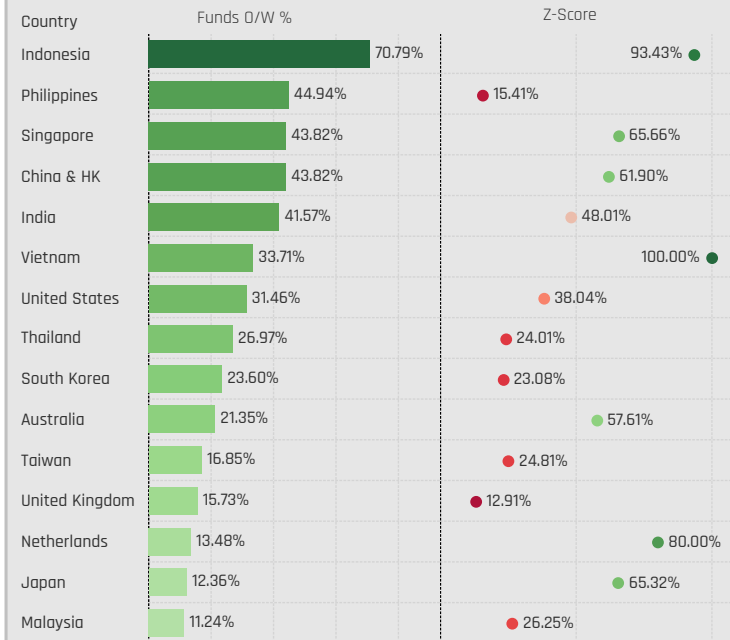
Largest Fund Country Overweights, % [China & HK]



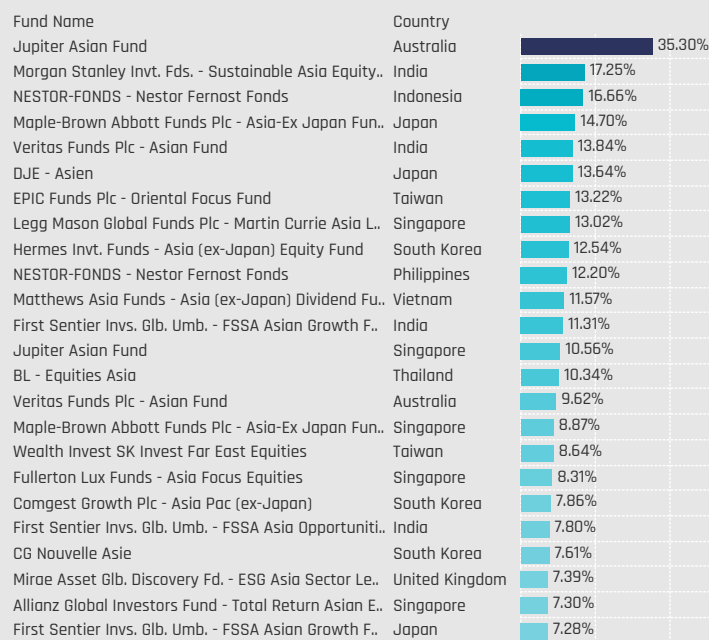
Largest Fund Country Underweights, % [China & HK]



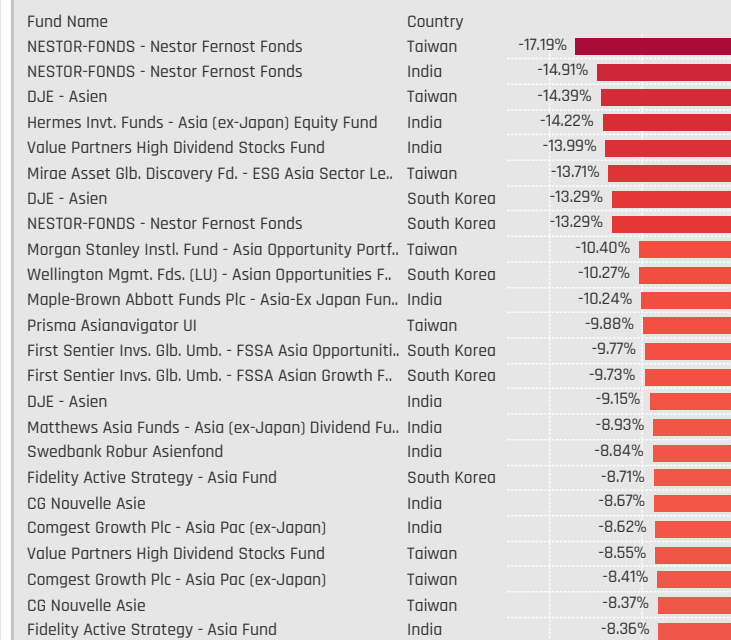
Major Countries: Funds Overweight % / Z-Score (7/31/2011 - Present)



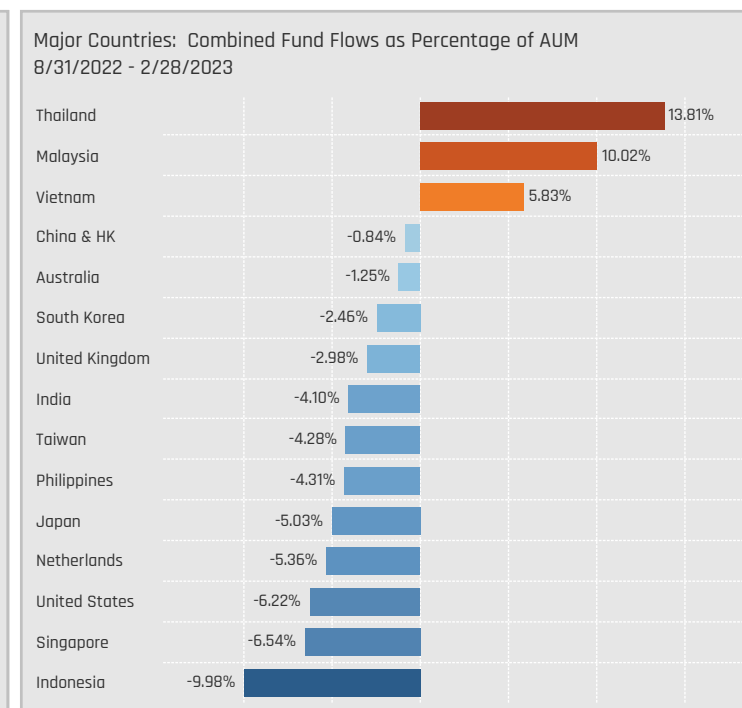
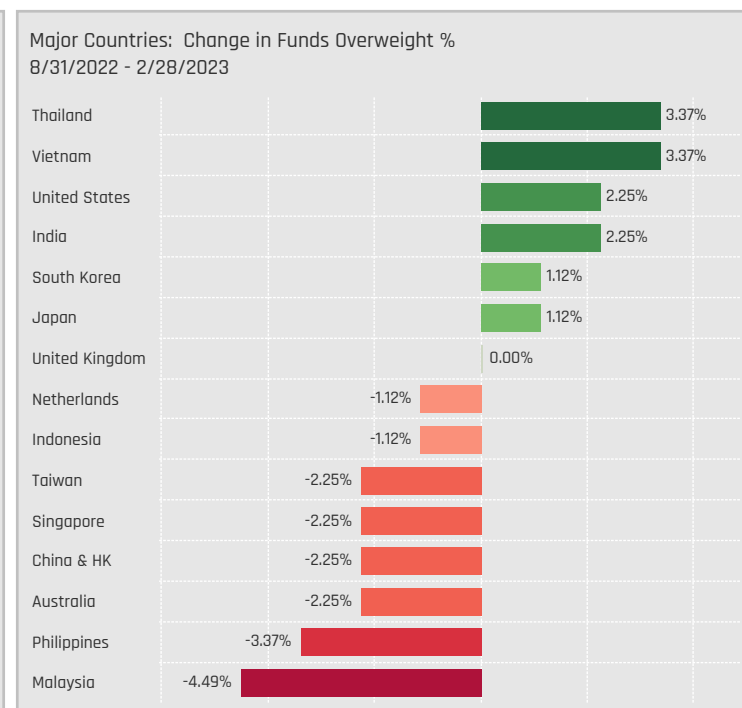
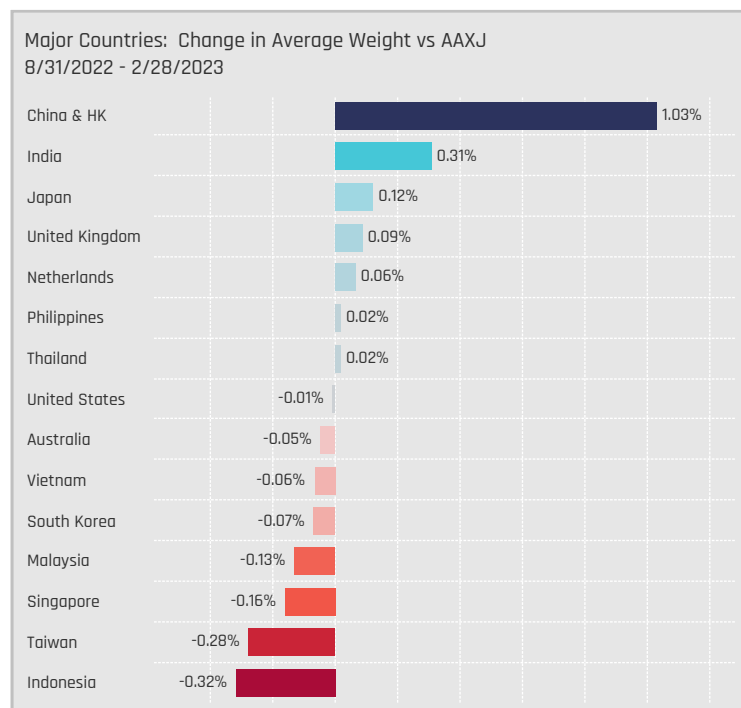
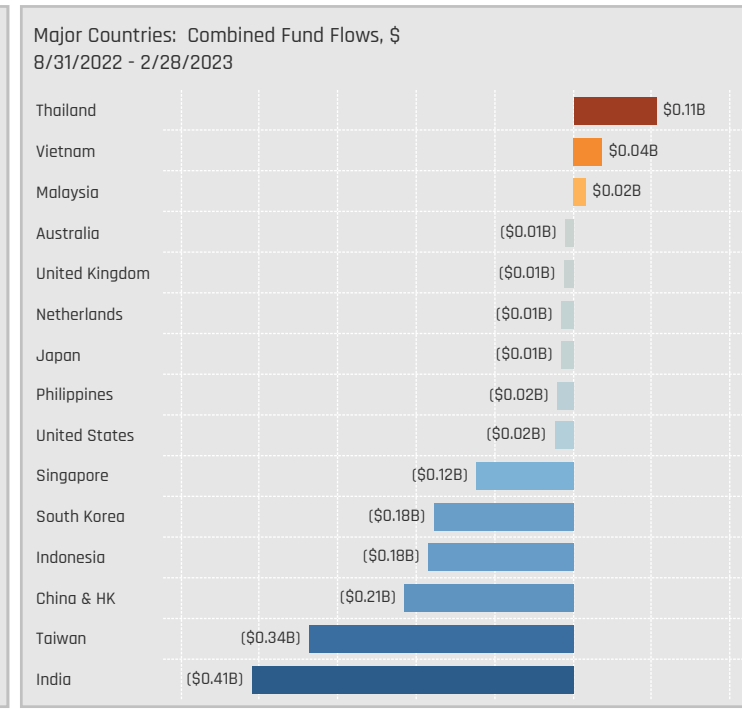
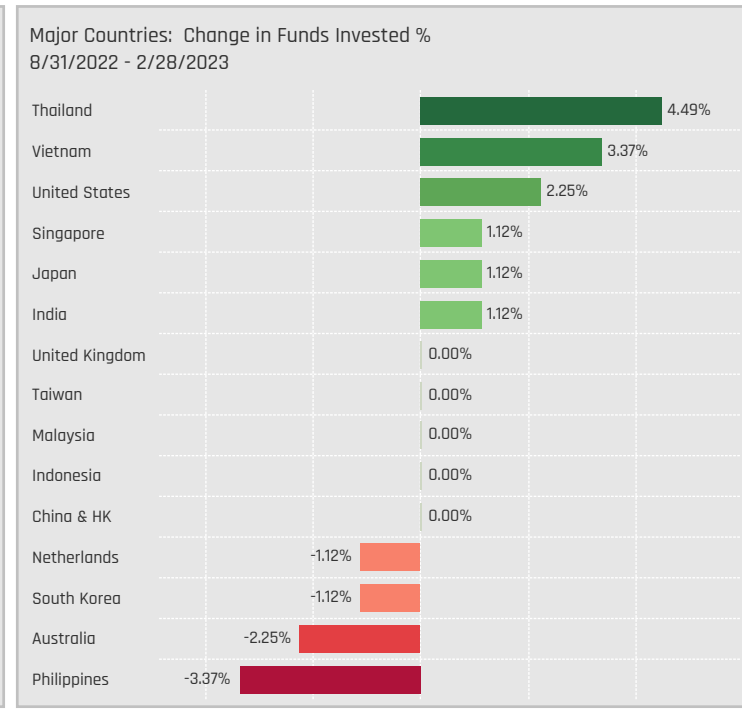
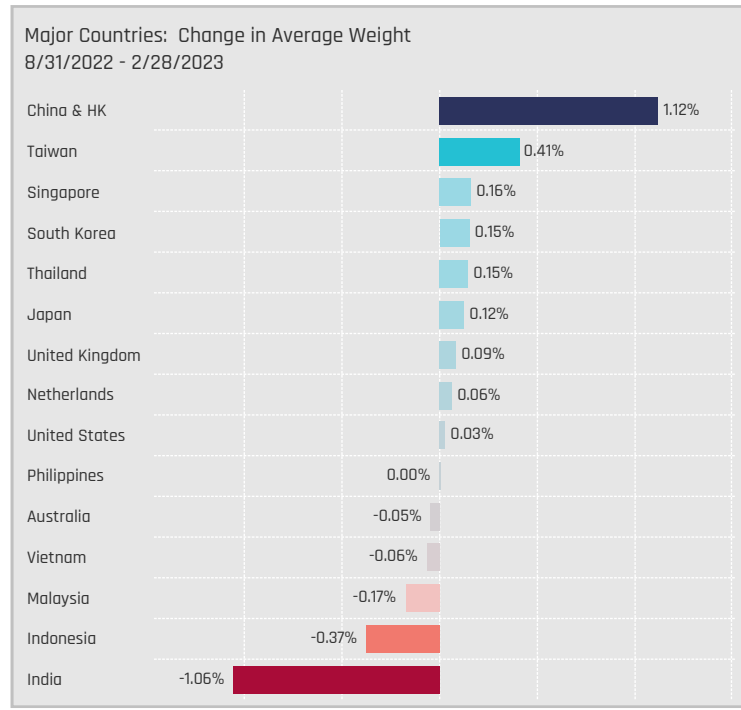
Largest Fund Country Overweights, % [Ex-China & HK]



Largest Fund Country Underweights, % [Ex-China & HK]



Country Allocation Changes [Aggregate]



Country Allocation Changes [Fund Level]

Largest Changes in Country Weight, % [China & HK]. 8/31/2022 - 2/28/2023

Fund Name	New or Closed	Country	Fund Weight, %	Weight Change, %
Fidelity Active Strategy - Asia Fund		China & HK	43.18%	10.78%
Fullerton Lux Funds - Asia Focus Equities		China & HK	36.95%	9.85%
Swedbank Robur Asienfond		China & HK	46.68%	7.94%
Matthews Asia Funds - Asia (ex-Japan) Dividen..		China & HK	37.93%	7.92%
BlackRock Global Funds - Asian Growth Leaders..		China & HK	41.21%	7.90%
Invesco Funds - Asia Opportunities Equity Fund		China & HK	39.84%	7.31%
EPIC Funds Plc - Oriental Focus Fund		China & HK	39.10%	6.90%
NESTOR-FONDS - Nestor Fernost Fonds		China & HK	51.96%	6.43%
LD Funds - Asia High Conviction		China & HK	49.89%	5.80%
Spaengler IQAM Asia Stack		China & HK	48.36%	5.40%
Skandia Asia		China & HK	51.35%	5.14%
Sydinvest Fjernosten		China & HK	48.22%	5.07%
JPMorgan (Taiwan) Asia Domestic Opportunitie..		China & HK	37.18%	-2.18%
TT International Funds Plc - Asia-Pacific Equity ..		China & HK	25.84%	-2.27%
Hamon Asian Funds - Asia ESG Focus Fund		China & HK	40.25%	-2.42%
Franklin Asian Equity Fund		China & HK	42.01%	-2.49%
AMC Expert Fund - Seapac		China & HK	54.67%	-2.50%
Aberdeen Asian Opportunities Fund		China & HK	43.10%	-2.95%
FTIF SICAV - Asian Growth Fund		China & HK	39.14%	-3.01%
Hermes Inv. Funds - Asia (ex-Japan) Equity Fu..		China & HK	42.85%	-3.51%
BL - Equities Asia		China & HK	36.88%	-3.54%
Allianz Global Investors Fund - Total Return Asi..		China & HK	33.20%	-4.38%
Handelsbanken Asien Tema		China & HK	39.87%	-5.10%
Maple-Brown Abbott Funds Plc - Asia-Ex Japan ..		China & HK	35.66%	-16.63%

Largest Country Level Fund Flows, \$. [China & HK] 8/31/2022 - 2/28/2023

Fund Name	New or Closed	Country	Fund AUM, \$	Fund Flows, \$
Swedbank Robur Asienfond		China & HK	\$311M	\$141.7M
Matthews Asia Funds - Asia (ex-Japan) Dividen..		China & HK	\$184M	\$133.3M
Baillie Gifford Overseas Growth Fund - Pacific F..		China & HK	\$1,187M	\$63.2M
iShares Tr. - MSCI All Country Asia ex-Japan ETF		China & HK	\$1,320M	\$60.9M
Eastspring Investments - Asian Dynamic Fund		China & HK	\$102M	\$56.8M
Fidelity Inv. Funds - Asia Fund		China & HK	\$1,726M	\$29.9M
Invesco Funds - Asia Opportunities Equity Fund		China & HK	\$147M	\$28.0M
BlackRock Global Funds - Asian Growth Leaders..		China & HK	\$297M	\$24.6M
Fidelity Asia Fund		China & HK	\$376M	\$24.3M
Sydinvest Fjernosten		China & HK	\$136M	\$24.1M
Fullerton Lux Funds - Asia Focus Equities		China & HK	\$74M	\$20.9M
DJE - Asien		China & HK	\$87M	\$15.6M
Fidelity Inv. Trust - Emerging Asia Fund		China & HK	\$431M	(\$21.2M)
Vontobel Fund - mtX Sustainable Asian Leaders..		China & HK	\$476M	(\$23.3M)
Ninety One Glob. Strat. Fd. - Asian Equity Fund		China & HK	\$391M	(\$25.3M)
T. Rowe Price Funds SICAV - Asian ex-Japan Eq..		China & HK	\$263M	(\$28.5M)
Handelsbanken Asien Tema		China & HK	\$325M	(\$33.8M)
Morgan Stanley Instl. Fund - Asia Opportunity P..		China & HK	\$112M	(\$39.3M)
AB FCP I - Asia (ex-Japan) Equity Portfolio		China & HK	\$151M	(\$52.1M)
JPMorgan Fund ICVC - Asia Growth Fund		China & HK	\$332M	(\$72.2M)
FTIF SICAV - Asian Growth Fund		China & HK	\$786M	(\$92.8M)
Schroder ISF - Asian Opportunities		China & HK	\$2,497M	(\$104.4M)
T Rowe Price New Asia Fund		China & HK	\$1,158M	(\$133.1M)
Matthews Pacific Tiger Fund		China & HK	\$2,040M	(\$165.1M)

Largest Changes in Country Weight, % [Ex-China & HK]. 8/31/2022 - 2/28/2023

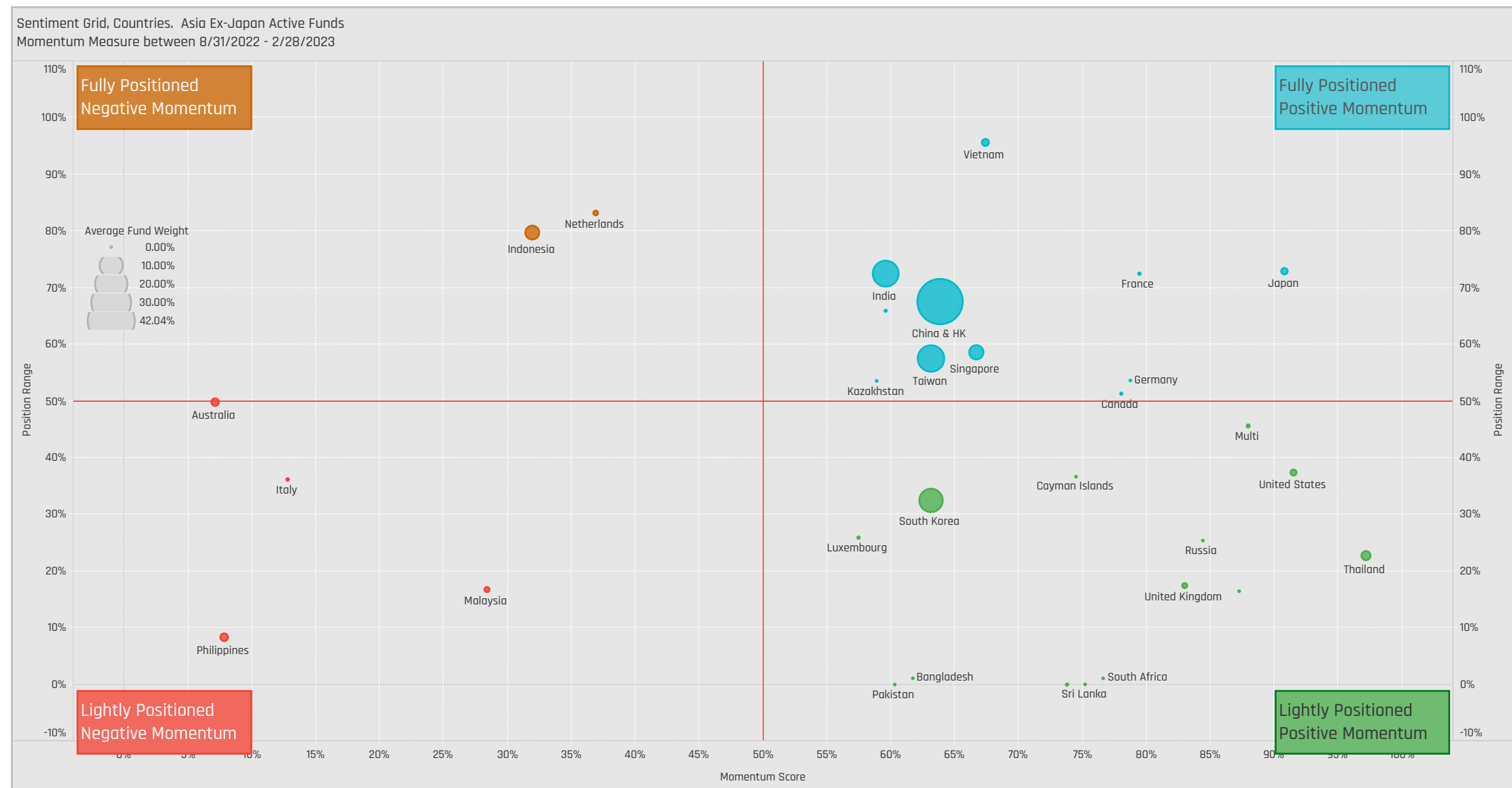
Fund Name	New or Closed	Country	Fund Weight, %	Weight Change, %
Maple-Brown Abbott Funds Plc - Asia-Ex Japan ..	New	Japan	14.70%	14.70%
Maple-Brown Abbott Funds Plc - Asia-Ex Japan ..		Singapore	12.74%	10.69%
Maple-Brown Abbott Funds Plc - Asia-Ex Japan ..		Taiwan	11.62%	8.88%
EPIC Funds Plc - Oriental Focus Fund		India	14.72%	6.28%
Prisma Asianavigator UI		South Korea	14.33%	6.09%
Matthews Asia Funds - Asia (ex-Japan) Dividen..	New	India	5.98%	5.98%
Invesco Funds - Asia Opportunities Equity Fund		Taiwan	22.17%	5.92%
GAM Star Fund Plc - Asian Equity		Singapore	5.00%	4.12%
Matthews Asia Funds - Asia (ex-Japan) Dividen..		Vietnam	11.57%	4.00%
Eastspring Investments - Asian Dynamic Fund	New	Thailand	3.89%	3.89%
Eastspring Investments - Asian Dynamic Fund		Taiwan	13.55%	3.89%
Prisma Asianavigator UI		India	9.02%	3.75%
Invesco Funds - Asia Opportunities Equity Fund		India	15.56%	-3.98%
Carnegie Asia		Vietnam	0.98%	-4.04%
Lansforsakringar Asienfonden		India	14.34%	-4.14%
NESTOR-FONDS - Nestor Fernost Fonds		Indonesia	18.85%	-5.01%
Matthews Asia Funds - Asia (ex-Japan) Dividen..		Singapore	1.20%	-5.10%
Maple-Brown Abbott Funds Plc - Asia-Ex Japan ..		South Korea	6.62%	-5.69%
Swedbank Robur Asienfond		India	6.07%	-5.98%
Fullerton Lux Funds - Asia Focus Equities		India	18.29%	-6.28%
DJE - Asien	Close	South Korea	0.00%	-6.70%
DJE - Asien		Japan	13.64%	-7.84%
Matthews Asia Funds - Asia (ex-Japan) Dividen..		Malaysia	3.28%	-9.14%
Maple-Brown Abbott Funds Plc - Asia-Ex Japan ..		India	4.67%	-9.24%

Largest Country Level Fund Flows, \$. [Ex-China & HK] 8/31/2022 - 2/28/2023

Fund Name	New or Closed	Country	Fund AUM, \$	Fund Flows, \$
Matthews Pacific Tiger Fund	New	Thailand	\$159M	\$131.9M
Matthews Asia Funds - Asia (ex-Japan) Dividen..		Taiwan	\$101M	\$62.6M
Matthews Asia Funds - Asia (ex-Japan) Dividen..		Vietnam	\$56M	\$52.7M
T Rowe Price New Asia Fund		South Korea	\$251M	\$51.7M
Swedbank Robur Asienfond		Taiwan	\$111M	\$38.8M
FTIF SICAV - Asian Growth Fund		India	\$438M	\$36.5M
Matthews Asia Funds - Asia (ex-Japan) Dividen..	New	India	\$29M	\$31.5M
Hermes Inv. Funds - Asia (ex-Japan) Equity Fu..		South Korea	\$739M	\$30.3M
Swedbank Robur Asienfond		South Korea	\$78M	\$30.3M
T Rowe Price New Asia Fund	New	Malaysia	\$25M	\$25.9M
Fidelity Funds SICAV - Asian Equity Fund		Taiwan	\$117M	\$25.5M
Matthews Asia Funds - Asia (ex-Japan) Dividen..		South Korea	\$43M	\$25.1M
BlackRock Global Funds - Asian Growth Leaders..		Taiwan	\$91M	(\$43.2M)
JPMorgan Fund ICVC - Asia Growth Fund		Taiwan	\$114M	(\$44.7M)
Schroder ISF - Asian Opportunities		India	\$784M	(\$45.7M)
T Rowe Price New Asia Fund		Taiwan	\$352M	(\$45.7M)
JPMorgan Fund ICVC - Asia Growth Fund		Indonesia	\$43M	(\$47.0M)
Matthews Pacific Tiger Fund		Indonesia	\$123M	(\$53.3M)
Fidelity Inv. Funds - Asia Fund		India	\$695M	(\$73.3M)
Matthews Pacific Tiger Fund		South Korea	\$370M	(\$77.8M)
Baillie Gifford Overseas Growth Fund - Pacific F..		South Korea	\$366M	(\$81.9M)
Matthews Pacific Tiger Fund		Singapore	\$76M	(\$82.7M)
Matthews Pacific Tiger Fund		Taiwan	\$680M	(\$107.0M)
Matthews Pacific Tiger Fund		India	\$644M	(\$121.8M)

Country Sentiment Grid

We combine the latest Country positioning, long-term positioning and short-term fund activity in the 'Sentiment Grid', below. The Y-Axis measures where today's ownership levels in each Country sit relative to the long-term range. We calculate the Z-Score of today's average weight, funds invested % and funds O/W %, relative to all monthly observations in our fund history (going back to 7/31/2011). A figure close to 100% would indicate today's positioning is close to its maximum ever level, a figure close to zero, the lowest. The X-axis provides a measure of short-term fund activity, or 'Momentum', by looking at the changes in average weight, funds invested % and funds o/w % between 8/31/2022 and 2/28/2023, relative to each Country. A figure above 50% means a Country has seen relative increases in ownership, a figure below 50% indicates a relative decrease in positioning. The size of the bubble represents the average weight of each Country.



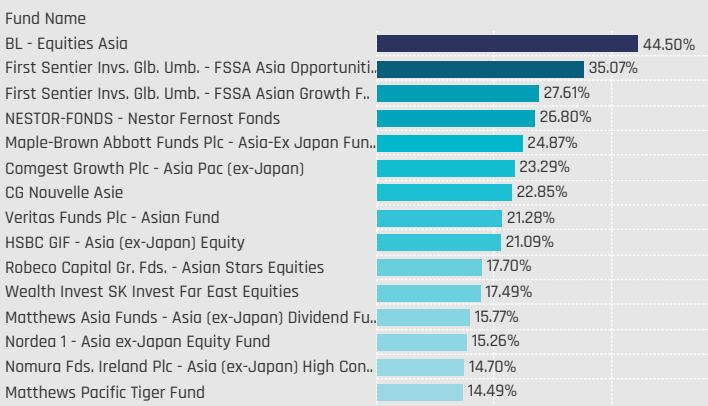
Position Range: Average of:
Z-Score Average Weight vs history
Z-Score Funds Invested % vs history
Z-Score Funds O/W % vs history

Momentum Score: Average of:
Change in Average Weight (Percentile vs Peers)
Change in Funds Invested % (Percentile vs Peers)
Change in Funds O/W % (Percentile vs Peers)

Sector Group Allocations


Sector Group Allocations

Defensive: Largest Fund Weights, %

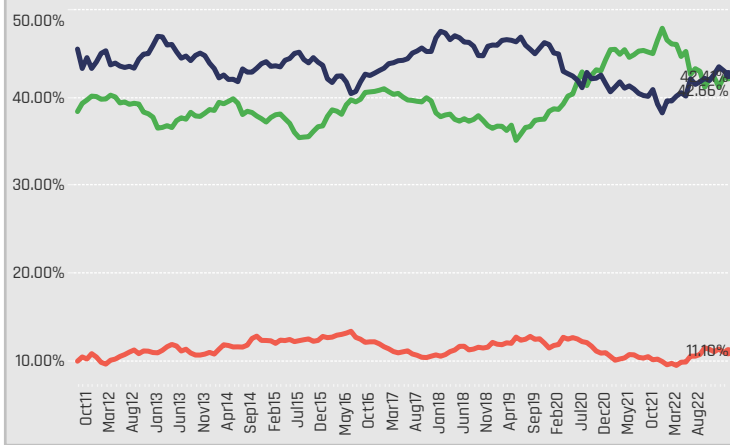


Defensives: Consumer Staples, Health Care, Utilities
 Cyclical: Consumer Discretionary, Financials, Materials, Real Estate
 Sensitive: Communication Services, Energy, Industrials, Information Technology


Average Fund Weight by Sector Group



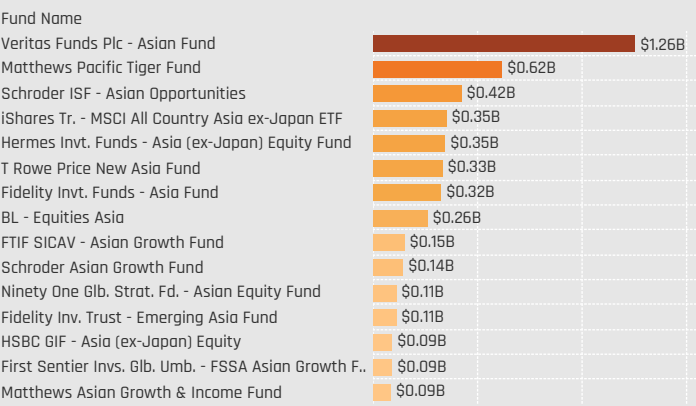
Average Fund Weight Time-Series by Sector Group



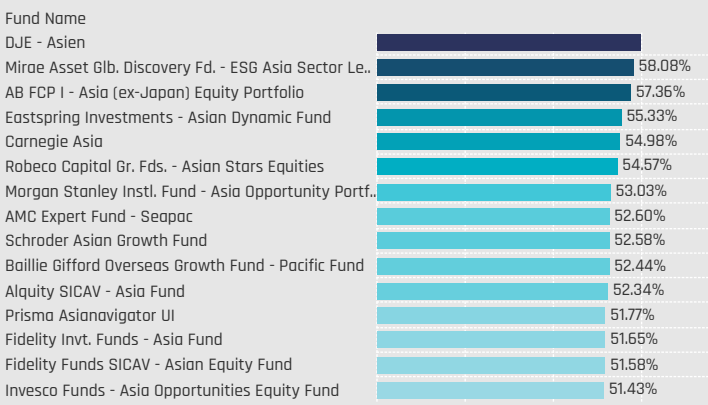
Combined Fund AUM, \$ by Sector Group



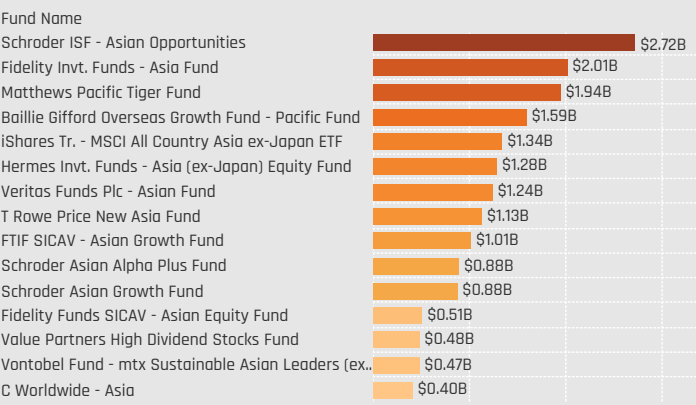
Defensive: Largest Fund AUM, \$



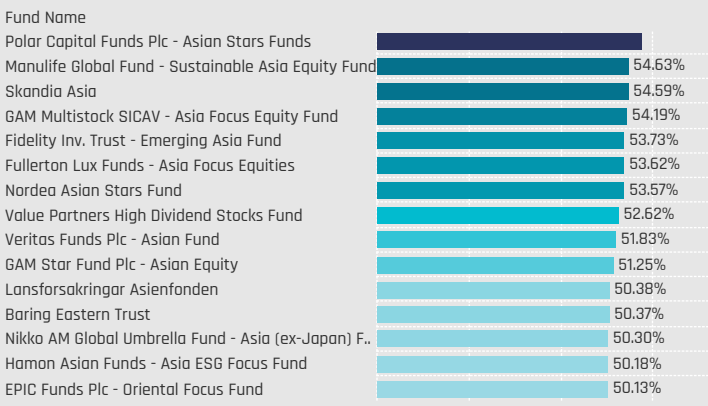
Cyclical: Largest Fund Weights, %



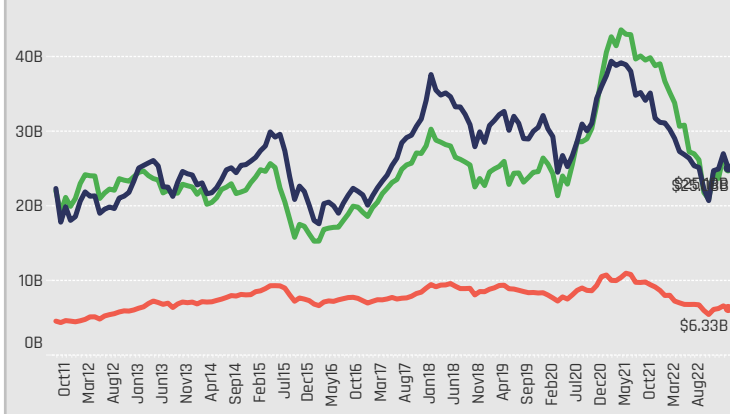
Cyclical: Largest Fund AUM, \$



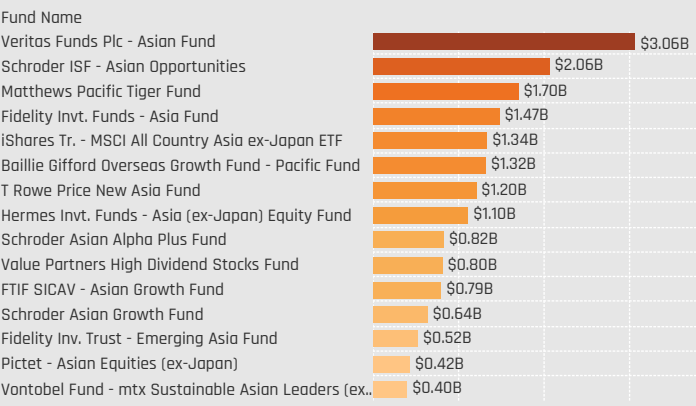
Sensitive: Largest Fund Weights, %



Combined Fund AUM, \$ Time-Series by Sector Group

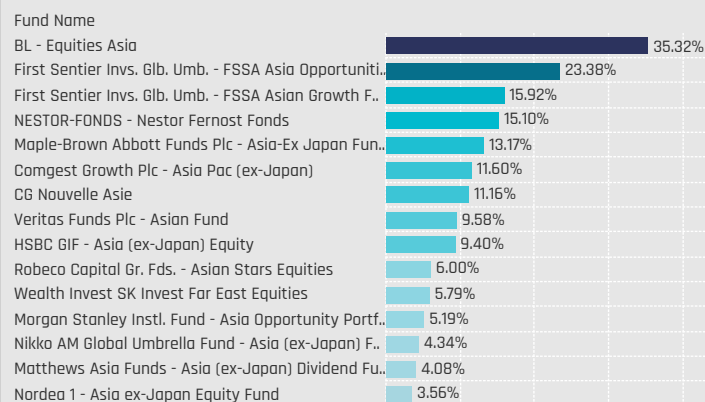


Sensitive: Largest Fund AUM, \$



Sector Group Allocations Relative to Benchmark

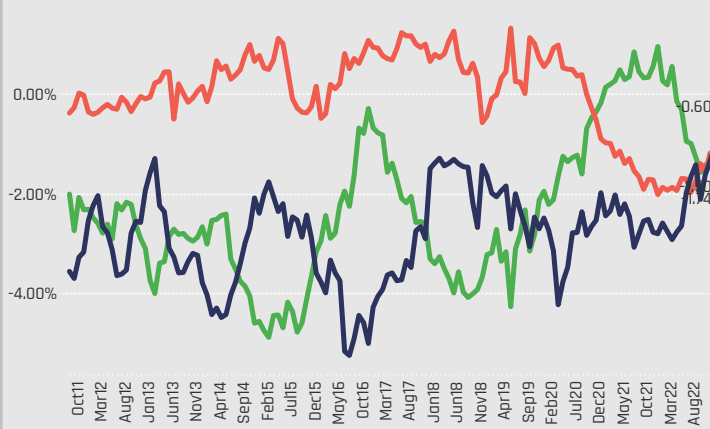
Defensive: Largest Overweight Allocations, %



Average Fund Weight vs AAXJ by Sector Group



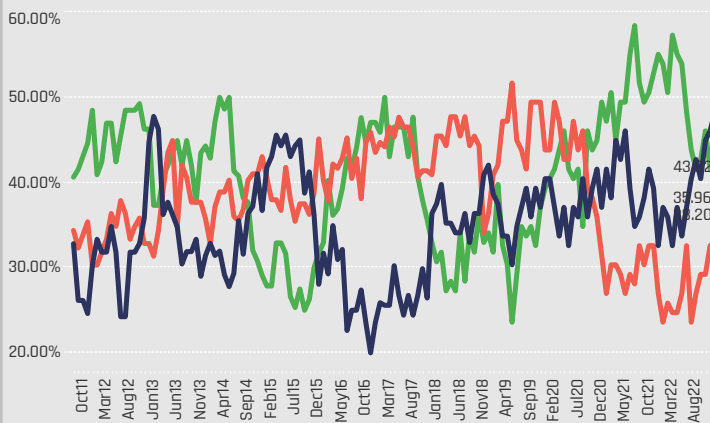
Average Fund Weight vs AAXJ Time-Series by Sector Group



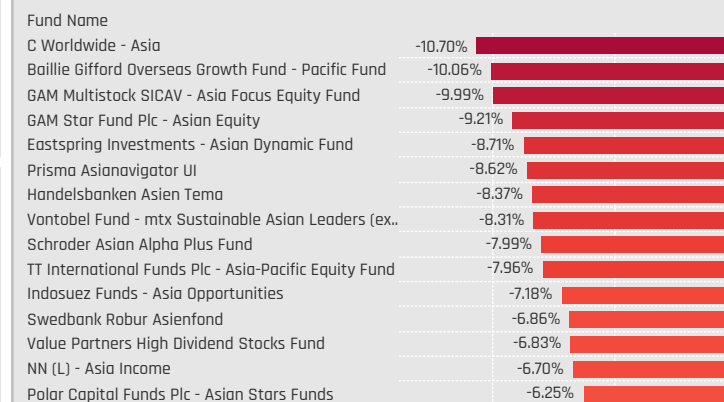
Percentage of Funds Overweight the AAXJ by Sector Group



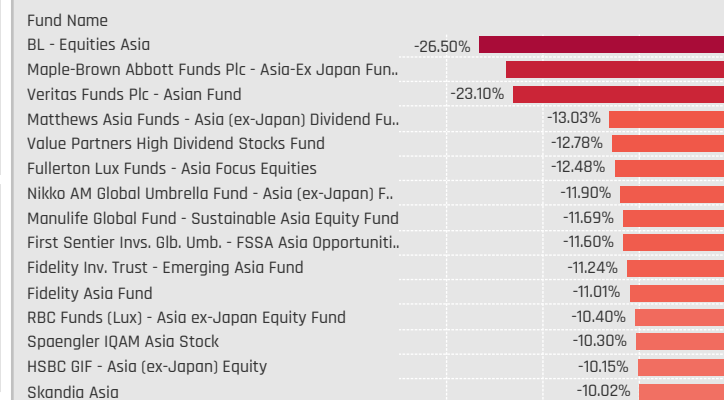
Percentage of Funds Overweight the AAXJ Time-Series by Sector Group



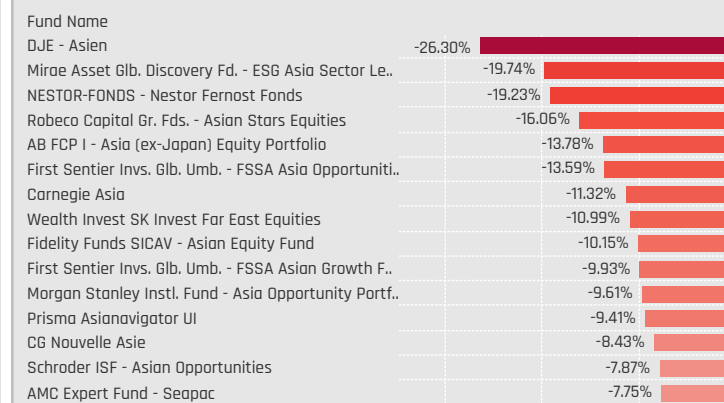
Defensive: Largest Underweight Allocations, %



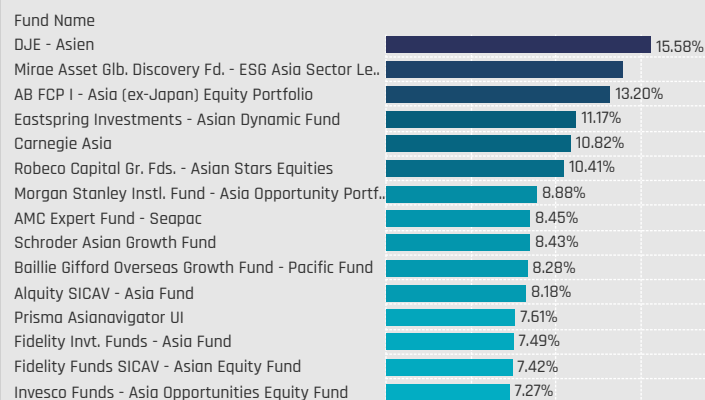
Cyclical: Largest Underweight Allocations, %



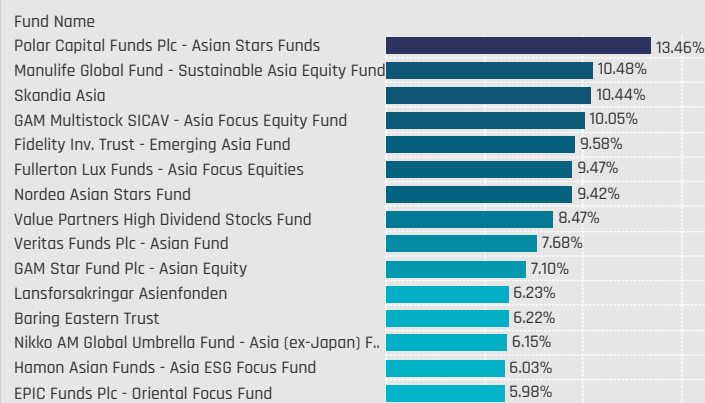
Sensitive: Largest Underweight Allocations, %



Cyclical: Largest Overweight Allocations, %



Sensitive: Largest Overweight Allocations, %



Sector Group Allocation Changes [Fund Level]

Defensives: Largest Changes in Fund Weight, %. 8/31/2022 - 2/28/2023

Fund Name	New or Closed	Fund Weight, %	Weight Change, %
Maple-Brown Abbott Funds Plc - Asia-Ex Japan Fund		24.87%	12.82%
Matthews Asia Funds - Asia (ex-Japan) Dividend Fund		15.77%	9.03%
First Sentier Invs. Glb. Umb. - FSSA Asia Opportunities Fund		35.07%	5.57%
Nomura Fds. Ireland Plc - Asia (ex-Japan) High Conviction		14.70%	4.95%
Robeco Capital Gr. Fds. - Asian Stars Equities		17.70%	4.67%
First Sentier Invs. Glb. Umb. - FSSA Asian Growth Fund		27.61%	4.27%
Spaengler IQAM Asia Stock		14.46%	3.69%
Vontobel Fund - mtX Sustainable Asian Leaders (ex-Japan)		3.39%	-2.77%
T. Rowe Price Funds SICAV - Asian ex-Japan Eq. Fund		12.28%	-3.13%
T Rowe Price New Asia Fund		12.24%	-3.14%
Syinvest Fjernosten		10.99%	-3.82%
AB FCP I - Asia (ex-Japan) Equity Portfolio		8.46%	-3.96%
DJE - Asien		10.39%	-3.97%
GAM Star Fund Plc - Asian Equity		2.49%	-4.69%

Defensives: Largest Fund Flows, \$. 8/31/2022 - 2/28/2023

Fund Name	New or Closed	Fund AUM, \$	Fund Flows, \$
Matthews Asia Funds - Asia (ex-Japan) Dividend Fund		\$77M	\$63.3M
Swedbank Robur Asienfond		\$32M	\$23.5M
Fidelity Asia Fund		\$81M	\$13.9M
iShares Tr. - MSCI All Country Asia ex-Japan ETF		\$354M	\$11.0M
Nomura Fds. Ireland Plc - Asia (ex-Japan) High Conviction		\$46M	\$10.9M
First Sentier Invs. Glb. Umb. - FSSA Asian Growth Fund		\$89M	\$9.0M
Handelsbanken Asien Tema		\$27M	\$8.5M
FTIF SICAV - Asian Growth Fund		\$147M	(\$22.7M)
AB FCP I - Asia (ex-Japan) Equity Portfolio		\$27M	(\$25.6M)
T. Rowe Price Funds SICAV - Asian ex-Japan Eq. Fund		\$76M	(\$26.9M)
JPMorgan Fund ICVC - Asia Growth Fund		\$75M	(\$32.6M)
Fidelity Invt. Funds - Asia Fund		\$323M	(\$41.2M)
Matthews Pacific Tiger Fund		\$619M	(\$107.3M)
T Rowe Price New Asia Fund		\$334M	(\$121.9M)

Cyclicals: Largest Changes in Fund Weight, %. 8/31/2022 - 2/28/2023

Fund Name	New or Closed	Fund Weight, %	Weight Change, %
Fidelity Active Strategy - Asia Fund		40.29%	10.06%
NESTOR-FONDS - Nestor Fernost Fonds		41.50%	7.57%
Syinvest Fjernosten		44.92%	7.28%
Matthews Pacific Tiger Fund		45.35%	6.65%
PineBridge Global Funds - Asia (ex-Japan) Equity Fund		45.69%	5.66%
Ninety One Glb. Strat. Fd. - Asian Equity Fund		43.78%	4.67%
Nordea 1 - Asia ex-Japan Equity Fund		38.24%	4.49%
Spaengler IQAM Asia Stock		33.85%	-2.77%
Alquity SICAV - Asia Fund		52.34%	-3.04%
Polar Capital Funds Plc - Asian Stars Funds		35.74%	-3.17%
Aberdeen Asian Opportunities Fund		44.47%	-4.29%
GAM Multistock SICAV - Asia Focus Equity Fund		41.84%	-5.29%
Matthews Asia Funds - Asia (ex-Japan) Dividend Fund		31.13%	-11.09%
Maple-Brown Abbott Funds Plc - Asia-Ex Japan Fund		20.42%	-15.46%

Cyclicals: Largest Fund Flows, \$. 8/31/2022 - 2/28/2023

Fund Name	New or Closed	Fund AUM, \$	Fund Flows, \$
Matthews Asia Funds - Asia (ex-Japan) Dividend Fund		\$151M	\$99.5M
Swedbank Robur Asienfond		\$298M	\$86.4M
Eastspring Investments - Asian Dynamic Fund		\$117M	\$64.2M
iShares Tr. - MSCI All Country Asia ex-Japan ETF		\$1,336M	\$64.2M
Hermes Invt. Funds - Asia (ex-Japan) Equity Fund		\$1,281M	\$44.3M
Syinvest Fjernosten		\$127M	\$21.6M
Fidelity Funds SICAV - Asian Equity Fund		\$513M	\$20.6M
Morgan Stanley Instl. Fund - Asia Opportunity Portfolio		\$110M	(\$50.1M)
BlackRock Global Funds - Asian Growth Leaders Fund		\$303M	(\$53.5M)
Vontobel Fund - mtX Sustainable Asian Leaders (ex-Japa..		\$472M	(\$57.2M)
FTIF SICAV - Asian Growth Fund		\$1,011M	(\$64.0M)
AB FCP I - Asia (ex-Japan) Equity Portfolio		\$185M	(\$69.9M)
JPMorgan Fund ICVC - Asia Growth Fund		\$337M	(\$87.0M)
Schroder ISF - Asian Opportunities		\$2,718M	(\$136.7M)

Sensitives: Largest Changes in Fund Weight, %. 8/31/2022 - 2/28/2023

Fund Name	New or Closed	Fund Weight, %	Weight Change, %
GAM Multistock SICAV - Asia Focus Equity Fund		54.19%	7.81%
Matthews Asia Funds - Asia (ex-Japan) Dividend Fund		47.65%	6.29%
Prisma Asianavigator UI		34.74%	6.21%
GAM Star Fund Plc - Asian Equity		51.25%	3.38%
Skandia Asia		54.59%	3.23%
Polar Capital Funds Plc - Asian Stars Funds		57.61%	2.99%
Vontobel Fund - mtX Sustainable Asian Leaders (ex-Japan)		42.83%	2.83%
Aberdeen Asian Opportunities Fund		40.19%	-4.85%
Robeco Capital Gr. Fds. - Asian Stars Equities		28.08%	-5.75%
NN (L) - Asia Income		47.03%	-6.20%
Mirae Asset Glb. Discovery Fd. - ESG Asia Sector Leader Equi..		24.41%	-6.46%
DJE - Asien		17.85%	-7.27%
PineBridge Global Funds - Asia (ex-Japan) Equity Fund		44.09%	-7.31%
Ninety One Glb. Strat. Fd. - Asian Equity Fund		40.17%	-7.38%

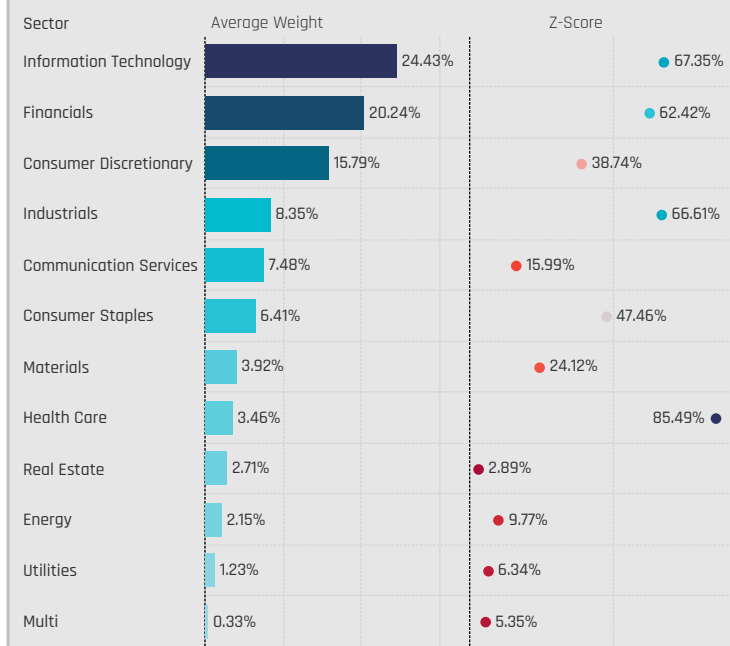
Sensitives: Largest Fund Flows, \$. 8/31/2022 - 2/28/2023

Fund Name	New or Closed	Fund AUM, \$	Fund Flows, \$
Matthews Asia Funds - Asia (ex-Japan) Dividend Fund		\$232M	\$167.6M
Swedbank Robur Asienfond		\$272M	\$86.1M
Eastspring Investments - Asian Dynamic Fund		\$83M	\$48.5M
iShares Tr. - MSCI All Country Asia ex-Japan ETF		\$1,336M	\$48.0M
FTIF SICAV - Asian Growth Fund		\$790M	\$31.1M
Fidelity Asia Fund		\$356M	\$22.0M
Fidelity Funds SICAV - Asian Equity Fund		\$338M	\$16.4M
Fidelity Invt. Funds - Asia Fund		\$1,468M	(\$65.8M)
BlackRock Global Funds - Asian Growth Leaders Fund		\$289M	(\$69.4M)
Baillie Gifford Overseas Growth Fund - Pacific Fund		\$1,322M	(\$74.2M)
Ninety One Glb. Strat. Fd. - Asian Equity Fund		\$349M	(\$75.6M)
Schroder ISF - Asian Opportunities		\$2,061M	(\$100.5M)
JPMorgan Fund ICVC - Asia Growth Fund		\$335M	(\$101.8M)
Matthews Pacific Tiger Fund		\$1,702M	(\$390.4M)

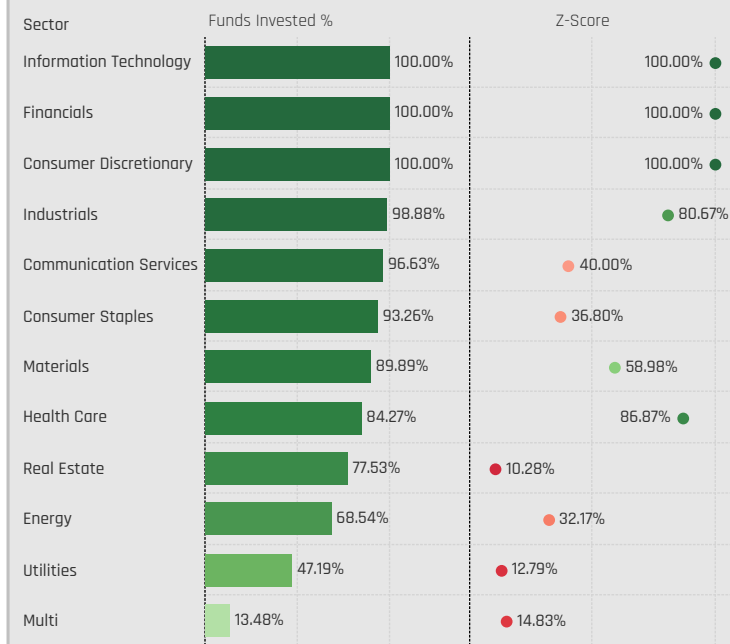
Sector Allocations

Sector Allocations

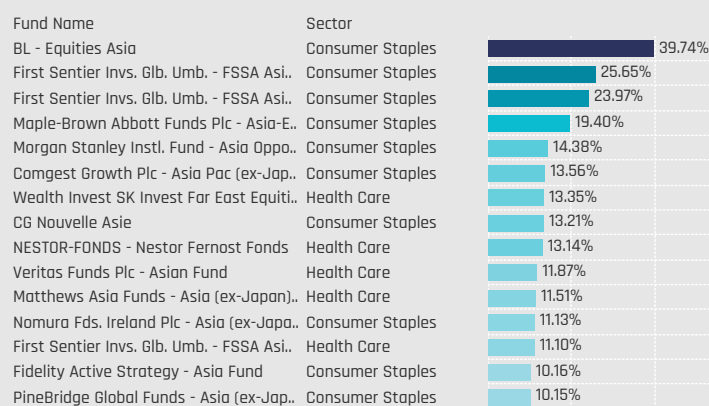
Sectors: Average Fund Weights / Z-Score (7/31/2011 - Present)



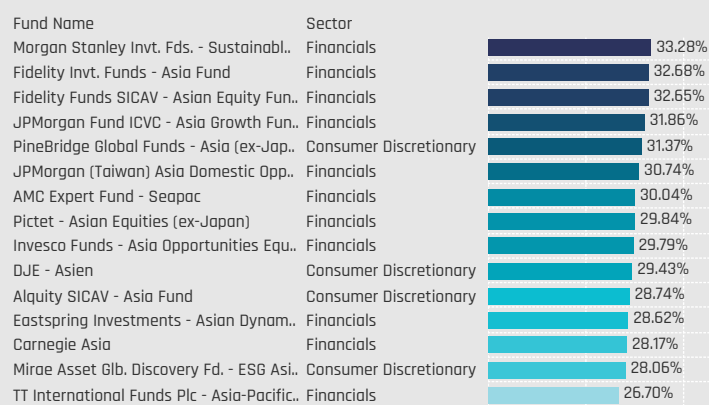
Sectors: Funds Invested %



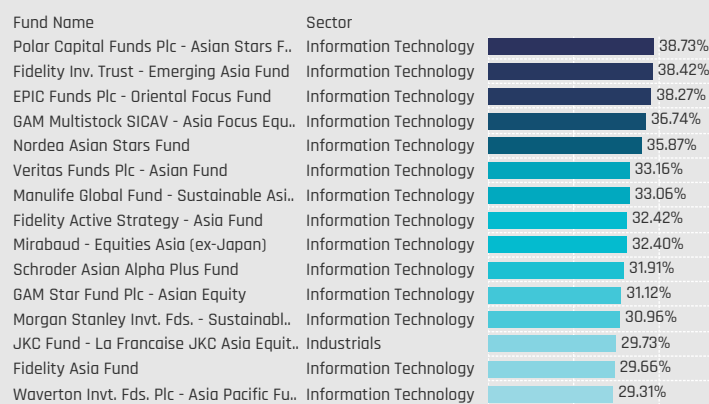
Defensive Sectors: Largest Fund Weights, %



Cyclical Sectors: Largest Fund Weights, %



Sensitive Sectors: Largest Fund Weights, %



Defensive Sectors: Largest Fund AUM, \$



Cyclical Sectors: Largest Fund AUM, \$

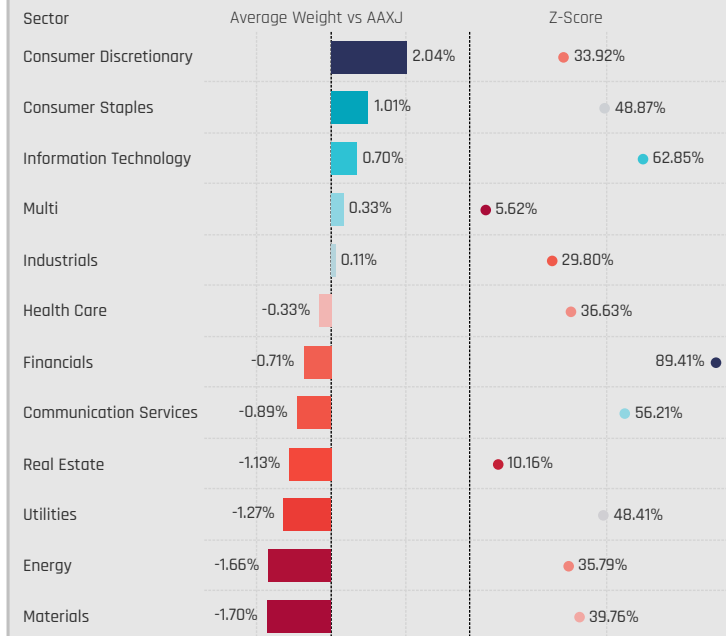


Sensitive Sectors: Largest Fund AUM, \$

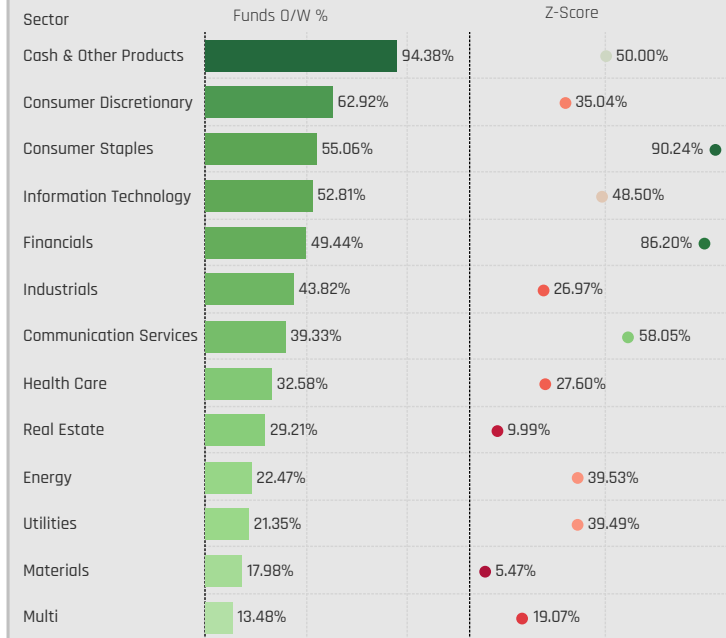


Sector Allocations Relative to Benchmark

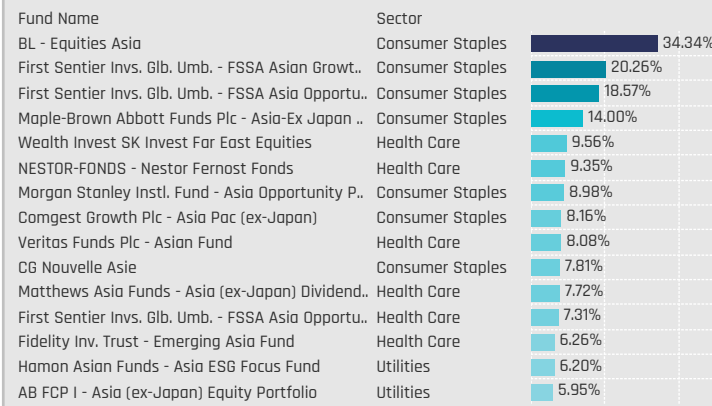
Sectors: Average Weight vs AAXJ / Z-Score (7/31/2011 - Present)



Sectors: Funds Overweight % / Z-Score (7/31/2011 - Present)



Defensive Sectors: Largest Fund Overweights, %



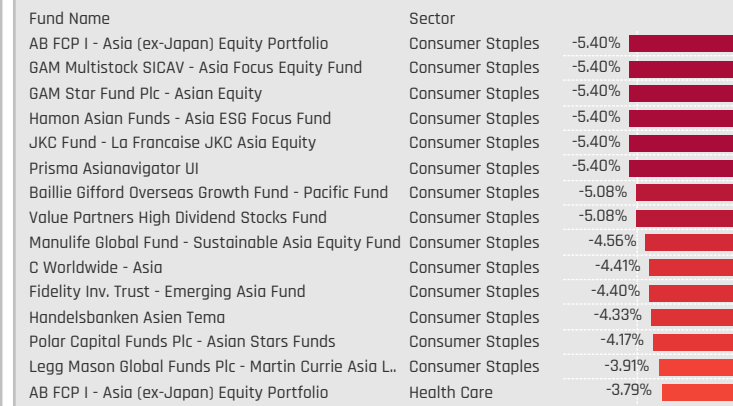
Cyclical Sectors: Largest Fund Overweights, %



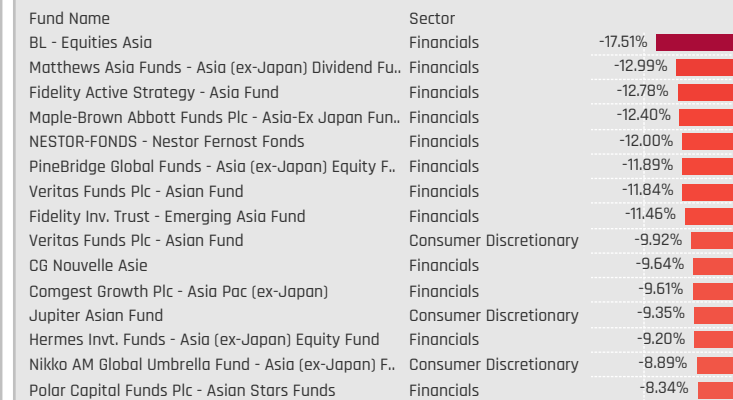
Sensitive Sectors: Largest Fund Overweights, %



Defensive Sectors: Largest Fund Underweights, %



Cyclical Sectors: Largest Fund Underweights, %

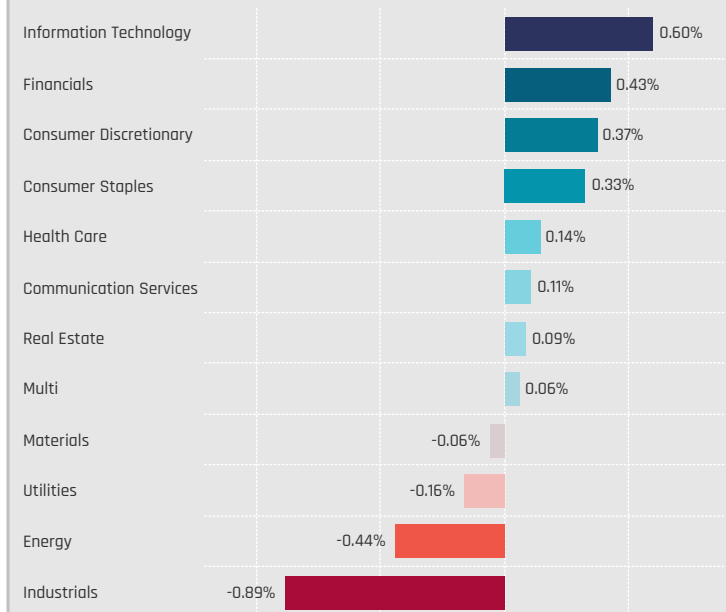


Sensitive Sectors: Largest Fund Underweights, %

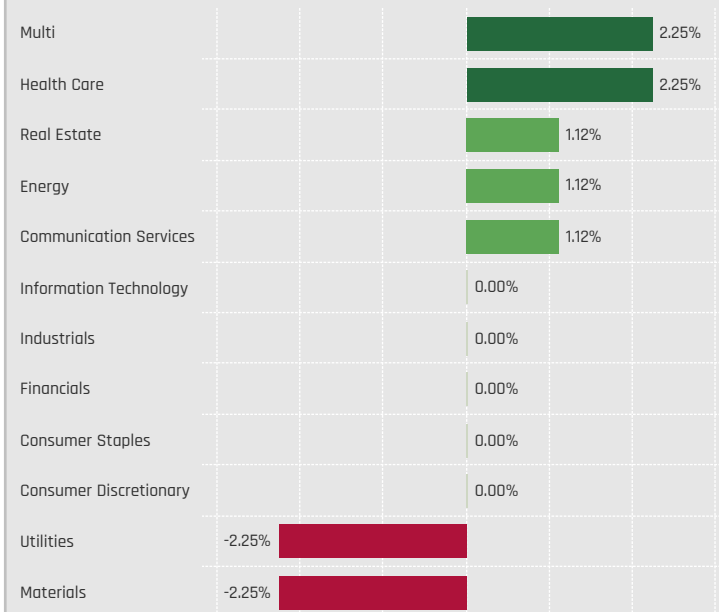


Sector Allocation Changes [Aggregate]

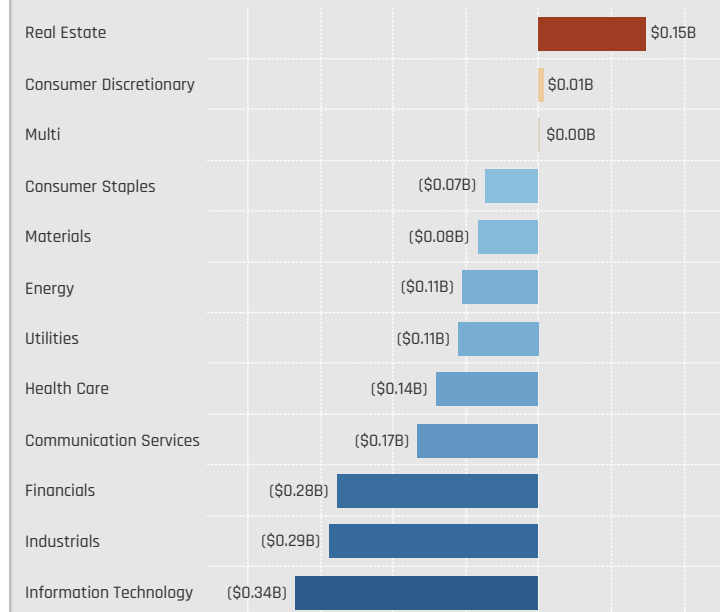
Sectors: Change in Average Weight
8/31/2022 - 2/28/2023



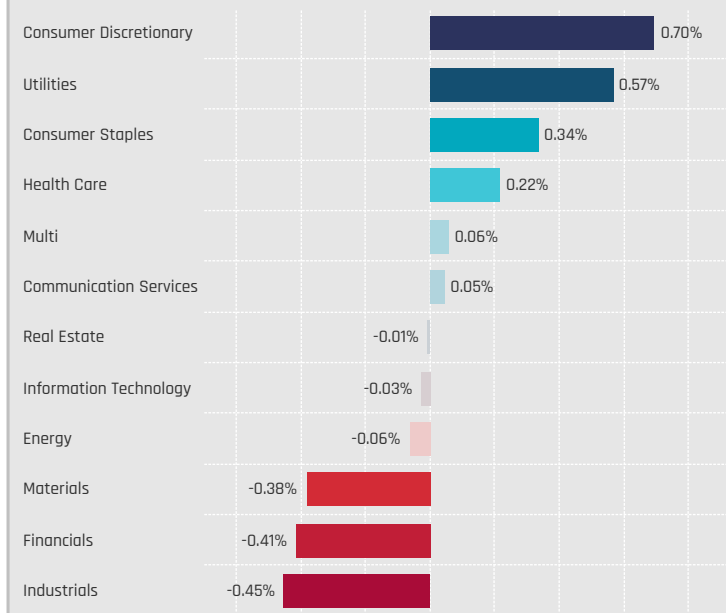
Sectors: Change in Funds Invested %
8/31/2022 - 2/28/2023



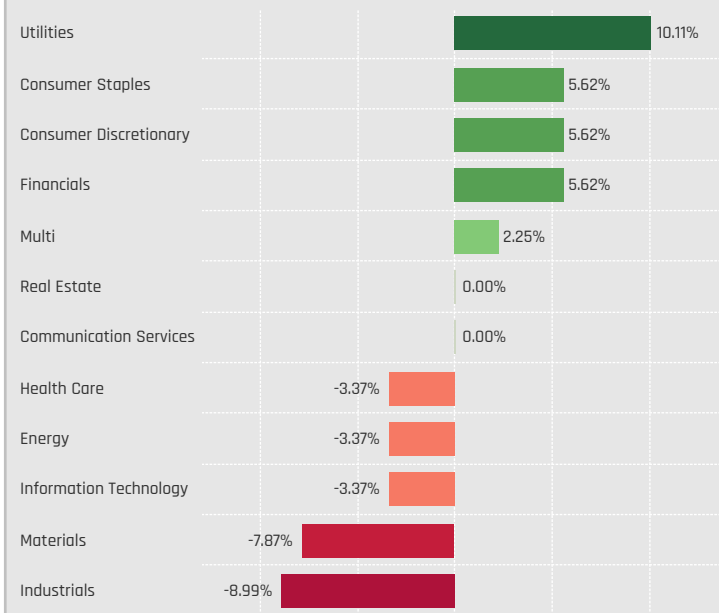
Sectors: Combined Fund Flows, \$
8/31/2022 - 2/28/2023



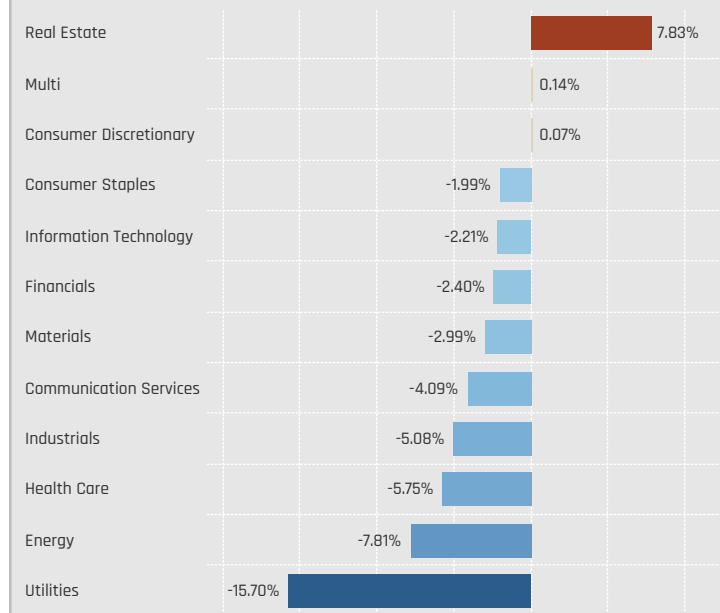
Sectors: Change in Average Weight vs AAXJ
8/31/2022 - 2/28/2023



Sectors: Change in Funds Overweight %
8/31/2022 - 2/28/2023



Sectors: Combined Fund Flows as Percentage of AUM
8/31/2022 - 2/28/2023



Sector Allocation Changes [Fund Level]

Defensive Sectors: Largest Changes in Fund Weight, % 8/31/2022 - 2/28/2023

Fund Name	New or C.	Sector	Fund Weight, %	Weight Change, %
Maple-Brown Abbott Funds Plc - Asia-Ex Japan ..		Consumer Staples	19.40%	10.49%
Matthews Asia Funds - Asia (ex-Japan) Dividen..		Health Care	11.51%	4.76%
Nomura Fds. Ireland Plc - Asia (ex-Japan) High ..		Consumer Staples	11.13%	4.06%
Robeco Capital Gr. Fds. - Asian Stars Equities		Health Care	9.58%	3.77%
PineBridge Global Funds - Asia (ex-Japan) Equit..		Consumer Staples	10.15%	3.53%
First Sentier Invs. Glb. Umb. - FSSA Asia Opport..		Consumer Staples	23.97%	3.52%
First Sentier Invs. Glb. Umb. - FSSA Asian Growt..		Consumer Staples	25.65%	3.43%
DJE - Asien		Health Care	3.40%	-2.59%
Sydinvest Fjernosten		Utilities	0.58%	-2.63%
Lansforsakringar Asienfonden		Consumer Staples	6.72%	-2.65%
Vantobel Fund - mtx Sustainable Asian Leaders..		Consumer Staples	3.39%	-2.77%
Fullerton Lux Funds - Asia Focus Equities		Utilities	1.41%	-3.28%
GAM Star Fund Plc - Asian Equity	Close	Consumer Staples	0.00%	-3.90%
AB FCP I - Asia (ex-Japan) Equity Portfolio		Utilities	8.46%	-3.95%

Defensive Sectors: Largest Fund Flows, \$ 8/31/2022 - 2/28/2023

Fund Name	New or Cl.	Sector	Fund AUM, \$	Fund Flows, \$
Matthews Asia Funds - Asia (ex-Japan) Dividen..		Health Care	\$56M	\$41.3M
Fidelity Invt. Funds - Asia Fund		Consumer Staples	\$226M	\$21.3M
LO Funds - Asia High Conviction		Health Care	\$20M	\$15.9M
Matthews Asia Funds - Asia (ex-Japan) Dividen..	New	Consumer Staples	\$13M	\$13.3M
Swedbank Robur Asienfond		Health Care	\$15M	\$12.8M
Fidelity Funds SICAV - Asian Equity Fund		Consumer Staples	\$55M	\$11.3M
BlackRock Global Funds - Asian Growth Leaders..		Consumer Staples	\$70M	\$10.9M
AB FCP I - Asia (ex-Japan) Equity Portfolio		Utilities	\$27M	(\$25.6M)
Fidelity Invt. Funds - Asia Fund		Health Care	\$97M	(\$27.7M)
Fidelity Invt. Funds - Asia Fund	Close	Utilities		(\$34.8M)
T Rowe Price New Asia Fund		Consumer Staples	\$160M	(\$40.2M)
Matthews Pacific Tiger Fund		Consumer Staples	\$405M	(\$42.8M)
Matthews Pacific Tiger Fund		Health Care	\$100M	(\$48.5M)
T Rowe Price New Asia Fund		Health Care	\$90M	(\$71.6M)

Cyclical Sectors: Largest Changes in Fund Weight, % 8/31/2022 - 2/28/2023

Fund Name	New or C.	Sector	Fund Weight, %	Weight Change, %
Fidelity Active Strategy - Asia Fund		Consumer Discretionary	19.80%	10.55%
AB FCP I - Asia (ex-Japan) Equity Portfolio		Financials	24.14%	7.29%
BlackRock Global Funds - Asian Growth Leaders..		Consumer Discretionary	12.87%	6.64%
Robeco Capital Gr. Fds. - Asian Stars Equities		Consumer Discretionary	23.69%	5.92%
NESTOR-FONDS - Nestor Fernost Fonds		Consumer Discretionary	25.48%	5.71%
Eastspring Investments - Asian Dynamic Fund		Consumer Discretionary	16.64%	5.48%
LO Funds - Asia High Conviction	New	Real Estate	5.40%	5.40%
First Sentier Invs. Glb. Umb. - FSSA Asian Growt..		Consumer Discretionary	6.90%	-5.18%
Swedbank Robur Asienfond		Financials	24.68%	-5.31%
AB FCP I - Asia (ex-Japan) Equity Portfolio		Real Estate	4.99%	-5.92%
DJE - Asien		Consumer Discretionary	29.43%	-6.96%
Matthews Asia Funds - Asia (ex-Japan) Dividen..		Consumer Discretionary	18.01%	-7.07%
Maple-Brown Abbott Funds Plc - Asia-Ex Japan ..		Financials	8.55%	-8.74%
Maple-Brown Abbott Funds Plc - Asia-Ex Japan ..		Consumer Discretionary	6.90%	-10.20%

Cyclical Sectors: Largest Fund Flows, \$ 8/31/2022 - 2/28/2023

Fund Name	New or Cl.	Sector	Fund AUM, \$	Fund Flows, \$
Matthews Pacific Tiger Fund		Real Estate	\$407M	\$118.8M
Swedbank Robur Asienfond		Consumer Discretionary	\$121M	\$66.6M
Fidelity Invt. Funds - Asia Fund		Consumer Discretionary	\$656M	\$67.4M
Matthews Asia Funds - Asia (ex-Japan) Dividen..		Consumer Discretionary	\$88M	\$55.3M
T Rowe Price New Asia Fund		Real Estate	\$166M	\$44.5M
BlackRock Global Funds - Asian Growth Leaders..		Consumer Discretionary	\$93M	\$33.7M
Eastspring Investments - Asian Dynamic Fund		Financials	\$61M	\$32.1M
Matthews Pacific Tiger Fund		Consumer Discretionary	\$728M	(\$46.2M)
BlackRock Global Funds - Asian Growth Leaders..		Financials	\$185M	(\$51.0M)
T Rowe Price New Asia Fund		Consumer Discretionary	\$371M	(\$54.6M)
Fidelity Invt. Funds - Asia Fund		Financials	\$1,273M	(\$55.3M)
Matthews Pacific Tiger Fund		Financials	\$672M	(\$56.5M)
JPMorgan Fund ICVC - Asia Growth Fund		Financials	\$239M	(\$69.1M)
Schroder ISF - Asian Opportunities		Consumer Discretionary	\$1,081M	(\$76.6M)

Sensitive Sectors: Largest Changes in Fund Weight, % 8/31/2022 - 2/28/2023

Fund Name	New or C.	Sector	Fund Weight, %	Weight Change, %
GAM Multistock SICAV - Asia Focus Equity Fund		Information Technology	36.74%	12.33%
Matthews Asia Funds - Asia (ex-Japan) Dividen..		Information Technology	23.73%	7.24%
Fullerton Lux Funds - Asia Focus Equities		Communication Services	19.01%	6.42%
GAM Star Fund Plc - Asian Equity		Information Technology	31.12%	5.88%
Carnegie Asia		Information Technology	22.32%	5.62%
GAM Star Fund Plc - Asian Equity		Communication Services	14.41%	5.33%
Maple-Brown Abbott Funds Plc - Asia-Ex Japan ..		Industrials	12.06%	4.81%
DJE - Asien		Information Technology	5.42%	-5.33%
Maple-Brown Abbott Funds Plc - Asia-Ex Japan ..		Information Technology	8.71%	-5.55%
PineBridge Global Funds - Asia (ex-Japan) Equit..		Communication Services	2.22%	-5.76%
First Sentier Invs. Glb. Umb. - FSSA Asian Growt..		Industrials	4.89%	-6.07%
NN (L) - Asia Income		Industrials	10.45%	-6.42%
Fullerton Lux Funds - Asia Focus Equities		Energy	4.56%	-7.16%
Carnegie Asia		Communication Services	7.46%	-8.32%

Sensitive Sectors: Largest Fund Flows, \$ 8/31/2022 - 2/28/2023

Fund Name	New or Cl.	Sector	Fund AUM, \$	Fund Flows, \$
Matthews Asia Funds - Asia (ex-Japan) Dividen..		Information Technology	\$115M	\$88.5M
Swedbank Robur Asienfond		Information Technology	\$171M	\$67.5M
Matthews Asia Funds - Asia (ex-Japan) Dividen..		Industrials	\$96M	\$61.9M
FTIF SICAV - Asian Growth Fund	New	Energy	\$36M	\$43.3M
Fidelity Funds SICAV - Asian Equity Fund		Information Technology	\$262M	\$34.2M
Eastspring Investments - Asian Dynamic Fund		Information Technology	\$42M	\$24.2M
iShares Tr. - MSCI All Country Asia ex-Japan ETF		Information Technology	\$718M	\$22.0M
Baillie Gifford Overseas Growth Fund - Pacific F..		Industrials	\$315M	(\$48.7M)
Fidelity Invt. Funds - Asia Fund		Information Technology	\$986M	(\$53.3M)
JPMorgan Fund ICVC - Asia Growth Fund		Information Technology	\$189M	(\$63.2M)
Schroder ISF - Asian Opportunities		Information Technology	\$1,312M	(\$68.8M)
Matthews Pacific Tiger Fund		Communication Services	\$176M	(\$86.8M)
Matthews Pacific Tiger Fund		Information Technology	\$945M	(\$99.3M)
Matthews Pacific Tiger Fund		Industrials	\$581M	(\$194.2M)

Sector Sentiment Grid

We combine the latest Sector positioning, long-term positioning and short-term fund activity in the 'Sentiment Grid', below. The Y-Axis measures where today's ownership levels in each Sector sit relative to the long-term range. We calculate the Z-Score of today's average weight, funds invested % and funds o/w %, relative to all monthly observations in our fund history (going back to 7/31/2011). A figure close to 100% would indicate today's positioning is close to its maximum ever level, a figure close to zero, the lowest. The X-axis provides a measure of short-term fund activity, or 'Momentum', by looking at the changes in average weight, funds invested % and funds o/w % between 8/31/2022 and 2/28/2023, relative to each Sector. A figure above 50% means a Sector has seen relative increases in ownership, a figure below 50% indicates a relative decrease in positioning. The size of the bubble represents the average weight of each Sector.



Position Range: Average of:
Z-Score Average Weight vs history
Z-Score Funds Invested % vs history
Z-Score Funds O/W % vs history

Momentum Score: Average of:
Change in Average Weight (Percentile vs Peers)
Change in Funds Invested % (Percentile vs Peers)
Change in Funds O/W % (Percentile vs Peers)



Country / Sector Allocations

Country/Sector Allocations

Country Sectors: Average Fund Weights

Country	Defensive			Cyclical			Sensitive				
	Consumer Staples	Health Care	Utilities	Consumer Discretionary	Financials	Materials	Real Estate	Information Technology	Communication Services	Energy	Industrials
China & HK	3.48%	1.85%	0.96%	11.51%	7.02%	1.21%	1.58%	2.29%	5.97%	0.63%	5.50%
Taiwan	0.17%	0.06%		0.56%	0.25%	0.11%		2.33%	0.00%	0.01%	0.68%
India	0.87%	0.64%	0.21%	0.96%	6.18%	0.45%	0.32%	1.79%	0.36%	1.02%	0.65%
South Korea	0.52%	0.13%	0.02%	0.76%	0.90%	1.03%		6.87%	0.27%	0.12%	0.40%
Singapore	0.07%	0.13%	0.03%	0.45%	2.11%	0.01%	0.30%	0.14%	0.40%	0.01%	0.36%
Indonesia	0.19%	0.20%		0.14%	2.32%	0.28%	0.02%	0.04%	0.25%	0.12%	0.20%
Thailand	0.45%	0.11%	0.00%	0.14%	0.28%	0.09%	0.14%	0.00%	0.04%	0.06%	0.26%
Philippines	0.23%		0.01%	0.25%	0.24%	0.00%	0.20%		0.05%	0.02%	0.09%
Vietnam	0.22%	0.00%	0.01%	0.11%	0.25%	0.03%	0.09%	0.14%		0.00%	0.02%
Malaysia	0.00%	0.03%	0.00%	0.03%	0.20%	0.01%	0.01%	0.10%	0.04%	0.00%	0.03%
Japan	0.10%	0.07%		0.15%	0.01%	0.08%		0.14%	0.10%		0.08%
Australia		0.19%		0.07%	0.13%	0.37%	0.05%	0.04%		0.17%	0.02%
United Kingdom					0.32%	0.11%					
United States		0.01%		0.38%		0.05%		0.18%	0.01%		0.02%
Netherlands		0.00%		0.02%				0.33%			0.02%

Country Sectors: Funds Invested %

Country	Defensive			Cyclical			Sensitive				
	Consumer Staples	Health Care	Utilities	Consumer Discretionary	Financials	Materials	Real Estate	Information Technology	Communication Services	Energy	Industrials
China & HK	77.53%	67.42%	39.33%	98.88%	91.01%	52.81%	59.55%	78.65%	93.26%	26.97%	94.38%
Taiwan	11.24%	3.37%		26.97%	15.73%	7.87%		98.88%	0.00%	1.12%	38.20%
India	38.20%	34.83%	15.73%	51.69%	93.26%	34.83%	20.22%	71.91%	26.97%	42.70%	41.57%
South Korea	28.09%	12.36%	2.25%	42.70%	39.33%	48.31%		96.63%	23.60%	11.24%	24.72%
Singapore	4.49%	4.49%	2.25%	41.57%	64.04%	1.12%	20.22%	8.99%	21.35%	1.12%	24.72%
Indonesia	21.35%	8.99%		11.24%	80.90%	21.35%	6.74%	2.25%	23.60%	6.74%	13.48%
Thailand	22.47%	8.99%	0.00%	12.36%	21.35%	8.99%	11.24%	1.12%	4.49%	4.49%	17.98%
Philippines	17.98%		1.12%	17.98%	16.85%	1.12%	16.85%		6.74%	6.74%	6.74%
Vietnam	17.98%	1.12%	1.12%	8.99%	17.98%	4.49%	7.87%	7.87%		0.00%	3.37%
Malaysia	0.00%	1.12%	0.00%	2.25%	13.48%	1.12%	1.12%	6.74%	3.37%	1.12%	4.49%
Japan	4.49%	2.25%		5.62%	2.25%	2.25%		5.62%	4.49%		5.62%
Australia		6.74%		4.49%	2.25%	11.24%	2.25%	3.37%		6.74%	1.12%
United Kingdom					12.36%	5.62%					
United States		1.12%		19.10%		4.49%		10.11%	1.12%		1.12%
Netherlands		1.12%		1.12%				12.36%			2.25%

Defensive Country/Sectors: Largest Fund Weights, %

Fund Name	Country Sector	Weight
Morgan Stanley Instl. Fund - Asia Oppo.	China & HK Consumer Stapl.	14.38%
First Sentier Invs. Glb. Umb. - FSSA Asi.	China & HK Consumer Stapl.	12.58%
BL - Equities Asia	China & HK Consumer Stapl.	12.50%
First Sentier Invs. Glb. Umb. - FSSA Asi.	China & HK Consumer Stapl.	11.50%
BL - Equities Asia	Thailand Consumer Staples	9.66%
Fidelity Active Strategy - Asia Fund	China & HK Consumer Stapl.	9.59%
Fidelity Asia Fund	China & HK Consumer Stapl.	9.40%
Waverton Inv. Fds. Plc - Asia Pacific Fu.	China & HK Consumer Stapl.	8.84%
Fidelity Inv. Trust - Emerging Asia Fund	China & HK Health Care	8.75%
Hamon Asian Funds - Asia ESG Focus F.	China & HK Utilities	8.71%
GS Funds - Asia Equity Portfolio	China & HK Consumer Stapl.	8.42%
PineBridge Global Funds - Asia (ex-Jap.	China & HK Consumer Stapl.	8.32%
Nomura Fds. Ireland Plc - Asia (ex-Japa.	China & HK Consumer Stapl.	7.90%
Robeco Capital Gr. Fds. - Asian Stars E.	China & HK Health Care	7.86%
Skandia Asia	China & HK Consumer Stapl.	7.39%

Cyclical Country/Sectors: Largest Fund Weights, %

Fund Name	Country Sector	Weight
PineBridge Global Funds - Asia (ex-Jap.	China & HK Consumer Discre.	29.84%
DJE - Asien	China & HK Consumer Discre.	21.55%
Fidelity Active Strategy - Asia Fund	China & HK Consumer Discre.	19.80%
NESTOR-FONDS - Nestor Fernost Fonds	China & HK Consumer Discre.	19.00%
GAM Star Fund Plc - Asian Equity	China & HK Consumer Discre.	18.05%
Morgan Stanley Instl. Fund - Asia Oppo.	India Financials	18.02%
AB FCP I - Asia (ex-Japan) Equity Portf.	China & HK Consumer Discre.	17.28%
GAM Multistock SICAV - Asia Focus Equ.	China & HK Consumer Discre.	16.96%
LD Funds - Asia High Conviction	China & HK Consumer Discre.	16.72%
Comgest Growth Plc - Asia Pac (ex-Jap.	China & HK Consumer Discre.	16.34%
CG Nouvelle Asie	China & HK Consumer Discre.	16.30%
Natixis Intl. Fds. (Lux) I - Natixis Asia Eq.	China & HK Consumer Discre.	16.17%
Mirae Asset Glb. Discovery Fd. - ESG Asi.	China & HK Consumer Discre.	16.13%
Robeco Capital Gr. Fds. - Asian Stars E.	China & HK Consumer Discre.	16.08%
AMC Expert Fund - Seapac	China & HK Consumer Discre.	15.97%

Sensitive Country/Sectors: Largest Fund Weights, %

Fund Name	Country Sector	Weight
EPIC Funds Plc - Oriental Focus Fund	Taiwan Information Technol.	22.91%
Fidelity Active Strategy - Asia Fund	Taiwan Information Technol.	21.06%
JKC Fund - La Francaise JKC Asia Equit.	China & HK Industrials	20.76%
Polar Capital Funds Plc - Asian Stars F.	Taiwan Information Technol.	20.35%
Hamon Asian Funds - Asia ESG Focus F.	Taiwan Information Technol.	19.55%
Invesco Funds - Asia Opportunities Equ.	Taiwan Information Technol.	18.09%
Fidelity Asia Fund	Taiwan Information Technol.	17.50%
NN (L) - Asia Income	Taiwan Information Technol.	17.46%
Manulife Global Fund - Sustainable Asi.	Taiwan Information Technol.	17.34%
Swedbank Robur Asienfond	Taiwan Information Technol.	16.60%
Vontobel Fund - mtx Sustainable Asian.	Taiwan Information Technol.	16.45%
Nordea Asian Stars Fund	Taiwan Information Technol.	16.34%
Jupiter Asian Fund	Taiwan Information Technol.	15.98%
Wealth Invest SK Invest Far East Equit.	Taiwan Information Technol.	15.81%
GS Funds - Asia Equity Portfolio	Taiwan Information Technol.	15.70%

Country/Sector Allocations Relative to Benchmark

Country Sectors: Average Fund Weights vs AAXJ

Country	Defensive			Cyclical			Sensitive				
	Consumer Staples	Health Care	Utilities	Consumer Discretionary	Financials	Materials	Real Estate	Information Technology	Communication Services	Energy	Industrials
China & HK	0.99%	-0.26%	-0.55%	1.74%	-2.43%	-0.18%	-1.24%	-0.05%	-0.63%	-0.56%	1.54%
Taiwan	-0.11%	0.01%		0.24%	-2.02%	-0.93%		0.59%	-0.41%	-0.03%	-0.36%
India	-0.48%	-0.03%	-0.35%	-0.50%	-2.40%	-1.01%	0.24%	-0.55%	-0.05%	-0.81%	-0.29%
South Korea	0.19%	-0.46%	-0.04%	-0.58%	-0.37%	-0.12%		-0.12%	0.14%	-0.07%	-0.82%
Singapore	-0.03%	0.13%	0.03%	-0.06%	0.19%	0.01%	-0.30%	0.07%	0.14%	0.01%	-0.04%
Indonesia	-0.01%	0.15%		0.14%	1.09%	0.07%	0.02%	0.04%	0.02%	0.01%	0.03%
Thailand	0.16%	-0.10%	-0.23%	-0.03%	0.10%	-0.13%	0.03%	-0.21%	-0.10%	-0.29%	0.02%
Philippines	0.12%		-0.05%	0.15%	0.05%	0.00%	-0.03%		0.00%	0.00%	0.02%
Vietnam	0.22%	0.00%	0.01%	0.11%	0.26%	0.03%	0.09%	0.14%		0.00%	0.02%
Malaysia	-0.25%	-0.02%	-0.08%	-0.06%	-0.47%	-0.06%	0.01%	0.07%	-0.11%	-0.08%	-0.17%
Japan	0.10%	0.07%		0.15%	0.01%	0.08%		0.14%	0.10%		0.08%
Australia		0.19%		0.07%	0.13%	0.37%	0.05%	0.04%		0.17%	0.02%
United Kingdom					0.32%	0.11%					
United States		-0.03%		0.38%		-0.02%		0.18%	0.01%		0.02%
Netherlands		0.00%		0.02%				0.33%			0.02%

Country Sectors: Percentage of Funds Overweight the AAXJ

Country	Defensive			Cyclical			Sensitive				
	Consumer Staples	Health Care	Utilities	Consumer Discretionary	Financials	Materials	Real Estate	Information Technology	Communication Services	Energy	Industrials
China & HK	53.93%	34.83%	23.60%	70.79%	23.60%	30.34%	22.47%	34.83%	43.82%	22.47%	67.42%
Taiwan	8.99%	3.37%		26.97%	2.25%	4.49%		60.67%	0.00%	1.12%	23.60%
India	24.72%	30.34%	13.48%	31.46%	76.40%	10.11%	20.22%	34.83%	23.60%	31.46%	33.71%
South Korea	24.72%	8.99%	2.25%	22.47%	22.47%	33.71%		48.31%	23.60%	10.11%	14.61%
Singapore	4.49%	4.49%	2.25%	29.21%	55.06%	1.12%	17.98%	8.99%	20.22%	1.12%	24.72%
Indonesia	20.22%	8.99%		11.24%	76.20%	20.22%	6.74%	2.25%	21.35%	6.74%	11.24%
Thailand	20.22%	8.99%	0.00%	11.24%	21.35%	8.99%	11.24%	0.00%	3.37%	4.49%	16.85%
Philippines	16.85%		1.12%	16.85%	16.85%	1.12%	15.73%		6.74%	3.37%	6.74%
Vietnam	17.98%	1.12%	1.12%	8.99%	17.98%	4.49%	7.87%	7.87%		0.00%	3.37%
Malaysia	0.00%	1.12%	0.00%	2.25%	12.36%	1.12%	1.12%	6.74%	2.25%	1.12%	3.37%
Japan	4.49%	2.25%		5.62%	2.25%	2.25%		5.62%	4.49%		5.62%
Australia		6.74%		4.49%	2.25%	11.24%	2.25%	3.37%		6.74%	1.12%
United Kingdom					12.36%	5.62%					
United States		1.12%		19.10%		4.49%		10.11%	1.12%		1.12%
Netherlands		1.12%		1.12%				12.36%			2.25%

Defensive Country/Sectors: Largest Over/Underweights, %

Fund Name	Country Sector	Weight
Morgan Stanley Instl. Fund - Asi..	China & HK Consumer Staples	11.88%
First Sentier Invs. Glb. Umb. - FS..	China & HK Consumer Staples	10.09%
BL - Equities Asia	China & HK Consumer Staples	10.01%
BL - Equities Asia	Thailand Consumer Staples	9.37%
First Sentier Invs. Glb. Umb. - FS..	China & HK Consumer Staples	9.01%
Hamon Asian Funds - Asia ESG F..	China & HK Utilities	7.20%
Fidelity Active Strategy - Asia F..	China & HK Consumer Staples	7.10%
Fidelity Asia Fund	China & HK Consumer Staples	6.91%
Hamon Asian Funds - Asia ESG F..	China & HK Consumer Staples	-2.49%
GAM Star Fund Plc - Asian Equity	China & HK Consumer Staples	-2.49%
GAM Multistock SICAV - Asia Foc..	China & HK Consumer Staples	-2.49%
EPIC Funds Plc - Oriental Focus ..	China & HK Consumer Staples	-2.49%
Eastspring Investments - Asian ..	China & HK Consumer Staples	-2.49%
Baillie Gifford Overseas Growth ..	China & HK Consumer Staples	-2.49%
AB SICAV I - Asia Low Volatility ..	China & HK Consumer Staples	-2.49%
AB FCP I - Asia (ex-Japan) Equit..	China & HK Consumer Staples	-2.49%

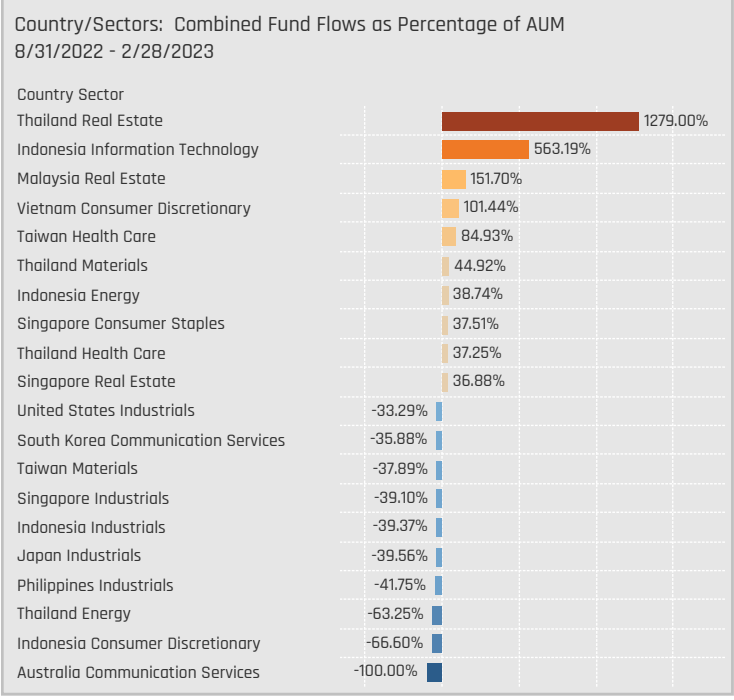
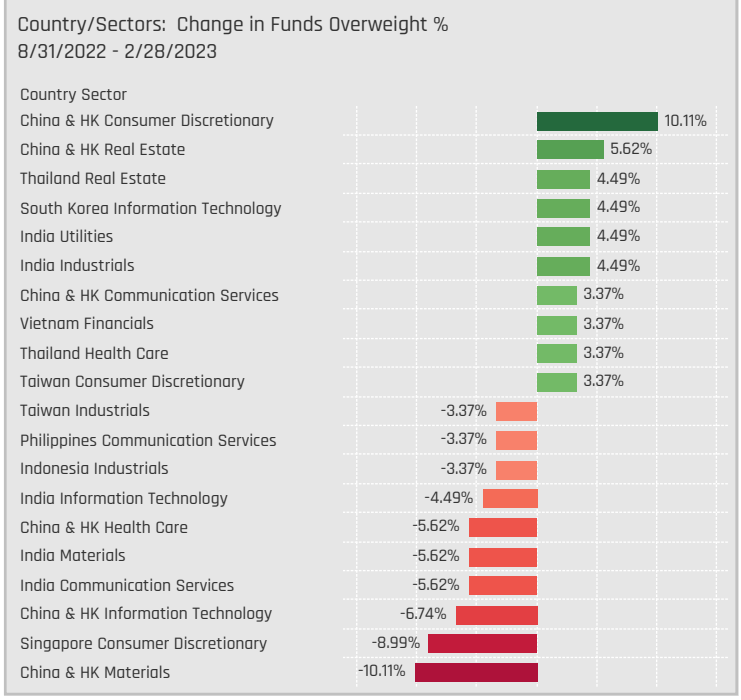
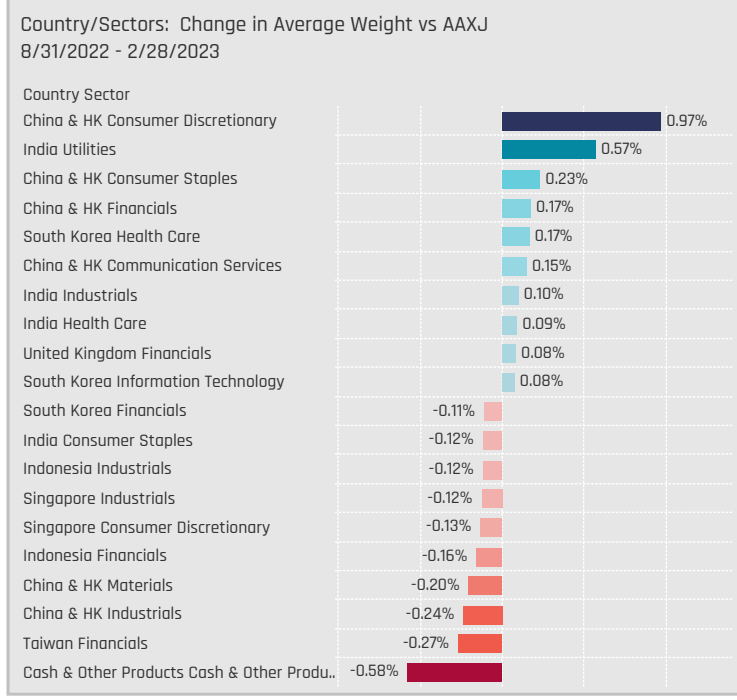
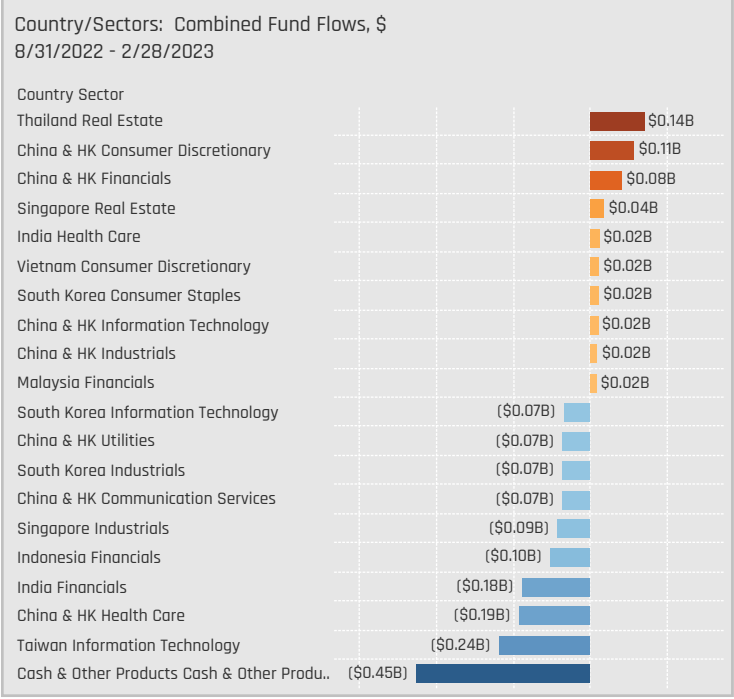
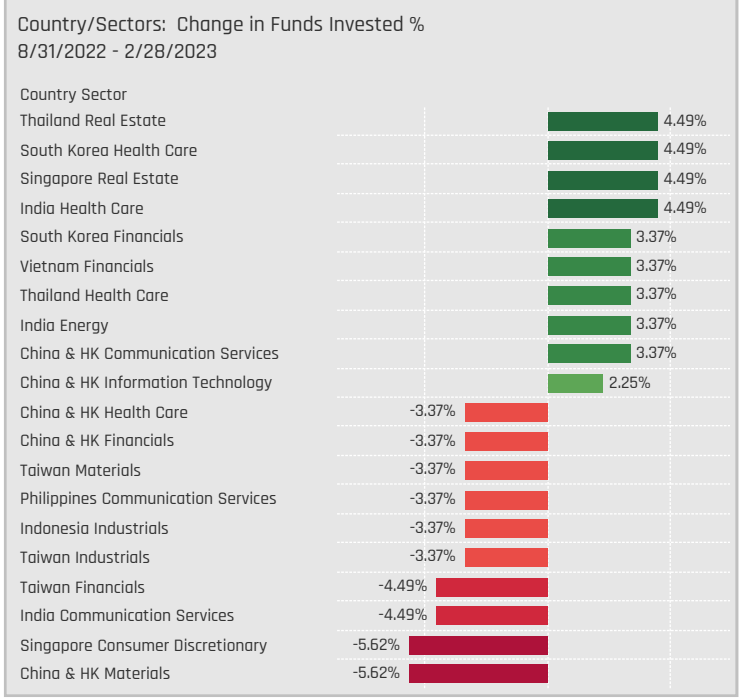
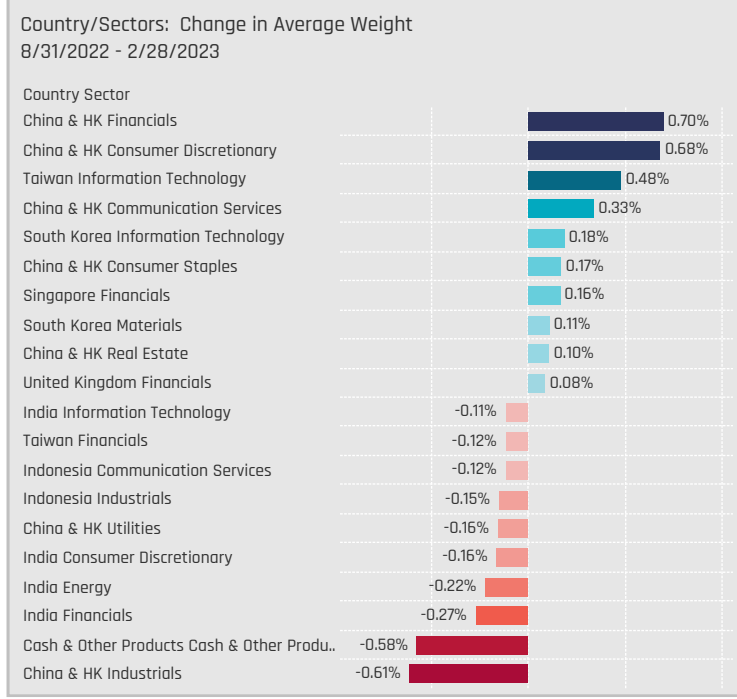
Cyclical Country/Sectors: Largest Over/Underweights, %

Fund Name	Country Sector	Weight
PineBridge Global Funds - Asia (e..	China & HK Consumer Discretionar..	14.23%
Morgan Stanley Instl. Fund - Asia ..	India Financials	12.68%
Jupiter Asian Fund	Australia Materials	11.79%
DJE - Asien	China & HK Consumer Discretionar..	11.79%
Morgan Stanley Invt. Fds. - Sustai..	India Financials	11.32%
Fidelity Active Strategy - Asia Fun..	China & HK Consumer Discretionar..	10.04%
Fidelity Funds SICAV - Asian Equit..	India Financials	9.83%
JKC Fund - La Francaise JKC Asia..	Taiwan Consumer Discretionary	9.73%
Veritas Funds Plc - Asian Fund	China & HK Financials	-9.45%
TT International Funds Plc - Asia..	China & HK Financials	-9.45%
PineBridge Global Funds - Asia (e..	China & HK Financials	-9.45%
NESTOR-FONDS - Nestor Fernost F..	China & HK Financials	-9.45%
Matthews Asia Funds - Asia (ex-J..	China & HK Financials	-9.45%
Maple-Brown Abbott Funds Plc - ..	China & HK Financials	-9.45%
Jupiter Asian Fund	China & HK Financials	-9.45%
Jupiter Asian Fund	China & HK Consumer Discretionar..	-9.76%

Sensitive Country/Sectors: Largest Over/Underweights, %

Fund Name	Country Sector	Weight
JKC Fund - La Francaise JKC Asia ..	China & HK Industrials	11.17%
EPIC Funds Plc - Oriental Focus Fu..	Taiwan Information Technology	11.17%
Fidelity Active Strategy - Asia Fund	Taiwan Information Technology	9.31%
Value Partners High Dividend Stoc..	China & HK Industrials	9.24%
Polar Capital Funds Plc - Asian Sta..	Taiwan Information Technology	8.61%
GAM Multistock SICAV - Asia Focus..	China & HK Information Technology	8.54%
Matthews Asia Funds - Asia (ex-Ja..	China & HK Industrials	8.40%
Skandia Asia	China & HK Industrials	7.94%
Robeco Capital Gr. Fds. - Asian Sta..	China & HK Communication Servic..	-5.64%
Fidelity Funds SICAV - Asian Equit..	China & HK Communication Servic..	-5.95%
DJE - Asien	China & HK Communication Servic..	-5.99%
Wealth Invest SK Invest Far East E..	China & HK Communication Servic..	-6.50%
Maple-Brown Abbott Funds Plc - A..	Taiwan Information Technology	-6.79%
Morgan Stanley Instl. Fund - Asia ..	Taiwan Information Technology	-6.80%
Mirae Asset Glb. Discovery Fd. - ES..	Taiwan Information Technology	-8.26%
DJE - Asien	Taiwan Information Technology	-8.94%

Country/Sector Allocation Changes [Aggregate]



Country/Sector Allocation Changes [Fund Level]

Defensive Country/Sectors: Largest Changes in Fund Weight, %. 8/31/2022 - 2/28/2023

Fund Name	New or C.	Country Sector	Fund Weight, %	Weight Change, %
Nomura Fds. Ireland Plc - Asia (ex-Japan) High ..		China & HK Consumer Staples	7.90%	4.15%
Robeco Capital Gr. Fds. - Asian Stars Equities		China & HK Health Care	7.86%	3.60%
Maple-Brown Abbott Funds Plc - Asia-Ex Japan .. New		Singapore Consumer Staples	3.13%	3.13%
Maple-Brown Abbott Funds Plc - Asia-Ex Japan .. New		Vietnam Consumer Staples	3.10%	3.10%
Matthews Asia Funds - Asia (ex-Japan) Dividen..		China & HK Health Care	6.30%	3.01%
Spaengler IQAM Asia Stock		China & HK Health Care	3.45%	2.95%
Maple-Brown Abbott Funds Plc - Asia-Ex Japan .. New		Japan Health Care	2.85%	2.85%
Invesco Funds - Asia Opportunities Equity Fund		China & HK Health Care	2.47%	-2.49%
GAM Star Fund Plc - Asian Equity	Close	China & HK Consumer Staples	0.00%	-2.52%
Syinvest Fjernosten		India Consumer Staples	1.60%	-2.53%
Syinvest Fjernosten		China & HK Utilities	0.27%	-2.56%
DJE - Asien		Japan Health Care	3.40%	-2.59%
Fullerton Lux Funds - Asia Focus Equities		China & HK Utilities	1.41%	-3.28%
AB FCP I - Asia (ex-Japan) Equity Portfolio		China & HK Utilities	4.42%	-3.46%

Defensive Country/Sectors: Largest Fund Flows, \$. 8/31/2022 - 2/28/2023

Fund Name	New or Cl.	Country Sector	Fund AUM, \$	Fund Flows, \$
FTIF SICAV - Asian Growth Fund	New	India Health Care	\$27M	\$29.6M
Fidelity Invt. Funds - Asia Fund		Thailand Consumer Staples	\$56M	\$26.1M
Matthews Asia Funds - Asia (ex-Japan) Dividen..		China & HK Health Care	\$31M	\$23.5M
T Rowe Price New Asia Fund	New	South Korea Consumer Staples	\$17M	\$17.4M
BlackRock Global Funds - Asian Growth Leaders..	New	India Consumer Staples	\$13M	\$12.9M
Swedbank Robur Asienfond		China & HK Health Care	\$15M	\$12.8M
HSBC GIF - Asia (ex-Japan) Equity		China & HK Health Care	\$18M	\$11.2M
Schroder ISF - Asian Opportunities		India Health Care	\$138M	(\$22.2M)
T Rowe Price New Asia Fund		China & HK Consumer Staples	\$58M	(\$24.6M)
Fidelity Invt. Funds - Asia Fund		China & HK Health Care	\$97M	(\$27.7M)
Fidelity Invt. Funds - Asia Fund	Close	India Utilities		(\$34.8M)
FTIF SICAV - Asian Growth Fund		China & HK Health Care	\$14M	(\$41.2M)
Matthews Pacific Tiger Fund		China & HK Health Care	\$100M	(\$48.5M)
T Rowe Price New Asia Fund		China & HK Health Care	\$90M	(\$71.5M)

Cyclical Country/Sectors: Largest Changes in Fund Weight, %. 8/31/2022 - 2/28/2023

Fund Name	New or C.	Country Sector	Fund Weight, %	Weight Change, %
Fidelity Active Strategy - Asia Fund		China & HK Consumer Discretionary	19.80%	
PineBridge Global Funds - Asia (ex-Japan) Equit..		China & HK Consumer Discretionary	29.84%	8.12%
Eastspring Investments - Asian Dynamic Fund		China & HK Consumer Discretionary	14.03%	7.36%
NESTOR-FONDS - Nestor Fernost Fonds		China & HK Consumer Discretionary	19.00%	6.86%
BlackRock Global Funds - Asian Growth Leaders..		China & HK Consumer Discretionary	12.87%	6.64%
Fullerton Lux Funds - Asia Focus Equities		China & HK Financials	8.65%	6.57%
Maple-Brown Abbott Funds Plc - Asia-Ex Japan .. New		Singapore Financials	6.32%	6.32%
Matthews Asia Funds - Asia (ex-Japan) Dividen..	Close	China & HK Financials	0.00%	-4.53%
Matthews Asia Funds - Asia (ex-Japan) Dividen..		Malaysia Consumer Discretionary	1.23%	-4.59%
Matthews Asia Funds - Asia (ex-Japan) Dividen..	Close	Vietnam Materials	0.00%	-4.86%
DJE - Asien		Japan Consumer Discretionary	1.72%	-5.04%
Matthews Asia Funds - Asia (ex-Japan) Dividen..		Taiwan Consumer Discretionary	2.91%	-5.09%
Matthews Asia Funds - Asia (ex-Japan) Dividen..	Close	Taiwan Financials	0.00%	-5.47%
Maple-Brown Abbott Funds Plc - Asia-Ex Japan ..	Close	India Financials	0.00%	-5.74%

Cyclical Country/Sectors: Largest Fund Flows, \$. 8/31/2022 - 2/28/2023

Fund Name	New or Cl.	Country Sector	Fund AUM, \$	Fund Flows, \$
Matthews Pacific Tiger Fund	New	Thailand Real Estate	\$159M	\$131.9M
Fidelity Invt. Funds - Asia Fund		China & HK Consumer Discretionary	\$526M	\$57.4M
Swedbank Robur Asienfond		China & HK Consumer Discretionary	\$99M	\$54.5M
Baillie Gifford Overseas Growth Fund - Pacific F..		China & HK Financials	\$139M	\$46.5M
Swedbank Robur Asienfond		China & HK Financials	\$78M	\$39.7M
T Rowe Price New Asia Fund	New	Singapore Real Estate	\$35M	\$36.3M
Matthews Asia Funds - Asia (ex-Japan) Dividen..		China & HK Consumer Discretionary	\$52M	\$36.1M
JPMorgan Fund ICVC - Asia Growth Fund		Indonesia Financials	\$32M	(\$27.8M)
T Rowe Price New Asia Fund		Switzerland Consumer Discretionary	\$31M	(\$34.3M)
Matthews Pacific Tiger Fund		India Financials	\$215M	(\$36.1M)
Fidelity Invt. Funds - Asia Fund		India Financials	\$443M	(\$38.5M)
FTIF SICAV - Asian Growth Fund		India Financials	\$213M	(\$40.0M)
FTIF SICAV - Asian Growth Fund		China & HK Consumer Discretionary	\$231M	(\$44.0M)
Schroder ISF - Asian Opportunities		China & HK Consumer Discretionary	\$836M	(\$65.6M)

Sensitive Country/Sectors: Largest Changes in Fund Weight, %. 8/31/2022 - 2/28/2023

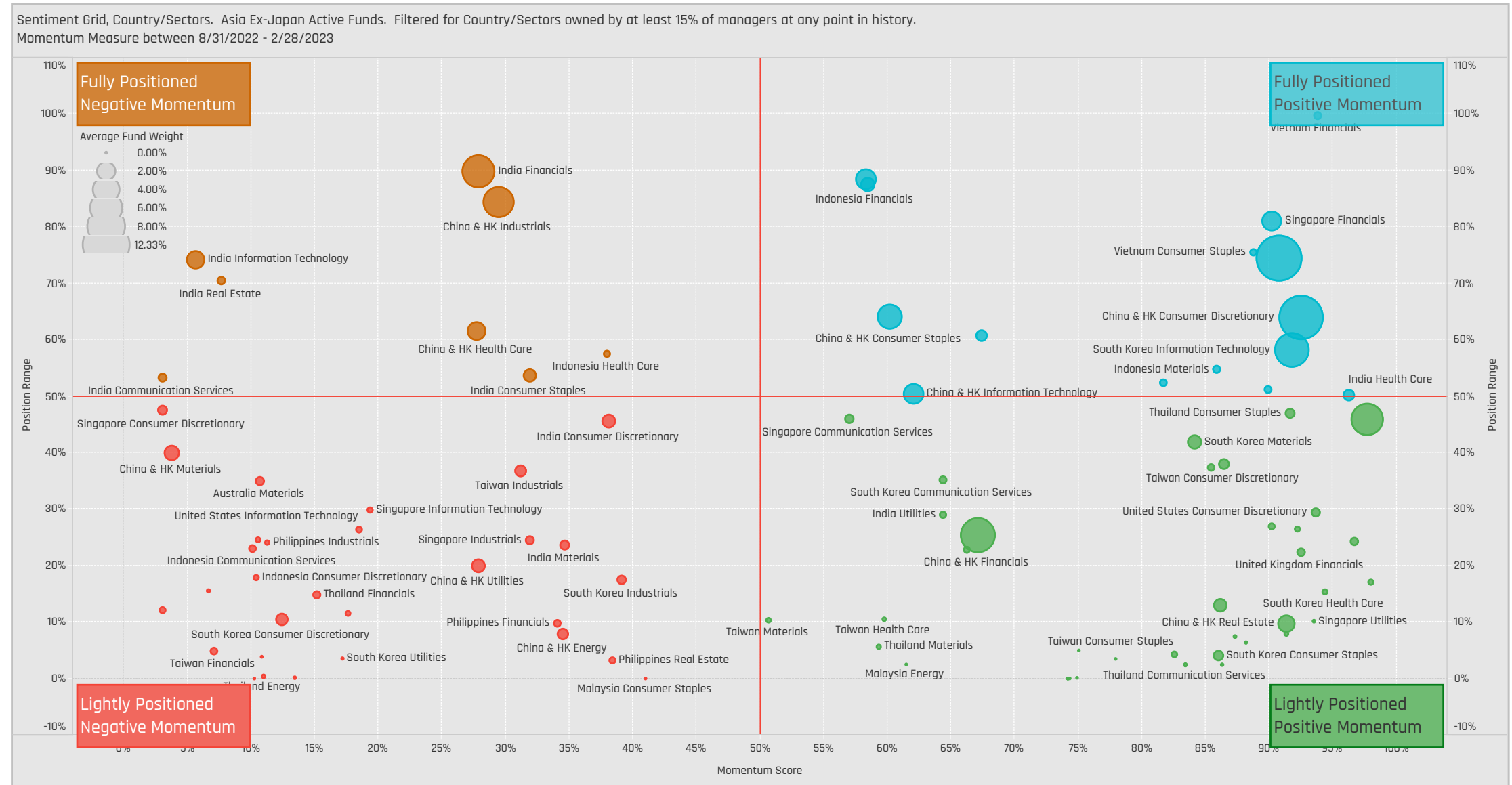
Fund Name	New or C.	Country Sector	Fund Weight, %	Weight Change, %
Matthews Asia Funds - Asia (ex-Japan) Dividen..		Taiwan Information Technology	13.03%	7.88%
Fullerton Lux Funds - Asia Focus Equities	New	China & HK Communication Services	6.59%	6.59%
Invesco Funds - Asia Opportunities Equity Fund		Taiwan Information Technology	18.09%	6.48%
GAM Multistock SICAV - Asia Focus Equity Fund		China & HK Information Technology	10.87%	6.44%
Maple-Brown Abbott Funds Plc - Asia-Ex Japan .. New		Japan Communication Services	5.84%	5.84%
GAM Star Fund Plc - Asian Equity		China & HK Communication Services	11.80%	5.72%
Spaengler IQAM Asia Stock		China & HK Communication Services	9.34%	5.09%
Maple-Brown Abbott Funds Plc - Asia-Ex Japan ..		China & HK Industrials	2.29%	-4.95%
Maple-Brown Abbott Funds Plc - Asia-Ex Japan ..	Close	China & HK Information Technology	0.00%	-4.98%
Carnegie Asia		China & HK Communication Services	5.84%	-5.01%
Matthews Asia Funds - Asia (ex-Japan) Dividen..		South Korea Industrials	2.14%	-5.06%
Matthews Asia Funds - Asia (ex-Japan) Dividen..		Singapore Industrials	1.20%	-5.10%
Fullerton Lux Funds - Asia Focus Equities		India Energy	1.99%	-5.13%
DJE - Asien	Close	South Korea Information Technology	0.00%	-6.70%

Sensitive Country/Sectors: Largest Fund Flows, \$. 8/31/2022 - 2/28/2023

Fund Name	New or Cl.	Country Sector	Fund AUM, \$	Fund Flows, \$
Matthews Asia Funds - Asia (ex-Japan) Dividen..		Taiwan Information Technology	\$63M	\$53.4M
Swedbank Robur Asienfond		Taiwan Information Technology	\$111M	\$44.3M
FTIF SICAV - Asian Growth Fund	New	India Energy	\$35M	\$43.3M
Matthews Asia Funds - Asia (ex-Japan) Dividen..		China & HK Industrials	\$60M	\$43.1M
T Rowe Price New Asia Fund		South Korea Information Technology	\$165M	\$36.8M
Baillie Gifford Overseas Growth Fund - Pacific F..		China & HK Information Technology	\$118M	\$29.3M
Fidelity Funds SICAV - Asian Equity Fund		Taiwan Information Technology	\$117M	\$25.5M
Matthews Pacific Tiger Fund		India Industrials	\$77M	(\$39.5M)
JPMorgan Fund ICVC - Asia Growth Fund		Taiwan Information Technology	\$99M	(\$41.4M)
Matthews Pacific Tiger Fund		Indonesia Industrials	\$11M	(\$43.0M)
Baillie Gifford Overseas Growth Fund - Pacific F..		South Korea Industrials	\$121M	(\$43.2M)
Matthews Pacific Tiger Fund		China & HK Communication Services	\$176M	(\$57.1M)
Matthews Pacific Tiger Fund	Close	Singapore Industrials		(\$82.7M)
Matthews Pacific Tiger Fund		Taiwan Information Technology	\$516M	(\$82.9M)

Country/Sector Sentiment Grid

We combine the latest country/sector positioning, long-term positioning and short-term fund activity in the 'Sentiment Grid', below. The Y-Axis measures where today's ownership levels in each country/sector sit relative to the long-term range. We calculate the Z-Score of today's average weight, funds invested % and funds O/W %, relative to all monthly observations in our fund history (going back to 7/31/2011). A figure close to 100% would indicate today's positioning is close to its maximum ever level, a figure close to zero, the lowest. The X-axis provides a measure of short-term fund activity, or 'Momentum', by looking at the changes in average weight, funds invested % and funds o/w % between 8/31/2022 and 2/28/2023, relative to each country/sector. A figure above 50% means a country/sector has seen relative increases in ownership, a figure below 50% indicates a relative decrease in positioning. The size of the bubble represents the average weight of each country/sector.



Position Range: Average of:
 Z-Score Average Weight vs history
 Z-Score Funds Invested % vs history
 Z-Score Funds O/W % vs history

Momentum Score: Average of:
 Change in Average Weight (Percentile vs Peers)
 Change in Funds Invested % (Percentile vs Peers)
 Change in Funds O/W % (Percentile vs Peers)

Stock Allocations

Stock Holdings Snapshot

Aggregate Stock Holdings Data, Ranked by Most Widely Held.

Ticker	Stock Name	Funds Invested %	Average Weight	Vs Benchmark	Fund AUM, \$
2330-TW	Taiwan Semiconductor Manufacturing Co., L.	95.51%	7.62%	0.29%	\$4,758.45M
CASH_USD	Cash & Other Products	94.38%	3.51%	3.51%	\$1,743.15M
700-HK	Tencent Holdings Ltd.	83.15%	4.12%	-0.73%	\$2,379.07M
9988-HK	Alibaba Group Holding Ltd.	80.90%	3.04%	0.14%	\$1,688.96M
1299-HK	AIA Group Limited	77.53%	3.16%	0.91%	\$1,794.22M
005930-KR	Samsung Electronics Co., Ltd.	75.28%	3.94%	0.07%	\$3,006.90M
500180-IN	HDFC Bank Limited	62.92%	2.05%	2.05%	\$1,446.38M
JD-US	JD.com, Inc. Sponsored ADR Class A	59.55%	1.10%	0.26%	\$844.51M
388-HK	Hong Kong Exchanges & Clearing Ltd.	58.43%	1.04%	0.19%	\$597.15M
3690-HK	Meituan Class B	58.43%	1.18%	-0.36%	\$722.58M
532174-IN	ICICI Bank Limited	51.69%	1.40%	0.48%	\$958.76M
2454-TW	MediaTek Inc	50.56%	0.88%	0.23%	\$726.99M
500209-IN	Infosys Limited	48.31%	0.84%	-0.23%	\$621.85M
669-HK	Techtron Industries Co., Ltd.	47.19%	0.67%	0.44%	\$427.87M
005-SG	DBS Group Holdings Ltd	46.07%	1.17%	0.36%	\$434.58M
BBCA-ID	PT Bank Central Asia Tbk	43.82%	0.98%	0.42%	\$538.57M
000660-KR	SK hynix Inc.	42.70%	0.82%	0.17%	\$327.35M
500325-IN	Reliance Industries Limited	39.33%	0.90%	-0.61%	\$495.78M
3968-HK	China Merchants Bank Co., Ltd. Class H	38.20%	0.63%	0.25%	\$294.10M
SE-US	Sea Ltd. (Singapore) Sponsored ADR Class A	35.96%	0.34%	-0.06%	\$268.40M
BBRI-ID	PT Bank Rakyat Indonesia (Persero) Tbk Clas..	33.71%	0.58%	0.21%	\$274.63M
2318-HK	Ping An Insurance (Group) Company of Chin..	33.71%	0.59%	-0.16%	\$353.44M
051910-KR	LG Chem Ltd.	33.71%	0.69%	0.24%	\$586.12M
YUMC-US	Yum China Holdings, Inc.	32.58%	0.68%	0.25%	\$519.22M
NTESF-US	NetEase, Inc.	32.58%	0.57%	0.02%	\$296.61M

Top Stock Holdings, %

Fund Name	Ticker	Stock Name	Value
JPMorgan (Taiwan) Asia Domestic Opportunities Fund	CASH_USD	Cash & Other Products	13.94%
DJE - Asian	CASH_USD	Cash & Other Products	12.03%
Fidelity Asia Fund	CASH_USD	Cash & Other Products	11.64%
Wellington Mgmt. Fds. (LU) - Asian Opportunities Fund	CASH_USD	Cash & Other Products	11.64%
Value Partners High Dividend Stocks Fund	CASH_USD	Cash & Other Products	11.14%
Fidelity Active Strategy - Asia Fund	2330-TW	Taiwan Semiconductor Manufacturing Co., Lt..	11.09%
Nomura Fds. Ireland Plc - Asia (ex-Japan) High Conviction	2330-TW	Taiwan Semiconductor Manufacturing Co., Lt..	10.85%
Handelsbanken Asien Tema	2330-TW	Taiwan Semiconductor Manufacturing Co., Lt..	10.73%
Swedbank Robur Asienfond	2330-TW	Taiwan Semiconductor Manufacturing Co., Lt..	10.59%
BlackRock Global Funds - Asian Growth Leaders Fund	2330-TW	Taiwan Semiconductor Manufacturing Co., Lt..	10.45%
Sydinvest Fjernosten	2330-TW	Taiwan Semiconductor Manufacturing Co., Lt..	10.35%
Fidelity Inv. Trust - Emerging Asia Fund	2330-TW	Taiwan Semiconductor Manufacturing Co., Lt..	10.34%
Pictet - Asian Equities (ex-Japan)	2330-TW	Taiwan Semiconductor Manufacturing Co., Lt..	10.20%
T Rowe Price New Asia Fund	2330-TW	Taiwan Semiconductor Manufacturing Co., Lt..	10.11%
T Rowe Price Asia Opportunities Fund	2330-TW	Taiwan Semiconductor Manufacturing Co., Lt..	10.06%
JKC Fund - La Francaise JKC Asia Equity	5904-TW	POYA International Co., Ltd.	10.05%
Fidelity Asia Fund	2330-TW	Taiwan Semiconductor Manufacturing Co., Lt..	9.97%
Nordea Asian Stars Fund	2330-TW	Taiwan Semiconductor Manufacturing Co., Lt..	9.87%
Fidelity Active Strategy - Asia Fund	CASH_USD	Cash & Other Products	9.87%
HSBC GIF - Asia (ex-Japan) Equity	2330-TW	Taiwan Semiconductor Manufacturing Co., Lt..	9.80%
T. Rowe Price Funds SICAV - Asian ex-Japan Eq. Fund	2330-TW	Taiwan Semiconductor Manufacturing Co., Lt..	9.78%
Invesco Funds - Asia Opportunities Equity Fund	2330-TW	Taiwan Semiconductor Manufacturing Co., Lt..	9.73%
FTIF SICAV - Asian Growth Fund	2330-TW	Taiwan Semiconductor Manufacturing Co., Lt..	9.71%
Skandia Asia	2330-TW	Taiwan Semiconductor Manufacturing Co., Lt..	9.67%
Fidelity Invt. Funds - Asia Fund	2330-TW	Taiwan Semiconductor Manufacturing Co., Lt..	9.66%

Aggregate Stock Holdings Data, Largest Overweight Holdings

Ticker	Stock Name	Vs Benchmark	Average Weight	Funds Invested %	Fund AUM, \$
CASH_USD	Cash & Other Products	3.51%	3.51%	94.38%	\$1,743.15M
500180-IN	HDFC Bank Limited	2.05%	2.05%	62.92%	\$1,446.38M
1299-HK	AIA Group Limited	0.91%	3.16%	77.53%	\$1,794.22M
600519-CN	Kweichow Moutai Co., Ltd. Class A	0.53%	0.87%	29.21%	\$699.64M
532174-IN	ICICI Bank Limited	0.48%	1.40%	51.69%	\$958.76M
669-HK	Techtron Industries Co., Ltd.	0.44%	0.67%	47.19%	\$427.87M
BBCA-ID	PT Bank Central Asia Tbk	0.42%	0.98%	43.82%	\$538.57M
9961-HK	Trip Com Group Ltd	0.39%	0.39%	20.22%	\$160.02M
1910-HK	Samsonite International S.A.	0.38%	0.38%	19.10%	\$225.16M
005-SG	DBS Group Holdings Ltd	0.36%	1.17%	46.07%	\$434.58M

Top Stock Holdings, \$

Fund Name	Ticker	Stock Name	Value
Schroder ISF - Asian Opportunities	2330-TW	Taiwan Semiconductor Manufacturing Co., Lt..	\$522M
Veritas Funds Plc - Asian Fund	005930-KR	Samsung Electronics Co., Ltd.	\$498M
Veritas Funds Plc - Asian Fund	2330-TW	Taiwan Semiconductor Manufacturing Co., Lt..	\$446M
Fidelity Invt. Funds - Asia Fund	2330-TW	Taiwan Semiconductor Manufacturing Co., Lt..	\$376M
Schroder ISF - Asian Opportunities	005930-KR	Samsung Electronics Co., Ltd.	\$353M
Veritas Funds Plc - Asian Fund	300124-CN	Shenzhen Inovance Technology Co., Ltd Class..	\$347M
Veritas Funds Plc - Asian Fund	CASH_USD	Cash & Other Products	\$345M
Veritas Funds Plc - Asian Fund	CSL-AU	CSL Limited	\$311M
Veritas Funds Plc - Asian Fund	500180-IN	HDFC Bank Limited	\$309M
Matthews Pacific Tiger Fund	2330-TW	Taiwan Semiconductor Manufacturing Co., Lt..	\$304M
Fidelity Invt. Funds - Asia Fund	1299-HK	AIA Group Limited	\$293M
T Rowe Price New Asia Fund	2330-TW	Taiwan Semiconductor Manufacturing Co., Lt..	\$276M
Veritas Funds Plc - Asian Fund	600519-CN	Kweichow Moutai Co., Ltd. Class A	\$255M
Schroder ISF - Asian Opportunities	1299-HK	AIA Group Limited	\$250M
Fidelity Invt. Funds - Asia Fund	005930-KR	Samsung Electronics Co., Ltd.	\$250M
Schroder ISF - Asian Opportunities	700-HK	Tencent Holdings Ltd.	\$249M
Fidelity Invt. Funds - Asia Fund	700-HK	Tencent Holdings Ltd.	\$238M
Veritas Funds Plc - Asian Fund	532540-IN	Tata Consultancy Services Limited	\$222M
iShares Tr. - MSCI All Country Asia ex-Japan ETF	2330-TW	Taiwan Semiconductor Manufacturing Co., Lt..	\$222M
Schroder ISF - Asian Opportunities	PHIWRT.F-LU	Schroder International Selection Fund SICAV ..	\$214M
Veritas Funds Plc - Asian Fund	300274-CN	Sungrow Power Supply Co., Ltd. Class A	\$214M
Veritas Funds Plc - Asian Fund	700-HK	Tencent Holdings Ltd.	\$214M
Veritas Funds Plc - Asian Fund	500696-IN	Hindustan Unilever Limited	\$211M
Schroder ISF - Asian Opportunities	SKQW5Y.F-LU	Schroder International Selection Fund SICAV ..	\$211M

Aggregate Stock Holdings Data, Largest Underweight Holdings

Ticker	Stock Name	Vs Benchmark	Average Weight	Funds Invested %	Fund AUM, \$
939-HK	China Construction Bank Corporation Class H	-0.76%	0.28%	14.61%	\$140.33M
700-HK	Tencent Holdings Ltd.	-0.73%	4.12%	83.15%	\$2,379.07M
500325-IN	Reliance Industries Limited	-0.61%	0.90%	39.33%	\$495.78M
3988-HK	Bank of China Limited Class H	-0.49%	0.02%	3.37%	\$19.08M
1398-HK	Industrial and Commercial Bank of China Li..	-0.45%	0.05%	5.62%	\$26.98M
1810-HK	Xiaomi Corp. Class B	-0.40%	0.01%	2.25%	\$15.18M
2317-TW	Hon Hai Precision Industry Co., Ltd.	-0.39%	0.34%	17.98%	\$129.10M
3690-HK	Meituan Class B	-0.36%	1.18%	58.43%	\$722.58M
005490-KR	POSCO Holdings Inc.	-0.29%	0.04%	3.37%	\$59.90M
2303-TW	United Microelectronics Corp.	-0.29%	0.05%	5.62%	\$21.72M

Stock Holdings Activity

Aggregate Stock Holdings Changes - Largest Increases in Funds Invested %, 8/31/2022 - 2/28/2023

Ticker	Stock Name	Funds Invested % Δ	Average Weight Δ	Average Wgt vs Benchmark Δ	Fund Flows, \$
9961-HK	Trip Com Group Ltd	10.11%	0.23%	0.23%	\$40.48M
532174-IN	ICICI Bank Limited	6.74%	-0.19%	-0.11%	(\$51.46M)
006400-KR	Samsung SDI Co., Ltd	6.74%	0.17%	0.08%	\$10.62M
PDD-US	Pinduoduo, Inc. Sponsored ADR Class A	6.74%	0.28%	0.04%	\$36.19M
CPN-TH	Central Pattana Public Co. Ltd.	6.74%	0.10%	0.09%	\$137.60M
1880-HK	China Tourism Group Duty Free Corporation ..	6.74%	0.05%	0.03%	\$16.79M
500180-IN	HDFC Bank Limited	5.62%	0.24%	0.24%	(\$18.92M)
388-HK	Hong Kong Exchanges & Clearing Ltd.	5.62%	0.04%	0.07%	(\$6.86M)
300760-CN	Shenzhen Mindray Bio-Medical Electronics C..	5.62%	0.06%	0.05%	\$4.53M
601012-CN	LONGi Green Energy Technology Co., Ltd. Cla..	4.49%	-0.01%	0.00%	\$6.56M
3968-HK	China Merchants Bank Co., Ltd. Class H	4.49%	0.11%	0.08%	\$19.97M
039-SG	Oversea-Chinese Banking Corporation Limit..	3.37%	0.05%	0.00%	(\$13.51M)
MWG-VN	Mobile World Investment Corp	3.37%	-0.02%	-0.02%	\$13.99M
MMYT-US	MakeMyTrip Ltd.	3.37%	0.03%	0.03%	\$12.94M
BN4-SG	Keppel Corporation Limited	3.37%	0.03%	0.06%	\$20.05M
BDMS-TH	Bangkok Dusit Medical Services Public Co. Lt..	3.37%	0.04%	0.03%	\$11.66M
BBL-TH	Bangkok Bank Public Company Limited	3.37%	0.06%	0.06%	\$19.66M
601888-CN	China Tourism Group Duty Free Corporation ..	3.37%	0.05%	0.05%	\$48.08M
601100-CN	Jiangsu Hengli Hydraulic Co., Ltd. Class A	3.37%	0.05%	0.04%	\$35.88M
508869-IN	Apollo Hospitals Enterprise Limited	3.37%	0.04%	0.04%	\$9.54M
2382-HK	Sunny Optical Technology (Group) Co., Ltd.	3.37%	0.00%	0.02%	\$21.43M
2345-TW	Accton Technology Corp.	3.37%	0.05%	0.05%	\$3.27M
207940-KR	SAMSUNG BIOLOGICS Co., Ltd.	3.37%	0.02%	0.03%	\$9.90M
16-HK	Sun Hung Kai Properties Limited	3.37%	0.10%	0.04%	\$25.83M
1211-HK	BYD Company Limited Class H	3.37%	0.04%	0.11%	\$15.21M

Largest Fund Level Changes in Stock Weight, %, 8/31/2022 - 2/28/2023

Fund Name	Ticker	Stock Name	New or Close..	Weight Change
Maple-Brown Abbott Funds Plc - Asia-Ex Japan Fun..	941-HK	China Mobile Limited		6.56%
Mathews Asia Funds - Asia (ex-Japan) Dividend Fu..	2330-TW	Taiwan Semiconductor Man..	New	5.98%
Maple-Brown Abbott Funds Plc - Asia-Ex Japan Fun..	9432-JP	Nippon Telegraph and Tele..	New	5.84%
Fullerton Lux Funds - Asia Focus Equities	700-HK	Tencent Holdings Ltd.	New	5.70%
Nomura Fds. Ireland Plc - Asia (ex-Japan) High Con..	9988-HK	Alibaba Group Holding Ltd.	New	4.89%
Invesco Funds - Asia Opportunities Equity Fund	700-HK	Tencent Holdings Ltd.		4.71%
Eastspring Investments - Asian Dynamic Fund	16-HK	Sun Hung Kai Properties Li..	New	4.70%
Fidelity Active Strategy - Asia Fund	2331-HK	Li Ning Company Limited	New	4.39%
Prisma Asianavigator UI	IIND-GB	iShares MSCI India UCITS E..	New	4.37%
Maple-Brown Abbott Funds Plc - Asia-Ex Japan Fun..	9917-TW	Taiwan Secom Co., Ltd.	New	4.31%
Invesco Funds - Asia Opportunities Equity Fund	9988-HK	Alibaba Group Holding Ltd.		4.09%
Maple-Brown Abbott Funds Plc - Asia-Ex Japan Fun..	005-SG	DBS Group Holdings Ltd	New	4.09%
Mathews Asia Funds - Asia (ex-Japan) Dividend Fu..	0128-MY	Frontken Corp. Bhd.		-4.56%
Mathews Asia Funds - Asia (ex-Japan) Dividend Fu..	5296-MY	MR. D.I.Y. Group (M) Bhd.		-4.59%
Maple-Brown Abbott Funds Plc - Asia-Ex Japan Fun..	NTESF-US	NetEase, Inc.	Close	-4.67%
NN (L) - Asia Income	ASII-ID	PT Astra International Tbk	Close	-4.78%
NESTOR-FONDS - Nestor Fernost Fonds	MNCN-ID	PT Media Nusantara Citra T..		-4.78%
Mathews Asia Funds - Asia (ex-Japan) Dividend Fu..	HPG-VN	Hoa Phat Group JSC	Close	-4.86%
Mathews Asia Funds - Asia (ex-Japan) Dividend Fu..	5904-TW	POYA International Co., Ltd.		-5.09%
Mathews Asia Funds - Asia (ex-Japan) Dividend Fu..	S58-SG	SATS Ltd		-5.10%
Fullerton Lux Funds - Asia Focus Equities	500325-IN	Reliance Industries Limited		-5.13%
Mathews Asia Funds - Asia (ex-Japan) Dividend Fu..	2891-TW	CTBC Financial Holding Co..	Close	-5.47%
Mathews Asia Funds - Asia (ex-Japan) Dividend Fu..	2155-HK	Morimatsu International Ho..		-5.91%
Maple-Brown Abbott Funds Plc - Asia-Ex Japan Fun..	700-HK	Tencent Holdings Ltd.	Close	-6.92%

Aggregate Stock Holdings Changes - Largest Decreases in Funds Invested %, 8/31/2022 - 2/28/2023

Ticker	Stock Name	Funds Invested % Δ	Average Weight Δ	Average Wgt vs Benchmark Δ	Fund Flows, \$
035420-KR	NAVER Corp.	-14.61%	-0.23%	-0.19%	(\$75.19M)
2454-TW	MediaTek Inc	-7.87%	-0.02%	-0.08%	(\$44.93M)
2269-HK	Wuxi Biologics (Cayman) Inc.	-6.74%	-0.11%	-0.01%	(\$68.74M)
000660-KR	SK hynix Inc.	-5.62%	-0.06%	-0.04%	(\$25.07M)
2317-TW	Hon Hai Precision Industry Co., Ltd.	-5.62%	-0.12%	-0.08%	(\$65.88M)
532454-IN	Bharti Airtel Limited	-5.62%	-0.06%	-0.07%	(\$15.63M)
002475-CN	Luxshare Precision Industry Co. Ltd. Class A	-4.49%	-0.07%	-0.06%	(\$16.00M)
1155-MY	Malayan Banking Bhd.	-4.49%	-0.08%	-0.09%	(\$28.33M)
3037-TW	Unimicron Technology Corp.	-4.49%	-0.06%	-0.05%	(\$8.65M)
ASII-ID	PT Astra International Tbk	-4.49%	-0.18%	-0.15%	(\$63.31M)
KBANK-TH	Kasikornbank Public Co. Ltd.	-4.49%	-0.10%	-0.14%	(\$37.58M)
SE-US	Sea Ltd. (Singapore) Sponsored ADR Class A	-3.37%	0.02%	0.00%	(\$9.33M)
000270-KR	Kia Corp.	-3.37%	-0.05%	-0.04%	(\$21.20M)
002050-CN	Zhejiang Sanhua Intelligent Controls Co., Lt..	-3.37%	-0.05%	-0.05%	(\$13.77M)
002241-CN	GoerTek Inc. Class A	-3.37%	-0.07%	-0.06%	(\$13.67M)
005490-KR	POSCO Holdings Inc.	-3.37%	-0.02%	-0.10%	(\$4.93M)
175-HK	Geely Automobile Holdings Limited	-3.37%	-0.06%	0.01%	(\$2.89M)
2343-HK	Pacific Basin Shipping Limited	-3.37%	-0.01%	-0.01%	(\$4.48M)
2891-TW	CTBC Financial Holding Company Ltd.	-3.37%	-0.10%	-0.10%	(\$19.67M)
3319-HK	A-Living Smart City Services Co., Ltd. Class H	-3.37%	-0.03%	-0.02%	(\$2.89M)
3711-TW	ASE Technology Holding Co., Ltd.	-3.37%	0.00%	-0.07%	(\$8.53M)
3888-HK	Kingsoft Corp. Ltd.	-3.37%	-0.06%	-0.06%	(\$6.85M)
600276-CN	Jiangsu Hengrui Pharmaceuticals Co., Ltd. Cl..	-3.37%	-0.04%	-0.05%	(\$49.68M)
868-HK	Xinyi Glass Holdings Limited	-3.37%	-0.03%	-0.03%	(\$8.50M)
884-HK	CIFI Holdings (Group) Co. Ltd.	-3.37%	-0.03%	-0.01%	(\$4.27M)

Largest Fund Level Stock Inflows/Outflows, \$, 8/31/2022 - 2/28/2023

Fund Name	Ticker	Stock Name	New or Close..	Flow
Mathews Pacific Tiger Fund	CPN-TH	Central Pattana Public Co. L..	New	\$132M
Baillie Gifford Overseas Growth Fund - Pacific Fund	2318-HK	Ping An Insurance (Group) C..		\$48M
FTIF SICAV - Asian Growth Fund	500325-IN	Reliance Industries Limited	New	\$43M
T Rowe Price New Asia Fund	005930-KR	Samsung Electronics Co., Ltd.		\$42M
Fidelity Invt. Funds - Asia Fund	601888-CN	China Tourism Group Duty F..	New	\$37M
T Rowe Price New Asia Fund	C38U-SG	CapitaLand Integrated Com..	New	\$36M
Baillie Gifford Overseas Growth Fund - Pacific Fund	1024-HK	Kuashou Technology Class B	New	\$33M
T Rowe Price New Asia Fund	601100-CN	Jiangsu Hengli Hydraulic Co...	New	\$27M
T Rowe Price New Asia Fund	1023-MY	CIMB Group Holdings Bhd	New	\$27M
Fidelity Invt. Funds - Asia Fund	CPALL-TH	CP All Public Co. Ltd.		\$26M
Swedbank Robur Asienfond	2330-TW	Taiwan Semiconductor Man..		\$26M
Mathews Asia Funds - Asia (ex-Japan) Dividend Fu..	2330-TW	Taiwan Semiconductor Man..	New	\$25M
Mathews Pacific Tiger Fund	532174-IN	ICICI Bank Limited		(\$33M)
T Rowe Price New Asia Fund	CFR-CH	Compagnie Financiere Riche..		(\$34M)
Fidelity Invt. Funds - Asia Fund	532898-IN	Power Grid Corporation of In..	Close	(\$35M)
Schroder ISF - Asian Opportunities	603833-CN	Oppein Home Group, Inc. Cla..		(\$37M)
Fidelity Invt. Funds - Asia Fund	500010-IN	Housing Development Finan..		(\$39M)
Mathews Pacific Tiger Fund	500477-IN	Ashok Leyland Limited		(\$40M)
Mathews Pacific Tiger Fund	2330-TW	Taiwan Semiconductor Man..		(\$40M)
FTIF SICAV - Asian Growth Fund	500247-IN	Kotak Mahindra Bank Limite..		(\$42M)
Mathews Pacific Tiger Fund	ASII-ID	PT Astra International Tbk		(\$43M)
Mathews Pacific Tiger Fund	1093-HK	CSPC Pharmaceutical Group..		(\$51M)
Mathews Pacific Tiger Fund	BIDU-US	Baidu Inc Sponsored ADR Cl..	Close	(\$52M)
Mathews Pacific Tiger Fund	S58-SG	SATS Ltd	Close	(\$83M)

Stock Sentiment Grid

We combine the latest stock positioning, long-term positioning and short-term fund activity in the 'Sentiment Grid', below. The Y-Axis measures where today's ownership levels in each stock sit relative to the long-term range. We calculate the Z-Score of today's average weight, funds invested % and funds O/W %, relative to all monthly observations in our fund history (going back to 7/31/2011). A figure close to 100% would indicate today's positioning is close to its maximum ever level, a figure close to zero, the lowest. The X-axis provides a measure of short-term fund activity, or 'Momentum', by looking at the changes in average weight, funds invested % and funds o/w % between 8/31/2022 and 2/28/2023, relative to each stock. A figure above 50% means a stock has seen relative increases in ownership, a figure below 50% indicates a relative decrease in positioning. The size of the bubble represents the average weight of each stock.

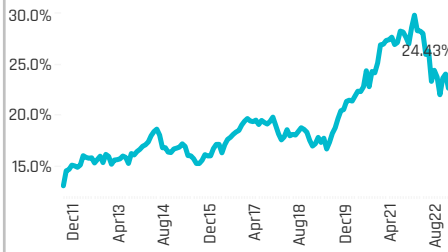


Sector Profiles

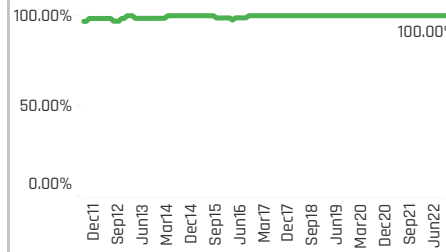
Top Holdings, %

Fund Name	Weight
Polar Capital Funds Plc - Asian Stars F..	38.73%
Fidelity Inv. Trust - Emerging Asia Fund	38.42%
EPIC Funds Plc - Oriental Focus Fund	38.27%
GAM Multistock SICAV - Asia Focus Equ..	35.74%
Nordea Asian Stars Fund	35.87%
Veritas Funds Plc - Asian Fund	33.16%
Manulife Global Fund - Sustainable Asi..	33.05%
Fidelity Active Strategy - Asia Fund	32.42%
Mirabaud - Equities Asia (ex-Japan)	32.40%
Schroder Asian Alpha Plus Fund	31.91%
GAM Star Fund Plc - Asian Equity	31.12%
Morgan Stanley Invst. Fds. - Sustainabl..	30.96%
Fidelity Asia Fund	29.66%
Waverton Invst. Fds. Plc - Asia Pacific Fu..	29.31%
Danske Invest - Fjernosten KL	29.00%

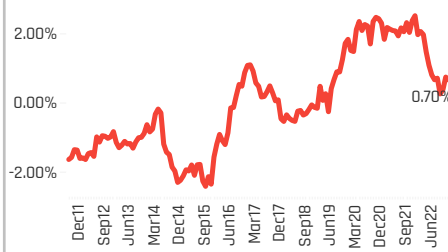
Average Weight: **24.43%**



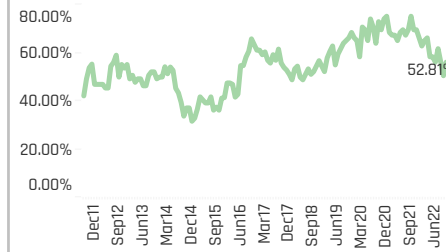
Funds Invested %: **100.00%**



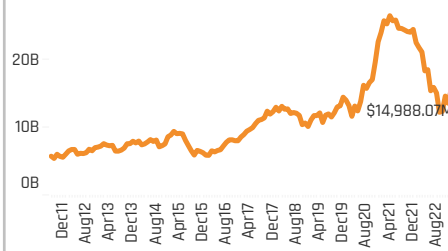
Average Weight vs AAXJ: **0.70%**



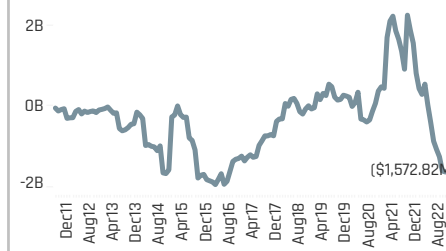
Funds Overweight %: **52.81%**



Combined Fund AUM: **\$15.0B**



Cumulative Fund Flows: **(\$1,573M)**



Aggregate Stock Holdings Data, Ranked by Most Widely Held.

Ticker	Stock Name	Funds Invested %	Average Weight	Vs Benchmark	Fund AUM, \$
2330-TW	Taiwan Semiconductor Manuf..	95.51%	7.62%	0.29%	\$4,758M
005930-KR	Samsung Electronics Co., Ltd.	75.28%	3.94%	0.07%	\$3,007M
2454-TW	MediaTek Inc	50.56%	0.88%	0.23%	\$727M
500209-IN	Infsys Limited	48.31%	0.84%	-0.23%	\$622M
000660-KR	SK hynix Inc.	42.70%	0.82%	0.17%	\$327M
601012-CN	LONGi Green Energy Technolo..	28.09%	0.31%	0.26%	\$230M
006400-KR	Samsung SDI Co., Ltd	25.84%	0.50%	-0.02%	\$421M
2308-TW	Delta Electronics, Inc.	23.60%	0.34%	0.01%	\$134M
532540-IN	Tata Consultancy Services Li..	22.47%	0.51%	-0.14%	\$452M
6415-TW	Silergy Corp.	21.35%	0.23%	0.12%	\$92M
035420-KR	NAVER Corp.	21.35%	0.30%	-0.06%	\$289M
005935-KR	Samsung Electronics Co Ltd P..	19.10%	0.58%	-0.01%	\$357M
2382-HK	Sunny Optical Technology (Gr..	17.98%	0.21%	0.06%	\$92M
2317-TW	Hon Hai Precision Industry Co...	17.98%	0.34%	-0.39%	\$129M
2395-TW	Advantech Co., Ltd.	15.73%	0.29%	0.20%	\$71M

Top Holdings, \$

Fund Name	Value
Veritas Funds Plc - Asian Fund	\$1,959M
Schroder ISF - Asian Opportunities	\$1,312M
Fidelity Invst. Funds - Asia Fund	\$986M
Matthews Pacific Tiger Fund	\$945M
T Rowe Price New Asia Fund	\$745M
iShares Tr. - MSCI All Country Asia ex-J..	\$718M
Hermes Invst. Funds - Asia (ex-Japan) E..	\$659M
Baillie Gifford Overseas Growth Fund - ..	\$640M
Schroder Asian Alpha Plus Fund	\$605M
FTIF SICAV - Asian Growth Fund	\$534M
Schroder Asian Growth Fund	\$377M
Fidelity Inv. Trust - Emerging Asia Fund	\$374M
Value Partners High Dividend Stocks F..	\$344M
Fidelity Funds SICAV - Asian Equity Fun..	\$262M
Pictet - Asian Equities (ex-Japan)	\$238M

Top Stock Holdings, %

Fund Name	Ticker	Stock Name	Weight
Fidelity Active Strategy - Asia Fund	2330-TW	Taiwan Semiconducto..	11.09%
Nomura Fds. Ireland Plc - Asia (ex-Japa..	2330-TW	Taiwan Semiconducto..	10.85%
Handelsbanken Asien Tema	2330-TW	Taiwan Semiconducto..	10.73%
Swedbank Robur Asienfond	2330-TW	Taiwan Semiconducto..	10.59%
BlackRock Global Funds - Asian Growth..	2330-TW	Taiwan Semiconducto..	10.45%
Sydinvest Fjernosten	2330-TW	Taiwan Semiconducto..	10.35%
Fidelity Inv. Trust - Emerging Asia Fund	2330-TW	Taiwan Semiconducto..	10.34%
Pictet - Asian Equities (ex-Japan)	2330-TW	Taiwan Semiconducto..	10.20%
T Rowe Price New Asia Fund	2330-TW	Taiwan Semiconducto..	10.11%
T Rowe Price Asia Opportunities Fund	2330-TW	Taiwan Semiconducto..	10.06%
Fidelity Asia Fund	2330-TW	Taiwan Semiconducto..	9.97%
Nordea Asian Stars Fund	2330-TW	Taiwan Semiconducto..	9.87%
HSBC GIF - Asia (ex-Japan) Equity	2330-TW	Taiwan Semiconducto..	9.80%
T. Rowe Price Funds SICAV - Asian ex-J..	2330-TW	Taiwan Semiconducto..	9.78%
Invesco Funds - Asia Opportunities Equ..	2330-TW	Taiwan Semiconducto..	9.73%

Aggregate Country Holdings, %

Country	Weight	Change	Target
Taiwan	12.33%	0.59%	98.88%
South Korea	5.87%	-0.12%	
China & HK	2.29%	-0.05%	78.65%
India	1.79%	-0.55%	71.91%
Netherlands	0.33%	0.33%	12.35%
United States	0.18%	0.18%	10.11%
Japan	0.14%	0.14%	5.62%
Singapore	0.14%	0.07%	8.99%
Vietnam	0.14%	0.14%	7.87%
Malaysia	0.10%	0.07%	6.74%
Australia	0.04%	0.04%	3.37%
Indonesia	0.04%	0.04%	2.25%
Germany	0.02%	0.02%	1.12%
Pakistan	0.01%	0.01%	1.12%
Thailand	0.00%	-0.21%	1.12%

Top Country Holdings, %

Fund Name	Country	Weight
EPIC Funds Plc - Oriental Focus Fund	Taiwan	22.91%
Fidelity Active Strategy - Asia Fund	Taiwan	21.06%
Polar Capital Funds Plc - Asian Stars F..	Taiwan	20.35%
Hamon Asian Funds - Asia ESG Focus F..	Taiwan	19.55%
Invesco Funds - Asia Opportunities Equ..	Taiwan	18.09%
Fidelity Asia Fund	Taiwan	17.50%
NN (L) - Asia Income	Taiwan	17.46%
Manulife Global Fund - Sustainable Asi..	Taiwan	17.34%
Swedbank Robur Asienfond	Taiwan	16.60%
Vontobel Fund - mtx Sustainable Asian..	Taiwan	16.46%
Nordea Asian Stars Fund	Taiwan	16.34%
Jupiter Asian Fund	Taiwan	15.98%
Wealth Invest SK Invest Far East Equit..	Taiwan	15.81%
GS Funds - Asia Equity Portfolio	Taiwan	15.70%
Mirabaud - Equities Asia (ex-Japan)	Taiwan	15.42%

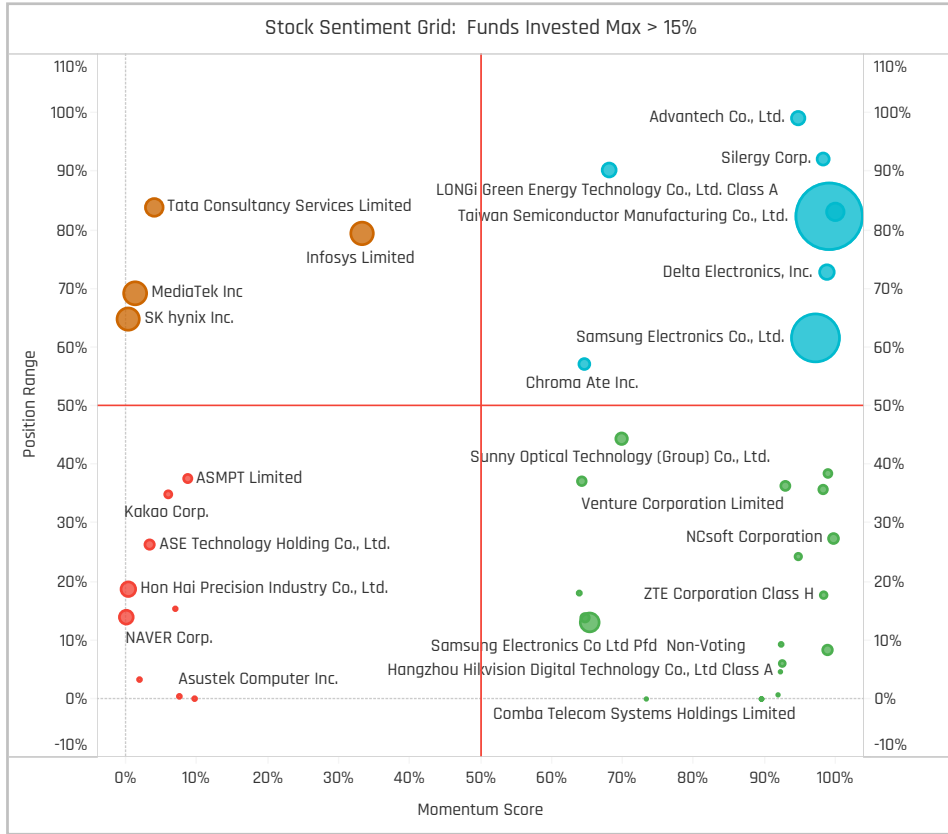
Top Stock Holdings, \$

Fund Name	Ticker	Stock Name	Value
Schroder ISF - Asian Opportunities	2330-TW	Taiwan Semiconductor ..	\$522M
Veritas Funds Plc - Asian Fund	005930-..	Samsung Electronics Co...	\$498M
Veritas Funds Plc - Asian Fund	2330-TW	Taiwan Semiconductor ..	\$446M
Fidelity Invst. Funds - Asia Fund	2330-TW	Taiwan Semiconductor ..	\$376M
Schroder ISF - Asian Opportunities	005930-..	Samsung Electronics Co...	\$353M
Matthews Pacific Tiger Fund	2330-TW	Taiwan Semiconductor ..	\$304M
T Rowe Price New Asia Fund	2330-TW	Taiwan Semiconductor ..	\$275M
Fidelity Invst. Funds - Asia Fund	005930-..	Samsung Electronics Co...	\$250M
Veritas Funds Plc - Asian Fund	532540-IN	Tata Consultancy Servic..	\$222M
iShares Tr. - MSCI All Country Asia ex-J..	2330-TW	Taiwan Semiconductor ..	\$222M
Veritas Funds Plc - Asian Fund	300450-..	Wuxi Lead Intelligent Eq..	\$201M
FTIF SICAV - Asian Growth Fund	2330-TW	Taiwan Semiconductor ..	\$195M
Hermes Invst. Funds - Asia (ex-Japan) E..	005930-..	Samsung Electronics Co...	\$193M
Veritas Funds Plc - Asian Fund	006400-..	Samsung SDI Co., Ltd	\$189M
Matthews Pacific Tiger Fund	005930-..	Samsung Electronics Co...	\$185M

Largest Changes in Fund Weight, %

Fund Name	New or C..	Change
GAM Multistock SICAV - Asia Foc..		7.24%
Matthews Asia Funds - Asia (ex..		5.98%
GAM Star Fund Plc - Asian Equity		5.62%
Carnegie Asia		4.11%
Prisma Asianavigator UI		3.49%
Fidelity Funds SICAV - Asian Equ..		3.12%
Swedbank Robur Asienfond		-2.64%
Lansforsakringar Asienfonden		-3.02%
Spaengler IQAM Asia Stock		-3.08%
Ninety One Glb. Strat. Fd. - Asia..		-3.19%
Nomura Fds. Ireland Plc - Asia (e..		-3.97%
Aberdeen Asian Opportunities F..		-5.33%
DJE - Asien		-5.55%
Maple-Brown Abbott Funds Plc -..		

Ave Wgt Δ	Funds Invested Δ	Fund Flows, \$	Av Wgt vs AAXJ Δ	Funds O/W % Δ
0.60%	0.00%	(\$335M)	-0.03%	-3.37%



Aggregate Stock Holdings Changes

Ticker	Stock Name	Funds Invested % Δ	Average Weight Δ	Fund Flows, \$
006400-KR	Samsung SDI Co., Ltd	6.74%	0.17%	\$11M
601012-CN	LONGi Green Energy Technolog..	4.49%	-0.01%	\$7M
2382-HK	Sunny Optical Technology (Gro..	3.37%	0.00%	\$21M
2345-TW	Accton Technology Corp.	3.37%	0.05%	\$3M
1024-HK	Kuaishou Technology Class B	3.37%	0.02%	\$33M
036570-KR	NCSOFT Corporation	3.37%	0.06%	\$7M
8069-TW	E Ink Holdings Inc.	2.25%	0.03%	\$2M
3711-TW	ASE Technology Holding Co., Lt..	-3.37%	0.00%	(\$9M)
3037-TW	Unimicron Technology Corp.	-4.49%	-0.06%	(\$9M)
002475-CN	Luxshare Precision Industry Co..	-4.49%	-0.07%	(\$16M)
2317-TW	Hon Hai Precision Industry Co...	-5.62%	-0.12%	(\$66M)
000660-KR	SK hynix Inc.	-5.62%	-0.06%	(\$25M)
2454-TW	MediaTek Inc	-7.87%	-0.02%	(\$45M)
035420-KR	NAVER Corp.	-14.61%	-0.23%	(\$75M)

Largest Fund Flows, \$

Fund Name	New or Cl..	Flow
Matthews Asia Funds - Asia (ex..		\$89M
Swedbank Robur Asienfond		\$68M
Fidelity Funds SICAV - Asian Eq..		\$34M
Eastspring Investments - Asian..		\$24M
iShares Tr. - MSCI All Country A..		\$22M
GAM Multistock SICAV - Asia Fo..		\$12M
Invesco Funds - Asia Opportuni..		\$10M
Schroder Asian Alpha Plus Fund		(\$24M)
Ninety One Glb. Strat. Fd. - Asia..		(\$40M)
BlackRock Global Funds - Asian ..		(\$40M)
Fidelity Inv. Funds - Asia Fund		(\$53M)
JPMorgan Fund ICVC - Asia Gro..		(\$63M)
Schroder ISF - Asian Opportunit..		(\$69M)
Matthews Pacific Tiger Fund		(\$99M)

Largest Fund Level Changes in Stock Weight, %

Fund Name	Stock Name	New ..	Change
Matthews Asia Funds - Asia (ex-Ja..	Taiwan Semiconductor M..	New	5.98%
Prisma Asianavigator UI	Samsung Electronics Co...		3.88%
PineBridge Global Funds - Asia (ex..	Samsung SDI Co., Ltd	New	3.65%
Matthews Asia Funds - Asia (ex-Ja..	E Ink Holdings Inc.	New	3.60%
Maple-Brown Abbott Funds Plc - A..	Taiwan Semiconductor M..		3.40%
AB FCP I - Asia (ex-Japan) Equity ..	SK hynix Inc.	New	3.31%
EPIC Funds Plc - Oriental Focus Fu..	ZTE Corporation Class H	New	3.28%
DJE - Asien	Samsung SDI Co., Ltd	Close	-3.05%
EPIC Funds Plc - Oriental Focus Fu..	Sunny Optical Technolog..	Close	-3.12%
Maple-Brown Abbott Funds Plc - A..	Xiaomi Corp. Class B	Close	-3.40%
Matthews Asia Funds - Asia (ex-Ja..	VisEra Technologies Co., ..		-3.61%
DJE - Asien	Samsung Electronics Co...	Close	-3.65%
Maple-Brown Abbott Funds Plc - A..	Samsung Electronics Co...		-4.26%
Matthews Asia Funds - Asia (ex-Ja..	Frontken Corp. Bhd.		-4.56%

Aggregate Country Holding Changes

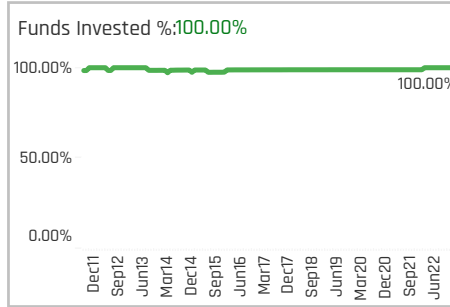
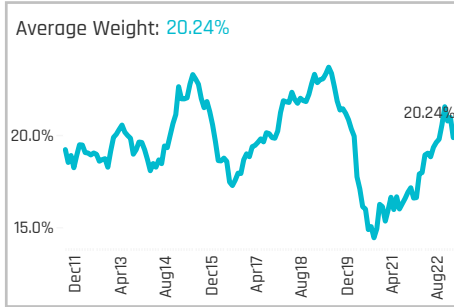
Country	Change	Flow
China & HK	2.25%	\$18M
Vietnam	1.12%	\$7M
Japan	1.12%	(\$1M)
Indonesia	1.12%	\$5M
United Kingdom	0.00%	
Thailand	0.00%	\$0M
Taiwan	0.00%	0.48%
Bermuda	0.00%	
Austria	0.00%	
Australia	0.00%	\$0M
United States	-1.12%	(\$5M)
Singapore	-1.12%	\$1M
Netherlands	-1.12%	(\$14M)
India	-1.12%	(\$39M)

Largest Changes in Fund Country Weight, %

Fund Name	New o..	Country	Change
Matthews Asia Funds - Asia (ex-Jap..		Taiwan	7.88%
Invesco Funds - Asia Opportunities ..		Taiwan	6.48%
GAM Multistock SICAV - Asia Focus ..		China & HK	6.44%
AB FCP I - Asia (ex-Japan) Equity Pa..	New	South Korea	4.31%
Prisma Asianavigator UI		South Korea	4.14%
PineBridge Global Funds - Asia (ex-J..		South Korea	3.69%
GAM Multistock SICAV - Asia Focus ..		Taiwan	3.59%
NN (L) - Asia Income	Close	India	-3.52%
PineBridge Global Funds - Asia (ex-J..		China & HK	-4.02%
Spaengler IQAM Asia Stock		Taiwan	-4.11%
Maple-Brown Abbott Funds Plc - Asi..		South Korea	-4.26%
Matthews Asia Funds - Asia (ex-Jap..		Malaysia	-4.56%
Maple-Brown Abbott Funds Plc - Asi..	Close	China & HK	-4.98%
DJE - Asien	Close	South Korea	-6.70%

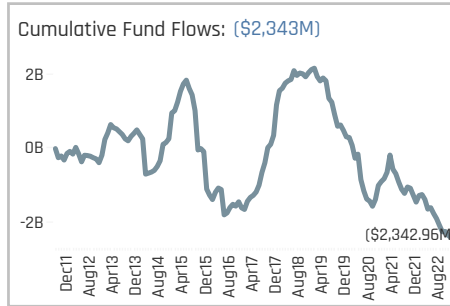
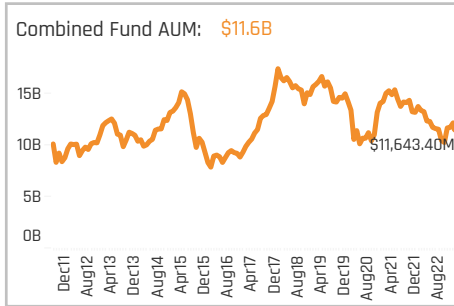
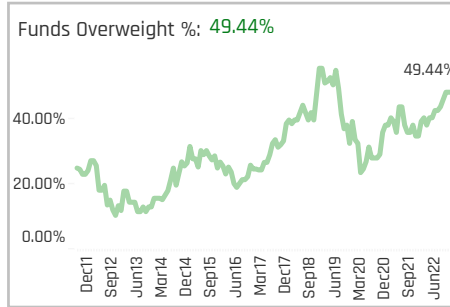
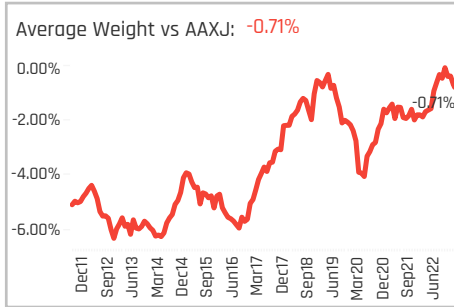
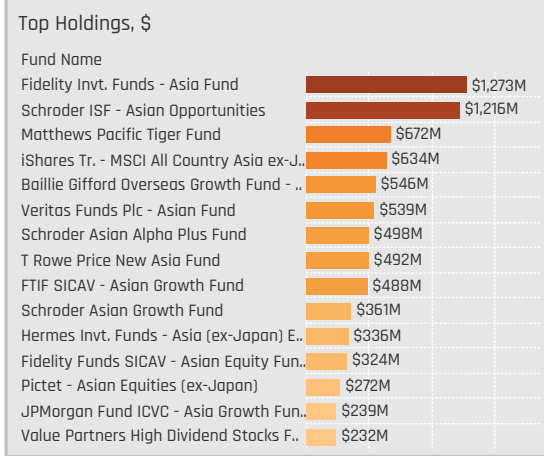
Largest Fund Level Stock Inflows/Outflows, \$

Fund Name	Stock Name	New..	Flow
T Rowe Price New Asia Fund	Samsung Electronics Co...		\$42M
Baillie Gifford Overseas Growth Fun..	Kuaishou Technology Cla..	New	\$33M
Swedbank Robur Asienfond	Taiwan Semiconductor M..		\$26M
Matthews Asia Funds - Asia (ex-Ja..	Taiwan Semiconductor M..	New	\$25M
FTIF SICAV - Asian Growth Fund	Zomato Ltd.		\$19M
Matthews Asia Funds - Asia (ex-Ja..	E Ink Holdings Inc.	New	\$18M
Vontobel Fund - mtx Sustainable A..	Wuxi Lead Intelligent Equ..	New	\$16M
BlackRock Global Funds - Asian Gro..	Samsung Electronics Co...		(\$20M)
Ninety One Glb. Strat. Fd. - Asian E..	Hon Hai Precision Industr..	Close	(\$21M)
Schroder ISF - Asian Opportunities	Samsung Electronics Co...		(\$21M)
BlackRock Global Funds - Asian Gro..	Alchip Technologies Ltd.	Close	(\$22M)
Schroder ISF - Asian Opportunities	Infosys Limited		(\$25M)
FTIF SICAV - Asian Growth Fund	NAVER Corp.	Close	(\$28M)
Matthews Pacific Tiger Fund	Taiwan Semiconductor M..		(\$40M)



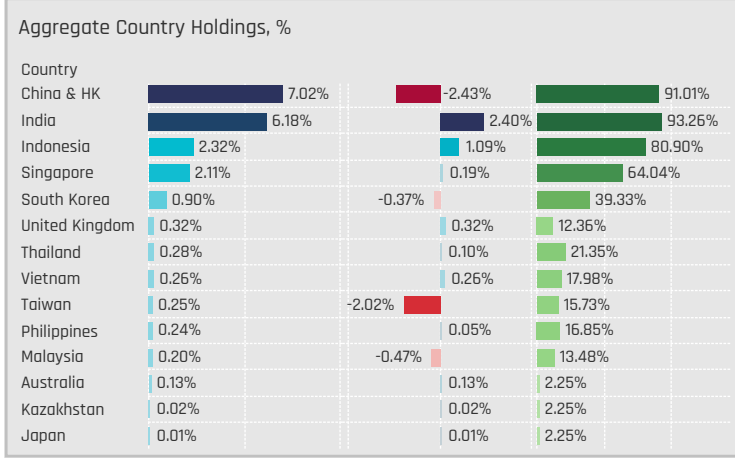
Aggregate Stock Holdings Data, Ranked by Most Widely Held.

Ticker	Stock Name	Funds Invested %	Average Weight	Vs Benchmark	Fund AUM, \$
1299-HK	AIA Group Limited	77.53%	3.16%	0.91%	\$1,794M
500180-IN	HDFC Bank Limited	62.92%	2.05%	2.05%	\$1,446M
388-HK	Hong Kong Exchanges & Clear..	58.43%	1.04%	0.19%	\$597M
532174-IN	ICICI Bank Limited	51.69%	1.40%	0.48%	\$959M
005-SG	DBS Group Holdings Ltd	46.07%	1.17%	0.36%	\$435M
BBCA-ID	PT Bank Central Asia Tbk	43.82%	0.98%	0.42%	\$539M
3968-HK	China Merchants Bank Co., Lt..	38.20%	0.63%	0.25%	\$294M
BBRI-ID	PT Bank Rakyat Indonesia (Pe..	33.71%	0.58%	0.21%	\$275M
2318-HK	Ping An Insurance (Group) Co..	33.71%	0.59%	-0.16%	\$353M
500010-IN	Housing Development Financ..	29.21%	0.82%	-0.15%	\$447M
U11-SG	United Overseas Bank Ltd. (Si..	23.60%	0.53%	0.07%	\$279M
BMRI-ID	PT Bank Mandiri (Persero) Tbk	22.47%	0.39%	0.17%	\$314M
2388-HK	BOC Hong Kong (Holdings) Li..	19.10%	0.31%	0.09%	\$119M
500247-IN	Kotak Mahindra Bank Limited	17.98%	0.31%	0.10%	\$297M
039-SG	Oversea-Chinese Banking Cor..	15.73%	0.31%	-0.25%	\$322M



Top Stock Holdings, %

Fund Name	Ticker	Stock Name	Percentage
AB SICAV I - Asia Low Volatility Equity ..	500180-IN	HDFC Bank Limited	9.06%
Fidelity Asia Fund	500180-IN	HDFC Bank Limited	9.00%
Allianz Global Investors Fund - Total Re..	500180-IN	HDFC Bank Limited	8.95%
Fidelity Funds SICAV - Asian Equity Fun..	1299-HK	AIA Group Limited	8.24%
JKC Fund - La Francaise JKC Asia Equit..	3908-HK	China International C..	8.19%
Morgan Stanley Instl. Fund - Asia Oppo..	500180-IN	HDFC Bank Limited	8.09%
Nikka AM Global Umbrella Fund - Asia (..	1299-HK	AIA Group Limited	7.63%
Fidelity Inv. Funds - Asia Fund	1299-HK	AIA Group Limited	7.52%
AB SICAV I - Asia Low Volatility Equity ..	1299-HK	AIA Group Limited	6.39%
Mirabaud - Equities Asia (ex-Japan)	1299-HK	AIA Group Limited	6.39%
HSBC GIF - Asia (ex-Japan) Equity	1299-HK	AIA Group Limited	6.37%
JPMorgan (Taiwan) Asia Domestic Opp..	1299-HK	AIA Group Limited	6.34%
Franklin Asian Equity Fund	1299-HK	AIA Group Limited	6.10%
Pictet - Asian Equities (ex-Japan)	1299-HK	AIA Group Limited	5.99%
Morgan Stanley Instl. Fund - Asia Oppo..	532174-IN	ICICI Bank Limited	5.91%



Top Country Holdings, %

Fund Name	Country	Percentage
Morgan Stanley Instl. Fund - Asia Oppo..	India	18.02%
AMC Expert Fund - Seapac	China & HK	15.36%
Morgan Stanley Inv. Fds. - Sustainabl..	India	15.10%
Fidelity Funds SICAV - Asian Equity Fun..	India	13.62%
SEB Asia (ex-Japan) Fund	China & HK	13.32%
TT International Funds Plc - Asia-Pacific..	India	13.25%
Eastspring Investments - Asian Dynam..	China & HK	12.64%
Value Partners High Dividend Stocks F..	China & HK	12.33%
Pictet - Asian Equities (ex-Japan)	China & HK	12.30%
LO Funds - Asia High Conviction	China & HK	12.18%
Fidelity Inv. Funds - Asia Fund	China & HK	11.79%
Swedbank Robur Asienfond	China & HK	11.77%
JPMorgan (Taiwan) Asia Domestic Opp..	China & HK	11.75%
JPMorgan Fund ICVC - Asia Growth Fun..	China & HK	11.74%
Fidelity Funds SICAV - Asian Equity Fun..	China & HK	11.53%

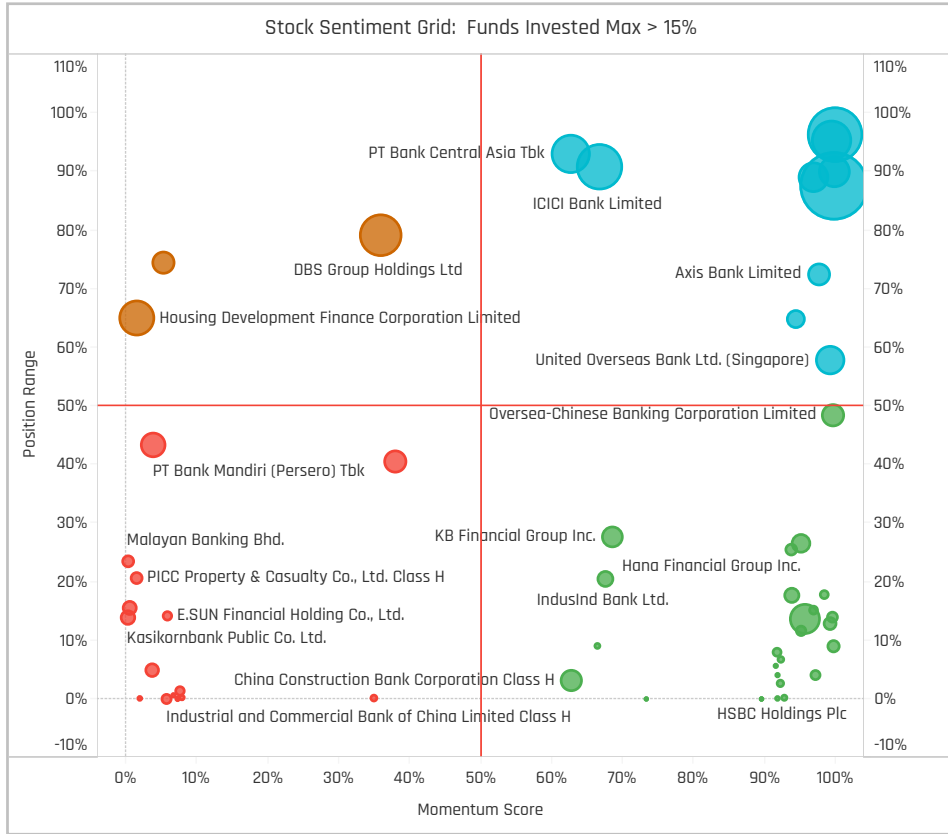
Top Stock Holdings, \$

Fund Name	Ticker	Stock Name	Value
Veritas Funds Plc - Asian Fund	500180-IN	HDFC Bank Limited	\$309M
Fidelity Inv. Funds - Asia Fund	1299-HK	AIA Group Limited	\$293M
Schroder ISF - Asian Opportunities	1299-HK	AIA Group Limited	\$250M
Schroder ISF - Asian Opportunities	500180-IN	HDFC Bank Limited	\$200M
Schroder ISF - Asian Opportunities	STAN-GB	Standard Chartered PLC	\$189M
Veritas Funds Plc - Asian Fund	500247-IN	Kotak Mahindra Bank Li..	\$188M
Fidelity Inv. Funds - Asia Fund	500180-IN	HDFC Bank Limited	\$183M
Schroder ISF - Asian Opportunities	039-SG	Oversea-Chinese Bankin..	\$159M
Matthews Pacific Tiger Fund	532174-IN	ICICI Bank Limited	\$132M
Matthews Pacific Tiger Fund	6030-HK	CITIC Securities Co. Ltd. ..	\$127M
Matthews Pacific Tiger Fund	1299-HK	AIA Group Limited	\$120M
FTIF SICAV - Asian Growth Fund	1299-HK	AIA Group Limited	\$118M
Fidelity Inv. Funds - Asia Fund	BBCA-ID	PT Bank Central Asia Tbk	\$114M
Matthews Pacific Tiger Fund	BBCA-ID	PT Bank Central Asia Tbk	\$112M
Baillie Gifford Overseas Growth Fund - ..	2318-HK	Ping An Insurance (Grou..	\$104M

Largest Changes in Fund Weight, %

Fund Name	New or C..	Change
AB FCP I - Asia (ex-Japan) Equit..		7.29%
Allianz Global Investors Fund - T..		5.31%
DJE - Asien		4.46%
TT International Funds Plc - Asia..		4.19%
EPIC Funds Plc - Oriental Focus ..		3.74%
PineBridge Global Funds - Asia (..		3.62%
Jupiter Asian Fund		2.91%
Aberdeen Asian Opportunities F..		-3.43%
GAM Multistock SICAV - Asia Foc..		-3.48%
Eastspring Investments - Asian ..		-3.87%
Matthews Asia Funds - Asia (ex-..		-4.32%
Alquity SICAV - Asia Fund		-4.40%
Swedbank Robur Asienfond		-5.31%
Maple-Brown Abbott Funds Plc ..		-8.74%

Ave Wgt Δ	Funds Invested Δ	Fund Flows, \$	Av Wgt vs AAXJ Δ	Funds O/W % Δ
0.43%	0.00%	(\$277M)	-0.41%	5.62%



Aggregate Stock Holdings Changes

Ticker	Stock Name	Funds Invested % Δ	Average Weight Δ	Fund Flows, \$
532174-IN	ICICI Bank Limited	6.74%	-0.19%	(\$51M)
500180-IN	HDFC Bank Limited	5.62%	0.24%	(\$19M)
388-HK	Hong Kong Exchanges & Cleari..	5.62%	0.04%	(\$7M)
3968-HK	China Merchants Bank Co., Ltd..	4.49%	0.11%	\$20M
039-SG	Oversea-Chinese Banking Corp..	3.37%	0.05%	(\$14M)
BBL-TH	Bangkok Bank Public Company..	3.37%	0.06%	\$20M
1023-MY	CIMB Group Holdings Bhd	3.37%	0.04%	\$35M
500010-IN	Housing Development Finance ..	-2.25%	-0.07%	(\$69M)
2328-HK	PICC Property & Casualty Co., ..	-2.25%	-0.08%	(\$14M)
055550-KR	Shinhan Financial Group Co., L..	-2.25%	-0.05%	(\$2M)
966-HK	China Taiping Insurance Holdin..	-3.37%	-0.01%	(\$1M)
2891-TW	CTBC Financial Holding Compa..	-3.37%	-0.10%	(\$20M)
KBANK-TH	Kasikornbank Public Co. Ltd.	-4.49%	-0.10%	(\$38M)
1155-MY	Malayan Banking Bhd.	-4.49%	-0.08%	(\$28M)

Largest Fund Flows, \$

Fund Name	New or Cl..	Flow
Eastspring Investments - Asian..		\$32M
Schroder Asian Alpha Plus Fund		\$24M
Matthews Asia Funds - Asia (ex..		\$23M
Swedbank Robur Asienfond		\$23M
Baillie Gifford Overseas Growth ..		\$23M
iShares Tr. - MSCI All Country A..		\$22M
Hermes Invst. Funds - Asia (ex-J..		\$16M
Schroder ISF - Asian Opportunit..		(\$29M)
Morgan Stanley Instl. Fund - As..		(\$31M)
Vontobel Fund - mtx Sustainab..		(\$38M)
BlackRock Global Funds - Asian ..		(\$51M)
Fidelity Invst. Funds - Asia Fund		(\$55M)
Matthews Pacific Tiger Fund		(\$55M)
JPMorgan Fund ICVC - Asia Gro..		(\$69M)

Largest Fund Level Changes in Stock Weight, %

Fund Name	Stock Name	New ..	Change
Maple-Brown Abbott Funds Plc - A..	DBS Group Holdings Ltd	New	4.09%
Eastspring Investments - Asian Dy..	Bangkok Bank Public Co..	New	3.89%
Fullerton Lux Funds - Asia Focus E..	BOC Hong Kong (Holding..	New	3.33%
First Sentier Invs. Glb. Umb. - FSSA..	Oversea-Chinese Banking..	New	3.28%
Invesco Funds - Asia Opportunities..	China Merchants Bank C..	New	3.26%
First Sentier Invs. Glb. Umb. - FSSA..	Oversea-Chinese Banking..	New	3.24%
Nomura Fds. Ireland Plc - Asia (ex-..	AU Small Finance Bank Li..	New	3.20%
Eastspring Investments - Asian Dy..	PICC Property & Casualty..	Close	-3.34%
Fullerton Lux Funds - Asia Focus E..	ICICI Bank Limited	Close	-3.42%
Nomura Fds. Ireland Plc - Asia (ex-..	HDFC Bank Limited	Close	-3.74%
Eastspring Investments - Asian Dy..	Oversea-Chinese Banking..	Close	-3.86%
Maple-Brown Abbott Funds Plc - A..	Housing Development Fin..	Close	-4.07%
Matthews Asia Funds - Asia (ex-Ja..	Postal Savings Bank of C..	Close	-4.53%
Matthews Asia Funds - Asia (ex-Ja..	CTBC Financial Holding C..	Close	-5.47%

Aggregate Country Holding Changes

Country	Change	Flow
South Korea	3.37%	\$1M
Vietnam	3.37%	(\$2M)
Indonesia	-0.11%	(\$105M)
United Kingdom	1.12%	\$15M
Malaysia	-0.02%	\$15M
Japan	1.12%	\$1M
India	1.12%	(\$179M)
Canada	0.00%	
Bangladesh	0.00%	
Australia	0.00%	(\$2M)
Thailand	-1.12%	(\$19M)
Philippines	-2.25%	(\$2M)
China & HK	-3.37%	\$81M
Taiwan	-4.49%	(\$19M)

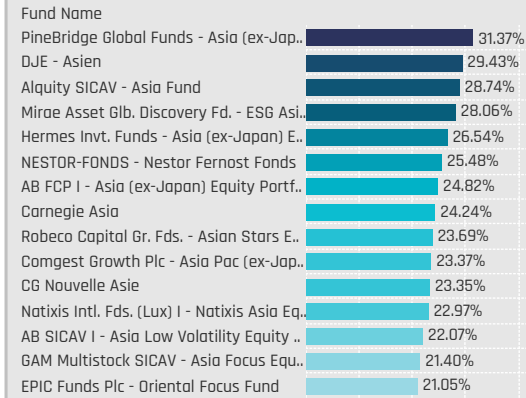
Largest Changes in Fund Country Weight, %

Fund Name	New o..	Country	Change
Fullerton Lux Funds - Asia Focus Eq..		China & HK	6.57%
Maple-Brown Abbott Funds Plc - Asi..	New	Singapore	6.32%
Invesco Funds - Asia Opportunities ..		China & HK	6.11%
BlackRock Global Funds - Asian Gro..		China & HK	5.35%
AB FCP I - Asia (ex-Japan) Equity Po..		China & HK	4.58%
PineBridge Global Funds - Asia (ex-J..		India	4.15%
Eastspring Investments - Asian Dyn..	New	Thailand	3.89%
Swedbank Robur Asienfond		India	-3.67%
Eastspring Investments - Asian Dyn..	Close	Singapore	-3.86%
Invesco Funds - Asia Opportunities ..		India	-3.94%
Morgan Stanley Instl. Fund - Asia O..		India	-3.98%
Matthews Asia Funds - Asia (ex-Jap..	Close	China & HK	-4.53%
Matthews Asia Funds - Asia (ex-Jap..	Close	Taiwan	-5.47%
Maple-Brown Abbott Funds Plc - Asi..	Close	India	-5.74%

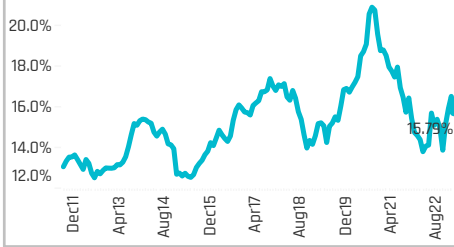
Largest Fund Level Stock Inflows/Outflows, \$

Fund Name	Stock Name	New..	Flow
Baillie Gifford Overseas Growth Fun..	Ping An Insurance (Group..		\$48M
T Rowe Price New Asia Fund	CIMB Group Holdings Bhd	New	\$27M
Ninety One Glb. Strat. Fd. - Asian E..	Ping An Insurance (Group..	New	\$21M
Baillie Gifford Overseas Growth Fun..	Star Health & Allied insur..	New	\$19M
BlackRock Global Funds - Asian Gro..	China Merchants Bank C..	New	\$18M
Swedbank Robur Asienfond	Ping An Insurance (Group..		\$18M
Schroder Asian Alpha Plus Fund	Standard Chartered PLC	New	\$16M
Fidelity Invst. Funds - Asia Fund	China Merchants Bank C..		(\$17M)
JPMorgan Fund ICVC - Asia Growth..	PT Bank Central Asia Tbk		(\$19M)
BlackRock Global Funds - Asian Gro..	Malayan Banking Bhd.	Close	(\$22M)
Baillie Gifford Overseas Growth Fun..	ICICI Lombard General In..	Close	(\$27M)
Matthews Pacific Tiger Fund	ICICI Bank Limited		(\$33M)
Fidelity Invst. Funds - Asia Fund	Housing Development Fin..		(\$39M)
FTIF SICAV - Asian Growth Fund	Kotak Mahindra Bank Li..		(\$42M)

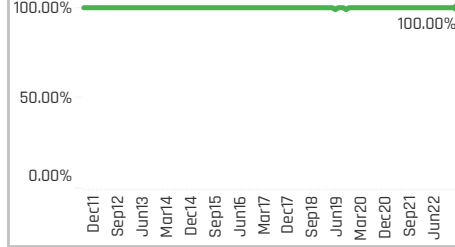
Top Holdings, %



Average Weight: 15.79%



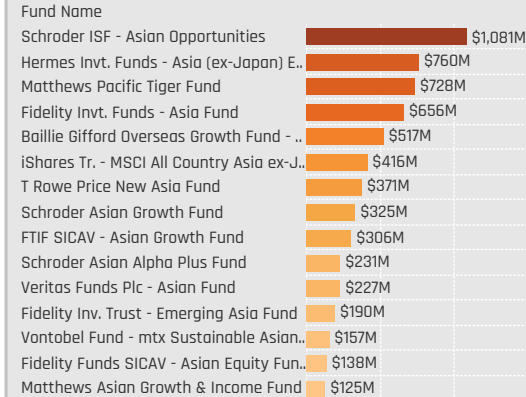
Funds Invested %: 100.00%



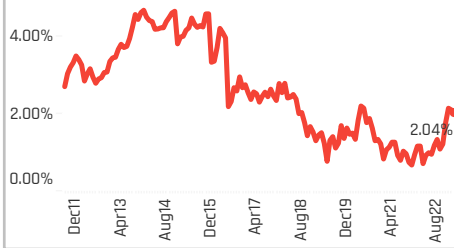
Aggregate Stock Holdings Data, Ranked by Most Widely Held.

Ticker	Stock Name	Funds Invested %	Average Weight	Vs Benchmark	Fund AUM, \$
9988-HK	Alibaba Group Holding Ltd.	80.90%	3.04%	0.14%	\$1,689M
JD-US	JD.com, Inc. Sponsored ADR C..	59.55%	1.10%	0.26%	\$845M
SE-US	Sea Ltd. (Singapore) Sponsor..	35.96%	0.34%	-0.06%	\$268M
YUMC-US	Yum China Holdings, Inc.	32.58%	0.68%	0.25%	\$519M
2313-HK	Shenzhou International Group..	29.21%	0.38%	0.22%	\$190M
PDD-US	Pinduoduo, Inc. Sponsored AD..	21.35%	0.60%	-0.19%	\$268M
2331-HK	Li Ning Company Limited	21.35%	0.34%	-0.02%	\$174M
000333-CN	Midea Group Co. Ltd. Class A	21.35%	0.36%	0.36%	\$290M
9961-HK	Trip Com Group Ltd	20.22%	0.39%	0.39%	\$160M
601888-CN	China Tourism Group Duty Fre..	19.10%	0.26%	0.19%	\$242M
532500-IN	Maruti Suzuki India Limited	19.10%	0.24%	0.01%	\$120M
1910-HK	Samsonite International S.A.	19.10%	0.38%	0.38%	\$225M
1211-HK	BYD Company Limited Class H	17.98%	0.26%	-0.12%	\$57M
TCOM-US	Trip.com Group Ltd. Sponsore..	15.73%	0.31%	-0.04%	\$122M
500520-IN	Mahindra & Mahindra Ltd.	13.48%	0.24%	0.01%	\$57M

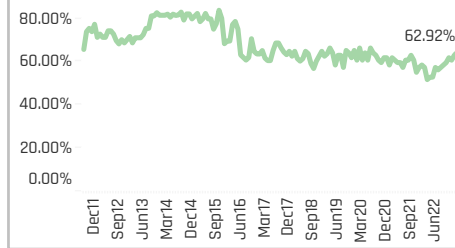
Top Holdings, \$



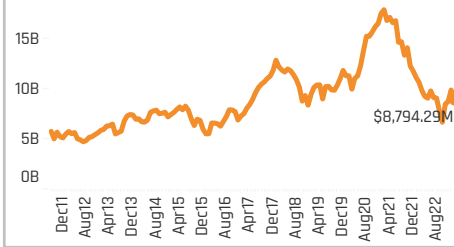
Average Weight vs AAXJ: 2.04%



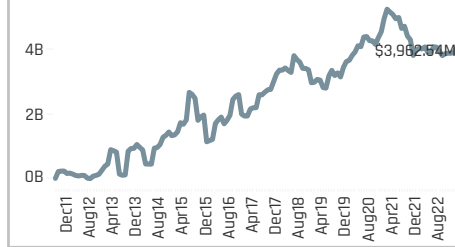
Funds Overweight %: 62.92%



Combined Fund AUM: \$8.8B



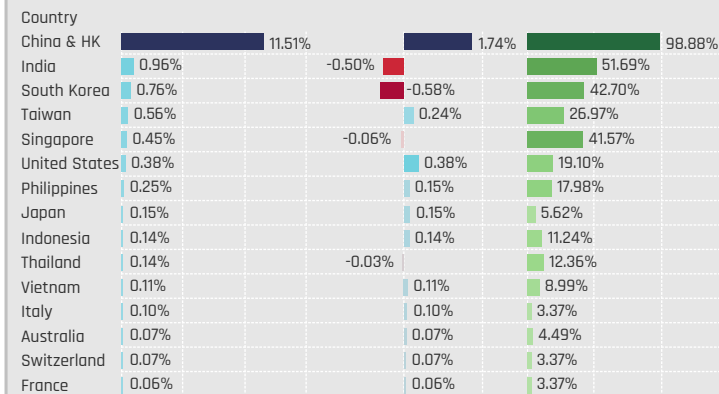
Cumulative Fund Flows: \$3,963M



Top Stock Holdings, %

Fund Name	Ticker	Stock Name	Weight (%)
JKC Fund - La Francaise JKC Asia Equit..	5904-TW	POYA International Co..	10.05%
PineBridge Global Funds - Asia (ex-Jap..	PDD-US	Pinduoduo, Inc. Spons..	9.41%
DJE - Asien	41-HK	Great Eagle Holdings ..	7.46%
Fidelity Inv. Trust - Emerging Asia Fund	9988-HK	Alibaba Group Holding..	7.45%
Waverton Inv. Fds. Plc - Asia Pacific Fu..	YUMC-US	Yum China Holdings, I..	7.12%
EPIC Funds Plc - Oriental Focus Fund	3306-HK	JNBY Design Limited	6.85%
Sydivest Fjernosten	9988-HK	Alibaba Group Holding..	6.31%
DJE - Asien	1913-HK	Prada S.p.A.	6.16%
Mirabaud - Equities Asia (ex-Japan)	9988-HK	Alibaba Group Holding..	6.09%
Eastspring Investments - Asian Dynam..	TCOM-US	Trip.com Group Ltd. Sp..	6.07%
Invesco Funds - Asia Opportunities Equ..	9988-HK	Alibaba Group Holding..	6.05%
Spaengler IQAM Asia Stock	9988-HK	Alibaba Group Holding..	5.93%
Indosuez Funds - Asia Opportunities	9988-HK	Alibaba Group Holding..	5.81%
Morgan Stanley Instl. Fund - Asia Oppo..	TCOM-US	Trip.com Group Ltd. Sp..	5.76%
Carnegie Asia	9988-HK	Alibaba Group Holding..	5.72%

Aggregate Country Holdings, %



Top Country Holdings, %

Fund Name	Country	Weight (%)
PineBridge Global Funds - Asia (ex-Jap..	China & HK	29.84%
DJE - Asien	China & HK	21.55%
Fidelity Active Strategy - Asia Fund	China & HK	19.80%
NESTOR-FONDS - Nestor Fernost Fonds	China & HK	19.00%
GAM Star Fund Plc - Asian Equity	China & HK	18.05%
AB FCP I - Asia (ex-Japan) Equity Portf..	China & HK	17.28%
GAM Multistock SICAV - Asia Focus Equ..	China & HK	16.96%
LO Funds - Asia High Conviction	China & HK	16.72%
Comgest Growth Plc - Asia Pac (ex-Jap..	China & HK	16.34%
CG Nouvelle Asie	China & HK	16.30%
Natixis Intl. Fds. (Lux) I - Natixis Asia Eq..	China & HK	16.17%
Mirae Asset Glb. Discovery Fd. - ESG Asi..	China & HK	16.13%
Robeco Capital Gr. Fds. - Asian Stars E..	China & HK	16.08%
AMC Expert Fund - Seopac	China & HK	15.97%
Prisma Asianavigator UI	China & HK	15.85%

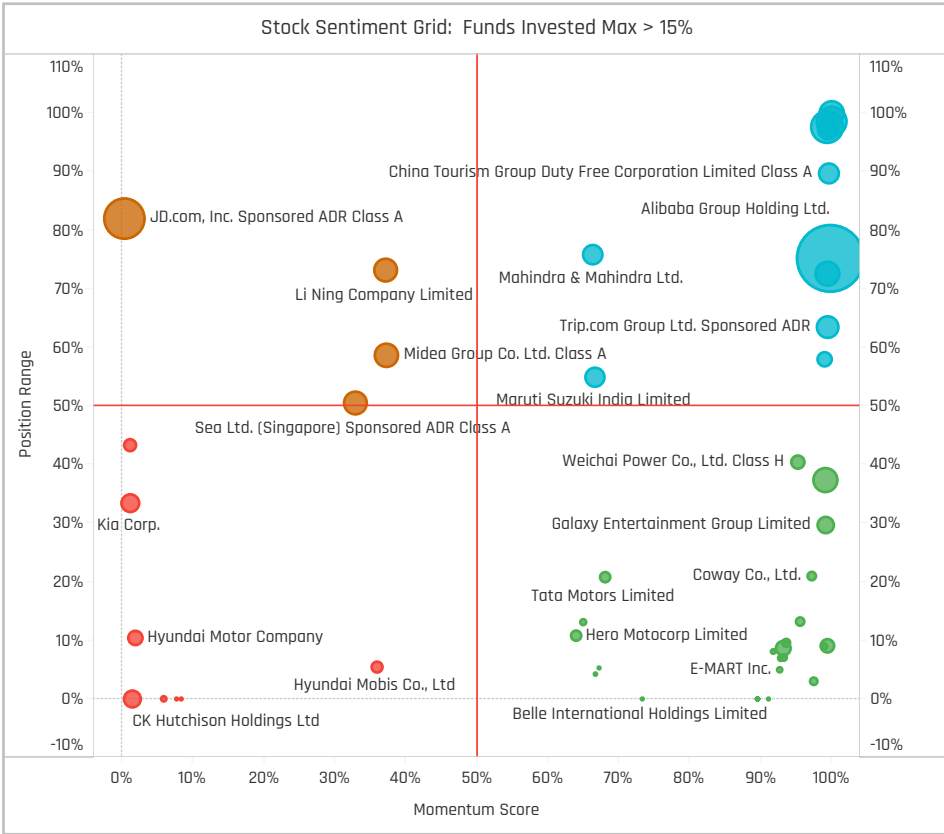
Top Stock Holdings, \$

Fund Name	Ticker	Stock Name	Value (\$)
Schroder ISF - Asian Opportunities	9988-HK	Alibaba Group Holding L..	\$155M
Fidelity Inv. Funds - Asia Fund	9988-HK	Alibaba Group Holding L..	\$148M
Matthews Pacific Tiger Fund	9988-HK	Alibaba Group Holding L..	\$145M
Schroder ISF - Asian Opportunities	1910-HK	Samsonite International..	\$135M
Matthews Pacific Tiger Fund	YUMC-US	Yum China Holdings, Inc.	\$130M
Schroder ISF - Asian Opportunities	HTHT-US	H World Group Limited S..	\$125M
Hermes Inv. Funds - Asia (ex-Japan) E..	1-HK	CK Hutchison Holdings L..	\$105M
Hermes Inv. Funds - Asia (ex-Japan) E..	UHR-CH	Swatch Group Ltd. Bearer	\$104M
Hermes Inv. Funds - Asia (ex-Japan) E..	JD-US	JD.com, Inc. Sponsored ..	\$99M
Matthews Pacific Tiger Fund	601888-C..	China Tourism Group Du..	\$97M
Schroder ISF - Asian Opportunities	JD-US	JD.com, Inc. Sponsored ..	\$95M
Hermes Inv. Funds - Asia (ex-Japan) E..	7267-JP	Honda Motor Co., Ltd.	\$94M
Schroder ISF - Asian Opportunities	YUMC-US	Yum China Holdings, Inc.	\$88M
iShares Tr. - MSCI All Country Asia ex-J..	9988-HK	Alibaba Group Holding L..	\$88M
Baillie Gifford Overseas Growth Fund - ..	JD-US	JD.com, Inc. Sponsored ..	\$85M

Largest Changes in Fund Weight, %

Fund Name	New or C..	Change
Fidelity Active Strategy - Asia F..		0.55%
BlackRock Global Funds - Asian ..		6.64%
Robeco Capital Gr. Fds. - Asian S..		5.92%
NESTOR-FONDS - Nestor Fernost..		5.71%
Eastspring Investments - Asian ..		5.48%
Swedbank Robur Asienfond		5.11%
Invesco Funds - Asia Opportuniti..		4.92%
T Rowe Price Asia Opportunities ..		-3.11%
First Sentier Invs. Glb. Umb. - FS..		-4.26%
Spaengler IQAM Asia Stock		-4.44%
First Sentier Invs. Glb. Umb. - FS..		-5.18%
DJE - Asien		-6.96%
Matthews Asia Funds - Asia (ex-..		-7.07%
Maple-Brown Abbott Funds Plc -..		-10.20%

Ave Wgt Δ	Funds Invested Δ	Fund Flows, \$	Av Wgt vs AAXJ Δ	Funds O/W % Δ
0.37%	0.00%	\$5M	0.70%	5.62%



Aggregate Stock Holdings Changes

Ticker	Stock Name	Funds Invested % Δ	Average Weight Δ	Fund Flows, \$
9961-HK	Trip Com Group Ltd	10.11%	0.23%	\$40M
PDD-US	Pinduoduo, Inc. Sponsored AD..	6.74%	0.28%	\$36M
1880-HK	China Tourism Group Duty Fre..	6.74%	0.05%	\$17M
MWG-VN	Mobile World Investment Corp	3.37%	-0.02%	\$14M
601888-CN	China Tourism Group Duty Fre..	3.37%	0.05%	\$48M
601100-CN	Jiangsu Hengli Hydraulic Co., L..	3.37%	0.05%	\$36M
1211-HK	BYD Company Limited Class H	3.37%	0.04%	\$15M
005380-KR	Hyundai Motor Company	-2.25%	-0.04%	\$1M
JD-US	JD.com, Inc. Sponsored ADR Cl..	-3.37%	-0.42%	(\$6M)
868-HK	Xinyi Glass Holdings Limited	-3.37%	-0.03%	(\$8M)
175-HK	Geely Automobile Holdings Li..	-3.37%	-0.06%	(\$3M)
002241-CN	GoerTek Inc. Class A	-3.37%	-0.07%	(\$14M)
000270-KR	Kia Corp.	-3.37%	-0.05%	(\$21M)
SE-US	Sea Ltd. (Singapore) Sponsore..	-3.37%	0.02%	(\$9M)

Largest Fund Flows, \$

Fund Name	New or Cl..	Flow
Swedbank Robur Asienfond		\$67M
Fidelity Invt. Funds - Asia Fund		\$57M
Matthews Asia Funds - Asia (ex..		\$55M
BlackRock Global Funds - Asian ..		\$34M
Hermes Invt. Funds - Asia (ex-J..		\$27M
Invesco Funds - Asia Opportuni..		\$24M
iShares Tr. - MSCI All Country A..		\$23M
First Sentier Invs. Glb. Umb. - F..		(\$16M)
Schroder Asian Alpha Plus Fund		(\$18M)
FTIF SICAV - Asian Growth Fund		(\$20M)
AB FCP I - Asia (ex-Japan) Equi..		(\$22M)
Matthews Pacific Tiger Fund		(\$46M)
T Rowe Price New Asia Fund		(\$55M)
Schroder ISF - Asian Opportunit..		(\$77M)

Largest Fund Level Changes in Stock Weight, %

Fund Name	Stock Name	New ..	Change
Nomura Fds. Ireland Plc - Asia (ex-..	Alibaba Group Holding Lt..	New	4.89%
Fidelity Active Strategy - Asia Fund	Li Ning Company Limited	New	4.39%
Invesco Funds - Asia Opportunities..	Alibaba Group Holding Lt..		4.09%
Lansforsakringar Asienfonden	Alibaba Group Holding Lt..	New	3.88%
Fidelity Active Strategy - Asia Fund	Galaxy Entertainment Gr..	New	3.87%
PineBridge Global Funds - Asia (ex..	Pinduoduo, Inc. Sponsore..		3.66%
GAM Star Fund Plc - Asian Equity	Pinduoduo, Inc. Sponsore..		3.38%
Carnegie Asia	CK Hutchison Holdings Ltd	Close	-3.86%
DJE - Asien	CK Hutchison Holdings Ltd		-3.98%
Matthews Asia Funds - Asia (ex-Ja..	Medlive Technology Co., L..		-4.10%
Matthews Asia Funds - Asia (ex-Ja..	Tam Jai International Co..		-4.18%
DJE - Asien	Shimano Inc.		-4.33%
Matthews Asia Funds - Asia (ex-Ja..	MR. D.I.Y. Group (M) Bhd.		-4.59%
Matthews Asia Funds - Asia (ex-Ja..	POYA International Co., L..		-5.09%

Aggregate Country Holding Changes

Country	Change	Fund Flows, \$
Vietnam	2.25%	\$21M
United States	2.25%	(\$8M)
Thailand	2.25%	(\$9M)
Japan	1.12%	(\$4M)
Australia	1.12%	(\$2M)
Taiwan	1.12%	(\$1M)
United Kingdom	0.00%	\$0M
Bangladesh	0.00%	\$0M
India	-1.12%	(\$35M)
Malaysia	-1.12%	(\$0M)
Italy	-1.12%	(\$1M)
South Korea	-1.12%	(\$2M)
Indonesia	-2.25%	(\$8M)
Singapore	-5.62%	(\$14M)

Largest Changes in Fund Country Weight, %

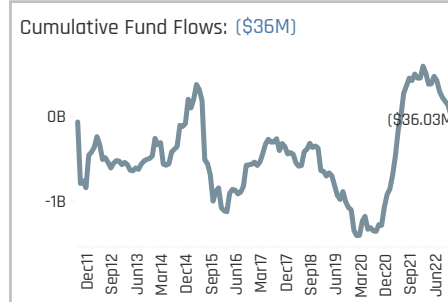
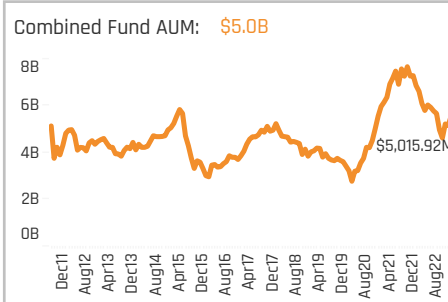
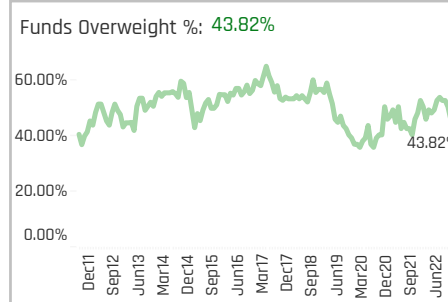
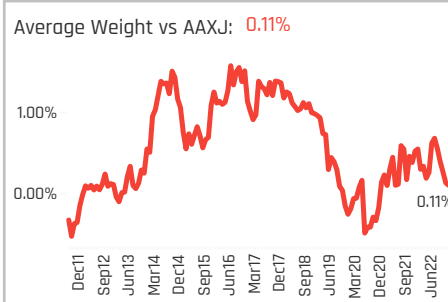
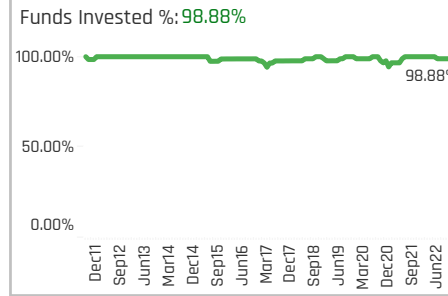
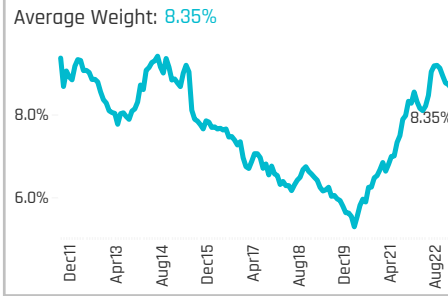
Fund Name	New o..	Country	Change
Fidelity Active Strategy - Asia Fund		China & HK	10.55%
PineBridge Global Funds - Asia (ex-J..		China & HK	8.12%
Eastspring Investments - Asian Dyn..		China & HK	7.36%
NESTOR-FONDS - Nestor Fernost Fa..		China & HK	6.86%
BlackRock Global Funds - Asian Gro..		China & HK	6.64%
Robeco Capital Gr. Fds. - Asian Star..		China & HK	5.65%
Mirae Asset Glb. Discovery Fd. - ESG ..		China & HK	4.70%
EPIC Funds Plc - Oriental Focus Fund		Taiwan	-3.22%
Spaengler IQAM Asia Stock		China & HK	-3.42%
First Sentier Invs. Glb. Umb. - FSSA ..		India	-3.45%
Maple-Brown Abbott Funds Plc - Asi..		China & HK	-3.94%
Matthews Asia Funds - Asia (ex-Jap..		Malaysia	-4.59%
DJE - Asien		Japan	-5.04%
Matthews Asia Funds - Asia (ex-Jap..		Taiwan	-5.09%

Largest Fund Level Stock Inflows/Outflows, \$

Fund Name	Stock Name	New..	Flow
Fidelity Invt. Funds - Asia Fund	China Tourism Group Dut..	New	\$37M
T Rowe Price New Asia Fund	Jiangsu Hengli Hydraulic ..	New	\$27M
Hermes Invt. Funds - Asia (ex-Japa..	Alibaba Group Holding Lt..		\$23M
Vantobel Fund - mtX Sustainable A..	Pinduoduo, Inc. Sponsore..	New	\$20M
FTIF SICAV - Asian Growth Fund	Weichai Power Co., Ltd. C..		\$19M
Nomura Fds. Ireland Plc - Asia (ex-J..	Alibaba Group Holding Lt..	New	\$17M
Swedbank Robur Asienfond	Alibaba Group Holding Lt..		\$15M
Fidelity Funds SICAV - Asian Equity..	Galaxy Entertainment Gr..		(\$23M)
FTIF SICAV - Asian Growth Fund	Yum China Holdings, Inc.		(\$24M)
Matthews Pacific Tiger Fund	TopSports International ..		(\$26M)
FTIF SICAV - Asian Growth Fund	Alibaba Group Holding Lt..		(\$26M)
T Rowe Price New Asia Fund	H World Group Limited S..		(\$31M)
T Rowe Price New Asia Fund	Compagnie Financiere Ri..		(\$34M)
Schroder ISF - Asian Opportunities	Oppein Home Group, Inc. ..		(\$37M)

Top Holdings, %

Fund Name	Weight
JKC Fund - La Francaise JKC Asia Equit..	29.73%
Matthews Asia Funds - Asia (ex-Japan)..	19.65%
Skandia Asia	17.16%
Baring Eastern Trust	16.38%
Lansforsakringar Asienfonden	15.86%
Value Partners High Dividend Stocks F..	15.66%
Manulife Global Fund - Sustainable Asi..	14.49%
Matthews Pacific Tiger Fund	13.60%
NESTOR-FONDS - Nestor Fernost Fonds	13.40%
Matthews Asian Growth & Income Fund	13.28%
Hamon Asian Funds - Asia ESG Focus F..	13.21%
Waverton Invnt. Fds. Plc - Asia Pacific Fu..	12.92%
Nordea 1 - Asia ex-Japan Equity Fund	12.51%
PineBridge Global Funds - Asia (ex-Jap..	12.16%
Wellington Mgmt. Fds. (LU) - Asian Opp..	12.07%



Aggregate Stock Holdings Data, Ranked by Most Widely Held.

Ticker	Stock Name	Funds Invested %	Average Weight	Vs Benchmark	Fund AUM, \$
3690-HK	Meituan Class B	58.43%	1.18%	-0.36%	\$723M
669-HK	Techtronic Industries Co., Ltd.	47.19%	0.67%	0.44%	\$428M
600406-CN	NARI Technology Co., Ltd. Clas..	22.47%	0.34%	0.31%	\$150M
300274-CN	Sungrow Power Supply Co., Lt..	21.35%	0.27%	0.24%	\$300M
300750-CN	Contemporary Amperex Tech..	20.22%	0.21%	0.05%	\$66M
300124-CN	Shenzhen Inovance Technolo..	20.22%	0.32%	0.29%	\$550M
AOT-TH	Airports of Thailand Public Co...	16.85%	0.24%	0.09%	\$85M
5871-TW	Chailase Holding Co. Ltd.	16.85%	0.26%	0.07%	\$190M
600031-CN	Sany Heavy Industry Co., Ltd. ..	11.24%	0.14%	0.12%	\$98M
ASII-ID	PT Astra International Tbk	8.99%	0.15%	0.00%	\$71M
028050-KR	Samsung Engineering Co., Ltd.	8.99%	0.12%	0.06%	\$164M
600885-CN	Hongfa Technology Co., Ltd. C..	7.87%	0.08%	0.07%	\$66M
531344-IN	Container Corporation of Indli..	7.87%	0.10%	0.06%	\$74M
300347-CN	Hangzhou Tigermud Consultin..	7.87%	0.09%	0.08%	\$31M
2588-HK	BOC Aviation Limited	7.87%	0.16%	0.14%	\$41M

Top Holdings, \$

Fund Name	Value
Veritas Funds Plc - Asian Fund	\$643M
Matthews Pacific Tiger Fund	\$581M
Schroder ISF - Asian Opportunities	\$375M
Baillie Gifford Overseas Growth Fund - ..	\$315M
T Rowe Price New Asia Fund	\$264M
iShares Tr. - MSCI All Country Asia ex-J..	\$249M
Value Partners High Dividend Stocks F..	\$239M
Fidelity Invnt. Funds - Asia Fund	\$206M
Schroder Asian Growth Fund	\$144M
Pictet - Asian Equities (ex-Japan)	\$109M
FTIF SICAV - Asian Growth Fund	\$104M
Matthews Asian Growth & Income Fund	\$102M
Hermes Invnt. Funds - Asia (ex-Japan) E..	\$98M
Matthews Asia Funds - Asia (ex-Japan)..	\$96M
Fidelity Asia Fund	\$88M

Top Stock Holdings, %

Fund Name	Ticker	Stock Name	Weight
JKC Fund - La Francaise JKC Asia Equit..	2588-HK	BOC Aviation Limited	6.99%
Veritas Funds Plc - Asian Fund	300124-CN	Shenzhen Inovance Te..	5.87%
DJE - Asien	576-HK	Zhejiang Expressway ..	5.35%
Morgan Stanley Instl. Fund - Asia Oppo..	3690-HK	Meituan Class B	5.09%
NESTOR-FONDS - Nestor Fernost Fonds	398-HK	Oriental Watch Holdin..	5.06%
JKC Fund - La Francaise JKC Asia Equit..	002690-CN	Hefei Meyer Optoelect..	5.05%
EPIC Funds Plc - Oriental Focus Fund	500510-IN	Larsen & Toubro Ltd..	4.68%
Fidelity Asia Fund	669-HK	Techtronic Industries ..	4.67%
Waverton Invnt. Fds. Plc - Asia Pacific Fu..	ASII-ID	PT Astra International..	4.65%
JKC Fund - La Francaise JKC Asia Equit..	6409-TW	Valtronic Power Techn..	4.58%
Waverton Invnt. Fds. Plc - Asia Pacific Fu..	5871-TW	Chailase Holding Co. ..	4.52%
JKC Fund - La Francaise JKC Asia Equit..	505255-IN	GMM Pfaudler Limited	4.40%
Maple-Brown Abbott Funds Plc - Asia-E..	9917-TW	Taiwan Secom Co., Ltd.	4.31%
Hamon Asian Funds - Asia ESG Focus F..	500510-IN	Larsen & Toubro Ltd..	3.99%
Fidelity Asia Fund	002027-CN	Focus Media Informati..	3.94%

Aggregate Country Holdings, %

Country	Weight	Change
China & HK	5.50%	1.54%
Taiwan	0.68%	-0.36%
India	0.65%	-0.29%
South Korea	0.40%	-0.82%
Singapore	0.36%	-0.04%
Thailand	0.26%	0.02%
Indonesia	0.20%	0.03%
Philippines	0.09%	0.02%
Japan	0.08%	0.08%
Malaysia	0.03%	-0.17%
Australia	0.02%	0.02%
Vietnam	0.02%	0.02%
United States	0.02%	1.12%
Netherlands	0.02%	2.25%
British Virgin Islands	0.01%	1.12%

Top Country Holdings, %

Fund Name	Country	Weight
JKC Fund - La Francaise JKC Asia Equit..	China & HK	20.76%
Value Partners High Dividend Stocks F..	China & HK	13.20%
Matthews Asia Funds - Asia (ex-Japan)..	China & HK	12.37%
Skandia Asia	China & HK	11.90%
NESTOR-FONDS - Nestor Fernost Fonds	China & HK	11.71%
Baring Eastern Trust	China & HK	11.67%
Fidelity Asia Fund	China & HK	11.13%
Lansforsakringar Asienfonden	China & HK	11.10%
Veritas Funds Plc - Asian Fund	China & HK	10.88%
AB SICAV I - Asia Low Volatility Equity ..	China & HK	9.94%
Wellington Mgmt. Fds. (LU) - Asian Opp..	China & HK	9.35%
Pictet - Asian Equities (ex-Japan)	China & HK	9.34%
Hamon Asian Funds - Asia ESG Focus F..	China & HK	9.22%
Nordea 1 - Asia ex-Japan Equity Fund	China & HK	8.65%
PineBridge Global Funds - Asia (ex-Jap..	China & HK	8.64%

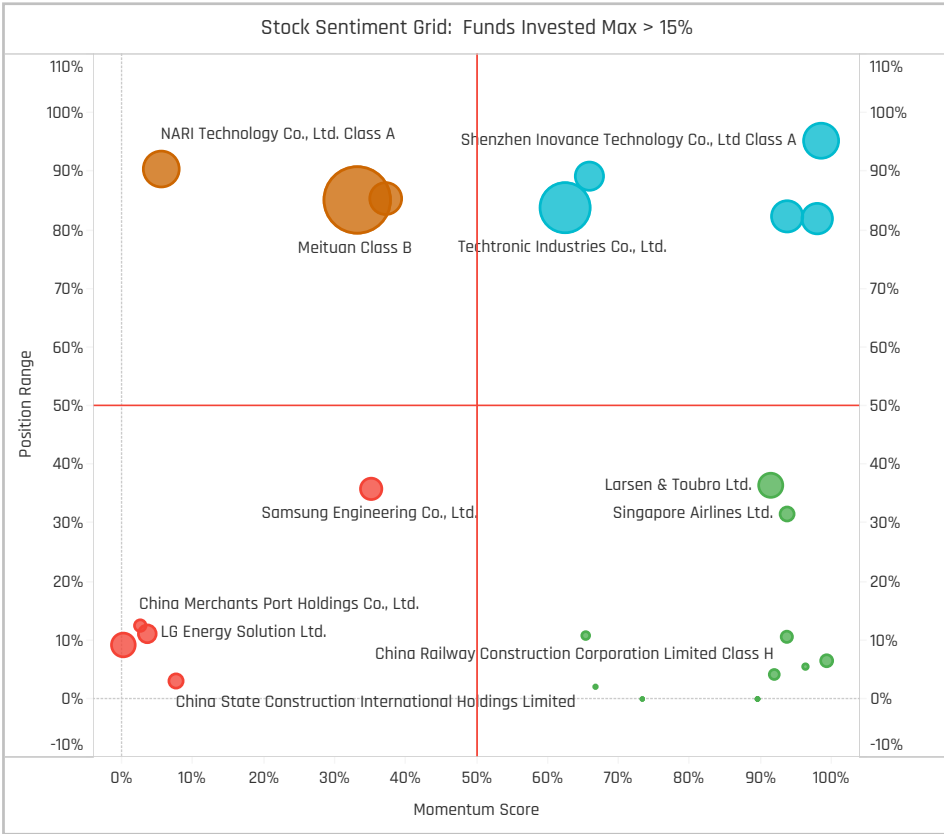
Top Stock Holdings, \$

Fund Name	Ticker	Stock Name	Value
Veritas Funds Plc - Asian Fund	300124-C..	Shenzhen Inovance Tech..	\$347M
Veritas Funds Plc - Asian Fund	300274-C..	Sungrow Power Supply ..	\$214M
Schroder ISF - Asian Opportunities	669-HK	Techtronic Industries Co..	\$120M
Matthews Pacific Tiger Fund	3690-HK	Meituan Class B	\$107M
Fidelity Invnt. Funds - Asia Fund	3690-HK	Meituan Class B	\$101M
Matthews Pacific Tiger Fund	300124-C..	Shenzhen Inovance Tech..	\$100M
Matthews Pacific Tiger Fund	5871-TW	Chailase Holding Co. Lt..	\$85M
Matthews Pacific Tiger Fund	500477-IN	Ashok Leyland Limited	\$77M
Schroder ISF - Asian Opportunities	1882-HK	Haitian International Hol..	\$75M
Matthews Pacific Tiger Fund	028050-..	Samsung Engineering C..	\$73M
Schroder ISF - Asian Opportunities	603195-C..	Gongniu Group Co. Ltd. C..	\$68M
Veritas Funds Plc - Asian Fund	300012-C..	Centre Testing Internati..	\$69M
Baillie Gifford Overseas Growth Fund - ..	028050-..	Samsung Engineering C..	\$58M
Schroder ISF - Asian Opportunities	3690-HK	Meituan Class B	\$57M
T Rowe Price New Asia Fund	3690-HK	Meituan Class B	\$56M

Largest Changes in Fund Weight, %

Fund Name	New or C..	Change
Maple-Brown Abbott Funds Plc - ..		4.81%
TT International Funds Plc - Asia..		3.08%
Skandia Asia		2.37%
Vontobel Fund - mtx Sustainabl..		2.03%
Carnegie Asia		1.70%
Morgan Stanley Invnt. Fds. - Sust..		1.63%
Jupiter Asian Fund		1.43%
Alquity SICAV - Asia Fund		-3.25%
Mirae Asset Glb. Discovery Fd. - ..		-3.53%
First Sentier Invs. Glb. Umb. - FS..		-4.33%
GAM Star Fund Plc - Asian Equity		-4.58%
Matthews Asia Funds - Asia (ex-..		-5.22%
First Sentier Invs. Glb. Umb. - FS..		-6.07%
NN (L) - Asia Income		-6.42%

Ave Wgt Δ	Funds Invested Δ	Fund Flows, \$	Av Wgt vs AAXJ Δ	Funds O/W % Δ
-0.89%	0.00%	(\$288M)	-0.45%	-8.99%



Aggregate Stock Holdings Changes

Ticker	Stock Name	Funds Invested % Δ	Average Weight Δ	Fund Flows, \$
BN4-SG	Keppel Corporation Limited	3.37%	0.03%	\$20M
3690-HK	Meituan Class B	3.37%	-0.42%	(\$43M)
688032-CN	Hoymiles Power Electronics, In..	2.25%	0.01%	\$18M
6409-TW	Voltronic Power Technology Co..	2.25%	0.03%	\$9M
600885-CN	Hongfa Technology Co., Ltd. Cl..	2.25%	0.01%	\$3M
600233-CN	YTO Express Group Co.,Ltd. Cla..	2.25%	0.01%	\$14M
2588-HK	BOC Aviation Limited	2.25%	0.02%	\$12M
241560-KR	Doosan Babcat Inc.	-2.25%	-0.02%	(\$22M)
1590-TW	Airtac International Group	-2.25%	-0.01%	(\$3M)
144-HK	China Merchants Port Holdings..	-2.25%	-0.02%	(\$1M)
1308-HK	SITC International Holdings Co..	-2.25%	-0.03%	(\$4M)
2343-HK	Pacific Basin Shipping Limited	-3.37%	-0.01%	(\$4M)
002050-CN	Zhejiang Sanhua Intelligent C..	-3.37%	-0.05%	(\$14M)
ASII-ID	PT Astra International Tbk	-4.49%	-0.18%	(\$63M)

Largest Fund Flows, \$

Fund Name	New or Cl..	Flow
Matthews Asia Funds - Asia (ex-..		\$62M
iShares Tr. - MSCI All Country A..		\$19M
Fidelity Invnt. Funds - Asia Fund		\$13M
Vontobel Fund - mtx Sustainab..		\$13M
Eastspring Investments - Asian..		\$12M
Skandia Asia		\$10M
Hermes Invnt. Funds - Asia (ex-J..		\$10M
LO Funds - Asia High Conviction		(\$10M)
Fidelity Inv. Trust - Emerging As..		(\$11M)
First Sentier Invs. Glb. Umb. - F..		(\$18M)
JPMorgan Fund ICVC - Asia Gro..		(\$22M)
T Rowe Price New Asia Fund		(\$41M)
Baillie Gifford Overseas Growth ..		(\$49M)
Matthews Pacific Tiger Fund		(\$194M)

Largest Fund Level Changes in Stock Weight, %

Fund Name	Stock Name	New ..	Change
Maple-Brown Abbott Funds Plc - A..	Taiwan Secom Co., Ltd.	New	4.31%
Maple-Brown Abbott Funds Plc - A..	Meitec Corporation	New	3.20%
Fullerton Lux Funds - Asia Focus E..	China National Nuclear P..	New	2.89%
Maple-Brown Abbott Funds Plc - A..	S-1 Corporation	New	2.24%
Fullerton Lux Funds - Asia Focus E..	Meituan Class B	New	2.23%
Matthews Asia Funds - Asia (ex-Ja..	Ashok Leyland Limited	New	2.09%
PineBridge Global Funds - Asia (ex..	Sungrow Power Supply C..		2.04%
EPIC Funds Plc - Oriental Focus Fu..	PT Astra International Tbk	Close	-3.57%
Invesco Funds - Asia Opportunities..	Meituan Class B	Close	-3.59%
PineBridge Global Funds - Asia (ex..	Zhejiang Sanhua Intellig..	Close	-4.08%
Matthews Asia Funds - Asia (ex-Ja..	LG Energy Solution Ltd.		-4.12%
NN (L) - Asia Income	PT Astra International Tbk	Close	-4.78%
Matthews Asia Funds - Asia (ex-Ja..	SATS Ltd		-5.10%
Matthews Asia Funds - Asia (ex-Ja..	Marimatsu International ..		-5.91%

Aggregate Country Holding Changes

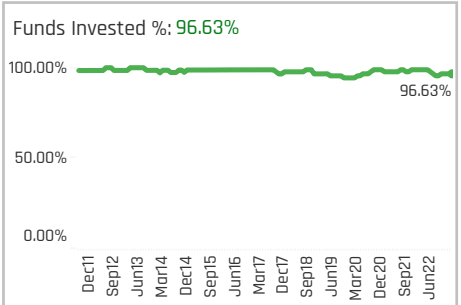
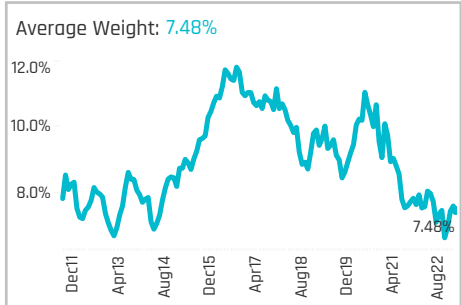
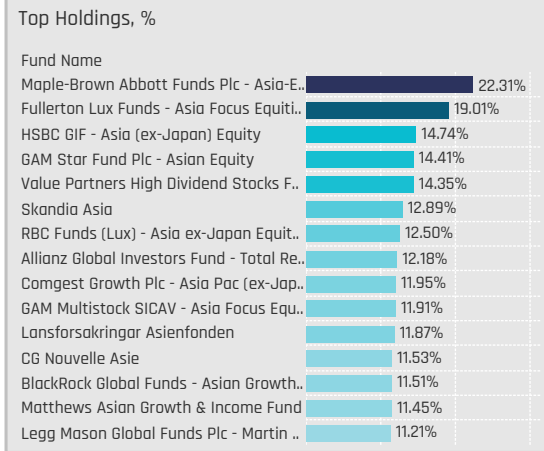
Country	Change	Flow
India	1.12%	(\$33M)
Thailand	1.12%	(\$4M)
South Korea	1.12%	(\$71M)
Malaysia	1.12%	\$2M
Vietnam	0.00%	\$1M
Sri Lanka	0.00%	
Norway	0.00%	
Australia	0.00%	\$0M
United States	-1.12%	(\$6M)
Singapore	-1.12%	(\$95M)
China & HK	-1.12%	\$16M
Philippines	-2.25%	(\$7M)
Indonesia	-3.37%	(\$62M)
Taiwan	-3.37%	(\$30M)

Largest Changes in Fund Country Weight, %

Fund Name	New o..	Country	Change
Maple-Brown Abbott Funds Plc - Asi..	New	Taiwan	4.31%
Fullerton Lux Funds - Asia Focus Eq..		China & HK	3.54%
Maple-Brown Abbott Funds Plc - Asi..	New	Japan	3.20%
Skandia Asia		China & HK	2.74%
BlackRock Global Funds - Asian Gro..	New	India	2.36%
Maple-Brown Abbott Funds Plc - Asi..	New	South Korea	2.24%
Matthews Asia Funds - Asia (ex-Jap..	New	India	2.09%
Spaengler IQAM Asia Stock		China & HK	-3.73%
Mirae Asset Glb. Discovery Fd. - ESG ..		China & HK	-3.76%
First Sentier Invs. Glb. Umb. - FSSA ..		China & HK	-3.89%
Invesco Funds - Asia Opportunities ..	Close	China & HK	-3.98%
Maple-Brown Abbott Funds Plc - Asi..		China & HK	-4.95%
Matthews Asia Funds - Asia (ex-Jap..		South Korea	-5.06%
Matthews Asia Funds - Asia (ex-Jap..		Singapore	-5.10%

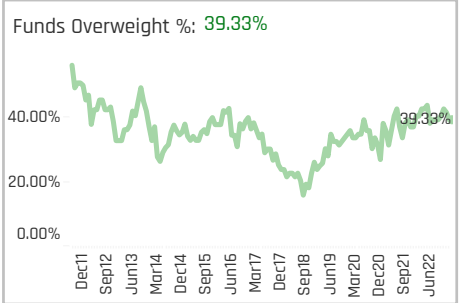
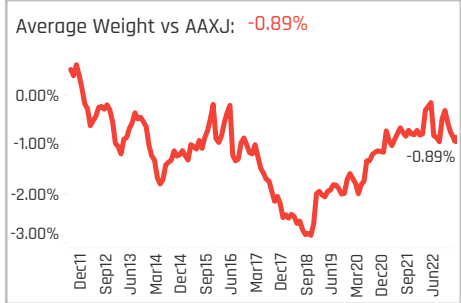
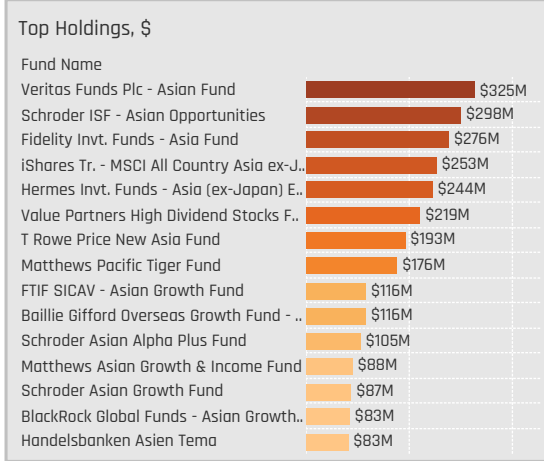
Largest Fund Level Stock Inflows/Outflows, \$

Fund Name	Stock Name	New..	Flow
T Rowe Price New Asia Fund	Hoymiles Power Electroni..	New	\$15M
FTIF SICAV - Asian Growth Fund	Shenzhen Inovance Tech..		\$15M
Vontobel Fund - mtx Sustainable A..	YTO Express Group Co.,L..	New	\$14M
iShares Tr. - MSCI All Country Asia ..	Meituan Class B		\$13M
Hermes Invnt. Funds - Asia (ex-Japa..	Cathay Pacific Airways Li..		\$11M
Matthews Asia Funds - Asia (ex-Ja..	Ashok Leyland Limited	New	\$11M
Ninety One Glb. Strat. Fd. - Asian E..	Keppel Corporation Limit..	New	\$10M
Baillie Gifford Overseas Growth Fun..	Hyundai Mipo Dockyard C..		(\$20M)
Baillie Gifford Overseas Growth Fun..	LG Energy Solution Ltd.	Close	(\$20M)
Matthews Pacific Tiger Fund	Doosan Babcat Inc.	Close	(\$21M)
FTIF SICAV - Asian Growth Fund	Meituan Class B		(\$21M)
Matthews Pacific Tiger Fund	Ashok Leyland Limited		(\$40M)
Matthews Pacific Tiger Fund	PT Astra International Tbk		(\$43M)
Matthews Pacific Tiger Fund	SATS Ltd	Close	(\$63M)



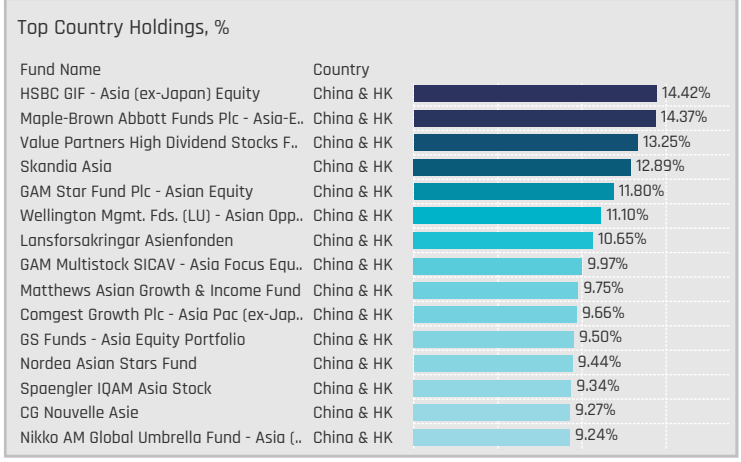
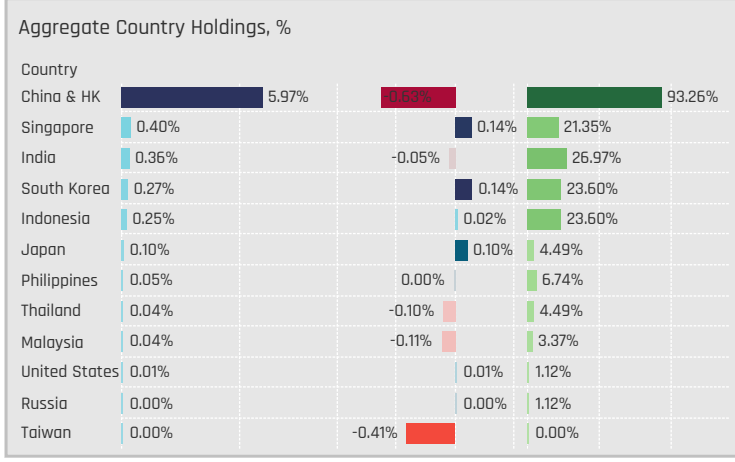
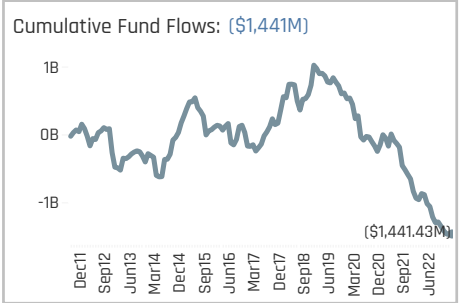
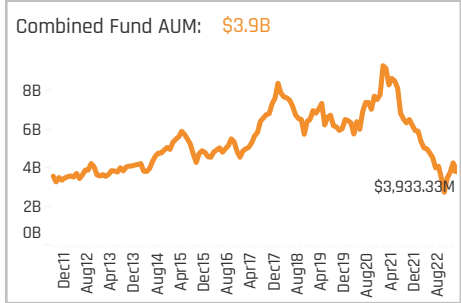
Aggregate Stock Holdings Data, Ranked by Most Widely Held.

Ticker	Stock Name	Funds Invested %	Average Weight	Vs Benchmark	Fund AUM, \$
700-HK	Tencent Holdings Ltd.	83.15%	4.12%	-0.73%	\$2,379M
NTESF-US	NetEase, Inc.	32.58%	0.57%	0.02%	\$297M
BIDU-US	Baidu Inc Sponsored ADR Clas..	24.72%	0.55%	-0.12%	\$296M
Z74-SG	Singapore Telecommunicatio..	21.35%	0.40%	0.14%	\$100M
TLKM-ID	PT Telkom Indonesia (Persero..	19.10%	0.21%	-0.01%	\$61M
532454-IN	Bharti Airtel Limited	11.24%	0.22%	-0.14%	\$79M
MMYT-US	MakeMyTrip Ltd.	7.87%	0.07%	0.07%	\$21M
6823-HK	HKT Trust and HKT Ltd	7.87%	0.09%	0.00%	\$51M
030200-KR	KT Corporation	5.62%	0.05%	0.05%	\$23M
017670-KR	SK Telecom Co., Ltd.	5.62%	0.06%	0.06%	\$10M
300059-CN	East Money Information Co., L.	4.49%	0.06%	0.01%	\$20M
035900-KR	JYP Entertainment Corp	4.49%	0.03%	0.03%	\$7M
030000-KR	Cheil Worldwide Inc.	4.49%	0.06%	0.04%	\$10M
CNVRG-PH	Converge Information & Com..	3.37%	0.02%	0.02%	\$23M
ATHM-US	Autohome, Inc. Sponsored AD..	3.37%	0.07%	0.02%	\$10M



Top Stock Holdings, %

Fund Name	Ticker	Stock Name	Percentage
Maple-Brown Abbott Funds Plc - Asia-E.	941-HK	China Mobile Limited	8.69%
GS Funds - Asia Equity Portfolio	700-HK	Tencent Holdings Ltd.	8.61%
Value Partners High Dividend Stocks F..	728-HK	China Telecom Corp. L.	8.58%
Nomura Fds. Ireland Plc - Asia (ex-Japa..	700-HK	Tencent Holdings Ltd.	7.49%
Polar Capital Funds Plc - Asian Stars F..	700-HK	Tencent Holdings Ltd.	7.49%
Skandia Asia	700-HK	Tencent Holdings Ltd.	7.36%
Swedbank Robur Asienfond	700-HK	Tencent Holdings Ltd.	7.30%
Baring Eastern Trust	700-HK	Tencent Holdings Ltd.	7.23%
Nordea Asian Stars Fund	700-HK	Tencent Holdings Ltd.	7.17%
Natixis Intl. Fds. (Lux) I - Natixis Asia Eq.	700-HK	Tencent Holdings Ltd.	6.87%
Fullerton Lux Funds - Asia Focus Equiti..	Z74-SG	Singapore Telecommu..	6.86%
JPMorgan Fund ICVC - Asia Growth Fun..	700-HK	Tencent Holdings Ltd.	6.83%
Invesco Funds - Asia Opportunities Equ..	700-HK	Tencent Holdings Ltd.	6.81%
Mirabaud - Equities Asia (ex-Japan)	700-HK	Tencent Holdings Ltd.	6.77%
Alquity SICAV - Asia Fund	700-HK	Tencent Holdings Ltd.	6.74%



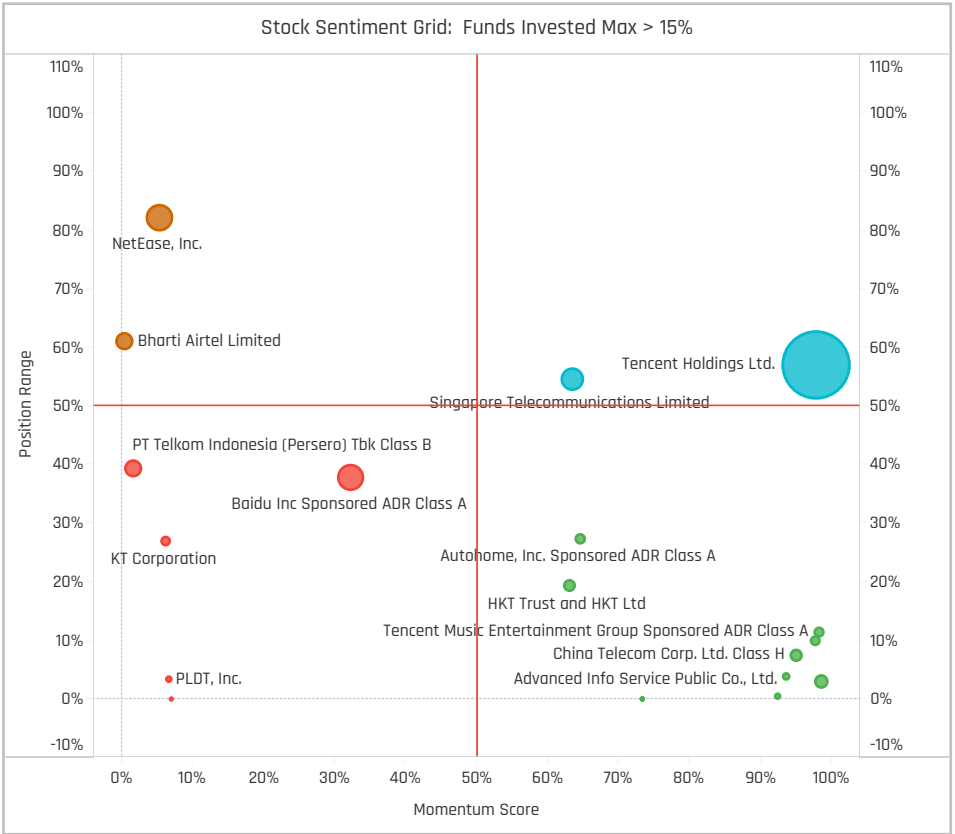
Top Stock Holdings, \$

Fund Name	Ticker	Stock Name	Amount
Schroder ISF - Asian Opportunities	700-HK	Tencent Holdings Ltd.	\$249M
Fidelity Inv. Funds - Asia Fund	700-HK	Tencent Holdings Ltd.	\$238M
Veritas Funds Plc - Asian Fund	700-HK	Tencent Holdings Ltd.	\$214M
Matthews Pacific Tiger Fund	700-HK	Tencent Holdings Ltd.	\$176M
T Rowe Price New Asia Fund	700-HK	Tencent Holdings Ltd.	\$160M
Hermes Inv. Funds - Asia (ex-Japan) E..	BIDU-US	Baidu Inc Sponsored AD..	\$147M
iShares Tr. - MSCI All Country Asia ex-J..	700-HK	Tencent Holdings Ltd.	\$147M
Value Partners High Dividend Stocks F..	728-HK	China Telecom Corp. Ltd..	\$131M
FTIF SICAV - Asian Growth Fund	700-HK	Tencent Holdings Ltd.	\$108M
Schroder Asian Alpha Plus Fund	700-HK	Tencent Holdings Ltd.	\$79M
Veritas Funds Plc - Asian Fund	NTESF-US	NetEase, Inc.	\$74M
Schroder Asian Growth Fund	700-HK	Tencent Holdings Ltd.	\$70M
Hermes Inv. Funds - Asia (ex-Japan) E..	WB-US	Weibo Corp. Sponsored ..	\$59M
Baillie Gifford Overseas Growth Fund - ..	700-HK	Tencent Holdings Ltd.	\$53M
JPMorgan Fund ICVC - Asia Growth Fun..	700-HK	Tencent Holdings Ltd.	\$51M

Largest Changes in Fund Weight, %

Fund Name	New or C..	Change
Fullerton Lux Funds - Asia Focus..		5.42%
GAM Star Fund Plc - Asian Equity		5.33%
Spaengler IQAM Asia Stock		4.36%
Matthews Asia Funds - Asia (ex-..	New	4.27%
Maple-Brown Abbott Funds Plc -..		3.26%
Invesco Funds - Asia Opportuniti..		2.55%
Skandia Asia		2.24%
GAM Multistock SICAV - Asia Foc..		-2.08%
Waverton Inv. Fds. Plc - Asia Pa..		-2.17%
Amundi Funds - Asia Equity Con..		-2.28%
LO Funds - Asia High Conviction		-3.11%
NESTOR-FONDS - Nestor Fernost..		-4.71%
PineBridge Global Funds - Asia (..		-5.76%
Carnegie Asia		-8.32%

Ave Wgt Δ	Funds Invested Δ	Fund Flows, \$	Av Wgt vs AAXJ Δ	Funds O/W % Δ
0.11%	1.12%	(\$168M)	0.05%	0.00%



Aggregate Stock Holdings Changes

Ticker	Stock Name	Funds Invested % Δ	Average Weight Δ	Fund Flows, \$
MMYT-US	MakeMyTrip Ltd.	3.37%	0.03%	\$13M
035900-KR	JYP Entertainment Corp	2.25%	0.02%	\$5M
YNDX-US	Yandex NV Class A	1.12%	0.00%	\$3M
TME-US	Tencent Music Entertainment ..	1.12%	0.04%	\$4M
MAJOR-TH	Major Cineplex Group Public C..	1.12%	0.01%	\$4M
ISAT-ID	PT Indosat Tbk Class B	1.12%	0.02%	\$5M
9432-JP	Nippon Telegraph and Telepho..	1.12%	0.07%	\$1M
SEK-AU	Seek Limited	-2.25%	-0.02%	(\$3M)
GLO-PH	Globe Telecom Inc.	-2.25%	-0.02%	(\$1M)
890157-IN	Bharti Airtel Ltd TEMP	-2.25%	0.00%	\$0M
532777-IN	Info Edge India Ltd.	-2.25%	-0.03%	(\$20M)
352820-KR	Big Hit Entertainment Co., Ltd.	-2.25%	-0.01%	(\$44M)
300059-CN	East Money Information Co., Lt..	-2.25%	-0.05%	(\$21M)
532454-IN	Bharti Airtel Limited	-5.62%	-0.06%	(\$16M)

Largest Fund Flows, \$

Fund Name	New or Cl..	Flow
Matthews Asia Funds - Asia (ex..	New	\$17M
Swedbank Robur Asienfond		\$15M
Fullerton Lux Funds - Asia Focu..		\$12M
Pictet - Asian Equities (ex-Japa..		\$11M
Invesco Funds - Asia Opportuni..		\$10M
Eastspring Investments - Asian..		\$9M
Schroder Asian Alpha Plus Fund		\$8M
HSBC GIF - Asia (ex-Japan) Equ..		(\$13M)
T Rowe Price New Asia Fund		(\$13M)
JPMorgan Fund ICVC - Asia Gro..		(\$16M)
Fidelity Funds SICAV - Asian Eq..		(\$17M)
Ninety One Glb. Strat. Fd. - Asia..		(\$18M)
LO Funds - Asia High Conviction		(\$22M)
Matthews Pacific Tiger Fund		(\$87M)

Largest Fund Level Changes in Stock Weight, %

Fund Name	Stock Name	New ..	Change
Maple-Brown Abbott Funds Plc - A..	China Mobile Limited		6.56%
Maple-Brown Abbott Funds Plc - A..	Nippon Telegraph and Tel..	New	5.84%
Fullerton Lux Funds - Asia Focus E..	Tencent Holdings Ltd.	New	5.70%
Invesco Funds - Asia Opportunitie..	Tencent Holdings Ltd.		4.71%
BlackRock Global Funds - Asian Gr..	Tencent Holdings Ltd.		3.21%
Maple-Brown Abbott Funds Plc - A..	China South Publishing &..	New	3.04%
Matthews Asia Funds - Asia (ex-Ja..	Tencent Holdings Ltd.	New	2.78%
GAM Multistock SICAV - Asia Focu..	Taiwan Mobile Co., Ltd.	Close	-2.09%
PineBridge Global Funds - Asia (ex..	NetEase, Inc.	Close	-2.12%
Carnegie Asia	Tencent Holdings Ltd.	Close	-3.18%
Maple-Brown Abbott Funds Plc - A..	Baidu Inc Sponsored ADR..	Close	-3.24%
Maple-Brown Abbott Funds Plc - A..	NetEase, Inc.	Close	-4.67%
NESTOR-FONDS - Nestor Fernost F..	PT Media Nusantara Citr..		-4.78%
Maple-Brown Abbott Funds Plc - A..	Tencent Holdings Ltd.	Close	-6.92%

Aggregate Country Holding Changes

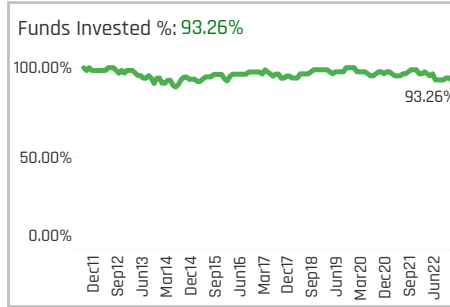
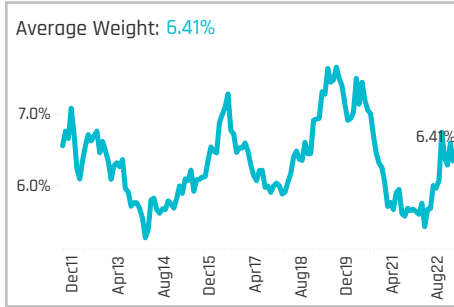
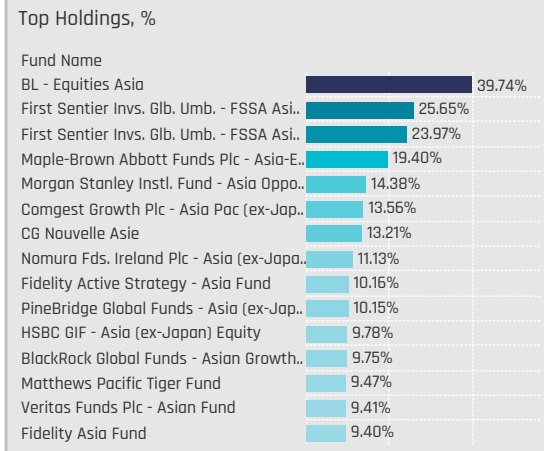
Country	Change	Flow
China & HK	3.37%	(\$74M)
Thailand	1.12%	0.01%
Russia	1.12%	0.00%
Malaysia	1.12%	0.01%
Japan	1.12%	0.06%
United States	0.00%	0.00%
South Korea	0.00%	-0.01%
New Zealand	0.00%	0.00%
Bangladesh	0.00%	0.00%
Indonesia	-1.12%	-0.12%
Taiwan	-2.25%	-0.03%
Australia	-2.25%	-0.02%
Philippines	-3.37%	-0.03%
India	-4.49%	-0.08%

Largest Changes in Fund Country Weight, %

Fund Name	New o..	Country	Change
Fullerton Lux Funds - Asia Focus Eq..	New	China & HK	6.59%
Maple-Brown Abbott Funds Plc - Asi..	New	Japan	5.84%
GAM Star Fund Plc - Asian Equity		China & HK	5.72%
Spaengler IQAM Asia Stock		China & HK	5.09%
Matthews Asia Funds - Asia (ex-Jap..	New	China & HK	4.27%
BlackRock Global Funds - Asian Gro..		China & HK	3.07%
Invesco Funds - Asia Opportunitie..		China & HK	2.55%
Carnegie Asia		India	-1.85%
LO Funds - Asia High Conviction	Close	Singapore	-2.02%
GAM Multistock SICAV - Asia Focus ..	Close	Taiwan	-2.09%
Maple-Brown Abbott Funds Plc - Asi..		China & HK	-2.58%
PineBridge Global Funds - Asia (ex-J..		China & HK	-4.20%
NESTOR-FONDS - Nestor Fernost Fa..		Indonesia	-4.78%
Carnegie Asia		China & HK	-5.01%

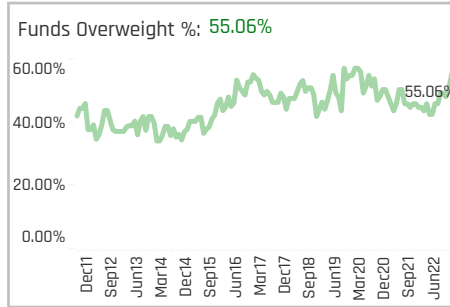
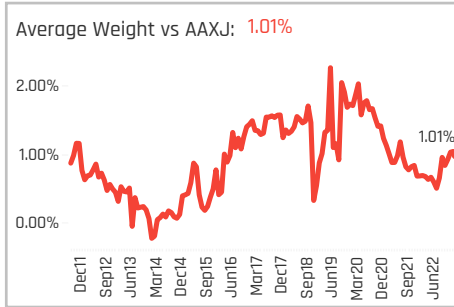
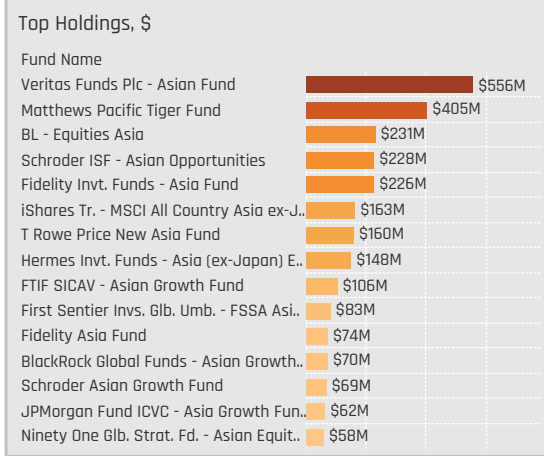
Largest Fund Level Stock Inflows/Outflows, \$

Fund Name	Stock Name	New..	Flow
Swedbank Robur Asienfond	Tencent Holdings Ltd.		\$19M
BlackRock Global Funds - Asian Gro..	Tencent Holdings Ltd.		\$16M
Invesco Funds - Asia Opportunitie..	Tencent Holdings Ltd.		\$15M
Pictet - Asian Equities (ex-Japan)	Singapore Telecommuni..	New	\$11M
Fullerton Lux Funds - Asia Focus Eq..	Tencent Holdings Ltd.	New	\$11M
Matthews Asia Funds - Asia (ex-Ja..	Tencent Holdings Ltd.	New	\$10M
FTIF SICAV - Asian Growth Fund	MakeMyTrip Ltd.	New	\$10M
BlackRock Global Funds - Asian Gro..	Bharti Airtel Limited	Close	(\$12M)
Fidelity Funds SICAV - Asian Equity..	Tencent Holdings Ltd.		(\$13M)
LO Funds - Asia High Conviction	Singapore Telecommuni..	Close	(\$14M)
Baillie Gifford Overseas Growth Fun..	Big Hit Entertainment Co...	Close	(\$14M)
FTIF SICAV - Asian Growth Fund	Info Edge India Ltd.	Close	(\$18M)
Matthews Pacific Tiger Fund	Big Hit Entertainment Co...	Close	(\$30M)
Matthews Pacific Tiger Fund	Baidu Inc Sponsored ADR..	Close	(\$82M)



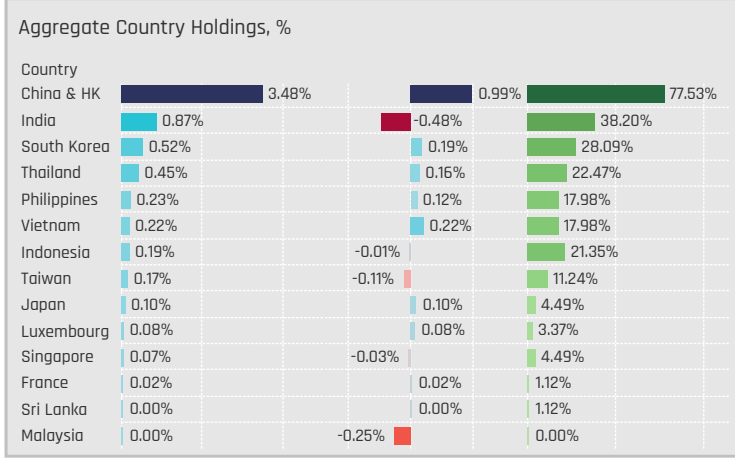
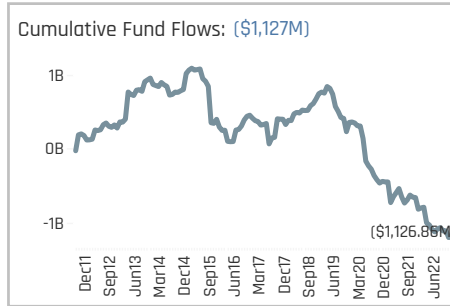
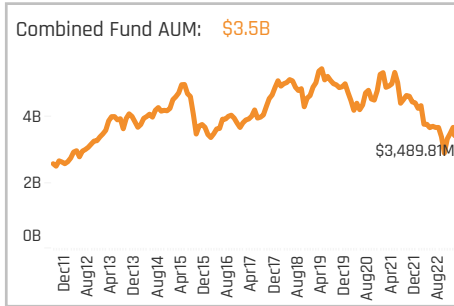
Aggregate Stock Holdings Data, Ranked by Most Widely Held.

Ticker	Stock Name	Funds Invested %	Average Weight	Vs Benchmark	Fund AUM, \$
600519-CN	Kweichow Moutai Co., Ltd. Cla..	29.21%	0.87%	0.53%	\$700M
2319-HK	China Mengniu Dairy Co., Ltd.	22.47%	0.39%	0.15%	\$325M
1876-HK	Budweiser Brewing Co. APAC ..	15.73%	0.25%	0.17%	\$213M
CPALL-TH	CP All Public Co. Ltd.	14.61%	0.25%	0.07%	\$192M
500696-IN	Hindustan Unilever Limited	14.61%	0.28%	-0.15%	\$263M
051900-KR	LG H&H Co., Ltd.	14.61%	0.22%	0.14%	\$51M
VNM-VN	Vietnam Dairy Products Corp.	13.48%	0.17%	0.17%	\$140M
600887-CN	Inner Mongolia Yili Industrial ..	12.36%	0.25%	0.22%	\$129M
532424-IN	Godrej Consumer Products Li..	12.36%	0.20%	0.12%	\$63M
291-HK	China Resources Beer (Holdin..	12.36%	0.25%	0.02%	\$142M
322-HK	Tingyi (Cayman Islands) Holdi..	10.11%	0.13%	0.08%	\$105M
168-HK	Tsingtao Brewery Co., Ltd. Cla..	10.11%	0.15%	0.03%	\$77M
URC-PH	Universal Robina Corp.	8.99%	0.13%	0.09%	\$47M
090430-KR	Amorepacific Corp.	8.99%	0.09%	0.04%	\$98M
1216-TW	Uni-President Enterprises Cor..	7.87%	0.10%	-0.08%	\$59M



Top Stock Holdings, %

Fund Name	Ticker	Stock Name	Percentage
Fidelity Active Strategy - Asia Fund	600519-CN	Kweichow Moutai Co., ..	9.59%
Fidelity Asia Fund	600519-CN	Kweichow Moutai Co., ..	9.40%
Jupiter Asian Fund	500875-IN	ITC Limited	7.16%
GS Funds - Asia Equity Portfolio	600519-CN	Kweichow Moutai Co., ..	5.99%
BL - Equities Asia	600519-CN	Kweichow Moutai Co., ..	4.95%
BL - Equities Asia	Y92-SG	Thai Beverage Public ..	4.50%
HSBC GIF - Asia (ex-Japan) Equity	000858-CN	Wuliangye Yibin Co., L..	4.34%
Veritas Funds Plc - Asian Fund	600519-CN	Kweichow Moutai Co., ..	4.32%
Allianz Global Investors Fund - Total Re..	CPALL-TH	CP All Public Co. Ltd.	4.30%
BlackRock Global Funds - Asian Growth..	600887-CN	Inner Mongolia Yili Ind..	4.27%
NESTOR-FONDS - Nestor Fernost Funds	KEEPR-PH	Keepers Holdings. Inc	4.26%
First Sentier Invs. Glob. Umb. - FSSA Asi..	001-SG	DFI Retail Group Holdi..	4.24%
Waverton Invt. Fds. Plc - Asia Pacific Fu..	87-HK	Swire Pacific Limited ..	4.18%
First Sentier Invs. Glob. Umb. - FSSA Asi..	532424-IN	Godrej Consumer Prod..	4.16%
HSBC GIF - Asia (ex-Japan) Equity	973-HK	L'Occitane Internation..	4.16%



Top Country Holdings, %

Fund Name	Country	Percentage
Morgan Stanley Instl. Fund - Asia Oppo..	China & HK	14.38%
First Sentier Invs. Glob. Umb. - FSSA Asi..	China & HK	12.58%
BL - Equities Asia	China & HK	12.50%
First Sentier Invs. Glob. Umb. - FSSA Asi..	China & HK	11.50%
BL - Equities Asia	Thailand	9.66%
Fidelity Active Strategy - Asia Fund	China & HK	9.59%
Fidelity Asia Fund	China & HK	9.40%
Waverton Invt. Fds. Plc - Asia Pacific Fu..	China & HK	8.84%
GS Funds - Asia Equity Portfolio	China & HK	8.42%
PineBridge Global Funds - Asia (ex-Jap..	China & HK	8.32%
Nomura Fds. Ireland Plc - Asia (ex-Japa..	China & HK	7.90%
Skandia Asia	China & HK	7.39%
Maple-Brown Abbott Funds Plc - Asia-E..	China & HK	7.31%
MFS Meridian Funds - Asia Pacific (ex-J..	China & HK	7.27%
First Sentier Invs. Glob. Umb. - FSSA Asi..	India	7.26%

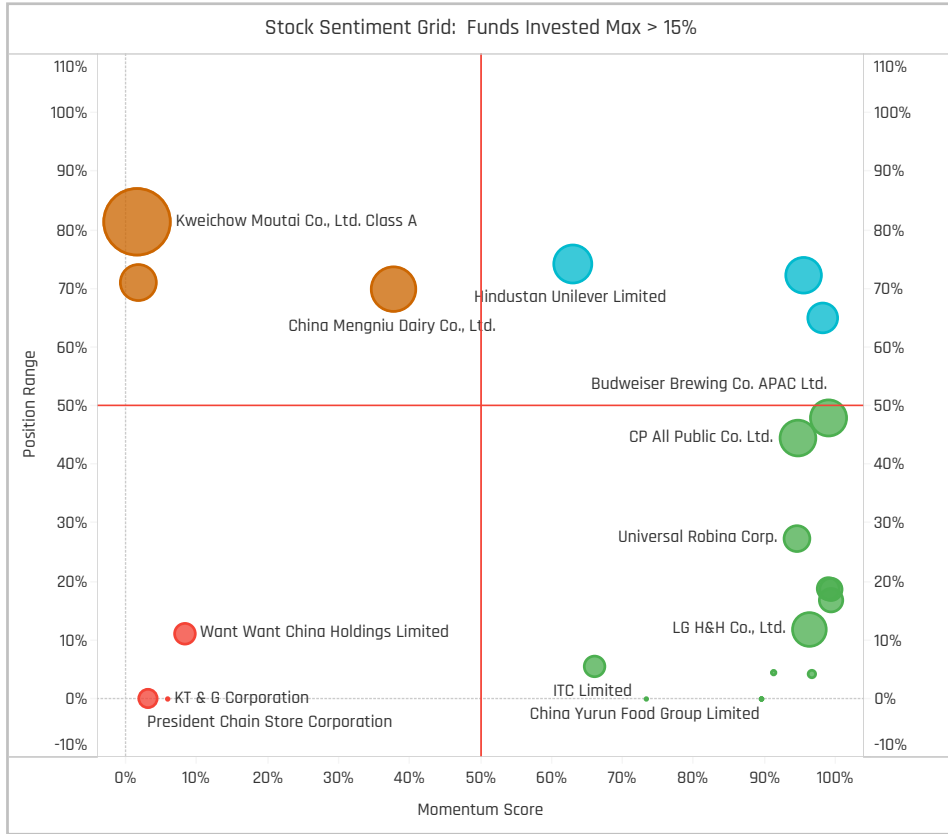
Top Stock Holdings, \$

Fund Name	Ticker	Stock Name	Value
Veritas Funds Plc - Asian Fund	600519-C..	Kweichow Moutai Co., Lt..	\$255M
Veritas Funds Plc - Asian Fund	500696-IN	Hindustan Unilever Limit..	\$211M
Matthews Pacific Tiger Fund	600519-C..	Kweichow Moutai Co., Lt..	\$129M
Matthews Pacific Tiger Fund	291-HK	China Resources Beer (H..	\$107M
Veritas Funds Plc - Asian Fund	500790-IN	Nestle India Ltd.	\$89M
Schroder ISF - Asian Opportunities	1876-HK	Budweiser Brewing Co. ..	\$84M
Schroder ISF - Asian Opportunities	2319-HK	China Mengniu Dairy Co...,	\$84M
Fidelity Invt. Funds - Asia Fund	2319-HK	China Mengniu Dairy Co...,	\$81M
Fidelity Invt. Funds - Asia Fund	600519-C..	Kweichow Moutai Co., Lt..	\$80M
Fidelity Asia Fund	600519-C..	Kweichow Moutai Co., Lt..	\$74M
Hermes Invt. Funds - Asia (ex-Japan) E..	322-HK	Tingyi (Cayman Islands) ..	\$71M
Matthews Pacific Tiger Fund	500096-IN	Dabur India Limited	\$69M
Schroder ISF - Asian Opportunities	090430-..	Amorepacific Corp.	\$60M
Matthews Pacific Tiger Fund	VNM-VN	Vietnam Dairy Products ..	\$58M
Fidelity Invt. Funds - Asia Fund	CPALL-TH	CP All Public Co. Ltd.	\$56M

Largest Changes in Fund Weight, %

Fund Name	New or C..	Change
Maple-Brown Abbott Funds Plc - ..		4.06%
Nomura Fds. Ireland Plc - Asia (e..		3.53%
PineBridge Global Funds - Asia (..		3.52%
First Sentier Invs. Glb. Umb. - FS..		3.43%
First Sentier Invs. Glb. Umb. - FS..		3.34%
Fullerton Lux Funds - Asia Focus..		2.87%
Carnegie Asia		-1.41%
TT International Funds Plc - Asia..		-1.65%
Nordea Asian Stars Fund		-2.48%
Sydinvest Fjernosten		-2.49%
EPIC Funds Plc - Oriental Focus ..		-2.49%
Lansforsakringar Asienfonden		-2.65%
Vontobel Fund - mtx Sustainabl..		-2.77%
GAM Star Fund Plc - Asian Equity Close		-3.90%

Ave Wgt Δ	Funds Invested Δ	Fund Flows, \$	Av Wgt vs AAXJ Δ	Funds O/W % Δ
0.33%	0.00%	(\$73M)	0.34%	5.62%



Aggregate Stock Holdings Changes

Ticker	Stock Name	Funds Invested % Δ	Average Weight Δ	Fund Flows, \$
0V8-SG	Sheng Siong Group Ltd.	2.25%	0.05%	\$4M
ITC.F-TH	i-Tail Corporation Public Comp..	2.25%	0.02%	\$2M
AMRT-ID	PT Sumber Alfaria Trijaya	2.25%	0.01%	\$3M
532424-IN	Godrej Consumer Products Lim..	2.25%	0.01%	\$12M
322-HK	Tingyi (Cayman Islands) Holdin..	2.25%	0.04%	\$2M
282330-KR	BGF retail CO., LTD.	2.25%	0.04%	\$8M
19-HK	Swire Pacific Limited Class A	2.25%	0.05%	\$8M
UNVR-ID	PT Unilever Indonesia Tbk	-2.25%	-0.01%	(\$4M)
6618-HK	JD Health International, Inc.	-2.25%	-0.02%	(\$32M)
603939-CN	Yifeng Pharmacy Chain Co Ltd..	-2.25%	-0.02%	(\$22M)
600887-CN	Inner Mongolia Yili Industrial G..	-2.25%	-0.05%	(\$15M)
600519-CN	Kweichow Moutai Co., Ltd. Cla..	-2.25%	-0.06%	(\$22M)
2912-TW	President Chain Store Corpora..	-2.25%	-0.01%	(\$15M)
271560-KR	ORION CORP.	-2.25%	0.00%	(\$1M)

Largest Fund Flows, \$

Fund Name	New or Cl..	Flow
Fidelity Invt. Funds - Asia Fund		\$21M
Matthews Asia Funds - Asia (ex.. New		\$13M
Fidelity Funds SICAV - Asian Eq..		\$11M
BlackRock Global Funds - Asian ..		\$11M
Swedbank Robur Asienfond		\$11M
Nomura Fds. Ireland Plc - Asia (..		\$8M
First Sentier Invs. Glb. Umb. - F..		\$7M
Morgan Stanley Instl. Fund - As..		(\$9M)
FTIF SICAV - Asian Growth Fund		(\$11M)
LO Funds - Asia High Conviction		(\$12M)
Vontobel Fund - mtx Sustainab..		(\$23M)
JPMorgan Fund ICVC - Asia Gro..		(\$25M)
T Rowe Price New Asia Fund		(\$40M)
Matthews Pacific Tiger Fund		(\$43M)

Largest Fund Level Changes in Stock Weight, %

Fund Name	Stock Name	New ..	Change
Maple-Brown Abbott Funds Plc - A..	Sheng Siong Group Ltd.	New	3.13%
Maple-Brown Abbott Funds Plc - A..	Vietnam Dairy Products C..	New	3.10%
AB SICAV I - Asia Low Volatility Eq..	Asahi Group Holdings,Ltd.	New	2.59%
Maple-Brown Abbott Funds Plc - A..	Tingyi (Cayman Islands) ..	New	2.55%
Mirae Asset Glb. Discovery Fd. - ES..	Swire Pacific Limited Cla..	New	2.52%
Maple-Brown Abbott Funds Plc - A..	Uni-President Enterprises..	New	2.36%
NN (L) - Asia Income	Uni-President Enterprises..	New	2.24%
Carnegie Asia	Masan Group Corporation	Close	-1.87%
JPMorgan Fund ICVC - Asia Growt..	Tongwei Co. Ltd. Class A	Close	-1.93%
Nordea Asian Stars Fund	Varun Beverages Ltd.	Close	-2.07%
Spaengler IQAM Asia Stock	Kweichow Moutai Co., Lt..	Close	-2.07%
Janus Henderson Asia Equity Fund	Varun Beverages Ltd.	Close	-2.20%
LO Funds - Asia High Conviction	Hindustan Unilever Limit..	Close	-2.45%
EPIC Funds Plc - Oriental Focus Fu..	KT & G Corporation	Close	-2.60%

Aggregate Country Holding Changes

Country	Change	Flow
South Korea	1.12%	\$20M
Vietnam	1.12%	\$0M
Thailand	1.12%	\$10M
Singapore	1.12%	\$3M
Philippines	1.12%	(\$5M)
Japan	1.12%	\$1M
Indonesia	1.12%	(\$3M)
Luxembourg	0.00%	\$0M
Germany	0.00%	\$0M
France	0.00%	\$0M
China & HK	0.00%	0.17%
Bangladesh	0.00%	\$0M
Australia	0.00%	\$0M
Malaysia	-1.12%	\$0M

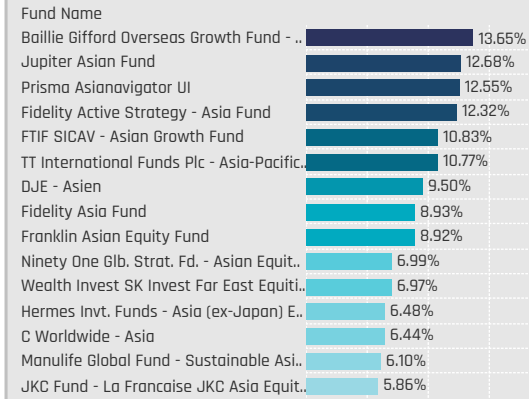
Largest Changes in Fund Country Weight, %

Fund Name	New o..	Country	Change
Nomura Fds. Ireland Plc - Asia (ex-J..		China & HK	4.15%
Maple-Brown Abbott Funds Plc - Asi..	New	Singapore	3.13%
Maple-Brown Abbott Funds Plc - Asi..	New	Vietnam	3.10%
PineBridge Global Funds - Asia (ex-J..		China & HK	2.77%
First Sentier Invs. Glb. Umb. - FSSA ..		China & HK	2.60%
AB SICAV I - Asia Low Volatility Equi..	New	Japan	2.59%
Maple-Brown Abbott Funds Plc - Asi..	New	Taiwan	2.36%
Lansforsakringar Asienfonden		China & HK	-2.10%
Nordea Asian Stars Fund		India	-2.12%
Janus Henderson Asia Equity Fund	Close	India	-2.20%
LO Funds - Asia High Conviction		India	-2.47%
EPIC Funds Plc - Oriental Focus Fund		South Korea	-2.49%
GAM Star Fund Plc - Asian Equity	Close	China & HK	-2.52%
Sydinvest Fjernosten		India	-2.53%

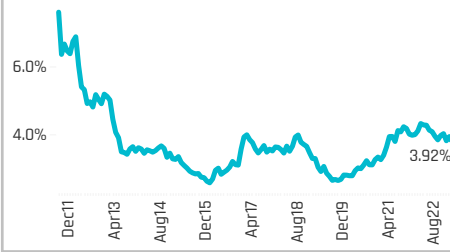
Largest Fund Level Stock Inflows/Outflows, \$

Fund Name	Stock Name	New..	Flow
Fidelity Invt. Funds - Asia Fund	CP All Public Co. Ltd.		\$26M
T Rowe Price New Asia Fund	Amorepacific Corp.	New	\$17M
BlackRock Global Funds - Asian Gro..	Godrej Consumer Produc..	New	\$13M
FTIF SICAV - Asian Growth Fund	China Mengniu Dairy Co., ..		\$13M
T Rowe Price New Asia Fund	Budweiser Brewing Co. A..	New	\$12M
LO Funds - Asia High Conviction	CP All Public Co. Ltd.	New	\$9M
JPMorgan Fund ICVC - Asia Growth..	Foshan Haitian Flavourin..	New	\$9M
LO Funds - Asia High Conviction	Hindustan Unilever Limit..	Close	(\$16M)
JPMorgan Fund ICVC - Asia Growth..	Tongwei Co. Ltd. Class A	Close	(\$16M)
T Rowe Price New Asia Fund	CP All Public Co. Ltd.		(\$18M)
Matthews Pacific Tiger Fund	Uni-President Enterprises..		(\$19M)
Matthews Pacific Tiger Fund	Dabur India Limited		(\$19M)
FTIF SICAV - Asian Growth Fund	Kweichow Moutai Co., Lt..	Close	(\$25M)
T Rowe Price New Asia Fund	JD Health International, I..	Close	(\$26M)

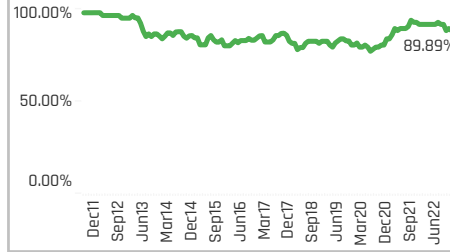
Top Holdings, %



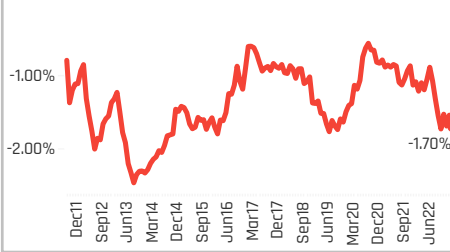
Average Weight: **3.92%**



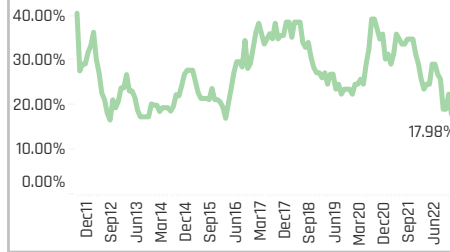
Funds Invested %: **89.89%**



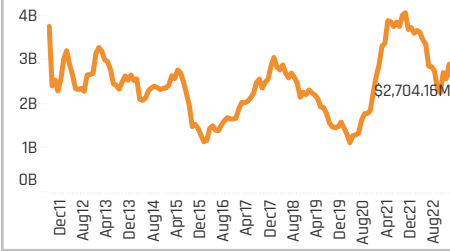
Average Weight vs AAXJ: **-1.70%**



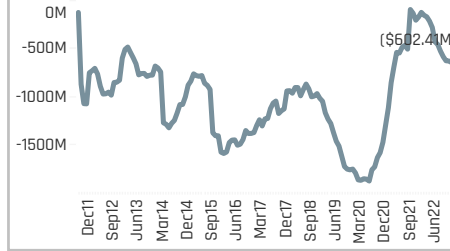
Funds Overweight %: **17.98%**



Combined Fund AUM: **\$2.7B**



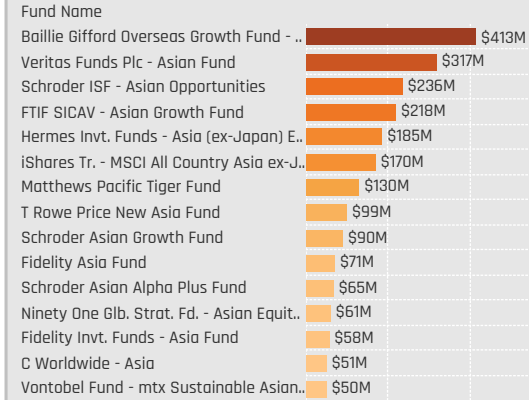
Cumulative Fund Flows: **(\$602M)**



Aggregate Stock Holdings Data, Ranked by Most Widely Held.

Ticker	Stock Name	Funds Invested %	Average Weight	Vs Benchmark	Fund AUM, \$
051910-KR	LG Chem Ltd.	33.71%	0.69%	0.24%	\$586M
014680-KR	Hansol Chemical Co., Ltd	11.24%	0.16%	0.16%	\$33M
500440-IN	Hindalco Industries Limited	10.11%	0.10%	-0.02%	\$43M
1772-HK	Ganfeng Lithium Group Co., Lt..	8.99%	0.10%	0.05%	\$20M
2899-HK	Zijin Mining Group Co., Ltd. Cl..	7.87%	0.13%	-0.03%	\$107M
002271-CN	Beijing Oriental Yuhong Wate..	7.87%	0.17%	0.17%	\$71M
512070-IN	UPL Limited	6.74%	0.10%	0.03%	\$14M
300285-CN	Shandong Sinocera Functiona..	6.74%	0.05%	0.05%	\$85M
INTP-ID	PT Indocement Tunggul Praka..	5.62%	0.06%	0.06%	\$27M
AVIA-ID	PT Avia Avian Tbk	5.62%	0.03%	0.03%	\$28M
500820-IN	Asian Paints Ltd.	5.62%	0.05%	-0.18%	\$116M
SMGR-ID	PT Semen Indonesia (Persero)..	4.49%	0.04%	0.01%	\$39M
SCC-TH	Siam Cement Public Co. Ltd.	4.49%	0.03%	-0.10%	\$20M
MDKA-ID	PT Merdeka Copper Gold Tbk	4.49%	0.06%	-0.01%	\$108M
HPG-VN	Hoa Phat Group JSC	4.49%	0.03%	0.03%	\$49M

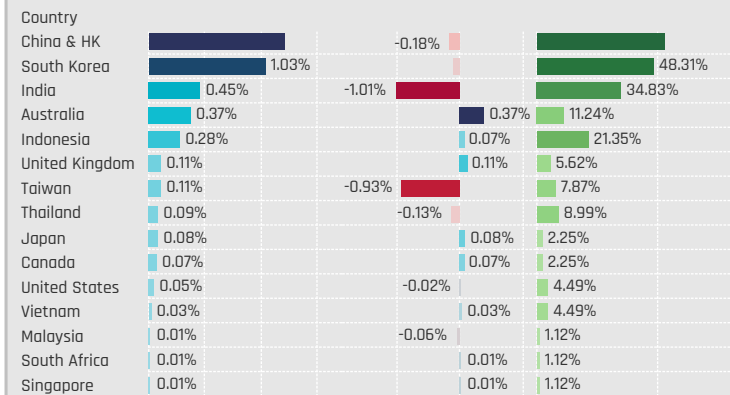
Top Holdings, \$



Top Stock Holdings, %

Fund Name	Ticker	Stock Name	Weight
Jupiter Asian Fund	BHP-AU	BHP Group Ltd	6.35%
Fidelity Active Strategy - Asia Fund	002271-CN	Beijing Oriental Yuhon..	5.58%
Prisma Asianavigator UI	RIO-GB	Rio Tinto plc	4.94%
Fidelity Asia Fund	603737-CN	SKSHU Paint Co., Ltd..	4.76%
Fidelity Active Strategy - Asia Fund	FNV-CA	Franco-Nevada Corpor..	4.75%
DJE - Asien	148-HK	Kingboard Holdings Li..	4.59%
Fidelity Asia Fund	002271-CN	Beijing Oriental Yuhon..	4.18%
JKC Fund - La Francaise JKC Asia Equit..	014680-KR	Hansol Chemical Co., L..	4.12%
First Sentier Invs. Glb. Umb. - FSSA Asi..	4612-JP	Nippon Paint Holdings..	4.08%
DJE - Asien	1888-HK	Kingboard Laminates ..	4.05%
Wealth Invest SK Invest Far East Equit..	512070-IN	UPL Limited	4.04%
CG Nouvelle Asie	051910-KR	LG Chem Ltd.	4.03%
Comgest Growth Plc - Asia Pac (ex-Jap..	051910-KR	LG Chem Ltd.	4.01%
EPIC Funds Plc - Oriental Focus Fund	9958-TW	Century Iron & Steel L..	3.86%
First Sentier Invs. Glb. Umb. - FSSA Asi..	4612-JP	Nippon Paint Holdings..	3.47%

Aggregate Country Holdings, %



Top Country Holdings, %

Fund Name	Country	Weight
Jupiter Asian Fund	Australia	12.68%
Fidelity Asia Fund	China & HK	8.93%
DJE - Asien	China & HK	8.64%
Fidelity Active Strategy - Asia Fund	China & HK	7.57%
TT International Funds Plc - Asia-Pacific..	South Korea	6.92%
Baillie Gifford Overseas Growth Fund - ..	China & HK	5.24%
Prisma Asianavigator UI	United Kingdom	4.94%
Fidelity Active Strategy - Asia Fund	Canada	4.75%
Vontobel Fund - mtX Sustainable Asian..	China & HK	4.74%
Hermes Invt. Funds - Asia (ex-Japan) E..	South Korea	4.61%
Indosuez Funds - Asia Opportunities	China & HK	4.40%
Baillie Gifford Overseas Growth Fund - ..	Indonesia	4.16%
JKC Fund - La Francaise JKC Asia Equit..	South Korea	4.12%
First Sentier Invs. Glb. Umb. - FSSA Asi..	Japan	4.08%
Prisma Asianavigator UI	China & HK	4.04%

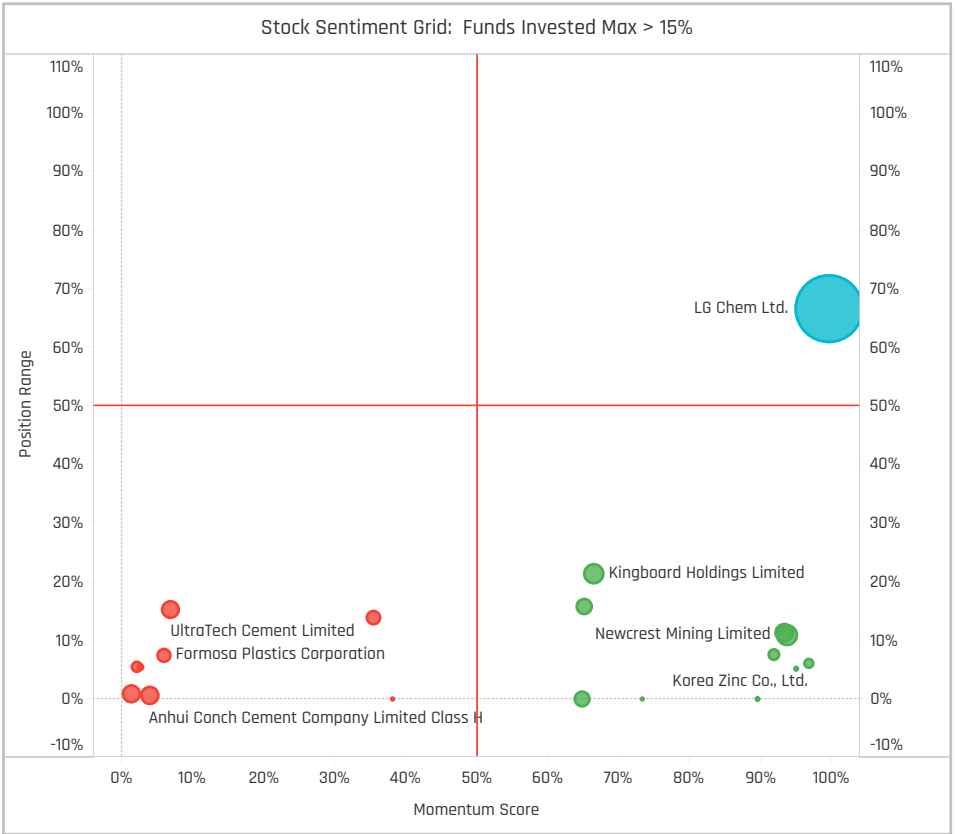
Top Stock Holdings, \$

Fund Name	Ticker	Stock Name	Value
Veritas Funds Plc - Asian Fund	051910-KR	LG Chem Ltd.	\$196M
Schroder ISF - Asian Opportunities	051910-KR	LG Chem Ltd.	\$124M
Schroder ISF - Asian Opportunities	RIO-GB	Rio Tinto plc	\$112M
Veritas Funds Plc - Asian Fund	500820-IN	Asian Paints Ltd.	\$103M
Baillie Gifford Overseas Growth Fund - ..	MDKA-ID	PT Merdeka Copper Gold..	\$103M
Matthews Pacific Tiger Fund	500331-IN	Pidilite Industries Limited	\$82M
Baillie Gifford Overseas Growth Fund - ..	2899-HK	Zijin Mining Group Co., Lt..	\$74M
Baillie Gifford Overseas Growth Fund - ..	1208-HK	MMG Ltd.	\$62M
FTIF SICAV - Asian Growth Fund	051910-KR	LG Chem Ltd.	\$56M
Matthews Pacific Tiger Fund	300285-..	Shandong Sinocera Fun..	\$49M
T Rowe Price New Asia Fund	051910-KR	LG Chem Ltd.	\$44M
Hermes Invt. Funds - Asia (ex-Japan) E..	004000-..	LOTTE Fine Chemical Co....	\$43M
Schroder Asian Growth Fund	051910-KR	LG Chem Ltd.	\$42M
T Rowe Price New Asia Fund	BZ-US	Boise Inc.	\$38M
Baillie Gifford Overseas Growth Fund - ..	NIC-AU	Nickel Mines Ltd.	\$38M

Largest Changes in Fund Weight, %

Fund Name	New or C..	Change
EPIC Funds Plc - Oriental Focus ..	New	3.86%
DJE - Asien		3.31%
BL - Equities Asia	New	2.39%
Baillie Gifford Overseas Growth ..		2.00%
Franklin Asian Equity Fund		1.60%
T Rowe Price Asia Opportunities ..		1.38%
Fidelity Asia Fund		1.38%
Baring Eastern Trust		-1.74%
Aberdeen Asian Opportunities F..		-1.89%
AB FCP I - Asia (ex-Japan) Equit..		-1.99%
Eastspring Investments - Asian ..		-2.04%
Matthews Asia Funds - Asia (ex..		-2.52%
BlackRock Global Funds - Asian ..		-3.55%
GAM Star Fund Plc - Asian Equity		-3.92%

Ave Wgt Δ	Funds Invested Δ	Fund Flows, \$	Av Wgt vs AAXJ Δ	Funds O/W % Δ
-0.06%	-2.25%	(\$82M)	-0.38%	-7.87%



Aggregate Stock Holdings Changes

Ticker	Stock Name	Funds Invested % Δ	Average Weight Δ	Fund Flows, \$
500440-IN	Hindalco Industries Limited	2.25%	0.01%	\$7M
051910-KR	LG Chem Ltd.	2.25%	0.12%	\$17M
014680-KR	Hansol Chemical Co., Ltd	2.25%	-0.01%	\$1M
TOA-TH	TOA Paint (Thailand) Public Co..	1.12%	0.03%	\$14M
RIO-AU	Rio Tinto Limited	1.12%	0.01%	\$1M
HPG-VN	Hoa Phat Group JSC	1.12%	-0.04%	\$12M
DQ-US	Daqo New Energy Corp Spons..	1.12%	0.00%	\$1M
361610-KR	Sk le Technology Co., Ltd.	-2.25%	-0.02%	(\$25M)
2689-HK	Nine Dragons Paper Holdings L..	-2.25%	0.00%	\$2M
1772-HK	Ganfeng Lithium Group Co., Lt..	-2.25%	-0.03%	\$1M
1303-TW	Nan Ya Plastics Corporation	-2.25%	-0.02%	(\$2M)
002812-CN	Yunnan Energy New Material ..	-2.25%	-0.04%	(\$4M)
914-HK	Anhui Conch Cement Compan..	-3.37%	-0.02%	(\$1M)
005490-KR	POSCO Holdings Inc.	-3.37%	-0.02%	(\$5M)

Largest Fund Flows, \$

Fund Name	New or Cl..	Flow
BL - Equities Asia	New	\$14M
iShares Tr. - MSCI All Country A..		\$12M
Fidelity Inv. Funds - Asia Fund		\$11M
Swedbank Robur Asienfond		\$9M
Matthews Asia Funds - Asia (ex..		\$6M
DJE - Asien		\$5M
Sydinvest Fjernosten		\$4M
Ninety One Glob. Strat. Fd. - Asia..		(\$7M)
Vontobel Fund - mtx Sustainab..		(\$8M)
LO Funds - Asia High Conviction		(\$9M)
AB FCP I - Asia (ex-Japan) Equi..		(\$13M)
Matthews Pacific Tiger Fund		(\$22M)
Schroder ISF - Asian Opportunit..		(\$26M)
BlackRock Global Funds - Asian ..		(\$31M)

Largest Fund Level Changes in Stock Weight, %

Fund Name	Stock Name	New ..	Change
EPIC Funds Plc - Oriental Focus Fu..	Century Iron & Steel Indu..	New	3.86%
DJE - Asien	Kingboard Laminates Hol..		2.54%
BL - Equities Asia	TOA Paint (Thailand) Publ..	New	2.39%
TT International Funds Plc - Asia-P..	SKC Co., Ltd.	New	1.84%
Matthews Asia Funds - Asia (ex-Ja..	Henan Liliang Diamond C..	New	1.73%
T Rowe Price Asia Opportunities F..	LG Chem Ltd.	New	1.55%
Swedbank Robur Asienfond	LG Chem Ltd.	New	1.47%
GAM Star Fund Plc - Asian Equity	Lynas Rare Earths Limited	Close	-1.48%
Baring Eastern Trust	PETRONAS Chemicals Gro..	Close	-1.63%
AB FCP I - Asia (ex-Japan) Equity ..	Hansol Chemical Co., Ltd	Close	-1.72%
Eastspring Investments - Asian Dy..	Tata Steel Limited	Close	-2.06%
Fullerton Lux Funds - Asia Focus E..	Anhui Conch Cement Co..	Close	-2.60%
BlackRock Global Funds - Asian Gr..	Formosa Plastics Corpora..	Close	-3.06%
Matthews Asia Funds - Asia (ex-Ja..	Hoa Phat Group JSC	Close	-4.86%

Aggregate Country Holding Changes

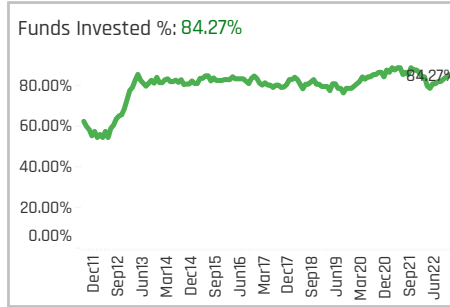
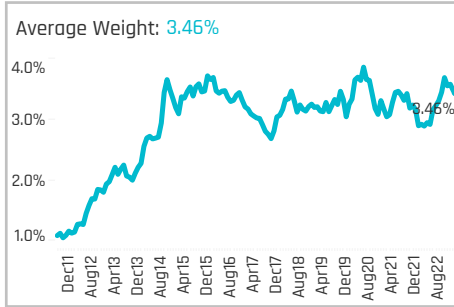
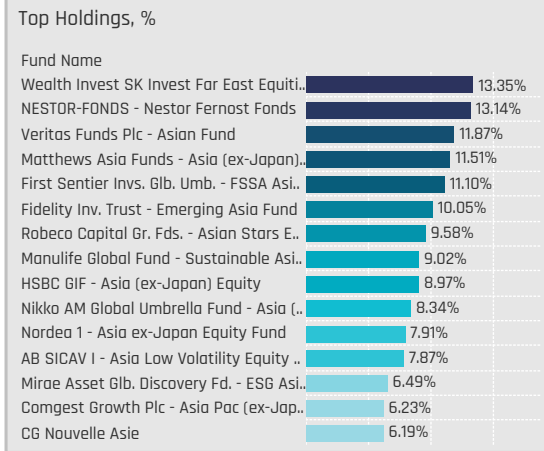
Country	Change	Fund Flows, \$
India	2.25%	(\$27M)
Vietnam	1.12%	\$12M
United States	1.12%	(\$5M)
United Kingdom	0.00%	(\$26M)
South Korea	0.00%	(\$8M)
South Africa	0.00%	\$0M
Singapore	0.00%	\$0M
Brazil	0.00%	\$0M
Bangladesh	0.00%	\$0M
Thailand	-1.12%	\$13M
Malaysia	-2.25%	(\$3M)
Australia	-2.25%	\$1M
Taiwan	-3.37%	(\$24M)
China & HK	-5.62%	(\$11M)

Largest Changes in Fund Country Weight, %

Fund Name	New o..	Country	Change
EPIC Funds Plc - Oriental Focus Fund	New	Taiwan	3.86%
TT International Funds Plc - Asia-Pa..		South Korea	3.05%
DJE - Asien		China & HK	2.45%
BL - Equities Asia	New	Thailand	2.39%
Matthews Asia Funds - Asia (ex-Jap..	New	China & HK	1.73%
T Rowe Price Asia Opportunities Fun..	New	South Korea	1.55%
Swedbank Robur Asienfond	New	South Korea	1.47%
Baring Eastern Trust	Close	Malaysia	-1.63%
GAM Star Fund Plc - Asian Equity	Close	South Korea	-1.82%
Fullerton Lux Funds - Asia Focus Eq..		China & HK	-1.98%
AB FCP I - Asia (ex-Japan) Equity Pa..	Close	South Korea	-2.03%
Eastspring Investments - Asian Dyn..	Close	India	-2.06%
BlackRock Global Funds - Asian Gr..	Close	Taiwan	-3.06%
Matthews Asia Funds - Asia (ex-Jap..	Close	Vietnam	-4.86%

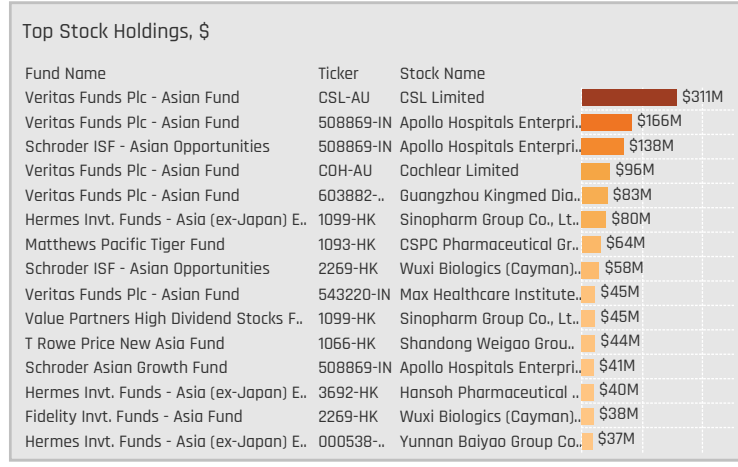
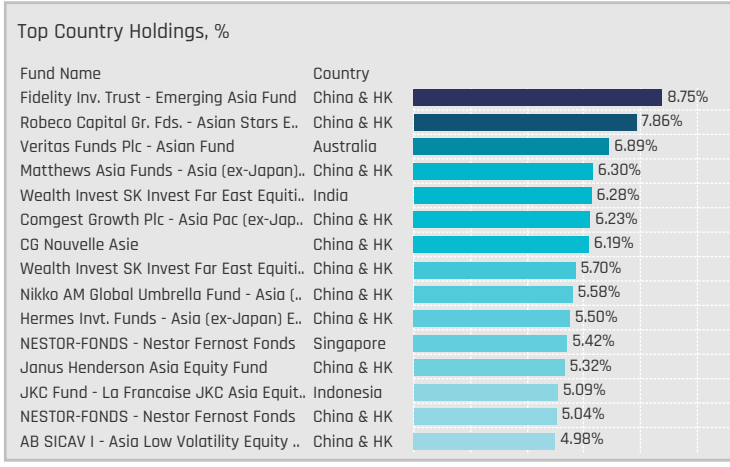
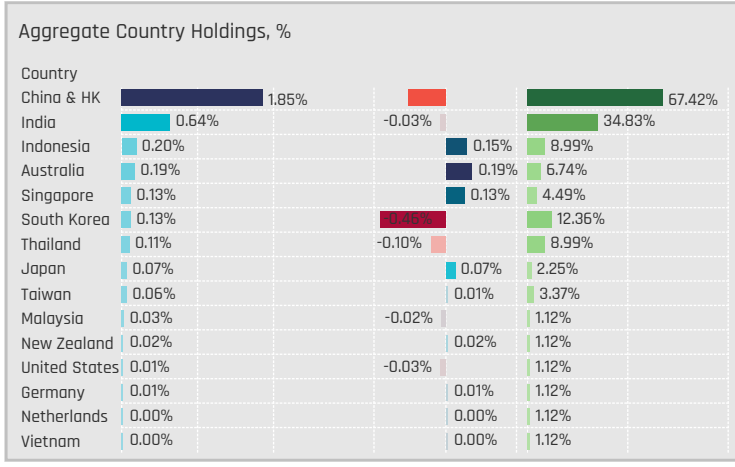
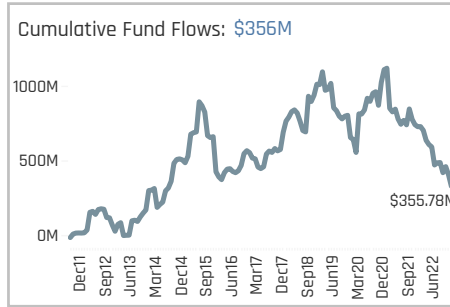
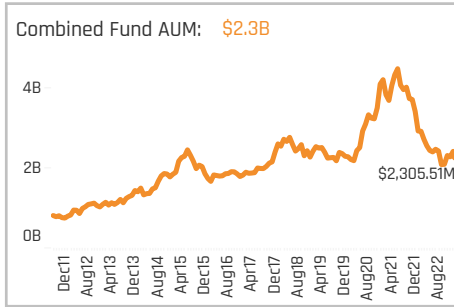
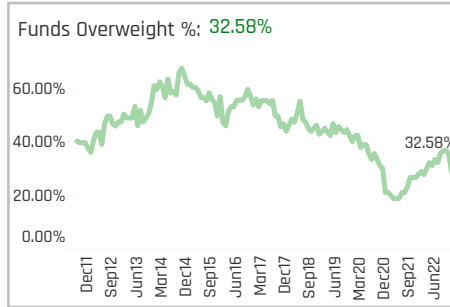
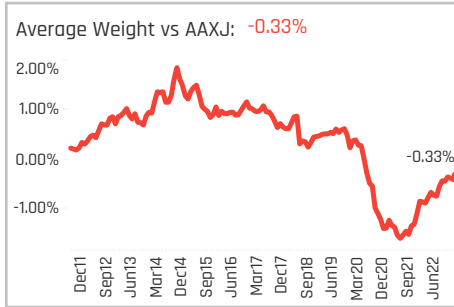
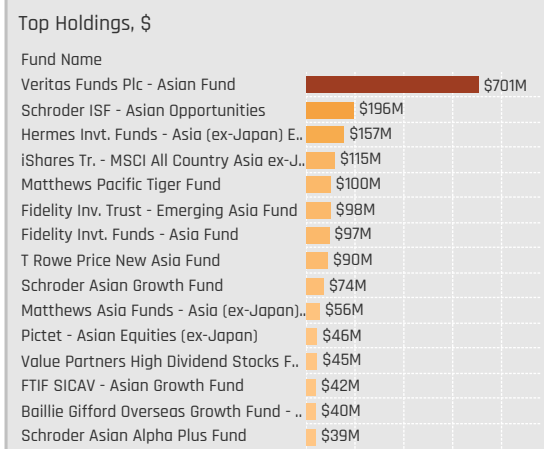
Largest Fund Level Stock Inflows/Outflows, \$

Fund Name	Stock Name	New..	Flow
T Rowe Price New Asia Fund	Hoa Phat Group JSC	New	\$16M
BL - Equities Asia	TOA Paint (Thailand) Publ..	New	\$14M
Fidelity Inv. Funds - Asia Fund	Shandong Sinocera Func..	New	\$11M
Swedbank Robur Asienfond	LG Chem Ltd.	New	\$11M
FTIF SICAV - Asian Growth Fund	LG Chem Ltd.		\$11M
Baillie Gifford Overseas Growth Fun..	Nickel Mines Ltd.		\$10M
Matthews Asia Funds - Asia (ex-Ja..	Henan Liliang Diamond C..	New	\$8M
FTIF SICAV - Asian Growth Fund	Tube Investments of Indi..		(\$8M)
T Rowe Price New Asia Fund	Boise Inc.		(\$10M)
Vontobel Fund - mtx Sustainable A..	Lomon Billions Group Co. ..	Close	(\$10M)
Schroder ISF - Asian Opportunities	Rio Tinto plc		(\$20M)
Matthews Pacific Tiger Fund	Sk le Technology Co., Ltd.	Close	(\$22M)
FTIF SICAV - Asian Growth Fund	UltraTech Cement Limited	Close	(\$24M)
BlackRock Global Funds - Asian Gr..	Formosa Plastics Corpora..	Close	(\$25M)



Aggregate Stock Holdings Data, Ranked by Most Widely Held.

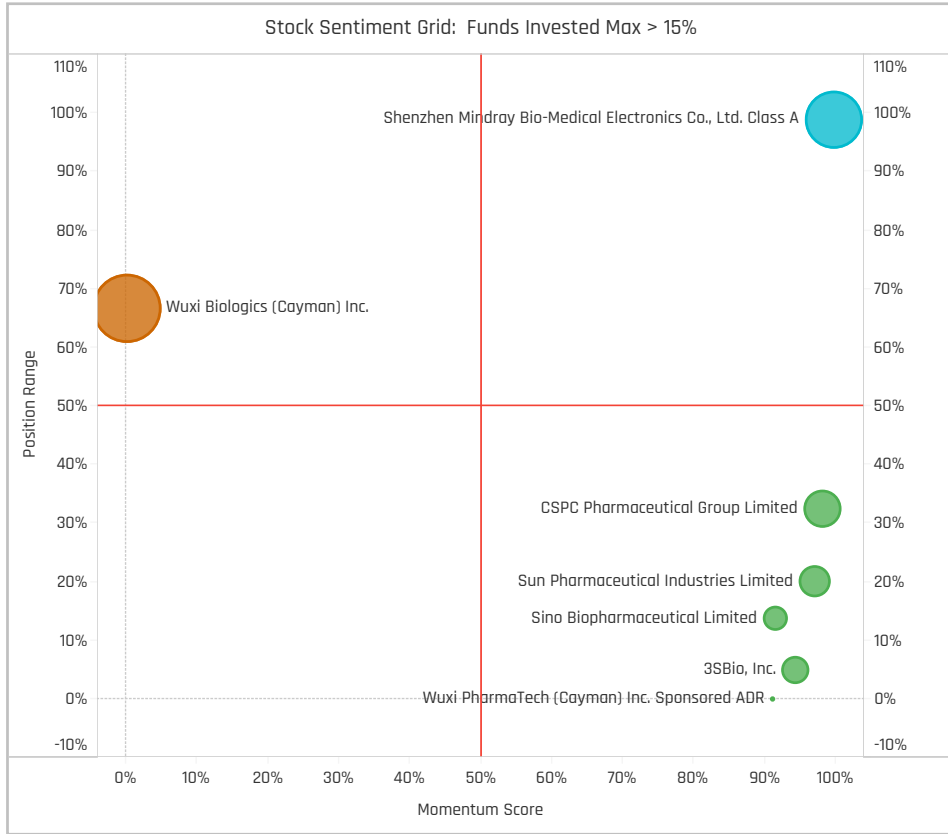
Ticker	Stock Name	Funds Invested %	Average Weight	Vs Benchmark	Fund AUM, \$
2269-HK	Wuxi Biologics (Cayman) Inc.	26.97%	0.36%	-0.10%	\$245M
300760-CN	Shenzhen Mindray Bio-Medic..	21.35%	0.25%	0.18%	\$73M
508869-IN	Apollo Hospitals Enterprise Li..	12.36%	0.20%	0.10%	\$412M
2359-HK	WuXi AppTec Co., Ltd. Class H	12.36%	0.12%	0.06%	\$31M
BDMS-TH	Bangkok Dusit Medical Servic..	8.99%	0.10%	-0.04%	\$31M
207940-KR	SAMSUNG BIOLOGICS Co., Ltd.	8.99%	0.11%	-0.08%	\$19M
1093-HK	CSPC Pharmaceutical Group L..	8.99%	0.10%	-0.08%	\$76M
1066-HK	Shandong Weigao Group Med..	6.74%	0.19%	0.12%	\$73M
CSL-AU	CSL Limited	5.62%	0.17%	0.17%	\$315M
600276-CN	Jiangsu Hengrui Pharmaceuti..	5.62%	0.05%	0.01%	\$19M
543220-IN	Max Healthcare Institute Ltd	5.62%	0.06%	0.06%	\$71M
524715-IN	Sun Pharmaceutical Industrie..	5.62%	0.07%	-0.13%	\$16M
1177-HK	Sino Biopharmaceutical Limit..	5.62%	0.04%	-0.05%	\$19M
6606-HK	New Horizon Health Limited	4.49%	0.05%	0.05%	\$19M
500420-IN	Torrent Pharmaceuticals Ltd	4.49%	0.04%	0.01%	\$28M



Largest Changes in Fund Weight, %

Fund Name	New or C..	Change
Matthews Asia Funds - Asia (ex-...		4.76%
Robeco Capital Gr. Fds. - Asian S..		3.77%
NN (L) - Asia Income	New	2.76%
Janus Henderson Asia Equity Fu..		2.42%
LO Funds - Asia High Conviction		2.36%
Prisma Asianavigator UI	New	2.18%
First Sentier Invs. Glb. Umb. - FS..		2.05%
AB SICAV I - Asia Low Volatility ..		-1.29%
Fidelity Funds SICAV - Asian Equ..		-1.41%
Natixis Intl. Fds. (Lux) I - Natixis ..		-1.44%
T. Rowe Price Funds SICAV - Asi..		-2.02%
T Rowe Price New Asia Fund		-2.04%
Invesco Funds - Asia Opportuniti..		-2.49%
DJE - Asien		-2.59%

Ave Wgt Δ	Funds Invested Δ	Fund Flows, \$	Av Wgt vs AAXJ Δ	Funds O/W % Δ
0.14%	2.25%	(\$140M)	0.22%	-3.37%



Aggregate Stock Holdings Changes

Ticker	Stock Name	Funds Invested % Δ	Average Weight Δ	Fund Flows, \$
300760-CN	Shenzhen Mindray Bio-Medical..	5.62%	0.06%	\$5M
BDMS-TH	Bangkok Dusit Medical Service..	3.37%	0.04%	\$12M
508869-IN	Apollo Hospitals Enterprise Li..	3.37%	0.04%	\$10M
207940-KR	SAMSUNG BIOLOGICS Co., Ltd.	3.37%	0.02%	\$10M
532843-IN	Fortis Healthcare Ltd.	2.25%	0.01%	\$8M
1093-HK	CSPC Pharmaceutical Group Li..	2.25%	0.01%	(\$48M)
MIKA-ID	PT Mitra Keluarga Karyasehat ..	1.12%	0.01%	\$1M
002044-CN	Meinian Onehealth Healthcare ..	-1.12%	0.00%	\$0M
000423-CN	Dong-E-E-Jiao Co., Ltd. Class A	-1.12%	-0.01%	(\$1M)
IMAB-US	I-MAB Sponsored ADR	-2.25%	0.00%	(\$5M)
3347-HK	Hangzhou Tigermed Consultin..	-2.25%	-0.01%	(\$7M)
SIDO-ID	PT Industri Jamu dan Farmasi ..	-3.37%	-0.02%	(\$1M)
600276-CN	Jiangsu Hengrui Pharmaceutic..	-3.37%	-0.04%	(\$50M)
2269-HK	Wuxi Biologics (Cayman) Inc.	-5.74%	-0.11%	(\$69M)

Largest Fund Flows, \$

Fund Name	New or Cl..	Flow
Matthews Asia Funds - Asia (ex-...		\$41M
LO Funds - Asia High Conviction		\$16M
Swedbank Robur Asienfond		\$13M
Handelsbanken Asien Tema		\$9M
Fidelity Asia Fund	New	\$7M
iShares Tr. - MSCI All Country A..		\$5M
Pictet - Asian Equities (ex-Japa..		\$4M
FTIF SICAV - Asian Growth Fund		(\$12M)
Fidelity Funds SICAV - Asian Eq..		(\$12M)
Schroder ISF - Asian Opportunit..		(\$13M)
T. Rowe Price Funds SICAV - Asi..		(\$16M)
Fidelity Inv. Funds - Asia Fund		(\$28M)
Matthews Pacific Tiger Fund		(\$49M)
T Rowe Price New Asia Fund		(\$72M)

Largest Fund Level Changes in Stock Weight, %

Fund Name	Stock Name	New ..	Change
Maple-Brown Abbott Funds Plc - A..	BML, Inc.	New	2.85%
Matthews Asia Funds - Asia (ex-Ja..	Bangkok Dusit Medical S..	New	2.21%
Janus Henderson Asia Equity Fund	New Horizon Health Limit..		2.18%
Matthews Asia Funds - Asia (ex-Ja..	AK Medical Holdings Ltd.	New	2.12%
Matthews Asia Funds - Asia (ex-Ja..	Universal Vision Biotechn..	New	2.10%
Robeco Capital Gr. Fds. - Asian Sta..	China Resources Pharma..	New	2.06%
Matthews Asia Funds - Asia (ex-Ja..	Pharmaron Beijing Co., Lt..	New	1.97%
Invesco Funds - Asia Opportuniti..	Shandong Weigao Group ..	Close	-1.38%
Spaengler IQAM Asia Stock	PT Industri Jamu dan Far..	Close	-1.38%
Invesco Funds - Asia Opportuniti..	Jiangsu Hengrui Pharma..		-1.40%
AB SICAV I - Asia Low Volatility Eq..	Wuxi Biologics (Cayman) ..		-1.42%
FTIF SICAV - Asian Growth Fund	Wuxi Biologics (Cayman) ..	Close	-1.61%
DJE - Asien	Astellas Pharma Inc.		-2.06%
Matthews Asia Funds - Asia (ex-Ja..	Brighten Optix Corp.		-2.56%

Aggregate Country Holding Changes

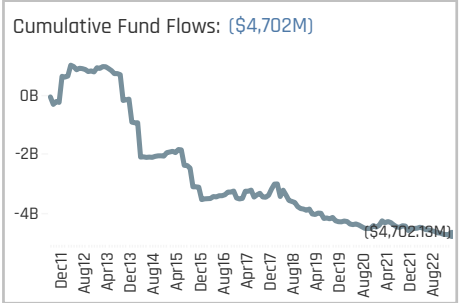
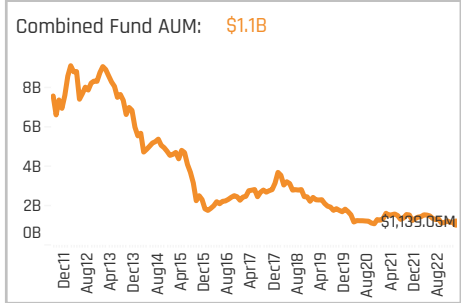
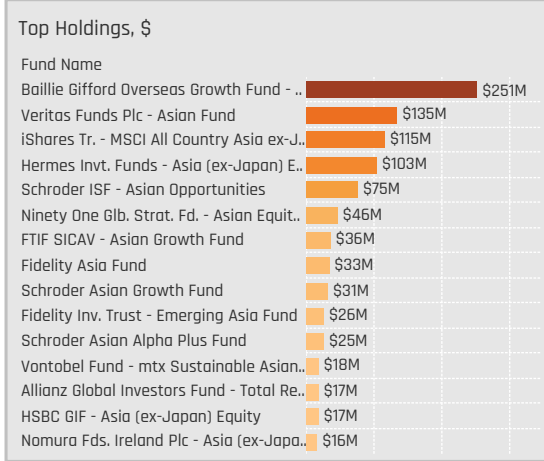
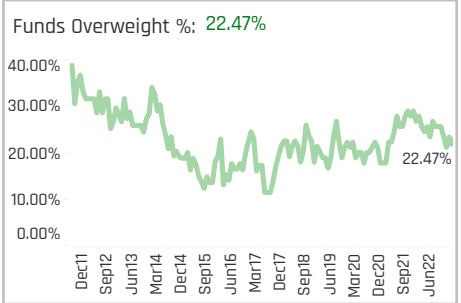
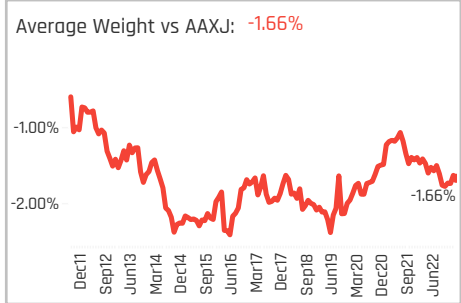
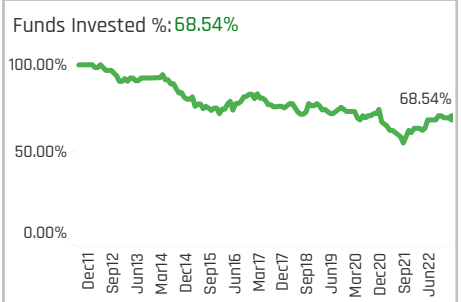
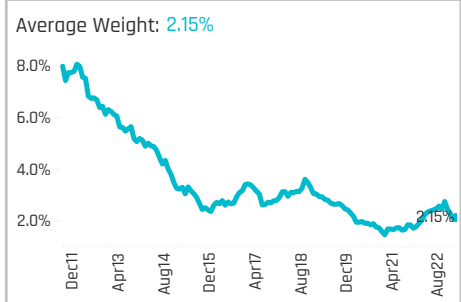
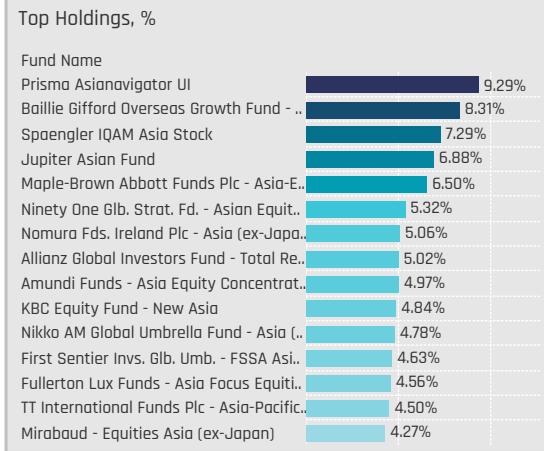
Country	Change	Flow
South Korea	4.49%	\$9M
India	4.49%	\$22M
Thailand	3.37%	\$9M
New Zealand	1.12%	\$0M
Japan	1.12%	(\$2M)
Australia	1.12%	\$0M
Vietnam	0.00%	\$0M
Germany	0.00%	\$0M
Finland	0.00%	\$0M
Cayman Islands	0.00%	\$0M
Bangladesh	0.00%	\$0M
Malaysia	-1.12%	\$0M
Indonesia	-1.12%	(\$1M)
China & HK	-3.37%	(\$165M)

Largest Changes in Fund Country Weight, %

Fund Name	New a..	Country	Change
Robeco Capital Gr. Fds. - Asian Star..		China & HK	3.60%
Matthews Asia Funds - Asia (ex-Jap..		China & HK	3.01%
Spaengler IQAM Asia Stock		China & HK	2.95%
Maple-Brown Abbott Funds Plc - Asi..	New	Japan	2.85%
NN (L) - Asia Income	New	India	2.76%
Janus Henderson Asia Equity Fund		China & HK	2.42%
Matthews Asia Funds - Asia (ex-Jap..	New	Thailand	2.21%
AB SICAV I - Asia Low Volatility Equi..		China & HK	-1.42%
Franklin Asian Equity Fund		China & HK	-1.48%
FTIF SICAV - Asian Growth Fund		China & HK	-1.89%
T. Rowe Price Funds SICAV - Asian e..		China & HK	-2.02%
T Rowe Price New Asia Fund		China & HK	-2.04%
Invesco Funds - Asia Opportuniti..		China & HK	-2.49%
DJE - Asien		Japan	-2.59%

Largest Fund Level Stock Inflows/Outflows, \$

Fund Name	Stock Name	New..	Flow
FTIF SICAV - Asian Growth Fund	Apollo Hospitals Enterpri..	New	\$20M
HSBC GIF - Asia (ex-Japan) Equity	Wuxi Biologics (Cayman) ..		\$11M
Matthews Asia Funds - Asia (ex-Ja..	Bangkok Dusit Medical S..	New	\$10M
LO Funds - Asia High Conviction	Apollo Hospitals Enterpri..	New	\$9M
FTIF SICAV - Asian Growth Fund	Torrent Pharmaceuticals ..	New	\$9M
Schroder ISF - Asian Opportuniti..	Wuxi Biologics (Cayman) ..		\$9M
Matthews Asia Funds - Asia (ex-Ja..	AK Medical Holdings Ltd.	New	\$9M
FTIF SICAV - Asian Growth Fund	Jiangsu Hengrui Pharma..		(\$11M)
Fidelity Inv. Funds - Asia Fund	Wuxi Biologics (Cayman) ..		(\$21M)
Schroder ISF - Asian Opportuniti..	Apollo Hospitals Enterpri..		(\$22M)
T Rowe Price New Asia Fund	Wuxi Biologics (Cayman) ..		(\$25M)
T Rowe Price New Asia Fund	Jiangsu Hengrui Pharma..	Close	(\$27M)
FTIF SICAV - Asian Growth Fund	Wuxi Biologics (Cayman) ..	Close	(\$31M)
Matthews Pacific Tiger Fund	CSPC Pharmaceutical Gro..		(\$51M)

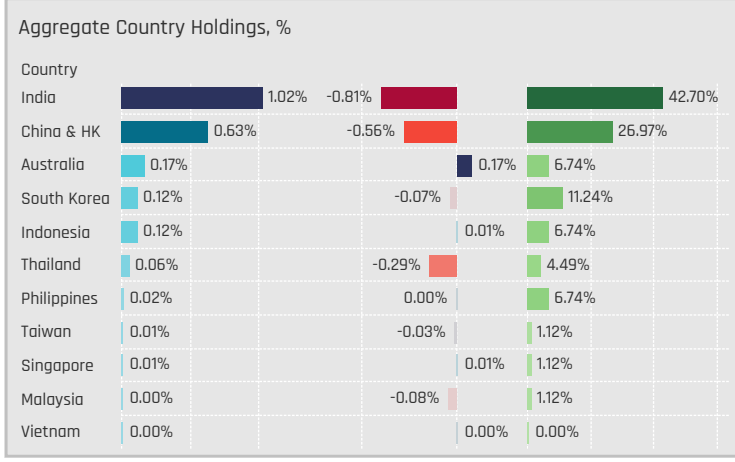


Aggregate Stock Holdings Data, Ranked by Most Widely Held.

Ticker	Stock Name	Funds Invested %	Average Weight	Vs Benchmark	Fund AUM, \$
500325-IN	Reliance Industries Limited	39.33%	0.90%	-0.61%	\$496M
857-HK	PetroChina Company Limited ..	7.87%	0.08%	-0.11%	\$30M
2883-HK	China Oilfield Services Limite..	7.87%	0.11%	0.07%	\$105M
096770-KR	SK Innovation Co., Ltd	7.87%	0.08%	-0.04%	\$30M
ACEN-PH	AC Energy Corp.	6.74%	0.02%	0.00%	\$5M
386-HK	China Petroleum & Chemical ..	6.74%	0.10%	-0.12%	\$124M
883-HK	CNOOC Limited	5.62%	0.10%	0.10%	\$89M
WDS-AU	Woodside Energy Group Ltd	4.49%	0.11%	0.11%	\$10M
PTTEP-TH	PTT Exploration & Production ..	4.49%	0.06%	-0.04%	\$8M
J36-SG	Jardine Matheson Holdings Li..	4.49%	0.14%	-0.01%	\$21M
UNTR-ID	PT United Tractors Tbk	3.37%	0.05%	0.00%	\$10M
ITMG-ID	PT Indo Tambangraya Megah ..	3.37%	0.05%	0.05%	\$11M
010950-KR	S-Oil Corporation	3.37%	0.03%	-0.02%	\$19M
STO-AU	Santos Limited	2.25%	0.03%	0.03%	\$14M
601872-CN	China Merchants Energy Ship..	2.25%	0.05%	0.05%	\$24M

Top Stock Holdings, %

Fund Name	Ticker	Stock Name	Weight
Jupiter Asian Fund	WDS-AU	Woodside Energy Gro..	6.88%
Spaengler IQAM Asia Stock	500325-IN	Reliance Industries Li..	4.79%
First Sentier Invs. Glb. Umb. - FSSA Asi..	J36-SG	Jardine Matheson Hol..	4.63%
Baillie Gifford Overseas Growth Fund - ..	500325-IN	Reliance Industries Li..	3.96%
Nomura Fds. Ireland Plc - Asia (ex-Japa..	500325-IN	Reliance Industries Li..	3.92%
Legg Mason Global Funds Plc - Martin ..	J36-SG	Jardine Matheson Hol..	3.79%
Allianz Global Investors Fund - Total Re..	500325-IN	Reliance Industries Li..	3.78%
Nikko AM Global Umbrella Fund - Asia (.	500325-IN	Reliance Industries Li..	3.76%
First Sentier Invs. Glb. Umb. - FSSA Asi..	J36-SG	Jardine Matheson Hol..	3.64%
Polar Capital Funds Plc - Asian Stars F..	500325-IN	Reliance Industries Li..	3.57%
Maple-Brown Abbott Funds Plc - Asia-E..	500870-IN	Control India Limited	3.20%
Eastspring Investments - Asian Dynam..	530965-IN	Indian Oil Corp. Ltd.	3.02%
Fidelity Asia Fund	601872-CN	China Merchants Ener..	2.86%
Natixis Intl. Fds. (Lux) I - Natixis Asia Eq.	500325-IN	Reliance Industries Li..	2.84%
Mirabaud - Equities Asia (ex-Japan)	500325-IN	Reliance Industries Li..	2.84%



Top Country Holdings, %

Fund Name	Country	Weight
Jupiter Asian Fund	Australia	6.88%
Spaengler IQAM Asia Stock	India	4.79%
First Sentier Invs. Glb. Umb. - FSSA Asi..	China & HK	4.63%
Baillie Gifford Overseas Growth Fund - ..	India	3.96%
Nomura Fds. Ireland Plc - Asia (ex-Japa..	India	3.92%
AB FCP I - Asia (ex-Japan) Equity Portf..	China & HK	3.84%
NESTOR-FONDS - Nestor Fernost Fonds	Indonesia	3.79%
Legg Mason Global Funds Plc - Martin ..	China & HK	3.79%
Allianz Global Investors Fund - Total Re..	India	3.78%
Baillie Gifford Overseas Growth Fund - ..	China & HK	3.77%
Nikko AM Global Umbrella Fund - Asia (.	China & HK	3.76%
First Sentier Invs. Glb. Umb. - FSSA Asi..	China & HK	3.64%
Hermes Invt. Funds - Asia (ex-Japan) E..	China & HK	3.60%
Polar Capital Funds Plc - Asian Stars F..	India	3.57%
TT International Funds Plc - Asia-Pacific..	Australia	3.50%

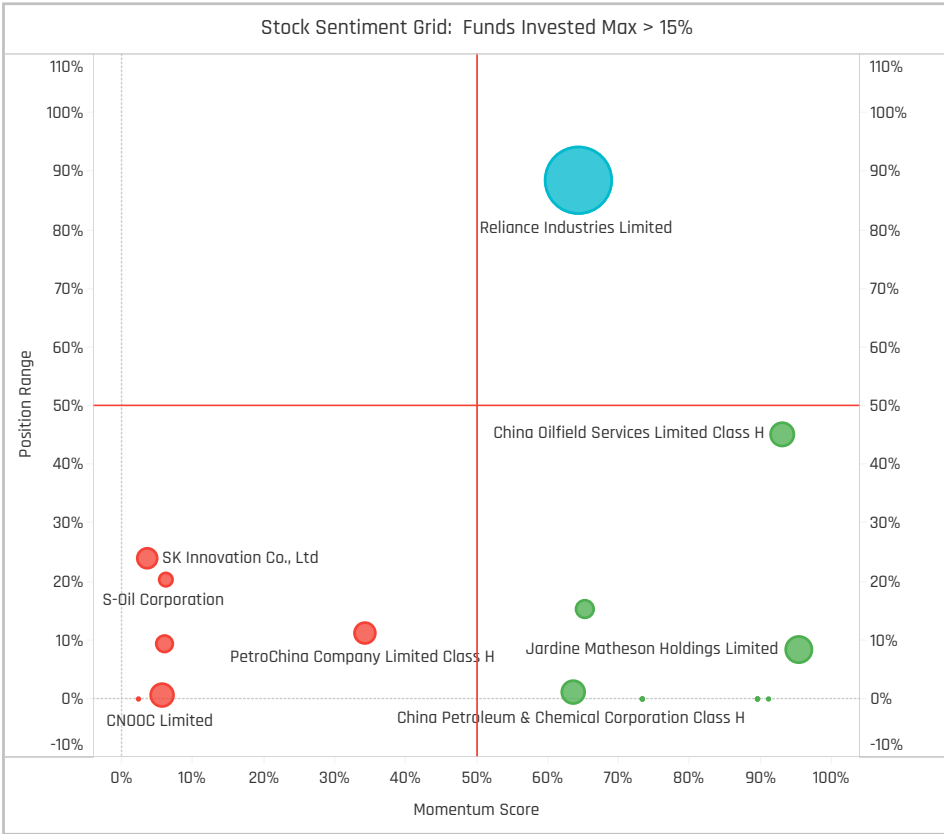
Top Stock Holdings, \$

Fund Name	Ticker	Stock Name	Value
Veritas Funds Plc - Asian Fund	500325-IN	Reliance Industries Limit..	\$135M
Baillie Gifford Overseas Growth Fund - ..	500325-IN	Reliance Industries Limit..	\$120M
Baillie Gifford Overseas Growth Fund - ..	883-HK	CNOOC Limited	\$82M
Schroder ISF - Asian Opportunities	386-HK	China Petroleum & Che..	\$75M
Hermes Invt. Funds - Asia (ex-Japan) E..	2883-HK	China Oilfield Services Li..	\$60M
iShares Tr. - MSCI All Country Asia ex-J..	500325-IN	Reliance Industries Limit..	\$46M
Hermes Invt. Funds - Asia (ex-Japan) E..	392-HK	Beijing Enterprises Holdi..	\$43M
FTIF SICAV - Asian Growth Fund	500325-IN	Reliance Industries Limit..	\$36M
Baillie Gifford Overseas Growth Fund - ..	2883-HK	China Oilfield Services Li..	\$32M
Schroder Asian Growth Fund	386-HK	China Petroleum & Che..	\$31M
Fidelity Inv. Trust - Emerging Asia Fund	500325-IN	Reliance Industries Limit..	\$26M
Fidelity Asia Fund	601872-CN	China Merchants Energy..	\$23M
Schroder Asian Alpha Plus Fund	500325-IN	Reliance Industries Limit..	\$19M
Ninety One Glb. Strat. Fd. - Asian Equit..	500325-IN	Reliance Industries Limit..	\$18M
Vontobel Fund - mtx Sustainable Asian..	002353-..	Yantai Jereh Oilfield Ser..	\$18M

Largest Changes in Fund Weight, %

Fund Name	New or C..	Change
First Sentier Invs. Glb. Umb. - FS..		2.62%
Fidelity Asia Fund		2.27%
Spaengler IQAM Asia Stock		1.96%
Prisma Asianavigator UI		1.86%
FTIF SICAV - Asian Growth Fund	New	1.81%
First Sentier Invs. Glb. Umb. - FS..		1.40%
Franklin Asian Equity Fund	New	1.07%
Maple-Brown Abbott Funds Plc - ..		-2.53%
BlackRock Global Funds - Asian ..		-2.76%
Baring Eastern Trust		-3.25%
GAM Star Fund Plc - Asian Equity		-3.26%
Robeco Capital Gr. Fds. - Asian S..		-3.84%
TT International Funds Plc - Asia..		-4.13%
Fullerton Lux Funds - Asia Focus..		-5.13%

Ave Wgt Δ	Funds Invested Δ	Fund Flows, \$	Av Wgt vs AAXJ Δ	Funds O/W % Δ
-0.44%	1.12%	(\$105M)	-0.06%	-3.37%



Aggregate Stock Holdings Changes

Ticker	Stock Name	Funds Invested % Δ	Average Weight Δ	Fund Flows, \$
500325-IN	Reliance Industries Limited	2.25%	-0.24%	\$4M
WDS-AU	Woodside Energy Group Ltd	1.12%	0.02%	\$0M
WOR-AU	Worley Limited	0.00%	0.00%	
WHC-AU	Whitehaven Coal Limited	0.00%	0.00%	
TOP-TH	Thai Oil Public Co. Ltd.	0.00%	0.00%	\$0M
STO-AU	Santos Limited	0.00%	-0.02%	(\$3M)
SPRC.R-TH	Star Petroleum Refining Public..	0.00%	0.00%	
883-HK	CNOOC Limited	-1.12%	-0.04%	(\$7M)
600583-CN	Offshore Oil Engineering Co., L..	-1.12%	-0.01%	\$0M
338-HK	Sinopec Shanghai Petrochemi..	-1.12%	-0.01%	(\$6M)
010950-KR	S-Oil Corporation	-1.12%	-0.02%	(\$1M)
002353-CN	Yantai Jereh Oilfield Services ..	-1.12%	-0.03%	(\$6M)
PTT-TH	PTT Public Co., Ltd.	-2.25%	-0.02%	(\$35M)
096770-KR	SK Innovation Co., Ltd	-2.25%	-0.06%	(\$12M)

Largest Fund Flows, \$

Fund Name	New or Cl..	Flow
FTIF SICAV - Asian Growth Fund	New	\$43M
Fidelity Asia Fund		\$20M
First Sentier Invs. Glb. Umb. - F..		\$6M
Eastspring Investments - Asian..		\$4M
iShares Tr. - MSCI All Country A..		\$2M
Polar Capital Funds Plc - Asian ..		\$1M
First Sentier Invs. Glb. Umb. - F..		\$1M
AB FCP I - Asia (ex-Japan) Equi..		(\$10M)
Ninety One Glb. Strat. Fd. - Asia..		(\$15M)
Fullerton Lux Funds - Asia Focu..		(\$15M)
BlackRock Global Funds - Asian ..		(\$20M)
Schroder ISF - Asian Opportunit..		(\$21M)
Fidelity Invt. Funds - Asia Fund	Close	(\$25M)
Hermes Invt. Funds - Asia (ex-J..		(\$30M)

Largest Fund Level Changes in Stock Weight, %

Fund Name	Stock Name	New ..	Change
First Sentier Invs. Glb. Umb. - FSSA..	Jardine Matheson Holdin..		2.62%
Spaengler IQAM Asia Stock	CNOOC Limited	New	2.50%
Prisma Asianavigator UI	Woodside Energy Group ..	New	2.37%
EPIC Funds Plc - Oriental Focus Fu..	Reliance Industries Limit..	New	2.37%
Maple-Brown Abbott Funds Plc - A..	Castrol India Limited		2.11%
FTIF SICAV - Asian Growth Fund	Reliance Industries Limit..	New	1.81%
AB FCP I - Asia (ex-Japan) Equity ..	China Petroleum & Chem..	New	1.41%
TT International Funds Plc - Asia-P..	SK Innovation Co., Ltd	Close	-1.90%
Mirae Asset Glb. Discovery Fd. - ES..	Reliance Industries Limit..		-2.14%
AB FCP I - Asia (ex-Japan) Equity ..	PetroChina Company Lim..	Close	-2.26%
Robeco Capital Gr. Fds. - Asian Sta..	China Petroleum & Chem..	Close	-3.78%
Maple-Brown Abbott Funds Plc - A..	Reliance Industries Limit..	Close	-3.90%
EPIC Funds Plc - Oriental Focus Fu..	CNOOC Limited	Close	-4.19%
Fullerton Lux Funds - Asia Focus E..	Reliance Industries Limit..		-5.13%

Aggregate Country Holding Changes

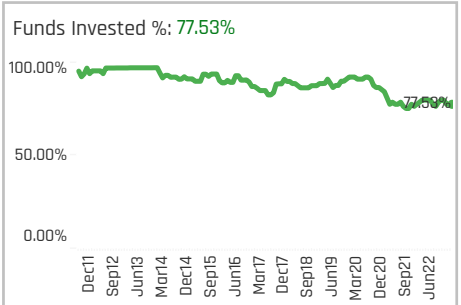
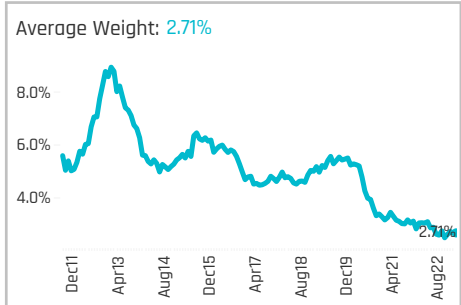
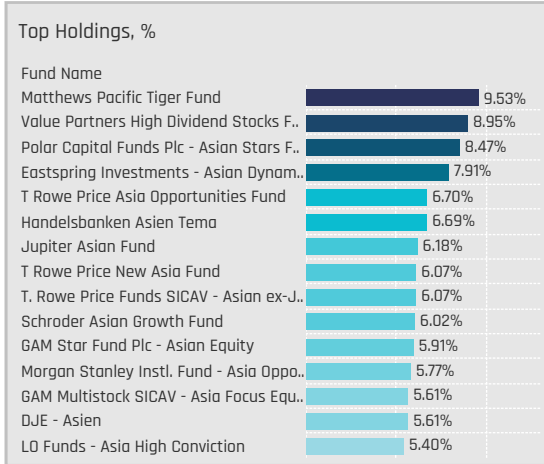
Country	Change	Flow
India	3.37%	(\$9M)
Australia	1.12%	(\$4M)
Vietnam	0.00%	\$0M
United States	0.00%	
United Kingdom	0.00%	
United Arab Emirates	0.00%	
Taiwan	0.00%	(\$2M)
Cayman Islands	0.00%	
Canada	0.00%	
Philippines	-1.12%	(\$1M)
Indonesia	-1.12%	(\$8M)
Thailand	-2.25%	(\$35M)
South Korea	-2.25%	(\$13M)
China & HK	-2.25%	(\$57M)

Largest Changes in Fund Country Weight, %

Fund Name	New a..	Country	Change
First Sentier Invs. Glb. Umb. - FSSA ..		China & HK	2.62%
Spaengler IQAM Asia Stock	New	China & HK	2.50%
Prisma Asianavigator UI	New	Australia	2.37%
EPIC Funds Plc - Oriental Focus Fund	New	India	2.37%
FTIF SICAV - Asian Growth Fund	New	India	1.81%
First Sentier Invs. Glb. Umb. - FSSA ..		China & HK	1.40%
Fidelity Asia Fund		China & HK	1.15%
TT International Funds Plc - Asia-Pa..		Australia	-2.01%
Fullerton Lux Funds - Asia Focus Eq..		China & HK	-2.03%
TT International Funds Plc - Asia-Pa..		South Korea	-2.12%
Mirae Asset Glb. Discovery Fd. - ESG ..		India	-2.14%
Robeco Capital Gr. Fds. - Asian Star..		China & HK	-3.84%
EPIC Funds Plc - Oriental Focus Fund	Close	China & HK	-4.19%
Fullerton Lux Funds - Asia Focus Eq..		India	-5.13%

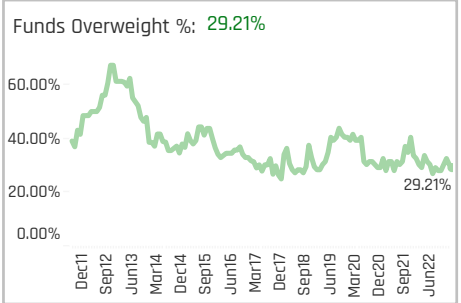
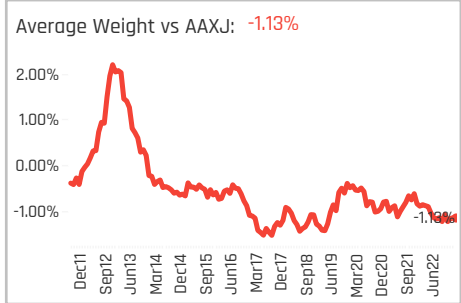
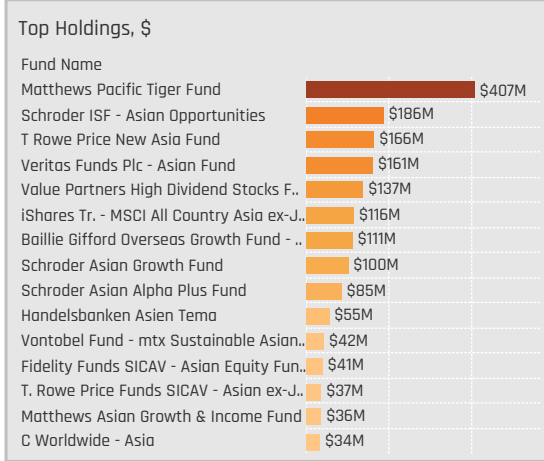
Largest Fund Level Stock Inflows/Outflows, \$

Fund Name	Stock Name	New..	Flow
FTIF SICAV - Asian Growth Fund	Reliance Industries Limit..	New	\$43M
Fidelity Asia Fund	PT Indo Tambangraya Me..		\$10M
Fidelity Asia Fund	China Merchants Energy ..		\$9M
First Sentier Invs. Glb. Umb. - FSSA ..	Jardine Matheson Holdin..		\$6M
AB FCP I - Asia (ex-Japan) Equity P..	China Petroleum & Chem..	New	\$4M
Eastspring Investments - Asian Dy..	Indian Oil Corp. Ltd.		\$4M
Sydivest Fjernosten	China Oilfield Services Li..	New	\$1M
BlackRock Global Funds - Asian Gro..	PTT Public Co., Ltd.	Close	(\$10M)
AB FCP I - Asia (ex-Japan) Equity P..	PetroChina Company Lim..	Close	(\$10M)
Fullerton Lux Funds - Asia Focus Eq..	Reliance Industries Limit..		(\$10M)
Ninety One Glb. Strat. Fd. - Asian E..	Reliance Industries Limit..		(\$14M)
Schroder ISF - Asian Opportunities	China Petroleum & Chem..		(\$21M)
Fidelity Invt. Funds - Asia Fund	PTT Public Co., Ltd.	Close	(\$25M)
Hermes Invt. Funds - Asia (ex-Japa..	PetroChina Company Lim..		(\$30M)



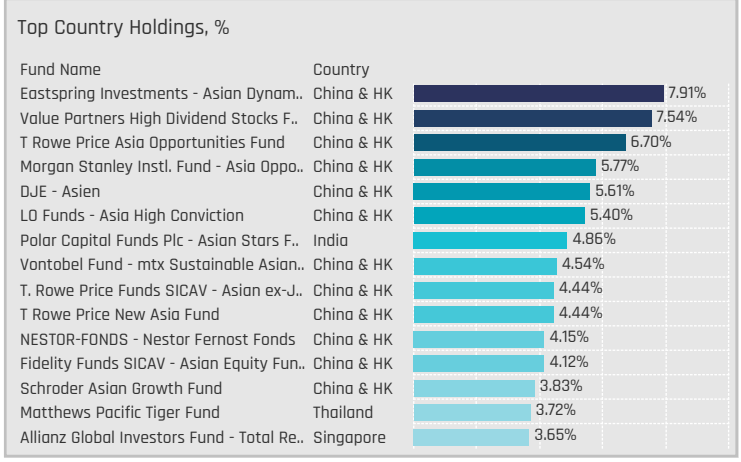
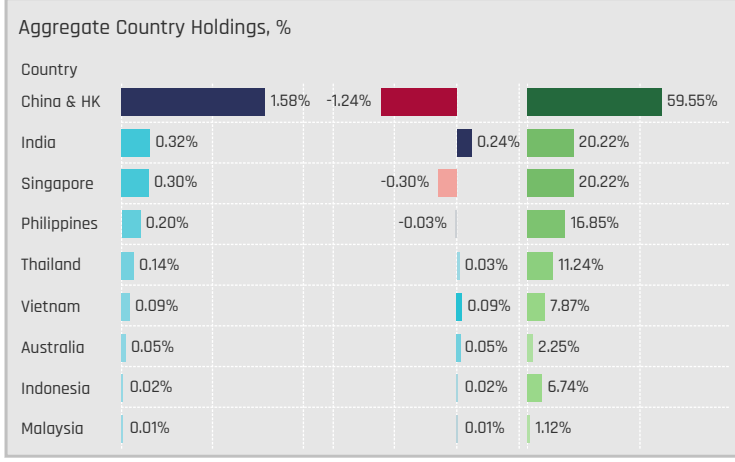
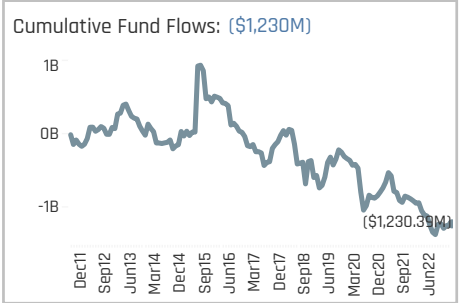
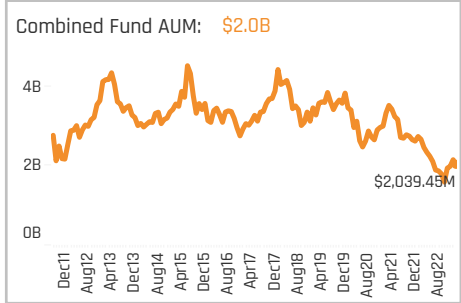
Aggregate Stock Holdings Data, Ranked by Most Widely Held.

Ticker	Stock Name	Funds Invested %	Average Weight	Vs Benchmark	Fund AUM, \$
1109-HK	China Resources Land Limited	16.85%	0.28%	0.03%	\$192M
BEKE-US	KE Holdings, Inc. Sponsored A..	11.24%	0.20%	-0.02%	\$155M
ALI-PH	Ayala Land Inc.	11.24%	0.10%	0.04%	\$62M
688-HK	China Overseas Land & Invest..	11.24%	0.18%	0.01%	\$73M
CPN-TH	Central Pattana Public Co. Ltd.	10.11%	0.13%	0.06%	\$174M
9CI-SG	CapitaLand Investment Limit..	8.99%	0.10%	-0.03%	\$41M
823-HK	Link Real Estate Investment T..	8.99%	0.12%	-0.13%	\$32M
503100-IN	Phoenix Mills Ltd.	7.87%	0.11%	0.11%	\$117M
16-HK	Sun Hung Kai Properties Limit..	7.87%	0.11%	-0.25%	\$51M
6098-HK	Country Garden Services Hold..	6.74%	0.06%	-0.02%	\$10M
543287-IN	Macrotech Developers Ltd.	6.74%	0.07%	0.07%	\$16M
1209-HK	China Resources Mixc Lifestyl..	6.74%	0.10%	0.03%	\$173M
SMPH-PH	SM Prime Holdings, Inc.	5.62%	0.07%	-0.05%	\$122M
C3BU-SG	CapitaLand Integrated Comm..	5.62%	0.07%	-0.07%	\$50M
VRE-VN	Vincom Retail JSC	4.49%	0.03%	0.03%	\$5M



Top Stock Holdings, %

Fund Name	Ticker	Stock Name	Weight
Morgan Stanley Instl. Fund - Asia Oppo..	BEKE-US	KE Holdings, Inc. Spon..	5.14%
Eastspring Investments - Asian Dynam..	16-HK	Sun Hung Kai Properti..	4.70%
Matthews Pacific Tiger Fund	CPN-TH	Central Pattana Publ..	3.72%
Allianz Global Investors Fund - Total Re..	9CI-SG	CapitaLand Investme..	3.65%
Waverton Invnt. Fds. Plc - Asia Pacific Fu..	823-HK	Link Real Estate Inves..	3.42%
DJE - Asien	160-HK	Hon Kwok Land Invest..	3.41%
Maple-Brown Abbott Funds Plc - Asia-E..	C3BU-SG	CapitaLand Integrate..	3.29%
Eastspring Investments - Asian Dynam..	688-HK	China Overseas Land ..	3.21%
NN (L) - Asia Income	1109-HK	China Resources Land..	3.16%
Polar Capital Funds Plc - Asian Stars F..	503100-IN	Phoenix Mills Ltd.	3.06%
Robeco Capital Gr. Fds. - Asian Stars E..	688-HK	China Overseas Land ..	3.02%
EPIC Funds Plc - Oriental Focus Fund	ALI-PH	Ayala Land Inc.	3.01%
Veritas Funds Plc - Asian Fund	GMG-AU	Goodman Group	2.73%
Fidelity Funds SICAV - Asian Equity Fun..	1109-HK	China Resources Land..	2.64%
Matthews Pacific Tiger Fund	1209-HK	China Resources Mixc ..	2.56%



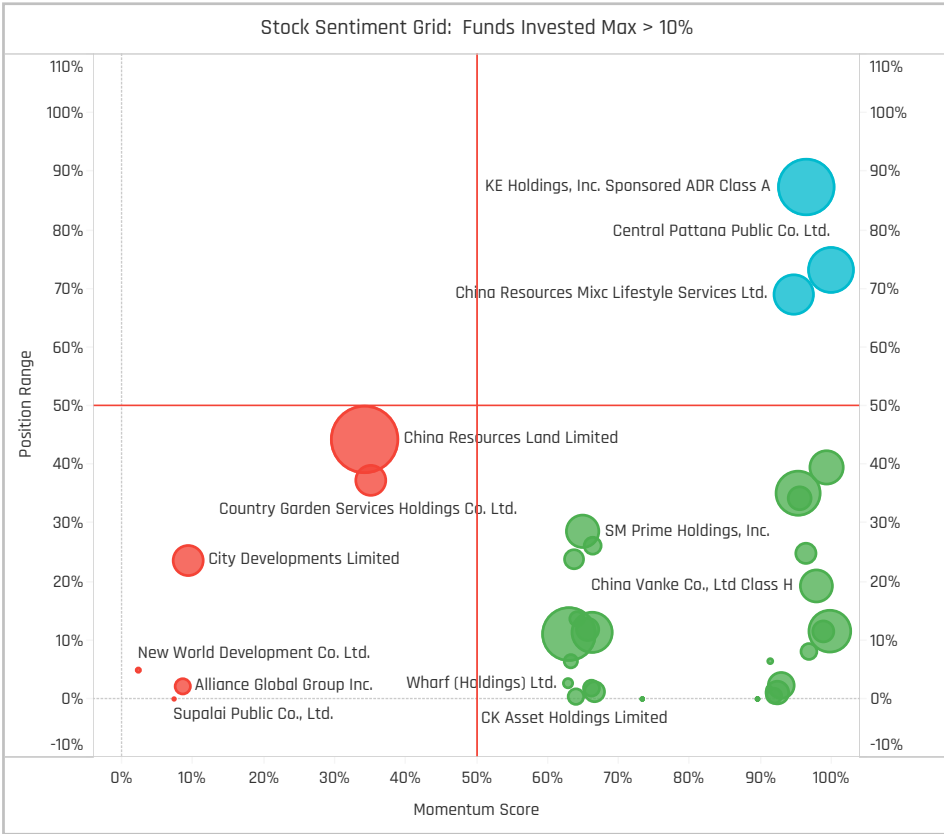
Top Stock Holdings, \$

Fund Name	Ticker	Stock Name	Value
Veritas Funds Plc - Asian Fund	GMG-AU	Goodman Group	\$161M
Matthews Pacific Tiger Fund	CPN-TH	Central Pattana Public C..	\$159M
Matthews Pacific Tiger Fund	1209-HK	China Resources Mixc Lif..	\$109M
Matthews Pacific Tiger Fund	SMPH-PH	SM Prime Holdings, Inc.	\$109M
Schroder ISF - Asian Opportunities	1972-HK	Swire Properties Limited	\$95M
Schroder ISF - Asian Opportunities	1109-HK	China Resources Land Li..	\$62M
T Rowe Price New Asia Fund	BEKE-US	KE Holdings, Inc. Sponso..	\$52M
Baillie Gifford Overseas Growth Fund - ..	503100-IN	Phoenix Mills Ltd.	\$50M
Schroder Asian Growth Fund	503100-IN	Phoenix Mills Ltd.	\$37M
T Rowe Price New Asia Fund	H78-SG	Hongkong Land Holding..	\$35M
T Rowe Price New Asia Fund	C3BU-SG	CapitaLand Integrated C..	\$35M
Baillie Gifford Overseas Growth Fund - ..	532868-IN	DLF Limited	\$34M
T Rowe Price New Asia Fund	1209-HK	China Resources Mixc Lif..	\$34M
Value Partners High Dividend Stocks F..	1109-HK	China Resources Land Li..	\$31M
Matthews Pacific Tiger Fund	BEKE-US	KE Holdings, Inc. Sponso..	\$30M

Largest Changes in Fund Weight, %

Fund Name	New or C..	Change
LO Funds - Asia High Conviction	New	5.40%
Matthews Pacific Tiger Fund		4.54%
GAM Star Fund Plc - Asian Equity		4.05%
Maple-Brown Abbott Funds Plc - ..		3.48%
Matthews Asia Funds - Asia (ex-..	New	2.82%
NESTOR-FONDS - Nestor Fernost..		2.48%
NN (L) - Asia Income		2.41%
Polar Capital Funds Plc - Asian ..		-1.87%
Robeco Capital Gr. Fds. - Asian S..		-1.99%
EPIC Funds Plc - Oriental Focus ..		-2.29%
Swedbank Robur Asienfond		-2.92%
TT International Funds Plc - Asia..		-3.22%
Carnegie Asia		-3.37%
AB FCP I - Asia (ex-Japan) Equit..		-5.92%

Ave Wgt Δ	Funds Invested Δ	Fund Flows, \$	Av Wgt vs AAXJ Δ	Funds O/W % Δ
0.09%	1.12%	\$147M	-0.01%	0.00%



Aggregate Stock Holdings Changes

Ticker	Stock Name	Funds Invested % Δ	Average Weight Δ	Fund Flows, \$
CPN-TH	Central Pattana Public Co. Ltd.	6.74%	0.10%	\$138M
16-HK	Sun Hung Kai Properties Limit..	3.37%	0.10%	\$26M
CTRA-ID	PT Ciputra Development Tbk	2.25%	0.00%	\$1M
C38U-SG	CapitaLand Integrated Comm..	2.25%	0.05%	\$39M
813-HK	Shimao Group Holdings Limited	2.25%	0.03%	\$6M
1918-HK	Sunac China Holdings Ltd.	2.25%	0.01%	\$7M
U14-SG	UDL Group Limited	1.12%	0.01%	(\$1M)
VHM-VN	Vinhomes JSC	-2.25%	-0.05%	(\$3M)
9666-HK	Jinke Smart Services Group C..	-2.25%	0.00%	(\$8M)
6098-HK	Country Garden Services Holdi..	-2.25%	0.01%	(\$12M)
17-HK	New World Development Co. L..	-2.25%	-0.02%	(\$2M)
1109-HK	China Resources Land Limited	-2.25%	0.03%	(\$16M)
884-HK	CIFI Holdings (Group) Co. Ltd.	-3.37%	-0.03%	(\$4M)
3319-HK	A-Living Smart City Services C..	-3.37%	-0.03%	(\$3M)

Largest Fund Flows, \$

Fund Name	New or Cl..	Flow
Matthews Pacific Tiger Fund		\$119M
T Rowe Price New Asia Fund		\$45M
LO Funds - Asia High Conviction	New	\$30M
Fidelity Funds SICAV - Asian Eq..		\$18M
Matthews Asia Funds - Asia (ex..	New	\$15M
T. Rowe Price Funds SICAV - Asi..		\$10M
Eastspring Investments - Asian..		\$10M
JPMorgan Fund ICVC - Asia Gro..	Close	(\$6M)
Fidelity Inv. Funds - Asia Fund		(\$6M)
Handelsbanken Asien Tema		(\$6M)
Swedbank Robur Asienfond		(\$12M)
Vontobel Fund - mtX Sustainab..		(\$14M)
FTIF SICAV - Asian Growth Fund	Close	(\$19M)
AB FCP I - Asia (ex-Japan) Equi..		(\$31M)

Largest Fund Level Changes in Stock Weight, %

Fund Name	Stock Name	New ..	Change
Eastspring Investments - Asian Dy..	Sun Hung Kai Properties ..	New	4.70%
Matthews Pacific Tiger Fund	Central Pattana Public C..	New	3.72%
Maple-Brown Abbott Funds Plc - A..	CapitaLand Integrated C..	New	3.29%
NN (L) - Asia Income	China Resources Land Li..		2.35%
LO Funds - Asia High Conviction	KE Holdings, Inc. Sponsor..	New	2.32%
NESTOR-FONDS - Nestor Fernost F..	Aoyuan Healthy Life Grou..	New	1.96%
GAM Star Fund Plc - Asian Equity	City Developments Limit..	New	1.82%
Janus Henderson Asia Equity Fund	Vinhomes JSC	Close	-1.47%
AB FCP I - Asia (ex-Japan) Equit..	CapitaLand Integrated C..	Close	-1.48%
Robeco Capital Gr. Fds. - Asian Sta..	New World Development ..	Close	-1.68%
GAM Multistock SICAV - Asia Focus..	China Overseas Land & I..	Close	-2.07%
Carnegie Asia	Vinhomes JSC	Close	-2.42%
EPIC Funds Plc - Oriental Focus Fu..	Land & Houses Public Co...	Close	-2.65%
Eastspring Investments - Asian Dy..	Wharf (Holdings) Ltd.	Close	-3.96%

Aggregate Country Holding Changes

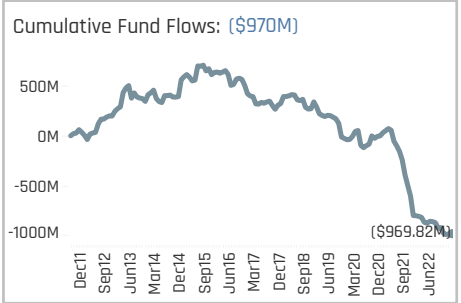
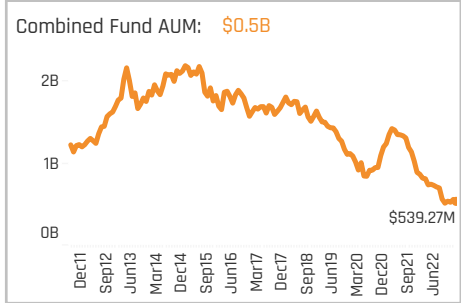
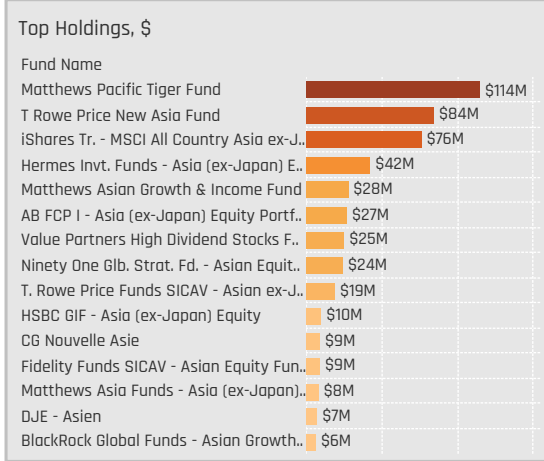
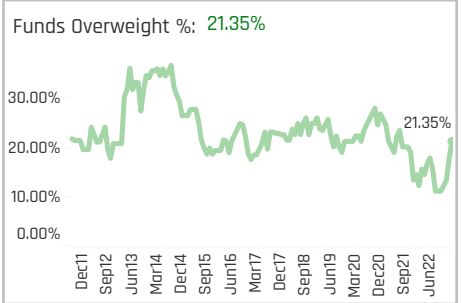
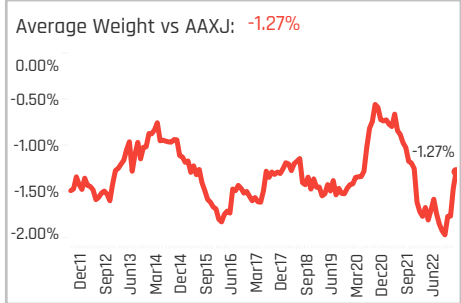
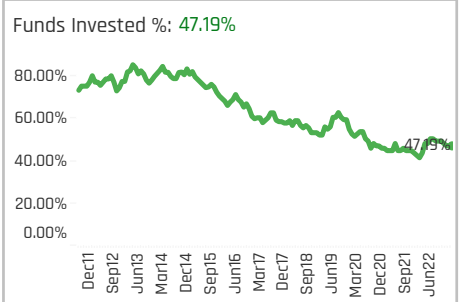
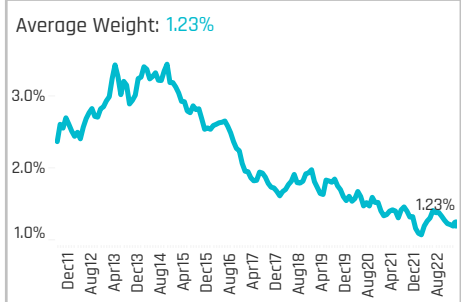
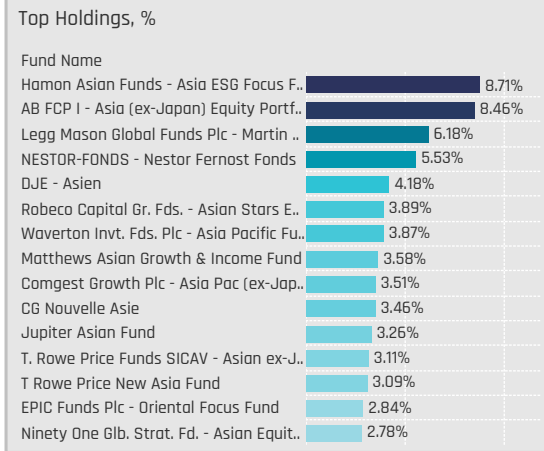
Country	Change	Flow
Thailand	4.49%	\$138M
Singapore	4.49%	\$35M
Indonesia	2.25%	\$1M
Taiwan	0.00%	\$0M
South Korea	0.00%	\$0M
Malaysia	0.00%	\$0M
Japan	0.00%	\$0M
China & HK	0.00%	\$0M
Australia	0.00%	\$0M
Vietnam	-1.12%	\$1M
Philippines	-1.12%	(\$10M)
India	-2.25%	(\$17M)

Largest Changes in Fund Country Weight, %

Fund Name	New a..	Country	Change
LO Funds - Asia High Conviction	New	China & HK	5.40%
Matthews Pacific Tiger Fund	New	Thailand	3.72%
Maple-Brown Abbott Funds Plc - Asi..	New	Singapore	3.29%
GAM Star Fund Plc - Asian Equity	New	Singapore	2.93%
NESTOR-FONDS - Nestor Fernost Fo..		China & HK	2.48%
Sydinvest Fjernosten	New	China & HK	2.12%
Spaengler IQAM Asia Stock		China & HK	2.09%
Polar Capital Funds Plc - Asian Star..		India	-1.75%
Robeco Capital Gr. Fds. - Asian Star..		China & HK	-1.93%
Swedbank Robur Asienfond	Close	China & HK	-2.17%
TT International Funds Plc - Asia-Pa..	Close	China & HK	-2.38%
Carnegie Asia	Close	Vietnam	-2.42%
EPIC Funds Plc - Oriental Focus Fund	Close	Thailand	-2.65%
AB FCP I - Asia (ex-Japan) Equity Pa..		China & HK	-3.89%

Largest Fund Level Stock Inflows/Outflows, \$

Fund Name	Stock Name	New..	Flow
Matthews Pacific Tiger Fund	Central Pattana Public C..	New	\$132M
T Rowe Price New Asia Fund	CapitaLand Integrated C..	New	\$36M
T Rowe Price New Asia Fund	Hongkong Land Holdings ..		\$18M
Fidelity Funds SICAV - Asian Equity..	Sun Hung Kai Properties ..	New	\$15M
LO Funds - Asia High Conviction	KE Holdings, Inc. Sponsor..	New	\$12M
T Rowe Price New Asia Fund	Ayala Land Inc.	New	\$10M
LO Funds - Asia High Conviction	China Resources Land Li..	New	\$10M
FTIF SICAV - Asian Growth Fund	Godrej Properties Limited	Close	(\$7M)
Vontobel Fund - mtX Sustainable A..	China Resources Land Li..		(\$7M)
AB FCP I - Asia (ex-Japan) Equity P..	CapitaLand Integrated C..	Close	(\$7M)
T Rowe Price New Asia Fund	China Resources Mixc Lif..		(\$7M)
T Rowe Price New Asia Fund	China Resources Land Li..	Close	(\$12M)
FTIF SICAV - Asian Growth Fund	Country Garden Services ..	Close	(\$13M)
Matthews Pacific Tiger Fund	SM Prime Holdings, Inc.		(\$13M)

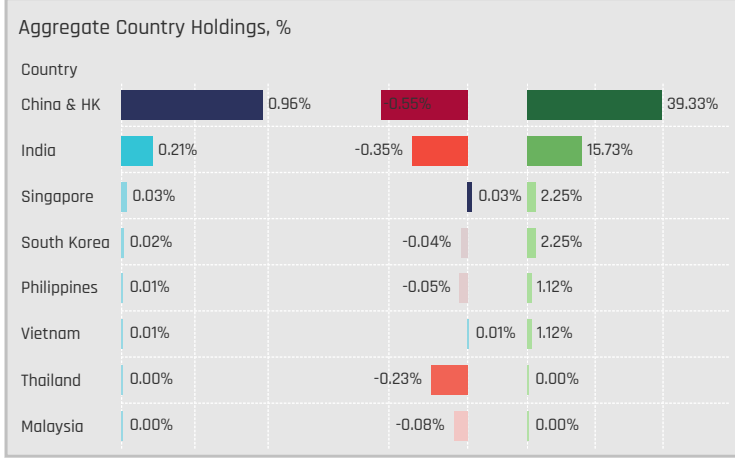


Aggregate Stock Holdings Data, Ranked by Most Widely Held.

Ticker	Stock Name	Funds Invested %	Average Weight	Vs Benchmark	Fund AUM, \$
916-HK	China Longyuan Power Group..	8.99%	0.12%	0.05%	\$28M
2688-HK	ENN Energy Holdings Limited	8.99%	0.16%	-0.05%	\$90M
1193-HK	China Resources Gas Group Li..	8.99%	0.16%	0.09%	\$76M
532898-IN	Power Grid Corporation of Ind..	7.87%	0.12%	-0.03%	\$57M
600900-CN	China Yangtze Power Co., Ltd..	5.62%	0.08%	0.00%	\$13M
270-HK	Guangdong Investment Limit..	5.62%	0.11%	0.07%	\$45M
135-HK	KunLun Energy Co. Ltd.	5.62%	0.10%	0.05%	\$30M
956-HK	China Suntien Green Energy C..	3.37%	0.05%	0.05%	\$10M
2-HK	CLP Holdings Limited	3.37%	0.02%	-0.20%	\$8M
U96-SG	Sembcorp Industries Ltd.	2.25%	0.03%	0.03%	\$5M
RNW-US	ReNew Energy Global plc Clas..	2.25%	0.02%	0.02%	\$1M
855-HK	China Water Affairs Group Li..	2.25%	0.02%	0.02%	\$1M
600803-CN	ENN Ecological Holdings Co., L..	2.25%	0.05%	0.05%	\$12M
532514-IN	Indraprastha Gas Limited	2.25%	0.01%	-0.02%	\$3M
532155-IN	GAIL (India) Limited	2.25%	0.03%	-0.02%	\$28M

Top Stock Holdings, %

Fund Name	Ticker	Stock Name	Weight
DJE - Asien	270-HK	Guangdong Investme..	4.18%
Waverton Inv. Fds. Plc - Asia Pacific Fu..	2688-HK	ENN Energy Holdings ..	3.87%
Legg Mason Global Funds Plc - Martin ..	2688-HK	ENN Energy Holdings ..	3.64%
Comgest Growth Plc - Asia Pac (ex-Jap..	1193-HK	China Resources Gas ..	3.51%
CG Nouvelle Asie	1193-HK	China Resources Gas ..	3.46%
NESTOR-FONDS - Nestor Fernost Funds	956-HK	China Suntien Green E..	3.31%
Jupiter Asian Fund	532898-IN	Power Grid Corporatio..	3.26%
Hamon Asian Funds - Asia ESG Focus F..	600803-CN	ENN Ecological Holdin..	3.02%
EPIC Funds Plc - Oriental Focus Fund	600900-CN	China Yangtze Power ..	2.84%
Hamon Asian Funds - Asia ESG Focus F..	916-HK	China Longyuan Power..	2.81%
Legg Mason Global Funds Plc - Martin ..	270-HK	Guangdong Investme..	2.53%
HSBC GIF - Asia (ex-Japan) Equity	916-HK	China Longyuan Power..	2.34%
NESTOR-FONDS - Nestor Fernost Funds	135-HK	KunLun Energy Co. Ltd.	2.23%
Maple-Brown Abbott Funds Plc - Asia-E..	135-HK	KunLun Energy Co. Ltd.	2.17%
Hamon Asian Funds - Asia ESG Focus F..	579-HK	Beijing Jingneng Clea..	2.11%



Top Country Holdings, %

Fund Name	Country	Weight
Hamon Asian Funds - Asia ESG Focus F..	China & HK	8.71%
Legg Mason Global Funds Plc - Martin ..	China & HK	6.18%
NESTOR-FONDS - Nestor Fernost Funds	China & HK	5.53%
AB FCP I - Asia (ex-Japan) Equity Portf..	China & HK	4.42%
DJE - Asien	China & HK	4.18%
Robeco Capital Gr. Fds. - Asian Stars E..	China & HK	3.89%
Waverton Inv. Fds. Plc - Asia Pacific Fu..	China & HK	3.87%
Matthews Asian Growth & Income Fund	China & HK	3.58%
Comgest Growth Plc - Asia Pac (ex-Jap..	China & HK	3.51%
AB FCP I - Asia (ex-Japan) Equity Portf..	India	3.49%
CG Nouvelle Asie	China & HK	3.46%
Jupiter Asian Fund	India	3.26%
EPIC Funds Plc - Oriental Focus Fund	China & HK	2.84%
Ninety One Glob. Strat. Fd. - Asian Equit..	China & HK	2.78%
Maple-Brown Abbott Funds Plc - Asia-E..	China & HK	2.61%

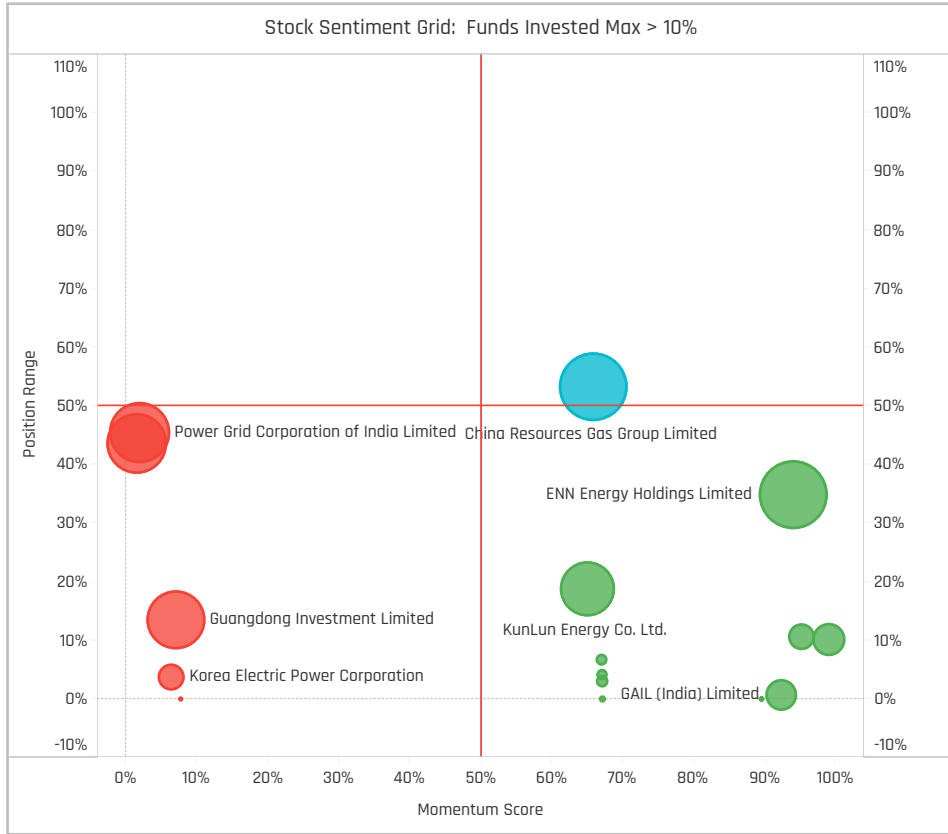
Top Stock Holdings, \$

Fund Name	Ticker	Stock Name	Value
Matthews Pacific Tiger Fund	2688-HK	ENN Energy Holdings Li..	\$58M
Matthews Pacific Tiger Fund	500400-I..	Tata Power Company Li..	\$56M
T Rowe Price New Asia Fund	1193-HK	China Resources Gas Gr..	\$47M
T Rowe Price New Asia Fund	532898-IN	Power Grid Corporation ..	\$37M
Hermes Inv. Funds - Asia (ex-Japan) E..	135-HK	KunLun Energy Co. Ltd.	\$22M
Value Partners High Dividend Stocks F..	270-HK	Guangdong Investment ..	\$20M
Hermes Inv. Funds - Asia (ex-Japan) E..	532155-IN	GAIL (India) Limited	\$20M
Ninety One Glob. Strat. Fd. - Asian Equit..	2688-HK	ENN Energy Holdings Li..	\$16M
Matthews Asian Growth & Income Fund	270-HK	Guangdong Investment ..	\$16M
Matthews Asian Growth & Income Fund	600803-..	ENN Ecological Holdings ..	\$12M
T. Rowe Price Funds SICAV - Asian ex-J..	1193-HK	China Resources Gas Gr..	\$11M
HSBC GIF - Asia (ex-Japan) Equity	916-HK	China Longyuan Power ..	\$10M
CG Nouvelle Asie	1193-HK	China Resources Gas Gr..	\$9M
Fidelity Funds SICAV - Asian Equity Fun..	956-HK	China Suntien Green En..	\$9M
T. Rowe Price Funds SICAV - Asian ex-J..	532898-IN	Power Grid Corporation ..	\$8M

Largest Changes in Fund Weight, %

Fund Name	New or C..	Weight Change
EPIC Funds Plc - Oriental Focus ..	New	2.84%
Matthews Asia Funds - Asia (ex-..	New	1.57%
Nomura Fds. Ireland Plc - Asia (e..	New	1.55%
Spaengler IQAM Asia Stock	New	1.40%
Waverton Invnt. Fds. Plc - Asia Pa..		0.90%
Maple-Brown Abbott Funds Plc -..		0.58%
Comgest Growth Plc - Asia Pac (.		0.53%
GAM Star Fund Plc - Asian Equity	Close	-1.15%
Skandia Asia	Close	-1.37%
GAM Multistock SICAV - Asia Fac..	Close	-1.52%
BlackRock Global Funds - Asian ..		-2.40%
Sydinvest Fjernosten		-2.53%
Fullerton Lux Funds - Asia Focus..		-3.28%
AB FCP I - Asia (ex-Japan) Equit..		-3.96%

Ave Wgt Δ	Funds Invested Δ	Fund Flows, \$	Av Wgt vs AAXJ Δ	Funds O/W % Δ
-0.16%	-2.25%	(\$110M)	0.57%	10.11%



Aggregate Stock Holdings Changes

Ticker	Stock Name	Funds Invested % Δ	Average Weight Δ	Fund Flows, \$
U96-SG	Sembcorp Industries Ltd.	2.25%	0.03%	\$4M
543290-IN	Powergrid Infrastructure Inves..	1.12%	0.02%	\$9M
533098-IN	NHPC Limited	1.12%	0.00%	\$1M
532514-IN	Indraprastha Gas Limited	1.12%	0.01%	\$2M
2-HK	CLP Holdings Limited	1.12%	0.00%	\$0M
1798-HK	China Datang Corp. Renewabl..	1.12%	0.01%	(\$1M)
Y85481151	Tata Power Company Limited ..	0.00%	0.00%	
600011-CN	Huaneng Power International, ..	-1.12%	0.00%	(\$5M)
6-HK	Power Assets Holdings Limited	-1.12%	-0.01%	(\$1M)
3868-HK	Xinyi Energy Holdings Limited	-1.12%	-0.01%	(\$3M)
270-HK	Guangdong Investment Limited	-1.12%	-0.01%	\$1M
015760-KR	Korea Electric Power Corporati..	-1.12%	-0.02%	(\$4M)
916-HK	China Longyuan Power Group ..	-2.25%	-0.07%	(\$6M)
532898-IN	Power Grid Corporation of Indi..	-2.25%	-0.03%	(\$36M)

Largest Fund Flows, \$

Fund Name	New or Cl..	Flow
Matthews Asia Funds - Asia (ex..	New	\$9M
Nomura Fds. Ireland Plc - Asia (.	New	\$4M
Hermes Invnt. Funds - Asia (ex-J..		\$4M
iShares Tr. - MSCI All Country A..		\$1M
Ninety One Glb. Strat. Fd. - Asia..		\$1M
Waverton Invnt. Fds. Plc - Asia P..		\$1M
HSBC GIF - Asia (ex-Japan) Equ..		\$1M
Fullerton Lux Funds - Asia Facu..		(\$7M)
Sydinvest Fjernosten		(\$7M)
T Rowe Price New Asia Fund		(\$10M)
Matthews Pacific Tiger Fund		(\$16M)
BlackRock Global Funds - Asian ..		(\$17M)
AB FCP I - Asia (ex-Japan) Equi..		(\$26M)
Fidelity Invnt. Funds - Asia Fund	Close	(\$35M)

Largest Fund Level Changes in Stock Weight, %

Fund Name	Stock Name	New ..	Weight Change
EPIC Funds Plc - Oriental Focus Fu..	China Yangtze Power Co...	New	2.84%
Matthews Asia Funds - Asia (ex-Ja..	Powergrid Infrastructure ..	New	1.57%
Nomura Fds. Ireland Plc - Asia (ex-..	Sembcorp Industries Ltd.	New	1.55%
Spaengler IQAM Asia Stock	Sembcorp Industries Ltd.	New	1.40%
Waverton Invnt. Fds. Plc - Asia Pacif..	ENN Energy Holdings Lim..		0.90%
SEB Asia (ex-Japan) Fund	China Datang Corp. Rene..	New	0.75%
Matthews Asian Growth & Income ..	Guangdong Investment L..		0.59%
AB FCP I - Asia (ex-Japan) Equity ..	Power Grid Corporation o..		-1.20%
Sydinvest Fjernosten	China Yangtze Power Co...	Close	-1.21%
Skandia Asia	Korea Electric Power Cor..	Close	-1.37%
AB FCP I - Asia (ex-Japan) Equity ..	China Yangtze Power Co...	Close	-1.45%
GAM Multistock SICAV - Asia Focus..	Guangdong Investment L..	Close	-1.52%
BlackRock Global Funds - Asian Gr..	China Yangtze Power Co...		-2.40%
Fullerton Lux Funds - Asia Focus E..	China Yangtze Power Co...		-3.28%

Aggregate Country Holding Changes

Country	Weight Change	Flow
Singapore	2.25%	\$4M
Vietnam	0.00%	\$0M
Thailand	0.00%	\$0M
Taiwan	0.00%	\$0M
Philippines	0.00%	(\$1M)
Malaysia	0.00%	\$0M
Indonesia	0.00%	\$0M
India	-0.02%	(\$40M)
Bangladesh	0.00%	\$0M
Australia	0.00%	\$0M
South Korea	-1.12%	(\$4M)
China & HK	-3.37%	(\$71M)

Largest Changes in Fund Country Weight, %

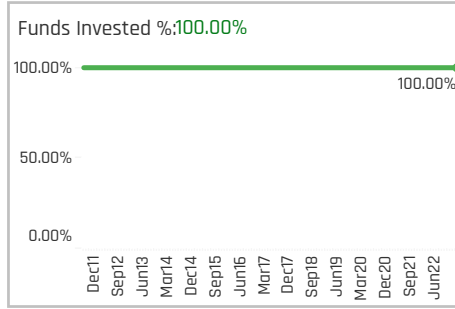
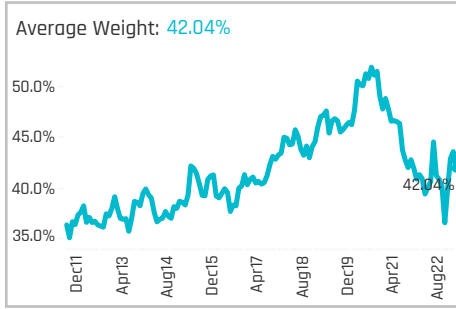
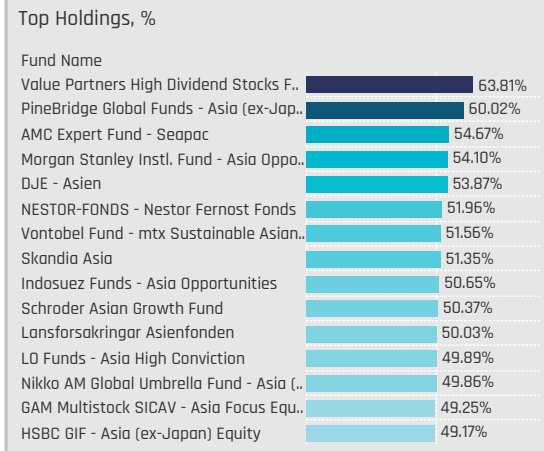
Fund Name	New o..	Country	Weight Change
EPIC Funds Plc - Oriental Focus Fund	New	China & HK	2.84%
Matthews Asia Funds - Asia (ex-Jap..	New	India	1.57%
Nomura Fds. Ireland Plc - Asia (ex-J..	New	Singapore	1.55%
Spaengler IQAM Asia Stock	New	Singapore	1.40%
Waverton Invnt. Fds. Plc - Asia Pacific..		China & HK	0.90%
Maple-Brown Abbott Funds Plc - Asi..		China & HK	0.58%
Comgest Growth Plc - Asia Pac (ex-..		China & HK	0.53%
GAM Star Fund Plc - Asian Equity	Close	China & HK	-1.15%
Skandia Asia	Close	South Korea	-1.37%
GAM Multistock SICAV - Asia Focus ..	Close	China & HK	-1.52%
BlackRock Global Funds - Asian Gro..		China & HK	-2.40%
Sydinvest Fjernosten		China & HK	-2.56%
Fullerton Lux Funds - Asia Focus Eq..		China & HK	-3.28%
AB FCP I - Asia (ex-Japan) Equity Pa..		China & HK	-3.46%

Largest Fund Level Stock Inflows/Outflows, \$

Fund Name	Stock Name	New..	Flow
Matthews Asia Funds - Asia (ex-Ja..	Powergrid Infrastructure ..	New	\$9M
T Rowe Price New Asia Fund	Power Grid Corporation o..		\$5M
Nomura Fds. Ireland Plc - Asia (ex-J..	Sembcorp Industries Ltd.	New	\$4M
Hermes Invnt. Funds - Asia (ex-Japa..	KunLun Energy Co. Ltd.		\$4M
Matthews Asian Growth & Income ..	Guangdong Investment L..		\$3M
AB FCP I - Asia (ex-Japan) Equity P..	Indraprastha Gas Limited	New	\$2M
Ninety One Glb. Strat. Fd. - Asian E..	China Longyuan Power G..		\$2M
AB FCP I - Asia (ex-Japan) Equity P..	China Yangtze Power Co...	Close	(\$5M)
AB FCP I - Asia (ex-Japan) Equity P..	Power Grid Corporation o..		(\$5M)
Fullerton Lux Funds - Asia Focus Eq..	China Yangtze Power Co...		(\$7M)
Matthews Pacific Tiger Fund	Tata Power Company Li..		(\$12M)
T Rowe Price New Asia Fund	China Resources Gas Gro..		(\$15M)
BlackRock Global Funds - Asian Gro..	China Yangtze Power Co...		(\$17M)
Fidelity Invnt. Funds - Asia Fund	Power Grid Corporation o..	Close	(\$35M)

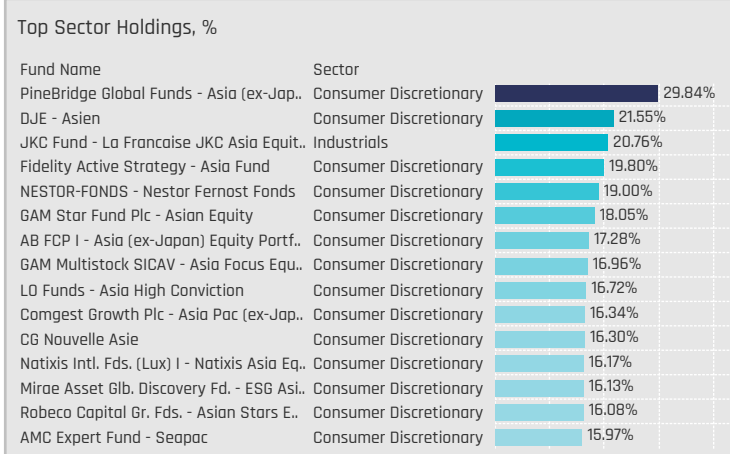
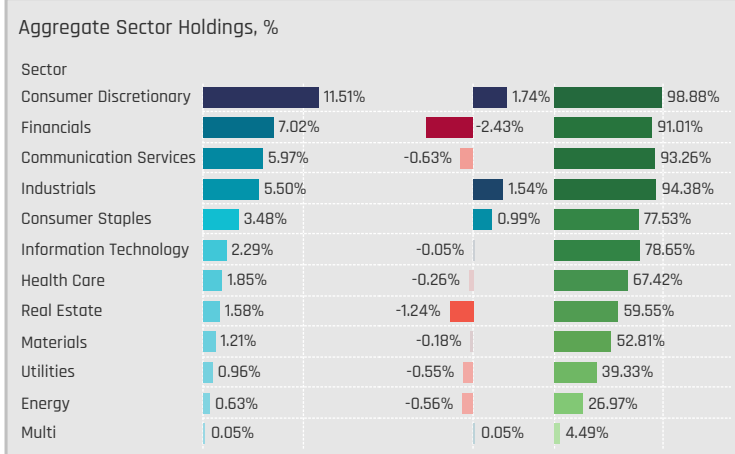
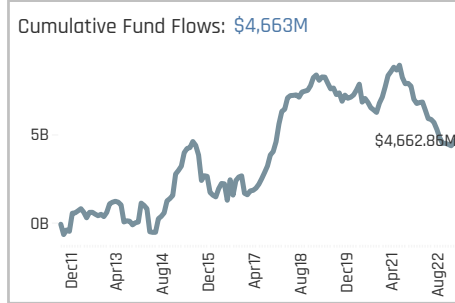
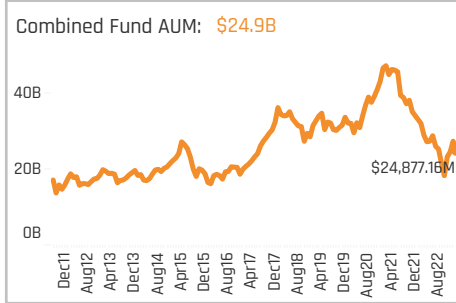
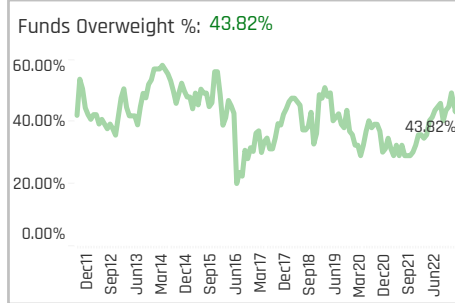
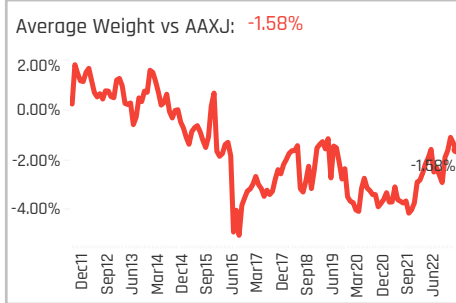
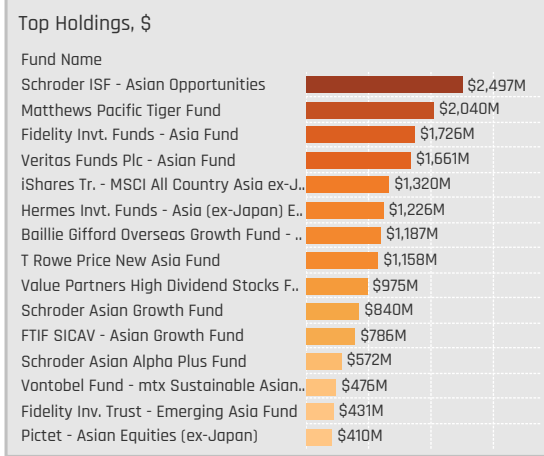


Country Profiles



Aggregate Stock Holdings Data, Ranked by Most Widely Held.

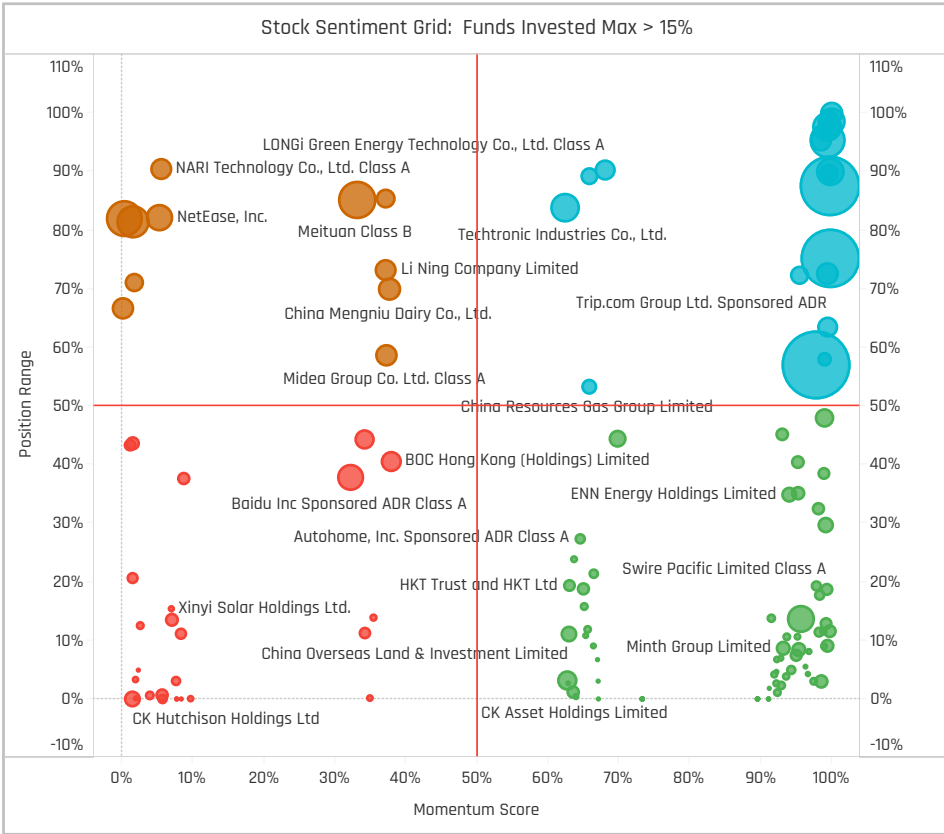
Ticker	Stock Name	Funds Invested %	Average Weight	Vs Benchmark	Fund AUM, \$
700-HK	Tencent Holdings Ltd.	83.15%	4.12%	-0.73%	\$2,379M
9988-HK	Alibaba Group Holding Ltd.	80.90%	3.04%	0.14%	\$1,689M
1299-HK	AIA Group Limited	77.53%	3.16%	0.91%	\$1,794M
JD-US	JD.com, Inc. Sponsored ADR C..	59.55%	1.10%	0.25%	\$845M
388-HK	Hong Kong Exchanges & Clear..	58.43%	1.04%	0.19%	\$597M
3690-HK	Meituan Class B	58.43%	1.18%	-0.36%	\$723M
669-HK	Techtronic Industries Co., Ltd.	47.19%	0.67%	0.44%	\$428M
3968-HK	China Merchants Bank Co., Lt..	38.20%	0.63%	0.25%	\$294M
2318-HK	Ping An Insurance (Group) Co..	33.71%	0.59%	-0.16%	\$353M
YUMC-US	Yum China Holdings, Inc.	32.58%	0.68%	0.25%	\$519M
NTESEF-US	NetEase, Inc.	32.58%	0.57%	0.02%	\$297M
600519-CN	Kweichow Moutai Co., Ltd. Cla..	29.21%	0.87%	0.53%	\$700M
2313-HK	Shenzhen International Group..	29.21%	0.38%	0.22%	\$190M
601012-CN	LONGi Green Energy Technola..	28.09%	0.31%	0.25%	\$230M
2269-HK	Wuxi Biologics (Cayman) Inc.	26.97%	0.36%	-0.10%	\$245M



Largest Changes in Fund Weight, %

Fund Name	New or C..	Change
Fidelity Active Strategy - Asia F..		10.78%
Fullerton Lux Funds - Asia Focus..		9.85%
Swedbank Robur Asienfond		7.94%
Matthews Asia Funds - Asia (ex-..		7.92%
BlackRock Global Funds - Asian ..		7.90%
Invesco Funds - Asia Opportuniti..		7.31%
EPIC Funds Plc - Oriental Focus ..		6.90%
Aberdeen Asian Opportunities F..		-2.95%
FTIF SICAV - Asian Growth Fund		-3.01%
Hermes Invt. Funds - Asia (ex-Ja..		-3.51%
BL - Equities Asia		-3.54%
Allianz Global Investors Fund - T..		-4.38%
Handelsbanken Asien Tema		-5.10%
Maple-Brown Abbott Funds Plc ..		-16.63%

Ave Wgt Δ	Funds Invested Δ	Fund Flows, \$	Av Wgt vs AAXJ Δ	Funds O/W % Δ
1.12%	0.00%	(\$215M)	1.03%	-2.25%



Aggregate Stock Holdings Changes

Ticker	Stock Name	Funds Invested % Δ	Average Weight Δ	Fund Flows, \$
9961-HK	Trip Com Group Ltd	10.11%	0.23%	\$40M
PDD-US	Pinduoduo, Inc. Sponsored AD..	6.74%	0.28%	\$36M
1880-HK	China Tourism Group Duty Fre..	6.74%	0.05%	\$17M
388-HK	Hong Kong Exchanges & Cleari..	5.62%	0.04%	(\$7M)
300760-CN	Shenzhen Mindray Bio-Medical..	5.62%	0.06%	\$5M
601012-CN	LONGI Green Energy Technolog..	4.49%	-0.01%	\$7M
3968-HK	China Merchants Bank Co., Ltd..	4.49%	0.11%	\$20M
3319-HK	A-Living Smart City Services C..	-3.37%	-0.03%	(\$3M)
2343-HK	Pacific Basin Shipping Limited	-3.37%	-0.01%	(\$4M)
175-HK	Geely Automobile Holdings Li..	-3.37%	-0.06%	(\$3M)
002241-CN	GoerTek Inc. Class A	-3.37%	-0.07%	(\$14M)
002050-CN	Zhejiang Sanhua Intelligent C..	-3.37%	-0.05%	(\$14M)
002475-CN	Luxshare Precision Industry Co..	-4.49%	-0.07%	(\$16M)
2269-HK	Wuxi Biologics (Cayman) Inc.	-6.74%	-0.11%	(\$69M)

Largest Fund Flows, \$

Fund Name	New or Cl..	Flow
Swedbank Robur Asienfond		\$142M
Matthews Asia Funds - Asia (ex-..		\$133M
Baillie Gifford Overseas Growth ..		\$63M
iShares Tr. - MSCI All Country A..		\$61M
Eastspring Investments - Asian..		\$57M
Fidelity Invt. Funds - Asia Fund		\$30M
Invesco Funds - Asia Opportuni..		\$28M
Morgan Stanley Instl. Fund - As..		(\$39M)
AB FCP I - Asia (ex-Japan) Equi..		(\$52M)
JPMorgan Fund ICVC - Asia Gro..		(\$72M)
FTIF SICAV - Asian Growth Fund		(\$93M)
Schroder ISF - Asian Opportunit..		(\$104M)
T Rowe Price New Asia Fund		(\$133M)
Matthews Pacific Tiger Fund		(\$165M)

Largest Fund Level Changes in Stock Weight, %

Fund Name	Stock Name	New ..	Change
Maple-Brown Abbott Funds Plc - A..	China Mobile Limited		6.56%
Fullerton Lux Funds - Asia Focus E..	Tencent Holdings Ltd.	New	5.70%
Nomura Fds. Ireland Plc - Asia (ex-..	Alibaba Group Holding Lt..	New	4.89%
Invesco Funds - Asia Opportuniti..	Tencent Holdings Ltd.		4.71%
Eastspring Investments - Asian Dy..	Sun Hung Kai Properties ..	New	4.70%
Fidelity Active Strategy - Asia Fund	Li Ning Company Limited	New	4.39%
Invesco Funds - Asia Opportuniti..	Alibaba Group Holding Lt..		4.09%
Matthews Asia Funds - Asia (ex-Ja..	Medlive Technology Co., L..		-4.10%
Matthews Asia Funds - Asia (ex-Ja..	Tam Jai International Co..		-4.18%
EPIC Funds Plc - Oriental Focus Fu..	CNOOC Limited	Close	-4.19%
Matthews Asia Funds - Asia (ex-Ja..	Postal Savings Bank of C..	Close	-4.53%
Maple-Brown Abbott Funds Plc - A..	NetEase, Inc.	Close	-4.67%
Matthews Asia Funds - Asia (ex-Ja..	Morimatsu International ..		-5.91%
Maple-Brown Abbott Funds Plc - A..	Tencent Holdings Ltd.	Close	-6.92%

Aggregate Country Holding Changes

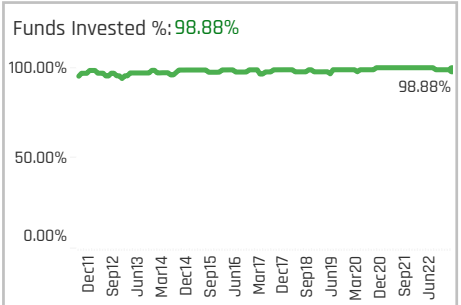
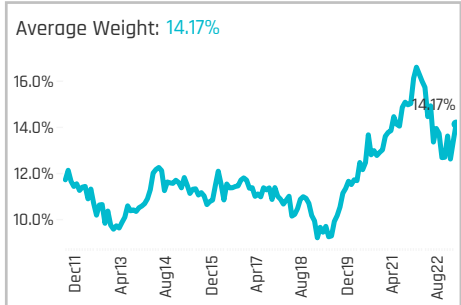
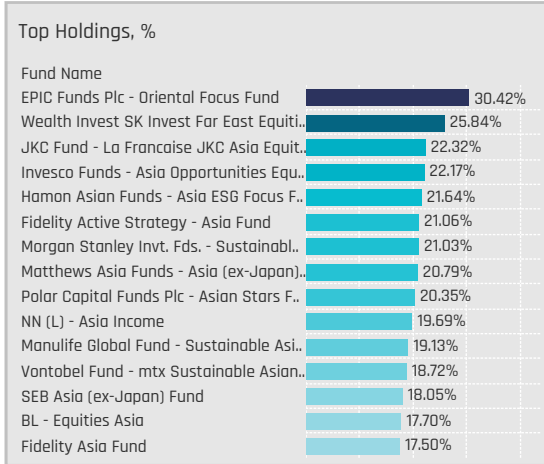
Sector	Change	Funds
Communication Services	3.37%	(\$74M)
Information Technology	2.25%	\$18M
Real Estate	0.00%	\$0M
Multi	0.00%	\$0M
Consumer Staples	0.00%	(\$33M)
Consumer Discretionary	0.00%	\$111M
Industrials	-1.12%	\$16M
Energy	-2.25%	(\$67M)
Utilities	-3.37%	(\$71M)
Health Care	-3.37%	(\$185M)
Financials	-3.37%	\$81M
Materials	-5.62%	(\$11M)

Largest Changes in Fund Country Weight, %

Fund Name	New o..	Sector	Change
Fidelity Active Strategy - Asia Fund		Consumer Discretionary	
PineBridge Global Funds - Asia (ex-J..		Consumer Discretionary	8.12%
Eastspring Investments - Asian Dyn..		Consumer Discretionary	7.36%
NESTOR-FONDS - Nestor Fernost Fa..		Consumer Discretionary	6.86%
BlackRock Global Funds - Asian Gro..		Consumer Discretionary	6.64%
Fullerton Lux Funds - Asia Focus Eq..	New	Communication Services	6.59%
Fullerton Lux Funds - Asia Focus Eq..		Financials	6.57%
PineBridge Global Funds - Asia (ex-J..		Information Technology	-4.02%
EPIC Funds Plc - Oriental Focus Fund	Close	Energy	-4.19%
PineBridge Global Funds - Asia (ex-J..		Communication Services	-4.20%
Matthews Asia Funds - Asia (ex-Jap..	Close	Financials	-4.53%
Maple-Brown Abbott Funds Plc - Asi..		Industrials	-4.95%
Maple-Brown Abbott Funds Plc - Asi..	Close	Information Technology	-4.98%
Carnegie Asia		Communication Services	-5.01%

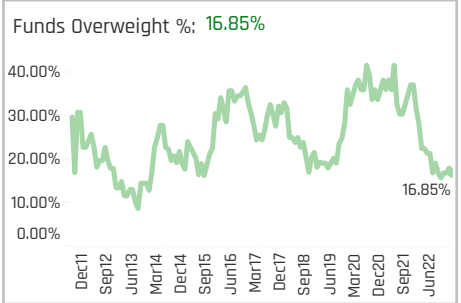
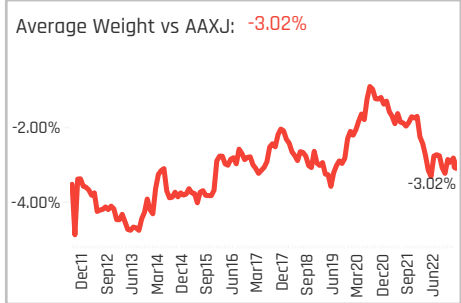
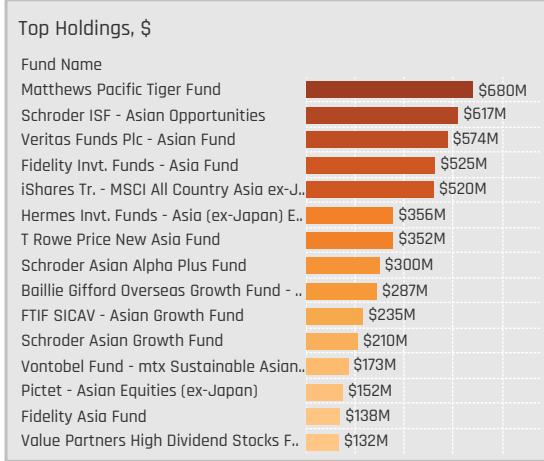
Largest Fund Level Stock Inflows/Outflows, \$

Fund Name	Stock Name	New..	Flow
Baillie Gifford Overseas Growth Fun..	Ping An Insurance (Group..		\$48M
Fidelity Invt. Funds - Asia Fund	China Tourism Group Dut..	New	\$37M
Baillie Gifford Overseas Growth Fun..	Kuaishou Technology Cla..	New	\$33M
T Rowe Price New Asia Fund	Jiangsu Hengli Hydraulic ..	New	\$27M
Hermes Invt. Funds - Asia (ex-Japa..	Alibaba Group Holding Lt..		\$23M
Ninety One Glb. Strat. Fd. - Asian E..	Ping An Insurance (Group..	New	\$21M
Vontobel Fund - mtx Sustainable A..	Pinduoduo, Inc. Sponsore..	New	\$20M
T Rowe Price New Asia Fund	Jiangsu Hengrui Pharma..	Close	(\$27M)
Hermes Invt. Funds - Asia (ex-Japa..	PetroChina Company Lim..		(\$30M)
FTIF SICAV - Asian Growth Fund	Wuxi Biologics (Cayman) ..	Close	(\$31M)
T Rowe Price New Asia Fund	H World Group Limited S..		(\$31M)
Schroder ISF - Asian Opportunities	Opplein Home Group, Inc. ..		(\$37M)
Matthews Pacific Tiger Fund	CSPC Pharmaceutical Gro..	(\$51M)	
Matthews Pacific Tiger Fund	Baidu Inc Sponsored ADR..	Close	(\$52M)



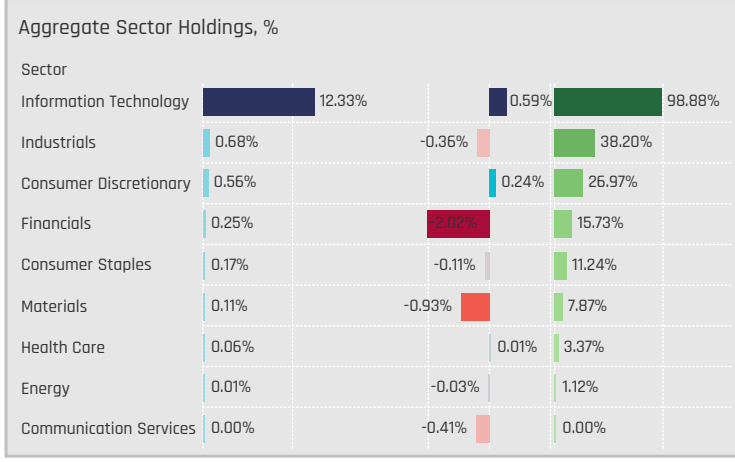
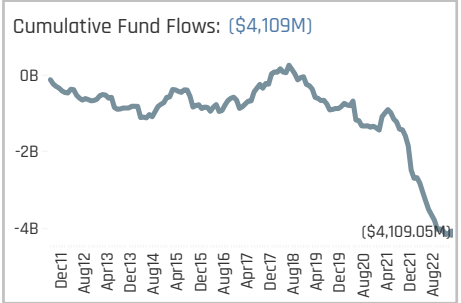
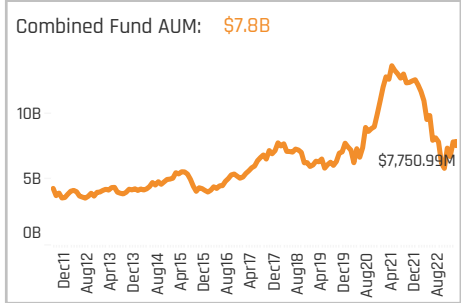
Aggregate Stock Holdings Data, Ranked by Most Widely Held.

Ticker	Stock Name	Funds Invested %	Average Weight	Vs Benchmark	Fund AUM, \$
2330-TW	Taiwan Semiconductor Manuf..	95.51%	7.62%	0.29%	\$4,758M
2454-TW	MediaTek Inc	50.56%	0.88%	0.23%	\$727M
2308-TW	Delta Electronics, Inc.	23.60%	0.34%	0.01%	\$134M
6415-TW	Silergy Corp.	21.35%	0.23%	0.12%	\$92M
2317-TW	Hon Hai Precision Industry Co...	17.98%	0.34%	-0.39%	\$129M
5871-TW	Chalease Holding Co. Ltd.	16.85%	0.26%	0.07%	\$190M
2395-TW	Advantech Co., Ltd.	15.73%	0.29%	0.20%	\$71M
3023-TW	SINBON Electronics Co., Ltd.	12.36%	0.21%	0.21%	\$27M
2345-TW	Accton Technology Corp.	11.24%	0.18%	0.09%	\$150M
3037-TW	Unimicro Technology Corp.	10.11%	0.10%	0.00%	\$61M
2891-TW	CTBC Financial Holding Comp..	10.11%	0.11%	-0.12%	\$30M
2360-TW	Chroma Ate Inc.	10.11%	0.18%	0.18%	\$23M
4966-TW	Parade Technologies, Ltd.	8.99%	0.12%	0.07%	\$28M
8069-TW	E Ink Holdings Inc.	7.87%	0.15%	0.05%	\$66M
3711-TW	ASE Technology Holding Co., L..	7.87%	0.13%	-0.08%	\$136M



Top Stock Holdings, %

Fund Name	Ticker	Stock Name	Percentage
Fidelity Active Strategy - Asia Fund	2330-TW	Taiwan Semiconducto..	11.09%
Namura Fds. Ireland Plc - Asia (ex-Japa..	2330-TW	Taiwan Semiconducto..	10.85%
Handelsbanken Asien Tema	2330-TW	Taiwan Semiconducto..	10.73%
Swedbank Robur Asienfond	2330-TW	Taiwan Semiconducto..	10.59%
BlackRock Global Funds - Asian Growth..	2330-TW	Taiwan Semiconducto..	10.45%
Sydinvest Fjernosten	2330-TW	Taiwan Semiconducto..	10.35%
Fidelity Inv. Trust - Emerging Asia Fund	2330-TW	Taiwan Semiconducto..	10.34%
Pictet - Asian Equities (ex-Japan)	2330-TW	Taiwan Semiconducto..	10.20%
T Rowe Price New Asia Fund	2330-TW	Taiwan Semiconducto..	10.11%
T Rowe Price Asia Opportunities Fund	2330-TW	Taiwan Semiconducto..	10.06%
JKC Fund - La Francaise JKC Asia Equit..	5904-TW	POYA International Co..	10.05%
Fidelity Asia Fund	2330-TW	Taiwan Semiconducto..	9.97%
Nordea Asian Stars Fund	2330-TW	Taiwan Semiconducto..	9.87%
HSBC GIF - Asia (ex-Japan) Equity	2330-TW	Taiwan Semiconducto..	9.80%
T. Rowe Price Funds SICAV - Asian ex-J..	2330-TW	Taiwan Semiconducto..	9.78%



Top Sector Holdings, %

Fund Name	Sector	Percentage
EPIC Funds Plc - Oriental Focus Fund	Information Technology	22.91%
Fidelity Active Strategy - Asia Fund	Information Technology	21.06%
Polar Capital Funds Plc - Asian Stars F..	Information Technology	20.35%
Hamon Asian Funds - Asia ESG Focus F..	Information Technology	19.55%
Invesco Funds - Asia Opportunities Equ..	Information Technology	18.09%
Fidelity Asia Fund	Information Technology	17.50%
NN (L) - Asia Income	Information Technology	17.46%
Manulife Global Fund - Sustainable Asi..	Information Technology	17.34%
Swedbank Robur Asienfond	Information Technology	16.60%
Vontobel Fund - mtx Sustainable Asian..	Information Technology	16.46%
Nordea Asian Stars Fund	Information Technology	16.34%
Jupiter Asian Fund	Information Technology	15.98%
Wealth Invest SK Invest Far East Equit..	Information Technology	15.81%
GS Funds - Asia Equity Portfolio	Information Technology	15.70%
Mirabaud - Equities Asia (ex-Japan)	Information Technology	15.42%

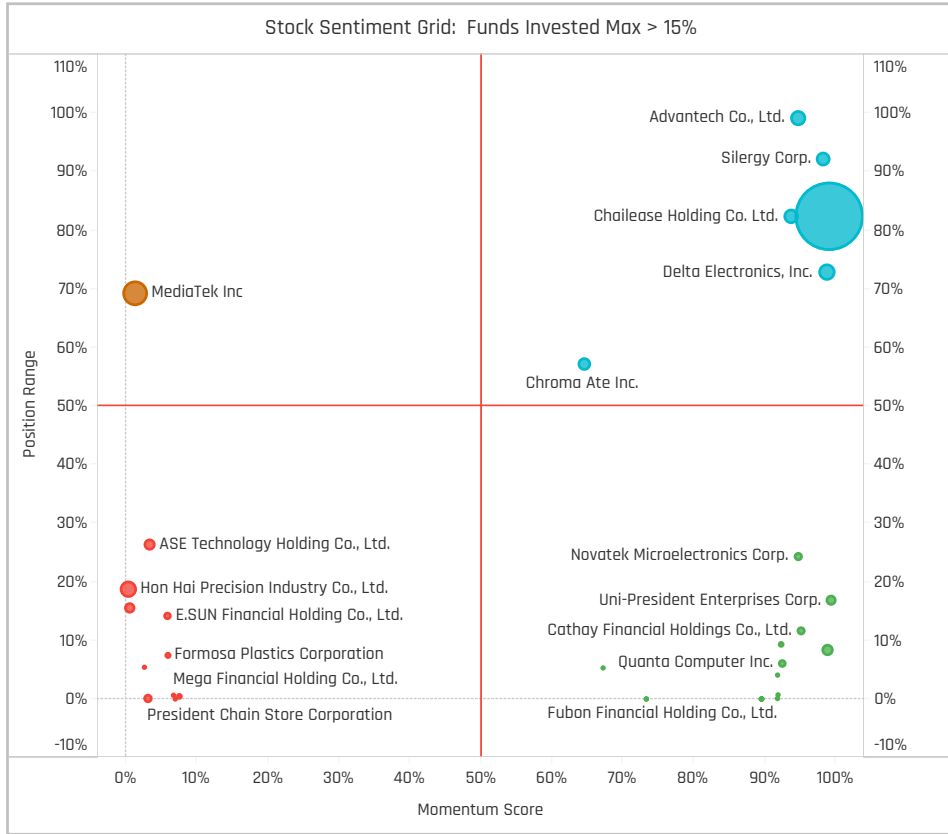
Top Stock Holdings, \$

Fund Name	Ticker	Stock Name	Amount
Schroder ISF - Asian Opportunities	2330-TW	Taiwan Semiconductor ..	\$522M
Veritas Funds Plc - Asian Fund	2330-TW	Taiwan Semiconductor ..	\$446M
Fidelity Invnt. Funds - Asia Fund	2330-TW	Taiwan Semiconductor ..	\$376M
Matthews Pacific Tiger Fund	2330-TW	Taiwan Semiconductor ..	\$304M
T Rowe Price New Asia Fund	2330-TW	Taiwan Semiconductor ..	\$275M
iShares Tr. - MSCI All Country Asia ex-J..	2330-TW	Taiwan Semiconductor ..	\$222M
FTIF SICAV - Asian Growth Fund	2330-TW	Taiwan Semiconductor ..	\$195M
Schroder Asian Alpha Plus Fund	2330-TW	Taiwan Semiconductor ..	\$180M
Baillie Gifford Overseas Growth Fund - ..	2330-TW	Taiwan Semiconductor ..	\$148M
Schroder Asian Growth Fund	2330-TW	Taiwan Semiconductor ..	\$146M
Hermes Invnt. Funds - Asia (ex-Japan) E..	3711-TW	ASE Technology Holding ..	\$116M
Fidelity Inv. Trust - Emerging Asia Fund	2330-TW	Taiwan Semiconductor ..	\$101M
Schroder ISF - Asian Opportunities	2454-TW	MediaTek Inc	\$95M
Pictet - Asian Equities (ex-Japan)	2330-TW	Taiwan Semiconductor ..	\$93M
Fidelity Funds SICAV - Asian Equity Fun..	2330-TW	Taiwan Semiconductor ..	\$91M

Largest Changes in Fund Weight, %

Fund Name	New or C..	Change
Maple-Brown Abbott Funds Plc - ..		
Invesco Funds - Asia Opportuniti..		5.92%
Eastspring Investments - Asian ..		3.89%
Fidelity Funds SICAV - Asian Equ..		2.93%
JKC Fund - La Francaise JKC Asi..		2.75%
PineBridge Global Funds - Asia (. ..		2.11%
LO Funds - Asia High Conviction		2.03%
Aberdeen Asian Opportunities F..		-1.76%
Nordea 1 - Asia ex-Japan Equity ..		-1.78%
Fidelity Asia Fund		-1.88%
Janus Henderson Asia Equity Fu..		-2.07%
Syinvest Fjernosten		-2.11%
BlackRock Global Funds - Asian ..		-3.57%
Ninety One Glb. Strat. Fd. - Asia..		-3.95%

Ave Wgt Δ	Funds Invested Δ	Fund Flows, \$	Av Wgt vs AAXJ Δ	Funds O/W % Δ
0.41%	0.00%	(\$337M)	-0.28%	-2.25%



Aggregate Stock Holdings Changes

Ticker	Stock Name	Funds Invested % Δ	Average Weight Δ	Fund Flows, \$
2345-TW	Accton Technology Corp.	3.37%	0.05%	\$3M
8069-TW	E Ink Holdings Inc.	2.25%	0.03%	\$2M
6409-TW	Voltronic Power Technology Co..	2.25%	0.03%	\$9M
3533-TW	Lotes Co., Ltd	2.25%	0.02%	\$5M
3529-TW	eMemory Technology, Inc.	2.25%	0.00%	\$2M
3443-TW	Global Unichip Corp.	2.25%	0.02%	\$5M
3023-TW	SINBON Electronics Co., Ltd.	2.25%	0.02%	\$6M
1590-TW	Airtac International Group	-2.25%	-0.01%	(\$3M)
1303-TW	Nan Ya Plastics Corporation	-2.25%	-0.02%	(\$2M)
3711-TW	ASE Technology Holding Co., Lt..	-3.37%	0.00%	(\$9M)
2891-TW	CTBC Financial Holding Compa..	-3.37%	-0.10%	(\$20M)
3037-TW	Unimicron Technology Corp.	-4.49%	-0.06%	(\$9M)
2317-TW	Hon Hai Precision Industry Co.,...	-5.62%	-0.12%	(\$66M)
2454-TW	MediaTek Inc	-7.87%	-0.02%	(\$45M)

Largest Fund Flows, \$

Fund Name	New or Cl..	Flow
Matthews Asia Funds - Asia (ex..		\$63M
Swedbank Robur Asienfond		\$39M
Fidelity Funds SICAV - Asian Eq..		\$25M
Invesco Funds - Asia Opportuni..		\$23M
Eastspring Investments - Asian..		\$18M
iShares Tr. - MSCI All Country A..		\$15M
Handelsbanken Asien Tema		\$8M
AB FCP I - Asia (ex-Japan) Equi..		(\$26M)
Hermes Invt. Funds - Asia (ex-J..		(\$28M)
Ninety One Glb. Strat. Fd. - Asia..		(\$42M)
BlackRock Global Funds - Asian ..		(\$43M)
JPMorgan Fund ICVC - Asia Gro..		(\$45M)
T Rowe Price New Asia Fund		(\$47M)
Matthews Pacific Tiger Fund		(\$107M)

Largest Fund Level Changes in Stock Weight, %

Fund Name	Stock Name	New ..	Change
Matthews Asia Funds - Asia (ex-Ja..	Taiwan Semiconductor M..	New	5.98%
Maple-Brown Abbott Funds Plc - A..	Taiwan Secom Co., Ltd.	New	4.31%
EPIC Funds Plc - Oriental Focus Fu..	Century Iron & Steel Indu..	New	3.86%
Matthews Asia Funds - Asia (ex-Ja..	E Ink Holdings Inc.	New	3.60%
Maple-Brown Abbott Funds Plc - A..	Taiwan Semiconductor M..		3.40%
JKC Fund - La Francaise JKC Asia ..	POYA International Co., L..		2.88%
Eastspring Investments - Asian Dy..	Hon Hai Precision Industr..	New	2.75%
EPIC Funds Plc - Oriental Focus Fu..	eMemory Technology, Inc.		-2.73%
Fidelity Active Strategy - Asia Fund	Hon Hai Precision Industr..	Close	-2.93%
BlackRock Global Funds - Asian Gr..	Formosa Plastics Corpora..	Close	-3.06%
EPIC Funds Plc - Oriental Focus Fu..	momo.com Incorporated		-3.22%
Matthews Asia Funds - Asia (ex-Ja..	VisEra Technologies Co., ..		-3.61%
Matthews Asia Funds - Asia (ex-Ja..	POYA International Co., L..		-5.09%
Matthews Asia Funds - Asia (ex-Ja..	CTBC Financial Holding C..	Close	-5.47%

Aggregate Country Holding Changes

Sector	Change	Flow
Consumer Discretionary	1.12%	(\$1M)
Utilities	0.00%	0.00%
Real Estate	0.00%	0.00%
Multi	0.00%	0.00%
Information Technology	0.00%	(\$238M)
Health Care	0.00%	\$9M
Energy	0.00%	(\$2M)
Consumer Staples	0.00%	(\$26M)
Communication Services	-2.25%	(\$5M)
Materials	-3.37%	(\$24M)
Industrials	-3.37%	(\$30M)
Financials	-4.49%	(\$19M)

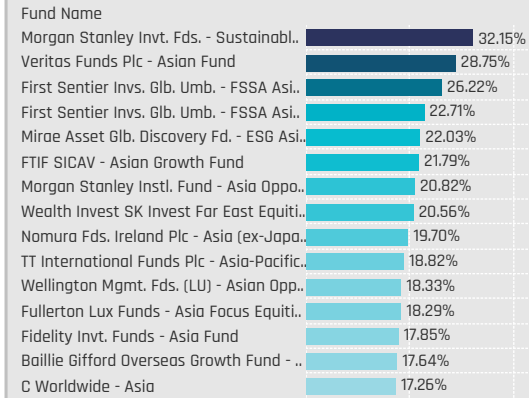
Largest Changes in Fund Country Weight, %

Fund Name	New o..	Sector	Change
Matthews Asia Funds - Asia (ex-Jap..		Information Technology	7.88%
Invesco Funds - Asia Opportunities ..		Information Technology	6.48%
Maple-Brown Abbott Funds Plc - Asi..	New	Industrials	4.31%
EPIC Funds Plc - Oriental Focus Fund	New	Materials	3.86%
GAM Multistock SICAV - Asia Focus ..		Information Technology	3.59%
Eastspring Investments - Asian Dyn..		Information Technology	3.20%
Swedbank Robur Asienfond		Information Technology	3.12%
Nomura Fds. Ireland Plc - Asia (ex-J..		Information Technology	-2.92%
BlackRock Global Funds - Asian Gro..	Close	Materials	-3.06%
EPIC Funds Plc - Oriental Focus Fund		Consumer Discretionary	-3.22%
GAM Multistock SICAV - Asia Focus ..	Close	Financials	-3.58%
Spaengler IQAM Asia Stock		Information Technology	-4.11%
Matthews Asia Funds - Asia (ex-Jap..		Consumer Discretionary	-5.09%
Matthews Asia Funds - Asia (ex-Jap..	Close	Financials	-5.47%

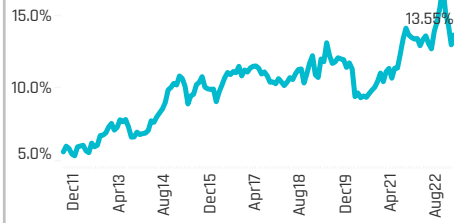
Largest Fund Level Stock Inflows/Outflows, \$

Fund Name	Stock Name	New..	Flow
Swedbank Robur Asienfond	Taiwan Semiconductor M..		\$26M
Matthews Asia Funds - Asia (ex-Ja..	Taiwan Semiconductor M..	New	\$25M
Matthews Asia Funds - Asia (ex-Ja..	E Ink Holdings Inc.	New	\$18M
BlackRock Global Funds - Asian Gro..	Accton Technology Corp.	New	\$14M
Fidelity Funds SICAV - Asian Equity..	MediaTek Inc	New	\$13M
Fidelity Funds SICAV - Asian Equity..	Yageo Corporation	New	\$10M
Fidelity Invt. Funds - Asia Fund	Taiwan Semiconductor M..		\$9M
T Rowe Price New Asia Fund	Hon Hai Precision Industr..	Close	(\$19M)
Matthews Pacific Tiger Fund	Yageo Corporation		(\$19M)
Matthews Pacific Tiger Fund	Uni-President Enterprises..		(\$19M)
Ninety One Glb. Strat. Fd. - Asian E..	Hon Hai Precision Industr..	Close	(\$21M)
BlackRock Global Funds - Asian Gro..	Alchip Technologies Ltd.	Close	(\$22M)
BlackRock Global Funds - Asian Gro..	Formosa Plastics Corpora..	Close	(\$25M)
Matthews Pacific Tiger Fund	Taiwan Semiconductor M..		(\$40M)

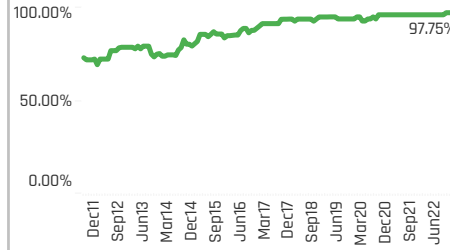
Top Holdings, %



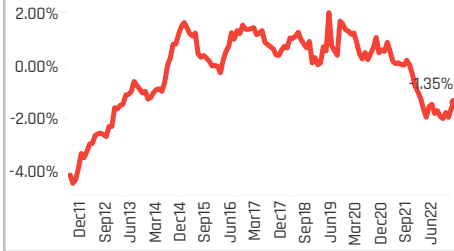
Average Weight: 13.55%



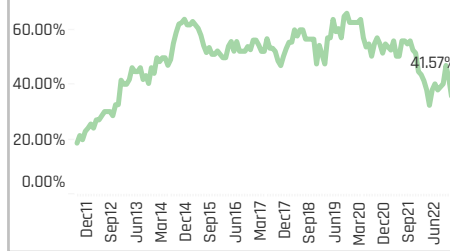
Funds Invested %: 97.75%



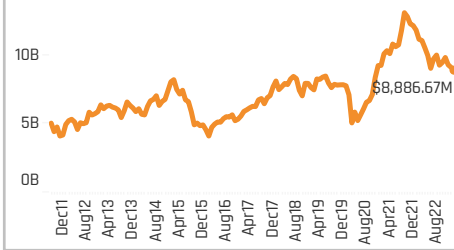
Average Weight vs AAXJ: -1.35%



Funds Overweight %: 41.57%



Combined Fund AUM: \$8.9B



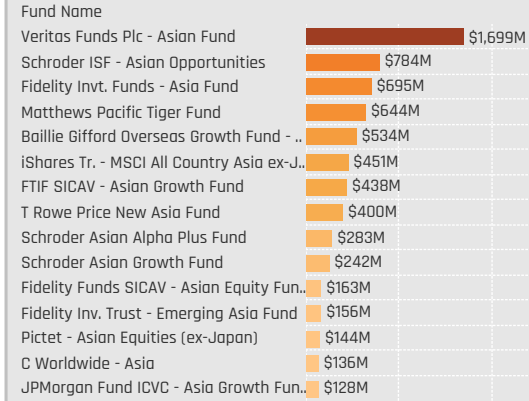
Cumulative Fund Flows: (\$376M)



Aggregate Stock Holdings Data, Ranked by Most Widely Held.

Ticker	Stock Name	Funds Invested %	Average Weight	Vs Benchmark	Fund AUM, \$
500180-IN	HDFC Bank Limited	62.92%	2.05%	2.05%	\$1,446M
532174-IN	ICICI Bank Limited	51.69%	1.40%	0.48%	\$959M
500209-IN	Infosys Limited	48.31%	0.84%	-0.23%	\$622M
500325-IN	Reliance Industries Limited	39.33%	0.90%	-0.61%	\$496M
500010-IN	Housing Development Financ..	29.21%	0.82%	-0.15%	\$447M
532540-IN	Tata Consultancy Services Li..	22.47%	0.51%	-0.14%	\$452M
532500-IN	Maruti Suzuki India Limited	19.10%	0.24%	0.01%	\$120M
500247-IN	Kotak Mahindra Bank Limited	17.98%	0.31%	0.10%	\$297M
532215-IN	Axis Bank Limited	14.61%	0.30%	-0.10%	\$190M
500596-IN	Hindustan Unilever Limited	14.61%	0.28%	-0.15%	\$263M
500520-IN	Mahindra & Mahindra Ltd.	13.48%	0.24%	0.01%	\$57M
543320-IN	Zomato Ltd.	12.36%	0.11%	0.08%	\$94M
540777-IN	HDFC Life Insurance Co. Ltd.	12.36%	0.13%	0.03%	\$128M
532424-IN	Godrej Consumer Products Li..	12.36%	0.20%	0.12%	\$63M
508869-IN	Apollo Hospitals Enterprise Li..	12.36%	0.20%	0.10%	\$412M

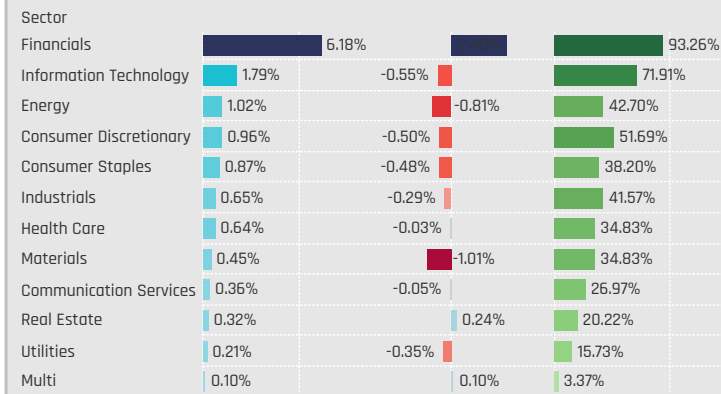
Top Holdings, \$



Top Stock Holdings, %

Fund Name	Ticker	Stock Name	Weight
AB SICAV I - Asia Low Volatility Equity ..	500180-IN	HDFC Bank Limited	9.06%
Fidelity Asia Fund	500180-IN	HDFC Bank Limited	9.00%
Allianz Global Investors Fund - Total Re..	500180-IN	HDFC Bank Limited	8.95%
Morgan Stanley Instl. Fund - Asia Oppo..	500180-IN	HDFC Bank Limited	8.09%
Jupiter Asian Fund	500875-IN	ITC Limited	7.16%
Morgan Stanley Instl. Fund - Asia Oppo..	532174-IN	ICICI Bank Limited	5.91%
Fidelity Active Strategy - Asia Fund	500180-IN	HDFC Bank Limited	5.88%
Legg Mason Global Funds Plc - Martin ..	500180-IN	HDFC Bank Limited	5.88%
Fidelity Funds SICAV - Asian Equity Fun..	532174-IN	ICICI Bank Limited	5.65%
Fullerton Lux Funds - Asia Focus Equiti..	532454-IN	Bharti Airtel Limited	5.56%
First Sentier Invs. Glb. Umb. - FSSA Asi..	532540-IN	Tata Consultancy Serv..	5.37%
Spaengler IQAM Asia Stock	500010-IN	Housing Developmen..	5.27%
Veritas Funds Plc - Asian Fund	500180-IN	HDFC Bank Limited	5.23%
FTIF SICAV - Asian Growth Fund	532174-IN	ICICI Bank Limited	5.08%
GAM Multistock SICAV - Asia Focus Equ..	500180-IN	HDFC Bank Limited	4.96%

Aggregate Sector Holdings, %



Top Sector Holdings, %

Fund Name	Sector	Weight
Morgan Stanley Instl. Fund - Asia Oppo..	Financials	18.02%
Morgan Stanley Inv. Fds. - Sustainabl..	Financials	15.10%
Fidelity Funds SICAV - Asian Equity Fun..	Financials	13.62%
TT International Funds Plc - Asia-Pacific..	Financials	13.25%
JPMorgan Fund ICVC - Asia Growth Fun..	Financials	11.44%
Fidelity Inv. Funds - Asia Fund	Financials	11.37%
C Worldwide - Asia	Financials	11.21%
T Rowe Price Asia Opportunities Fund	Financials	11.18%
Pictet - Asian Equities (ex-Japan)	Financials	10.95%
Janus Henderson Asia Equity Fund	Financials	10.75%
FTIF SICAV - Asian Growth Fund	Financials	10.59%
JPMorgan (Taiwan) Asia Domestic Opp..	Financials	9.34%
Veritas Funds Plc - Asian Fund	Financials	9.12%
AB SICAV I - Asia Low Volatility Equity ..	Financials	9.06%
First Sentier Invs. Glb. Umb. - FSSA Asi..	Financials	9.00%

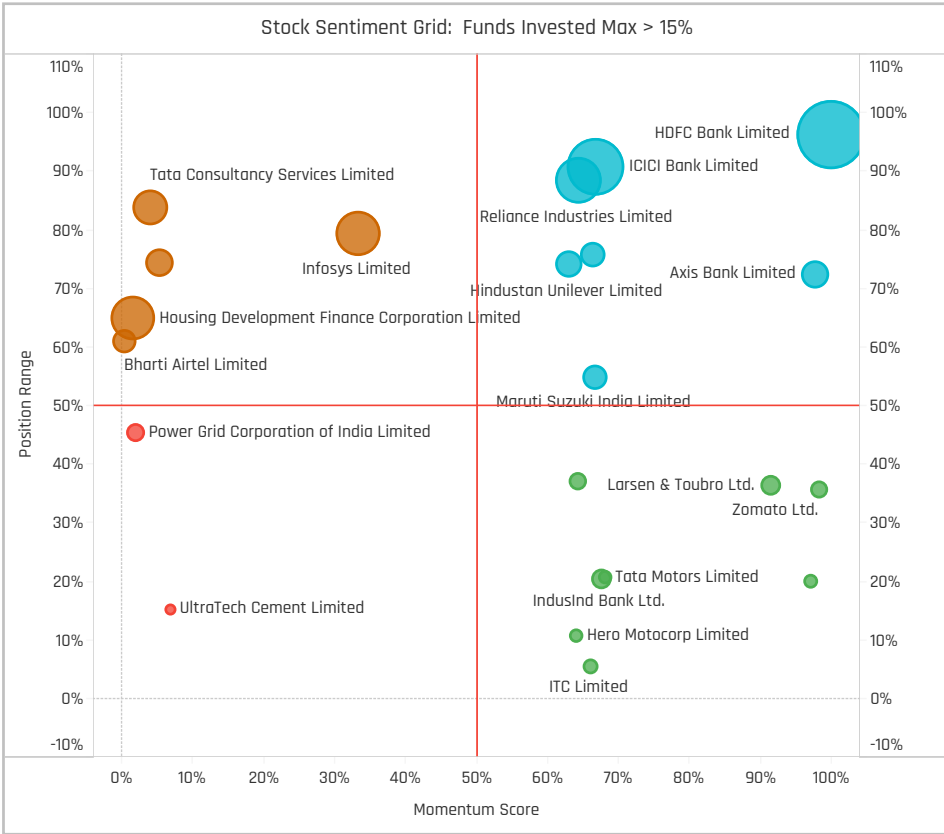
Top Stock Holdings, \$

Fund Name	Ticker	Stock Name	Value
Veritas Funds Plc - Asian Fund	500180-IN	HDFC Bank Limited	\$309M
Veritas Funds Plc - Asian Fund	532540-IN	Tata Consultancy Serv..	\$222M
Veritas Funds Plc - Asian Fund	500596-IN	Hindustan Unilever Limit..	\$211M
Schroder ISF - Asian Opportunities	SKQW5Y...	Schroder International S..	\$211M
Schroder ISF - Asian Opportunities	500180-IN	HDFC Bank Limited	\$200M
Veritas Funds Plc - Asian Fund	500247-IN	Kotak Mahindra Bank Li..	\$188M
Fidelity Inv. Funds - Asia Fund	500180-IN	HDFC Bank Limited	\$183M
Veritas Funds Plc - Asian Fund	508869-IN	Apollo Hospitals Enterpri..	\$166M
Schroder ISF - Asian Opportunities	508869-IN	Apollo Hospitals Enterpri..	\$138M
Veritas Funds Plc - Asian Fund	500325-IN	Reliance Industries Limit..	\$135M
Matthews Pacific Tiger Fund	532174-IN	ICICI Bank Limited	\$132M
Schroder ISF - Asian Opportunities	500209-IN	Infosys Limited	\$121M
Baillie Gifford Overseas Growth Fund - ..	500325-IN	Reliance Industries Limit..	\$120M
Fidelity Inv. Funds - Asia Fund	500209-IN	Infosys Limited	\$108M
Veritas Funds Plc - Asian Fund	500820-IN	Asian Paints Ltd.	\$103M

Largest Changes in Fund Weight, %

Fund Name	New or C..	Change
EPIC Funds Plc - Oriental Focus ..		5.28%
Matthews Asia Funds - Asia (ex-..	New	5.98%
Prisma Asianavigator UI		3.75%
Allianz Global Investors Fund - T..		3.33%
Jupiter Asian Fund		2.22%
NN (L) - Asia Income		2.03%
PineBridge Global Funds - Asia (..		1.75%
Mirae Asset Glb. Discovery Fd. - ..		-3.91%
First Sentier Invs. Glb. Umb. - FS..		-3.94%
Invesco Funds - Asia Opportuniti..		-3.98%
Lansforskringar Asienfonden		-4.14%
Swedbank Robur Asienfond		-5.98%
Fullerton Lux Funds - Asia Focus..		-6.28%
Maple-Brown Abbott Funds Plc -..		-9.24%

Ave Wgt Δ	Funds Invested Δ	Fund Flows, \$	Av Wgt vs AAXJ Δ	Funds O/W % Δ
-1.06%	1.12%	(\$409M)	0.31%	2.25%



Aggregate Stock Holdings Changes

Ticker	Stock Name	Funds Invested % Δ	Average Weight Δ	Fund Flows, \$
532174-IN	ICICI Bank Limited	6.74%	-0.19%	(\$51M)
500180-IN	HDFC Bank Limited	5.52%	0.24%	(\$19M)
MMYT-US	MakeMyTrip Ltd.	3.37%	0.03%	\$13M
508869-IN	Apollo Hospitals Enterprise Li..	3.37%	0.04%	\$10M
532843-IN	Fortis Healthcare Ltd.	2.25%	0.01%	\$8M
532424-IN	Godrej Consumer Products Lim..	2.25%	0.01%	\$12M
532215-IN	Axis Bank Limited	2.25%	0.01%	\$0M
532777-IN	Info Edge India Ltd.	-2.25%	-0.03%	(\$20M)
532540-IN	Tata Consultancy Services Lim..	-2.25%	-0.03%	(\$13M)
507685-IN	Wipro Limited	-2.25%	-0.03%	(\$5M)
500850-IN	Indian Hotels Co. Ltd.	-2.25%	-0.02%	(\$5M)
500575-IN	Volta Limited	-2.25%	-0.03%	(\$8M)
500010-IN	Housing Development Finance ..	-2.25%	-0.07%	(\$69M)
532454-IN	Bharti Airtel Limited	-5.62%	-0.06%	(\$16M)

Largest Fund Flows, \$

Fund Name	New or Cl..	Flow
FTIF SICAV - Asian Growth Fund		\$37M
Matthews Asia Funds - Asia (ex-..	New	\$32M
iShares Tr. - MSCI All Country A..		\$20M
Eastspring Investments - Asian..		\$13M
Allianz Global Investors Fund - ..		\$9M
Fidelity Funds SICAV - Asian Eq..		\$8M
PineBridge Global Funds - Asia ..		\$5M
Baillie Gifford Overseas Growth ..		(\$20M)
Schroder Asian Alpha Plus Fund		(\$22M)
JPMorgan Fund ICVC - Asia Gro..		(\$24M)
Morgan Stanley Instl. Fund - As..		(\$28M)
Schroder ISF - Asian Opportunit..		(\$46M)
Fidelity Inv. Funds - Asia Fund		(\$73M)
Matthews Pacific Tiger Fund		(\$121M)

Largest Fund Level Changes in Stock Weight, %

Fund Name	Stock Name	New ..	Change
Prisma Asianavigator UI	iShares MSCI India UCITS..	New	4.37%
Nomura Fds. Ireland Plc - Asia (ex-..	AU Small Finance Bank Li..	New	3.20%
EPIC Funds Plc - Oriental Focus Fu..	HDFC Bank Limited	New	2.72%
Polar Capital Funds Plc - Asian Sta..	HDFC Bank Limited	New	2.72%
PineBridge Global Funds - Asia (ex-..	HDFC Bank Limited	New	2.54%
GAM Star Fund Plc - Asian Equity	HDFC Bank Limited	New	2.38%
EPIC Funds Plc - Oriental Focus Fu..	Reliance Industries Limit..	New	2.37%
First Sentier Invs. Glb. Umb. - FSSA..	Mahindra & Mahindra Ltd.		-3.15%
Fullerton Lux Funds - Asia Focus E..	ICICI Bank Limited		-3.42%
First Sentier Invs. Glb. Umb. - FSSA..	Mahindra & Mahindra Ltd.		-3.45%
Nomura Fds. Ireland Plc - Asia (ex-..	HDFC Bank Limited	Close	-3.74%
Maple-Brown Abbott Funds Plc - A..	Reliance Industries Limit..	Close	-3.90%
Maple-Brown Abbott Funds Plc - A..	Housing Development Fin..	Close	-4.07%
Fullerton Lux Funds - Asia Focus E..	Reliance Industries Limit..		-5.13%

Aggregate Country Holding Changes

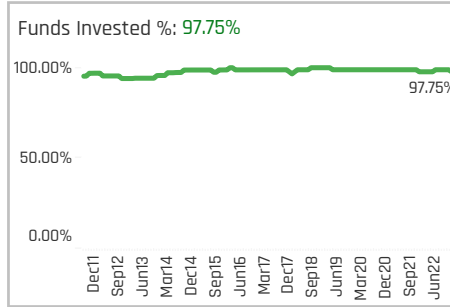
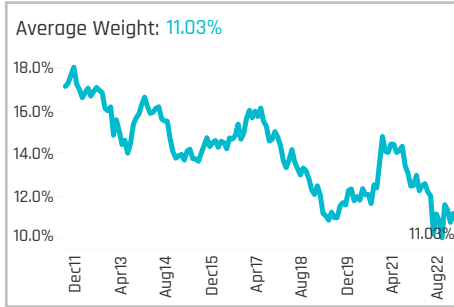
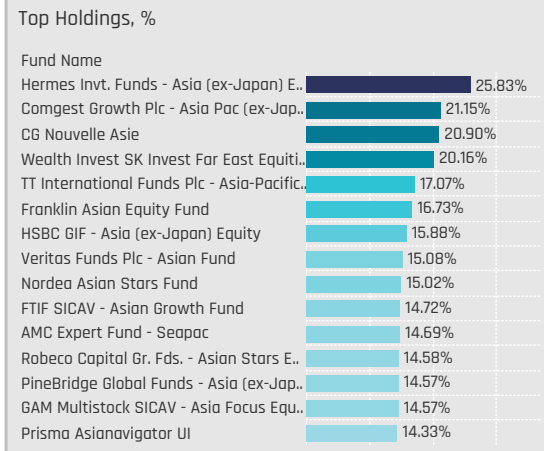
Sector	Change	Flow
Health Care	4.49%	\$22M
Energy	3.37%	\$9M
Materials	2.25%	(\$27M)
Industrials	1.12%	(\$33M)
Multi	1.12%	\$0M
Consumer Staples	1.12%	(\$40M)
Financials	1.12%	(\$178M)
Utilities	0.00%	(\$40M)
Consumer Discretionary	-1.12%	(\$35M)
Information Technology	-1.12%	(\$39M)
Real Estate	-2.25%	(\$17M)
Communication Services	-4.49%	(\$31M)

Largest Changes in Fund Country Weight, %

Fund Name	New o..	Sector	Change
Prisma Asianavigator UI	New	Multi	4.37%
PineBridge Global Funds - Asia (ex-J..		Financials	4.15%
NN (L) - Asia Income	New	Health Care	2.76%
EPIC Funds Plc - Oriental Focus Fund	New	Energy	2.37%
BlackRock Global Funds - Asian Gro..	New	Industrials	2.36%
Matthews Asia Funds - Asia (ex-Jap..	New	Financials	2.31%
NN (L) - Asia Income		Financials	2.21%
First Sentier Invs. Glb. Umb. - FSSA ..		Consumer Discretionary	-3.45%
NN (L) - Asia Income	Close	Information Technology	-3.52%
Swedbank Robur Asienfond		Financials	-3.67%
Invesco Funds - Asia Opportunities ..		Financials	-3.94%
Morgan Stanley Instl. Fund - Asia O..		Financials	-3.98%
Fullerton Lux Funds - Asia Focus Eq..		Energy	-5.13%
Maple-Brown Abbott Funds Plc - Asi..	Close	Financials	-5.74%

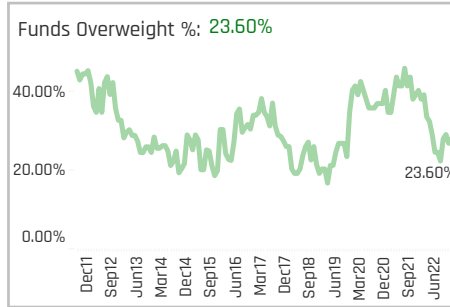
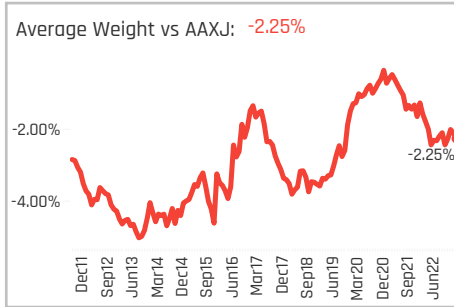
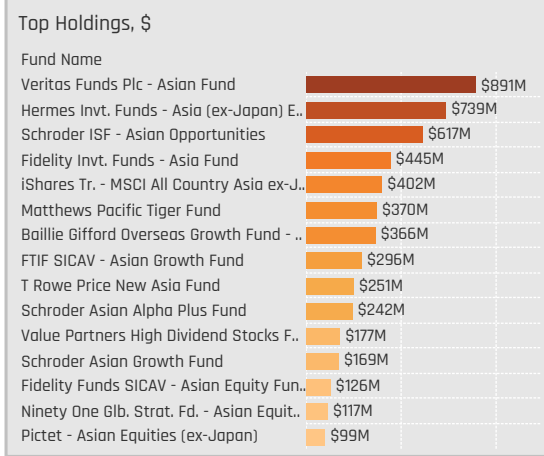
Largest Fund Level Stock Inflows/Outflows, \$

Fund Name	Stock Name	New..	Flow
FTIF SICAV - Asian Growth Fund	Reliance Industries Limit..	New	\$43M
FTIF SICAV - Asian Growth Fund	Apollo Hospitals Enterpri..	New	\$20M
FTIF SICAV - Asian Growth Fund	Zomato Ltd.		\$19M
Baillie Gifford Overseas Growth Fun..	Star Health & Allied Insur..	New	\$19M
Fidelity Funds SICAV - Asian Equity..	ICICI Bank Limited		\$15M
T Rowe Price New Asia Fund	HDFC Life Insurance Co. L..		\$14M
FTIF SICAV - Asian Growth Fund	HDFC Bank Limited		\$14M
Schroder ISF - Asian Opportunities	Infocys Limited		(\$26M)
Baillie Gifford Overseas Growth Fun..	ICICI Lombard General In..	Close	(\$27M)
Matthews Pacific Tiger Fund	ICICI Bank Limited		(\$33M)
Fidelity Inv. Funds - Asia Fund	Power Grid Corporation o..	Close	(\$35M)
Fidelity Inv. Funds - Asia Fund	Housing Development Fin..		(\$39M)
Matthews Pacific Tiger Fund	Ashok Leyland Limited		(\$40M)
FTIF SICAV - Asian Growth Fund	Kotak Mahindra Bank Li..		(\$42M)



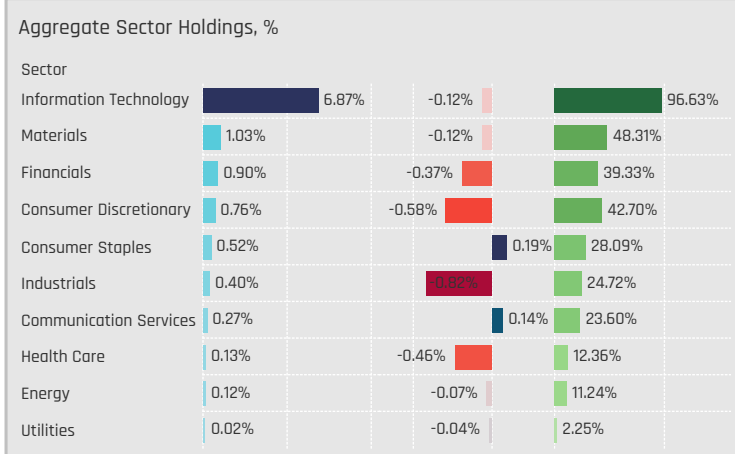
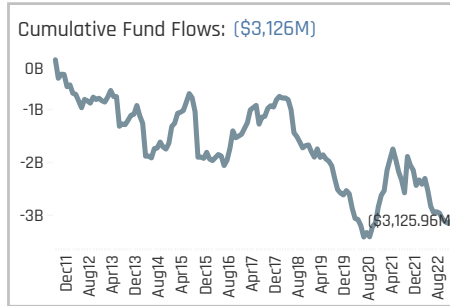
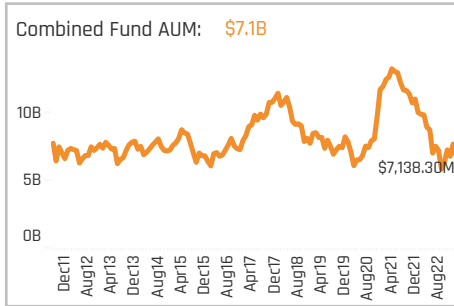
Aggregate Stock Holdings Data, Ranked by Most Widely Held.

Ticker	Stock Name	Funds Invested %	Average Weight	Vs Benchmark	Fund AUM, \$
005930-KR	Samsung Electronics Co., Ltd.	75.28%	3.94%	0.07%	\$3,007M
000660-KR	SK hynix Inc.	42.70%	0.82%	0.17%	\$327M
051910-KR	LG Chem Ltd.	33.71%	0.69%	0.24%	\$586M
006400-KR	Samsung SDI Co., Ltd	25.84%	0.50%	-0.02%	\$421M
035420-KR	NAVER Corp.	21.35%	0.30%	-0.06%	\$289M
005935-KR	Samsung Electronics Co Ltd P..	19.10%	0.58%	-0.01%	\$357M
105560-KR	KB Financial Group Inc.	15.73%	0.27%	0.00%	\$171M
051900-KR	LG H&H Co., Ltd.	14.61%	0.22%	0.14%	\$51M
086790-KR	Hana Financial Group Inc.	12.36%	0.21%	0.03%	\$47M
058470-KR	Leeno Industrial Inc.	12.36%	0.21%	0.21%	\$36M
000270-KR	Kia Corp.	12.36%	0.20%	-0.06%	\$62M
036570-KR	NCsoft Corporation	11.24%	0.15%	0.06%	\$29M
014680-KR	Hansol Chemical Co., Ltd	11.24%	0.16%	0.16%	\$33M
005380-KR	Hyundai Motor Company	11.24%	0.13%	-0.20%	\$89M
207940-KR	SAMSUNG BIOLOGICS Co., Ltd.	8.99%	0.11%	-0.08%	\$19M



Top Stock Holdings, %

Fund Name	Ticker	Stock Name	Weight (%)
Fidelity Funds SICAV - Asian Equity Fun..	005930-KR	Samsung Electronics ..	9.40%
Nordea Asian Stars Fund	005930-KR	Samsung Electronics ..	8.89%
FTIF SICAV - Asian Growth Fund	005930-KR	Samsung Electronics ..	8.83%
Franklin Asian Equity Fund	005930-KR	Samsung Electronics ..	8.53%
Allianz Global Investors Fund - Total Re..	005930-KR	Samsung Electronics ..	8.48%
Veritas Funds Plc - Asian Fund	005930-KR	Samsung Electronics ..	8.43%
BlackRock Global Funds - Asian Growth..	005930-KR	Samsung Electronics ..	8.19%
C Worldwide - Asia	005935-KR	Samsung Electronics ..	7.41%
Eastspring Investments - Asian Dynam..	005930-KR	Samsung Electronics ..	7.15%
Schroder Asian Alpha Plus Fund	005930-KR	Samsung Electronics ..	7.10%
Janus Henderson Asia Equity Fund	005930-KR	Samsung Electronics ..	7.07%
Spaengler IQAM Asia Stock	005930-KR	Samsung Electronics ..	6.95%
Sydinvest Fjernosten	005935-KR	Samsung Electronics ..	6.77%
Hermes Inv. Funds - Asia (ex-Japan) E..	005930-KR	Samsung Electronics ..	6.74%
Skandia Asia	005930-KR	Samsung Electronics ..	6.67%



Top Sector Holdings, %

Fund Name	Sector	Weight (%)
Nordea Asian Stars Fund	Information Technology	14.16%
Polar Capital Funds Plc - Asian Stars F..	Information Technology	13.57%
Schroder Asian Alpha Plus Fund	Information Technology	12.09%
Franklin Asian Equity Fund	Information Technology	11.90%
Veritas Funds Plc - Asian Fund	Information Technology	11.76%
FTIF SICAV - Asian Growth Fund	Information Technology	11.52%
Fidelity Funds SICAV - Asian Equity Fun..	Information Technology	11.27%
Waverton Inv. Fds. Plc - Asia Pacific Fu..	Information Technology	11.16%
GAM Multistock SICAV - Asia Focus Equ..	Information Technology	10.82%
Spaengler IQAM Asia Stock	Information Technology	10.53%
GAM Star Fund Plc - Asian Equity	Information Technology	9.77%
Fidelity Inv. Funds - Asia Fund	Information Technology	9.74%
BlackRock Global Funds - Asian Growth..	Information Technology	9.54%
Sydinvest Fjernosten	Information Technology	9.48%
Eastspring Investments - Asian Dynam..	Information Technology	9.40%

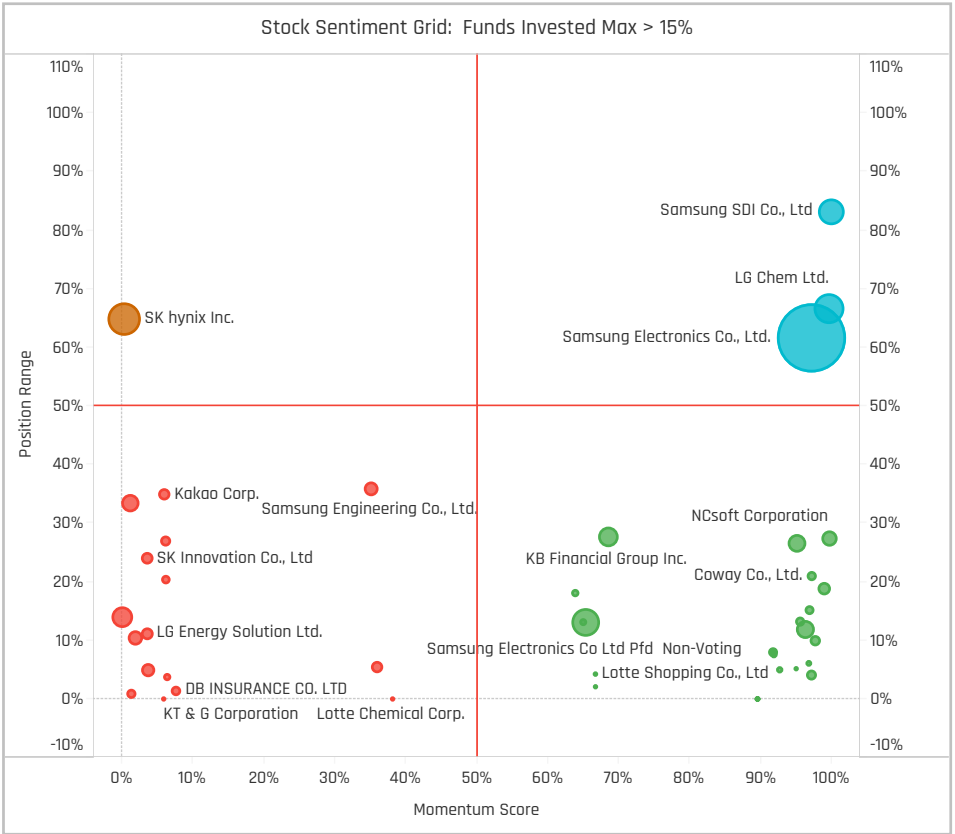
Top Stock Holdings, \$

Fund Name	Ticker	Stock Name	Value (\$)
Veritas Funds Plc - Asian Fund	005930-..	Samsung Electronics Co...	\$498M
Schroder ISF - Asian Opportunities	005930-..	Samsung Electronics Co...	\$353M
Fidelity Inv. Funds - Asia Fund	005930-..	Samsung Electronics Co...	\$250M
Veritas Funds Plc - Asian Fund	051910-KR	LG Chem Ltd.	\$196M
Hermes Inv. Funds - Asia (ex-Japan) E..	005930-..	Samsung Electronics Co...	\$193M
Veritas Funds Plc - Asian Fund	006400-..	Samsung SDI Co., Ltd	\$189M
Matthews Pacific Tiger Fund	005930-..	Samsung Electronics Co...	\$185M
FTIF SICAV - Asian Growth Fund	005930-..	Samsung Electronics Co...	\$177M
Schroder Asian Alpha Plus Fund	005930-..	Samsung Electronics Co...	\$135M
T Rowe Price New Asia Fund	005930-..	Samsung Electronics Co...	\$129M
Schroder ISF - Asian Opportunities	051910-KR	LG Chem Ltd.	\$124M
iShares Tr. - MSCI All Country Asia ex-J..	005930-..	Samsung Electronics Co...	\$117M
Schroder Asian Growth Fund	005930-..	Samsung Electronics Co...	\$106M
Baillie Giffard Overseas Growth Fund - ..	006400-..	Samsung SDI Co., Ltd	\$98M
Hermes Inv. Funds - Asia (ex-Japan) E..	105560-K..	KB Financial Group Inc.	\$96M

Largest Changes in Fund Weight, %

Fund Name	New or C..	Change
Prisma Asianavigator UI		6.09%
Franklin Asian Equity Fund		3.06%
PineBridge Global Funds - Asia (..		2.56%
T. Rowe Price Funds SICAV - Asi..		2.32%
T Rowe Price New Asia Fund		2.31%
Sydivest Fjernosten		2.25%
Nordea 1 - Asia ex-Japan Equity ..		2.08%
Aberdeen Asian Opportunities F..		-2.23%
LO Funds - Asia High Conviction		-2.61%
BlackRock Global Funds - Asian ..		-2.85%
Matthews Asia Funds - Asia (ex..		-3.18%
Invesco Funds - Asia Opportuniti..		-3.42%
Maple-Brown Abbott Funds Plc ..		-5.69%
DJE - Asien	Close	-6.70%

Ave Wgt Δ	Funds Invested Δ	Fund Flows, \$	Av Wgt vs AAXJ Δ	Funds O/W % Δ
0.15%	-1.12%	(\$178M)	-0.07%	1.12%



Aggregate Stock Holdings Changes

Ticker	Stock Name	Funds Invested % Δ	Average Weight Δ	Fund Flows, \$
006400-KR	Samsung SDI Co., Ltd	6.74%	0.17%	\$11M
207940-KR	SAMSUNG BIOLOGICS Co., Ltd.	3.37%	0.02%	\$10M
036570-KR	NCsoft Corporation	3.37%	0.06%	\$7M
282330-KR	BGF retail CO., LTD.	2.25%	0.04%	\$8M
105560-KR	KB Financial Group Inc.	2.25%	-0.01%	(\$8M)
090430-KR	Amorepacific Corp.	2.25%	0.03%	\$22M
064760-KR	Tokai Carbon Korea Co., Ltd.	2.25%	0.01%	\$2M
096770-KR	SK Innovation Co., Ltd	-2.25%	-0.06%	(\$12M)
055550-KR	Shinhan Financial Group Co., L..	-2.25%	-0.05%	(\$2M)
005380-KR	Hyundai Motor Company	-2.25%	-0.04%	\$1M
005490-KR	POSCO Holdings Inc.	-3.37%	-0.02%	(\$5M)
000270-KR	Kia Corp.	-3.37%	-0.05%	(\$21M)
000660-KR	SK hynix Inc.	-5.62%	-0.06%	(\$25M)
035420-KR	NAVER Corp.	-14.61%	-0.23%	(\$75M)

Largest Fund Flows, \$

Fund Name	New or Cl..	Flow
T Rowe Price New Asia Fund		\$52M
Hermes Invst. Funds - Asia (ex-J..		\$30M
Swedbank Robur Asienfond		\$30M
Matthews Asia Funds - Asia (ex..		\$25M
Eastspring Investments - Asian..		\$16M
iShares Tr. - MSCI All Country A..		\$14M
T. Rowe Price Funds SICAV - Asi..		\$12M
AB FCP I - Asia (ex-Japan) Equi..		(\$23M)
LO Funds - Asia High Conviction		(\$23M)
Fidelity Invst. Funds - Asia Fund		(\$26M)
Schroder ISF - Asian Opportunit..		(\$27M)
BlackRock Global Funds - Asian ..		(\$37M)
Matthews Pacific Tiger Fund		(\$78M)
Baillie Gifford Overseas Growth ..		(\$82M)

Largest Fund Level Changes in Stock Weight, %

Fund Name	Stock Name	New ..	Change
Prisma Asianavigator UI	Samsung Electronics Co...		3.88%
PineBridge Global Funds - Asia (ex..	Samsung SDI Co., Ltd	New	3.66%
AB FCP I - Asia (ex-Japan) Equity ..	SK hynix Inc.	New	3.31%
Matthews Asia Funds - Asia (ex-Ja..	Samsung Electronics Co...	New	2.84%
Eastspring Investments - Asian Dy..	Hyundai Mobis Co., Ltd	New	2.61%
T Rowe Price Asia Opportunities F..	Samsung Electronics Co...		2.35%
Sydivest Fjernosten	Samsung Electronics Co ..		2.34%
Matthews Asia Funds - Asia (ex-Ja..	Leeno Industrial Inc.		-2.70%
Fullerton Lux Funds - Asia Focus E..	Samsung Electronics Co...		-2.83%
Eastspring Investments - Asian Dy..	Hyundai Motor Company	Close	-2.89%
DJE - Asien	Samsung SDI Co., Ltd	Close	-3.05%
DJE - Asien	Samsung Electronics Co...	Close	-3.65%
Matthews Asia Funds - Asia (ex-Ja..	LG Energy Solution Ltd.		-4.12%
Maple-Brown Abbott Funds Plc - A..	Samsung Electronics Co...		-4.26%

Aggregate Country Holding Changes

Sector	Change	Flow
Health Care	0.43%	\$9M
Financials	3.37%	\$1M
Consumer Staples	1.12%	\$20M
Industrials	1.12%	(\$71M)
Real Estate	0.00%	\$0M
Multi	0.00%	
Materials	0.00%	(\$8M)
Information Technology	0.00%	(\$59M)
Communication Services	0.00%	(\$42M)
Utilities	-1.12%	(\$4M)
Consumer Discretionary	-1.12%	(\$2M)
Energy	-2.25%	(\$13M)

Largest Changes in Fund Country Weight, %

Fund Name	New o..	Sector	Change
AB FCP I - Asia (ex-Japan) Equity Pa..	New	Information Technology	4.31%
Prisma Asianavigator UI		Information Technology	4.14%
PineBridge Global Funds - Asia (ex-J..		Information Technology	3.69%
TT International Funds Plc - Asia-Pa..		Materials	3.05%
GAM Star Fund Plc - Asian Equity		Information Technology	2.30%
Sydivest Fjernosten		Information Technology	2.28%
GAM Multistock SICAV - Asia Focus ..		Information Technology	2.27%
Invesco Funds - Asia Opportunities ..		Information Technology	-2.35%
AB FCP I - Asia (ex-Japan) Equity Pa..		Consumer Discretionary	-2.45%
EPIC Funds Plc - Oriental Focus Fund		Consumer Staples	-2.49%
Maple-Brown Abbott Funds Plc - Asi..	Close	Financials	-2.81%
Maple-Brown Abbott Funds Plc - Asi..		Information Technology	-4.26%
Matthews Asia Funds - Asia (ex-Jap..		Industrials	-5.06%
DJE - Asien	Close	Information Technology	-6.70%

Largest Fund Level Stock Inflows/Outflows, \$

Fund Name	Stock Name	New..	Flow
T Rowe Price New Asia Fund	Samsung Electronics Co...		\$42M
T Rowe Price New Asia Fund	Amorepacific Corp.	New	\$17M
FTIF SICAV - Asian Growth Fund	Samsung SDI Co., Ltd	New	\$14M
Matthews Asia Funds - Asia (ex-Ja..	Samsung Electronics Co...	New	\$14M
Swedbank Robur Asienfond	Samsung Electronics Co...		\$12M
Swedbank Robur Asienfond	LG Chem Ltd.	New	\$11M
FTIF SICAV - Asian Growth Fund	LG Chem Ltd.		\$11M
Baillie Gifford Overseas Growth Fun..	Hyundai Mipo Dockyard C..		(\$20M)
Baillie Gifford Overseas Growth Fun..	LG Energy Solution Ltd.	Close	(\$20M)
Matthews Pacific Tiger Fund	Doosan Bobcat Inc.	Close	(\$21M)
Schroder ISF - Asian Opportunities	Samsung Electronics Co...		(\$21M)
Matthews Pacific Tiger Fund	Sk Ic Technology Co., Ltd.	Close	(\$22M)
FTIF SICAV - Asian Growth Fund	NAVER Corp.	Close	(\$28M)
Matthews Pacific Tiger Fund	Big Hit Entertainment Co...	Close	(\$30M)

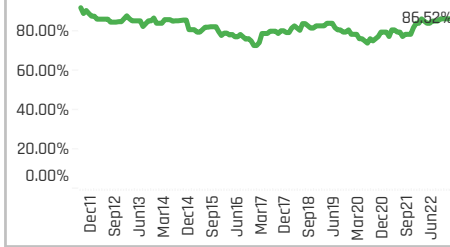
Top Holdings, %

Fund Name	Weight
Legg Mason Global Funds Plc - Martin ..	16.88%
Jupiter Asian Fund	14.42%
Maple-Brown Abbott Funds Plc - Asia-E..	12.74%
Fullerton Lux Funds - Asia Focus Equit..	12.17%
Allianz Global Investors Fund - Total Re..	11.17%
First Sentier Invs. Glb. Umb. - FSSA Asi..	10.23%
Nomura Fds. Ireland Plc - Asia (ex-Japa..	8.45%
Schroder Asian Alpha Plus Fund	8.36%
Matthews Asian Growth & Income Fund	7.92%
First Sentier Invs. Glb. Umb. - FSSA Asi..	7.79%
Handelsbanken Asien Tema	7.37%
Nordea 1 - Asia ex-Japan Equity Fund	7.28%
Manulife Global Fund - Sustainable Asi..	7.24%
AMC Expert Fund - Seapac	7.14%
Aberdeen Asian Opportunities Fund	6.62%

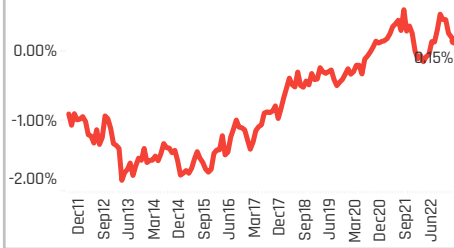
Average Weight: 4.01%



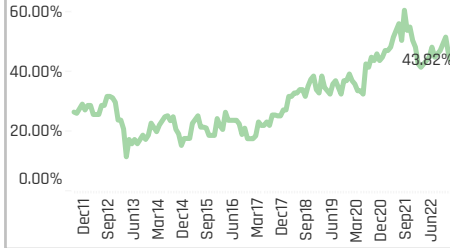
Funds Invested %: 86.52%



Average Weight vs AAXJ: 0.15%



Funds Overweight %: 43.82%



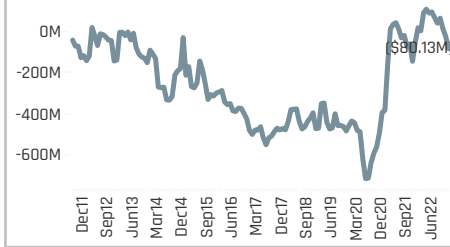
Top Holdings, \$

Fund Name	Value
Schroder ISF - Asian Opportunities	\$188M
Schroder Asian Alpha Plus Fund	\$158M
T Rowe Price New Asia Fund	\$140M
iShares Tr. - MSCI All Country Asia ex-J..	\$117M
Fidelity Inv. Funds - Asia Fund	\$101M
Baillie Gifford Overseas Growth Fund - ..	\$80M
Matthews Pacific Tiger Fund	\$76M
Schroder Asian Growth Fund	\$63M
Matthews Asian Growth & Income Fund	\$61M
Handelsbanken Asien Tema	\$60M
FTIF SICAV - Asian Growth Fund	\$56M
Value Partners High Dividend Stocks F..	\$51M
Veritas Funds Plc - Asian Fund	\$47M
Fidelity Inv. Trust - Emerging Asia Fund	\$45M
Vontobel Fund - mtx Sustainable Asian..	\$39M

Combined Fund AUM: \$1.8B



Cumulative Fund Flows: (\$80M)



Aggregate Stock Holdings Data, Ranked by Most Widely Held.

Ticker	Stock Name	Funds Invested %	Average Weight	Vs Benchmark	Fund AUM, \$
D05-SG	DBS Group Holdings Ltd	46.07%	1.17%	0.36%	\$435M
SE-US	Sea Ltd. (Singapore) Sponsor..	35.96%	0.34%	-0.06%	\$268M
U11-SG	United Overseas Bank Ltd. (Si..	23.60%	0.53%	0.07%	\$279M
Z74-SG	Singapore Telecommunicatio..	21.35%	0.40%	0.14%	\$100M
O39-SG	Oversea-Chinese Banking Cor..	15.73%	0.31%	-0.25%	\$322M
9C1-SG	CapitaLand Investment Limit..	8.99%	0.10%	-0.03%	\$41M
V03-SG	Venture Corporation Limited	6.74%	0.12%	0.06%	\$104M
GRAB-US	Grab Holdings Ltd. (Singapore..	5.62%	0.09%	0.02%	\$29M
C38U-SG	CapitaLand Integrated Comm..	5.62%	0.07%	-0.07%	\$50M
S68-SG	Singapore Exchange Ltd.	4.49%	0.06%	-0.03%	\$32M
S63-SG	Singapore Technologies Engin..	4.49%	0.10%	0.02%	\$18M
OVB-SG	Sheng Siong Group Ltd.	4.49%	0.07%	0.07%	\$10M
C6L-SG	Singapore Airlines Ltd.	4.49%	0.05%	-0.05%	\$7M
C09-SG	City Developments Limited	4.49%	0.06%	0.01%	\$6M
C07-SG	Jardine Cycle & Carriage Limi..	4.49%	0.08%	0.05%	\$9M

Top Stock Holdings, %

Fund Name	Ticker	Stock Name	Weight
Fullerton Lux Funds - Asia Focus Equit..	Z74-SG	Singapore Telecommu..	6.86%
Nomura Fds. Ireland Plc - Asia (ex-Japa..	D05-SG	DBS Group Holdings L..	5.47%
NESTOR-FONDS - Nestor Fernost Funds	BSL-SG	Raffles Medical Group ..	5.42%
Fullerton Lux Funds - Asia Focus Equit..	U11-SG	United Overseas Bank..	5.31%
Legg Mason Global Funds Plc - Martin ..	U11-SG	United Overseas Bank..	5.16%
Waverton Inv. Fds. Plc - Asia Pacific Fu..	U11-SG	United Overseas Bank..	4.87%
Jupiter Asian Fund	D05-SG	DBS Group Holdings L..	4.71%
Handelsbanken Asien Tema	D05-SG	DBS Group Holdings L..	4.70%
Legg Mason Global Funds Plc - Martin ..	Z74-SG	Singapore Telecommu..	4.28%
Vontobel Fund - mtx Sustainable Asian..	D05-SG	DBS Group Holdings L..	4.19%
NN (L) - Asia Income	U11-SG	United Overseas Bank..	4.15%
Maple-Brown Abbott Funds Plc - Asia-E..	D05-SG	DBS Group Holdings L..	4.09%
Jupiter Asian Fund	Z74-SG	Singapore Telecommu..	4.00%
Allianz Global Investors Fund - Total Re..	U11-SG	United Overseas Bank..	3.97%
Legg Mason Global Funds Plc - Martin ..	V03-SG	Venture Corporation L..	3.91%

Aggregate Sector Holdings, %

Sector	Weight	Change
Financials	2.11%	0.19%
Consumer Discretionary	0.45%	-0.06%
Communication Services	0.40%	0.14%
Industrials	0.36%	-0.04%
Real Estate	0.30%	-0.30%
Information Technology	0.14%	0.07%
Health Care	0.13%	0.13%
Consumer Staples	0.07%	-0.03%
Utilities	0.03%	0.03%
Materials	0.01%	0.01%
Energy	0.01%	0.01%

Top Sector Holdings, %

Fund Name	Sector	Weight
Fullerton Lux Funds - Asia Focus Equit..	Communication Services	6.86%
Handelsbanken Asien Tema	Financials	6.47%
Maple-Brown Abbott Funds Plc - Asia-E..	Financials	6.32%
Aberdeen Asian Opportunities Fund	Financials	5.71%
Schroder Asian Alpha Plus Fund	Financials	5.59%
Nomura Fds. Ireland Plc - Asia (ex-Japa..	Financials	5.47%
Danske Invest - Fjernost KL	Financials	5.45%
NESTOR-FONDS - Nestor Fernost Funds	Health Care	5.42%
Fullerton Lux Funds - Asia Focus Equit..	Financials	5.31%
Prisma Asianavigator UI	Financials	5.18%
Legg Mason Global Funds Plc - Martin ..	Financials	5.16%
First Sentier Invs. Glb. Umb. - FSSA Asi..	Financials	5.02%
Waverton Inv. Fds. Plc - Asia Pacific Fu..	Financials	4.87%
Carnegie Asia	Financials	4.81%
NN (L) - Asia Income	Financials	4.80%

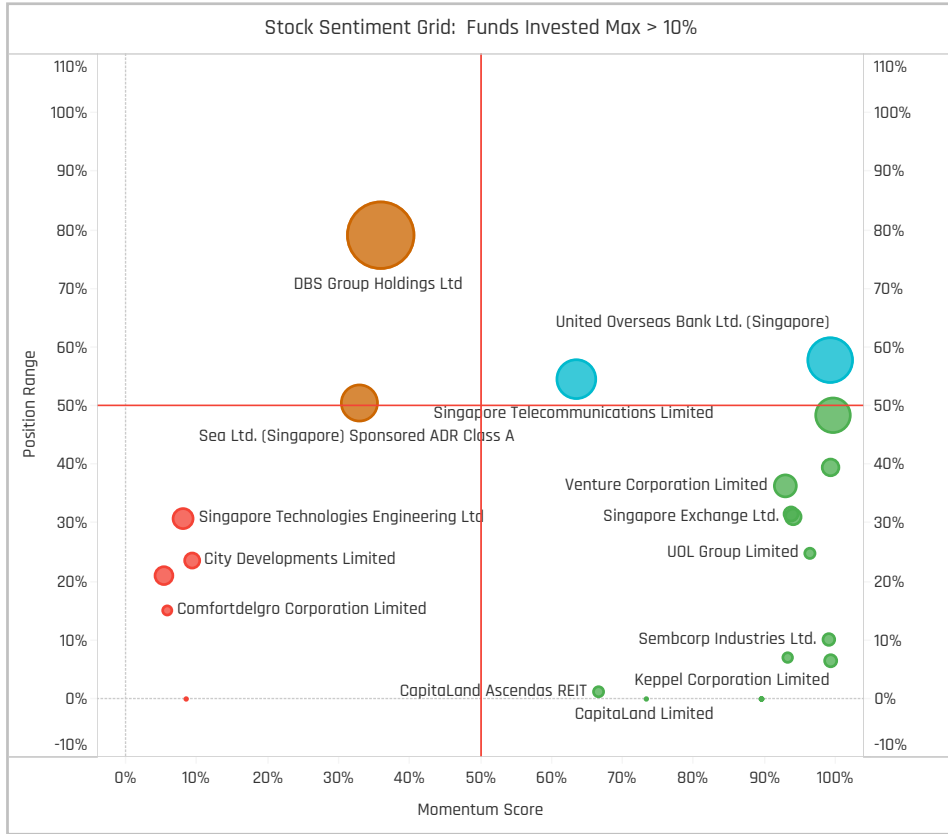
Top Stock Holdings, \$

Fund Name	Ticker	Stock Name	Value
Schroder ISF - Asian Opportunities	O39-SG	Oversea-Chinese Bankin..	\$159M
Fidelity Inv. Funds - Asia Fund	U11-SG	United Overseas Bank Lt..	\$89M
T Rowe Price New Asia Fund	D05-SG	DBS Group Holdings Ltd	\$81M
Matthews Pacific Tiger Fund	V03-SG	Venture Corporation Lim..	\$76M
Baillie Gifford Overseas Growth Fund - ..	SE-US	Sea Ltd. (Singapore) Sp..	\$62M
Veritas Funds Plc - Asian Fund	SE-US	Sea Ltd. (Singapore) Sp..	\$47M
Schroder Asian Alpha Plus Fund	O39-SG	Oversea-Chinese Bankin..	\$45M
Schroder Asian Growth Fund	O39-SG	Oversea-Chinese Bankin..	\$45M
FTIF SICAV - Asian Growth Fund	D05-SG	DBS Group Holdings Ltd	\$44M
Vontobel Fund - mtx Sustainable Asian..	D05-SG	DBS Group Holdings Ltd	\$39M
Handelsbanken Asien Tema	D05-SG	DBS Group Holdings Ltd	\$38M
T Rowe Price New Asia Fund	C38U-SG	CapitaLand Integrated C..	\$35M
Schroder Asian Alpha Plus Fund	U11-SG	United Overseas Bank Lt..	\$34M
Schroder ISF - Asian Opportunities	SE-US	Sea Ltd. (Singapore) Sp..	\$29M
Schroder Asian Alpha Plus Fund	S68-SG	Singapore Exchange Ltd.	\$27M

Largest Changes in Fund Weight, %

Fund Name	New or C..	Change
Maple-Brown Abbott Funds Plc - ..		
GAM Star Fund Plc - Asian Equity		4.12%
DJE - Asien		2.87%
Lansforsakringar Asienfonden		2.64%
First Sentier Invs. Glb. Umb. - FS..		2.53%
First Sentier Invs. Glb. Umb. - FS..		2.43%
AB FCP I - Asia (ex-Japan) Equit..		2.20%
Matthews Pacific Tiger Fund		-1.81%
Invesco Funds - Asia Opportuniti..		-2.29%
GAM Multistock SICAV - Asia Foc..		-3.15%
Swedbank Robur Asienfond		-3.53%
SEB Asia (ex-Japan) Fund		-3.62%
Eastspring Investments - Asian ..		-3.90%
Matthews Asia Funds - Asia (ex-..		-5.10%

Ave Wgt Δ	Funds Invested Δ	Fund Flows, \$	Av Wgt vs AAXJ Δ	Funds O/W % Δ
0.16%	1.12%	(\$124M)	-0.16%	-2.25%



Aggregate Stock Holdings Changes

Ticker	Stock Name	Funds Invested % Δ	Average Weight Δ	Fund Flows, \$
O39-SG	Oversea-Chinese Banking Corp..	3.37%	0.05%	(\$14M)
BN4-SG	Keppel Corporation Limited	3.37%	0.03%	\$20M
U96-SG	Sembcorp Industries Ltd.	2.25%	0.03%	\$4M
U11-SG	United Overseas Bank Ltd. (Sin..	2.25%	0.04%	(\$10M)
OV8-SG	Sheng Siong Group Ltd.	2.25%	0.05%	\$4M
C38U-SG	CapitaLand Integrated Comm..	2.25%	0.05%	\$39M
U14-SG	UOL Group Limited	1.12%	0.01%	(\$1M)
EB5-SG	First Resources Ltd. (Singapor..	-1.12%	0.00%	\$0M
C52-SG	Comfortdelgro Corporation Li..	-1.12%	-0.03%	(\$19M)
C09-SG	City Developments Limited	-1.12%	0.00%	(\$5M)
C07-SG	Jardine Cycle & Carriage Limit..	-1.12%	-0.08%	(\$5M)
1H4-SG	Memories Group Limited	-1.12%	-0.01%	\$0M
S58-SG	SATS Ltd	-2.25%	-0.09%	(\$86M)
SE-US	Sea Ltd. (Singapore) Sponsore..	-3.37%	0.02%	(\$9M)

Largest Fund Flows, \$

Fund Name	New or Cl..	Flow
Pictet - Asian Equities (ex-Japa.. New		\$11M
First Sentier Invs. Glb. Umb. - F..		\$8M
Fidelity Inv. Trust - Emerging As..		\$7M
FTIF SICAV - Asian Growth Fund		\$7M
iShares Tr. - MSCI All Country A..		\$7M
Ninety One Glb. Strat. Fd. - Asia..		\$6M
DJE - Asien		\$5M
LO Funds - Asia High Conviction		(\$8M)
Invesco Funds - Asia Opportuni..		(\$9M)
JPMorgan Fund ICVC - Asia Gro..		(\$9M)
Schroder ISF - Asian Opportunit..		(\$10M)
Swedbank Robur Asienfond		(\$12M)
BlackRock Global Funds - Asian ..		(\$22M)
Matthews Pacific Tiger Fund		(\$89M)

Largest Fund Level Changes in Stock Weight, %

Fund Name	Stock Name	New ..	Change
Maple-Brown Abbott Funds Plc - A..	DBS Group Holdings Ltd	New	4.09%
Maple-Brown Abbott Funds Plc - A..	CapitaLand Integrated C..	New	3.29%
First Sentier Invs. Glb. Umb. - FSSA..	Oversea-Chinese Banking..	New	3.28%
First Sentier Invs. Glb. Umb. - FSSA..	Oversea-Chinese Banking..	New	3.24%
Maple-Brown Abbott Funds Plc - A..	Sheng Siong Group Ltd.	New	3.13%
Maple-Brown Abbott Funds Plc - A..	Singapore Exchange Ltd.	New	2.23%
DJE - Asien	DBS Group Holdings Ltd		1.96%
Invesco Funds - Asia Opportunities..	United Overseas Bank Lt..	Close	-1.82%
LO Funds - Asia High Conviction	Singapore Telecommuni..	Close	-2.02%
Spaengler IQAM Asia Stock	DBS Group Holdings Ltd	Close	-2.02%
Matthews Pacific Tiger Fund	SATS Ltd	Close	-2.05%
Maple-Brown Abbott Funds Plc - A..	Jardine Cycle & Carriage ..	Close	-2.05%
Eastspring Investments - Asian Dy..	Oversea-Chinese Banking..	Close	-3.86%
Matthews Asia Funds - Asia (ex-Ja..	SATS Ltd		-5.10%

Aggregate Country Holding Changes

Sector	Change	Flow
Real Estate	4.49%	\$35M
Utilities	2.25%	\$4M
Consumer Staples	1.12%	\$3M
Multi	0.00%	\$0M
Materials	0.00%	\$0M
Health Care	0.00%	\$0M
Financials	0.00%	0.16% (\$63M)
Energy	0.00%	\$0M
Communication Services	0.00%	(\$5M)
Information Technology	-1.12%	\$1M
Industrials	-1.12%	(\$86M)
Consumer Discretionary	-5.62%	(\$14M)

Largest Changes in Fund Country Weight, %

Fund Name	New o..	Sector	Change
Maple-Brown Abbott Funds Plc - Asi..	New	Financials	6.32%
Maple-Brown Abbott Funds Plc - Asi..	New	Real Estate	3.29%
First Sentier Invs. Glb. Umb. - FSSA ..		Financials	3.22%
First Sentier Invs. Glb. Umb. - FSSA ..		Financials	3.17%
AB FCP I - Asia (ex-Japan) Equity Po..	New	Financials	3.16%
Maple-Brown Abbott Funds Plc - Asi..	New	Consumer Staples	3.13%
GAM Star Fund Plc - Asian Equity	New	Real Estate	2.93%
Spaengler IQAM Asia Stock	Close	Financials	-2.02%
Matthews Pacific Tiger Fund	Close	Industrials	-2.05%
Maple-Brown Abbott Funds Plc - Asi..	Close	Consumer Discretionary	-2.05%
SEB Asia (ex-Japan) Fund		Financials	-2.26%
Invesco Funds - Asia Opportunities ..		Financials	-2.42%
Eastspring Investments - Asian Dyn..	Close	Financials	-3.86%
Matthews Asia Funds - Asia (ex-Jap..		Industrials	-5.10%

Largest Fund Level Stock Inflows/Outflows, \$

Fund Name	Stock Name	New..	Flow
T Rowe Price New Asia Fund	CapitaLand Integrated C..	New	\$36M
Pictet - Asian Equities (ex-Japan)	Singapore Telecommuni..	New	\$11M
Ninety One Glb. Strat. Fd. - Asian E..	Keppel Corporation Limit..	New	\$10M
First Sentier Invs. Glb. Umb. - FSSA ..	Oversea-Chinese Banking..	New	\$10M
Fidelity Inv. Trust - Emerging Asia F..	Sea Ltd. (Singapore) Spo..		\$9M
T. Rowe Price Funds SICAV - Asian ..	CapitaLand Integrated C..	New	\$8M
Nomura Fds. Ireland Plc - Asia (ex-J..	Keppel Corporation Limit..	New	\$6M
JPMorgan Fund ICVC - Asia Growth..	DBS Group Holdings Ltd		(\$9M)
Schroder ISF - Asian Opportunities	Oversea-Chinese Banking..		(\$10M)
T Rowe Price New Asia Fund	DBS Group Holdings Ltd		(\$13M)
T Rowe Price New Asia Fund	Comfortdelgro Corporati..		(\$14M)
LO Funds - Asia High Conviction	Singapore Telecommuni..	Close	(\$14M)
BlackRock Global Funds - Asian Gro..	Oversea-Chinese Banking..		(\$15M)
Matthews Pacific Tiger Fund	SATS Ltd	Close	(\$86M)

Aggregate Stock Holdings Data, Ranked by Most Widely Held.

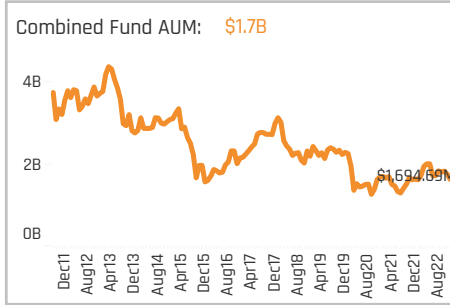
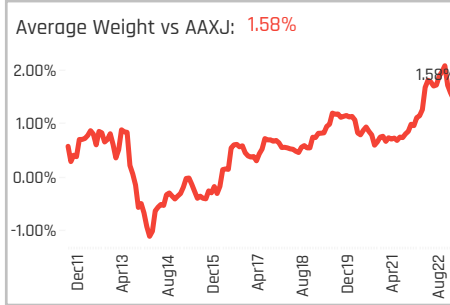
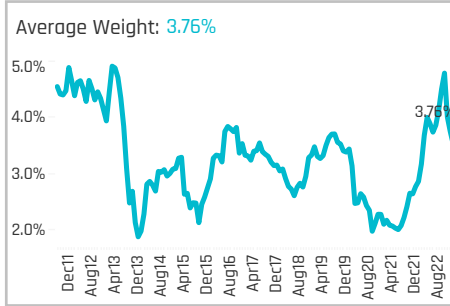
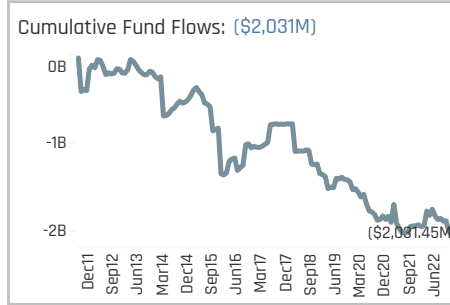
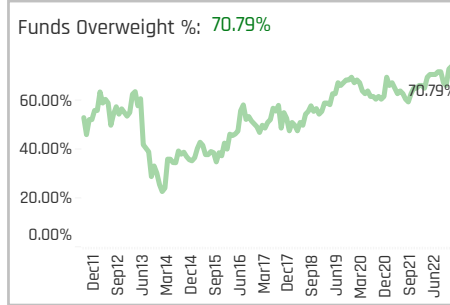
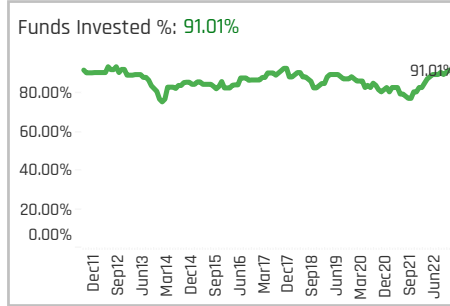
Ticker	Stock Name	Funds Invested %	Average Weight	Vs Benchmark	Fund AUM, \$
BBCA-ID	PT Bank Central Asia Tbk	43.82%	0.98%	0.42%	\$539M
BBRI-ID	PT Bank Rakyat Indonesia (Pe..)	33.71%	0.58%	0.21%	\$275M
BMRI-ID	PT Bank Mandiri (Persero) Tbk	22.47%	0.39%	0.17%	\$314M
TLKM-ID	PT Telkom Indonesia (Persero..)	19.10%	0.21%	-0.01%	\$61M
BBNI-ID	PT Bank Negara Indonesia (Pe..)	13.48%	0.20%	0.12%	\$39M
ASII-ID	PT Astra International Tbk	8.99%	0.15%	0.00%	\$71M
CMRY-ID	PT Cisarua Mountain Dairy Tbk	6.74%	0.06%	0.06%	\$11M
UNVR-ID	PT Unilever Indonesia Tbk	5.62%	0.03%	-0.01%	\$25M
INTP-ID	PT Indocement Tunggul Praka..	5.62%	0.06%	0.06%	\$27M
BTPS-ID	PT Bank BTPN Syariah Tbk	5.62%	0.11%	0.11%	\$8M
AVIA-ID	PT Avia Avian Tbk	5.62%	0.03%	0.03%	\$28M
SMGR-ID	PT Semen Indonesia (Persero)..	4.49%	0.04%	0.01%	\$39M
PWON-ID	PT Pakuwon Jati Tbk	4.49%	0.02%	0.02%	\$9M
MDKA-ID	PT Merdeka Copper Gold Tbk	4.49%	0.06%	-0.01%	\$108M
UNTR-ID	PT United Tractors Tbk	3.37%	0.05%	0.00%	\$10M

Top Stock Holdings, %

Fund Name	Ticker	Stock Name	Weight
Robeco Capital Gr. Fds. - Asian Stars E..	BMRI-ID	PT Bank Mandiri (Pers..)	5.34%
Waverton Invnt. Fds. Plc - Asia Pacific Fu..	ASII-ID	PT Astra International..	4.65%
NESTOR-FONDS - Nestor Fernost Funds	BFIN-ID	PT BFI Finance Indone..	4.45%
Nikko AM Global Umbrella Fund - Asia (..	BBCA-ID	PT Bank Central Asia T..	4.33%
JKC Fund - La Francaise JKC Asia Equit..	HEAL-ID	PT Medikaloka Hermin..	4.16%
BlackRock Global Funds - Asian Growth..	BBCA-ID	PT Bank Central Asia T..	3.87%
NESTOR-FONDS - Nestor Fernost Funds	ULTJ-ID	PT Ultrajaya Milk Indu..	3.86%
BL - Equities Asia	KLBF-ID	PT Kalbe Farma Tbk	3.81%
Carnegie Asia	BBCA-ID	PT Bank Central Asia T..	3.80%
Wealth Invest SK Invest Far East Equiti..	BTPS-ID	PT Bank BTPN Syariah..	3.75%
JPMorgan (Taiwan) Asia Domestic Opp..	BBCA-ID	PT Bank Central Asia T..	3.64%
Mirabaud - Equities Asia (ex-Japan)	BBCA-ID	PT Bank Central Asia T..	3.52%
Baillie Gifford Overseas Growth Fund - ..	MDKA-ID	PT Merdeka Copper G..	3.39%
Allianz Global Investors Fund - Total Re..	BBRI-ID	PT Bank Rakyat Indon..	3.37%
Wealth Invest SK Invest Far East Equiti..	ERAA-ID	PT Erajaya Swasemba..	3.36%

Top Stock Holdings, \$

Fund Name	Ticker	Stock Name	Weight
Fidelity Invnt. Funds - Asia Fund	BBCA-ID	PT Bank Central Asia Tbk	\$114M
Matthews Pacific Tiger Fund	BBCA-ID	PT Bank Central Asia Tbk	\$112M
Baillie Gifford Overseas Growth Fund - ..	MDKA-ID	PT Merdeka Copper Gold..	\$103M
Schroder ISF - Asian Opportunities	BMRI-ID	PT Bank Mandiri (Perser..)	\$98M
FTIF SICAV - Asian Growth Fund	BBCA-ID	PT Bank Central Asia Tbk	\$64M
Baillie Gifford Overseas Growth Fund - ..	BBRI-ID	PT Bank Rakyat Indonesi..	\$63M
Fidelity Invnt. Funds - Asia Fund	BBRI-ID	PT Bank Rakyat Indonesi..	\$50M
Baillie Gifford Overseas Growth Fund - ..	BMRI-ID	PT Bank Mandiri (Perser..)	\$47M
T Rowe Price New Asia Fund	BBCA-ID	PT Bank Central Asia Tbk	\$43M
Schroder Asian Alpha Plus Fund	BMRI-ID	PT Bank Mandiri (Perser..)	\$42M
Baillie Gifford Overseas Growth Fund - ..	ASII-ID	PT Astra International T..	\$40M
Fidelity Invnt. Funds - Asia Fund	BMRI-ID	PT Bank Mandiri (Perser..)	\$35M
FTIF SICAV - Asian Growth Fund	SMGR-ID	PT Semen Indonesia (Pe..)	\$32M
Pictet - Asian Equities (ex-Japan)	BBRI-ID	PT Bank Rakyat Indonesi..	\$30M
Vontobel Fund - mtx Sustainable Asian..	BMRI-ID	PT Bank Mandiri (Perser..)	\$30M



Top Sector Holdings, %

Fund Name	Sector	Weight
Carnegie Asia	Financials	7.45%
Morgan Stanley Invnt. Fds. - Sustainabl..	Financials	6.23%
JPMorgan (Taiwan) Asia Domestic Opp..	Financials	5.86%
Robeco Capital Gr. Fds. - Asian Stars E..	Financials	5.34%
Fidelity Invnt. Funds - Asia Fund	Financials	5.09%
JKC Fund - La Francaise JKC Asia Equit..	Health Care	5.09%
Waverton Invnt. Fds. Plc - Asia Pacific Fu..	Industrials	4.65%
Prisma Asianavigator UI	Financials	4.55%
Invesco Funds - Asia Opportunities Equ..	Financials	4.55%
NESTOR-FONDS - Nestor Fernost Funds	Financials	4.45%
Nikko AM Global Umbrella Fund - Asia (..	Financials	4.33%
C Worldwide - Asia	Financials	4.28%
JPMorgan Fund ICVC - Asia Growth Fun..	Financials	4.24%
Baillie Gifford Overseas Growth Fund - ..	Materials	4.16%
Aberdeen Asian Opportunities Fund	Financials	4.09%

Top Holdings, %

Fund Name	Weight
NESTOR-FONDS - Nestor Fernost Funds	18.85%
Carnegie Asia	9.19%
Baillie Gifford Overseas Growth Fund - ..	9.12%
JPMorgan (Taiwan) Asia Domestic Opp..	8.70%
Wealth Invest SK Invest Far East Equiti..	8.48%
JKC Fund - La Francaise JKC Asia Equit..	8.40%
First Sentier Invs. Glb. Umb. - FSSA Asi..	8.39%
Robeco Capital Gr. Fds. - Asian Stars E..	8.31%
Morgan Stanley Invnt. Fds. - Sustainabl..	8.28%
Nikko AM Global Umbrella Fund - Asia (..	7.18%
Prisma Asianavigator UI	7.06%
Hamon Asian Funds - Asia ESG Focus F..	6.80%
Alquity SICAV - Asia Fund	6.44%
First Sentier Invs. Glb. Umb. - FSSA Asi..	6.26%
FTIF SICAV - Asian Growth Fund	5.87%

Top Holdings, \$

Fund Name	Weight
Baillie Gifford Overseas Growth Fund - ..	\$276M
Fidelity Invnt. Funds - Asia Fund	\$220M
Matthews Pacific Tiger Fund	\$123M
FTIF SICAV - Asian Growth Fund	\$118M
Schroder ISF - Asian Opportunities	\$98M
iShares Tr. - MSCI All Country Asia ex-J..	\$66M
T Rowe Price New Asia Fund	\$59M
Vontobel Fund - mtx Sustainable Asian..	\$47M
JPMorgan Fund ICVC - Asia Growth Fun..	\$43M
Schroder Asian Alpha Plus Fund	\$42M
C Worldwide - Asia	\$40M
BlackRock Global Funds - Asian Growth..	\$33M
BL - Equities Asia	\$31M
Pictet - Asian Equities (ex-Japan)	\$30M
Ninety One Glb. Strat. Fd. - Asian Equit..	\$26M

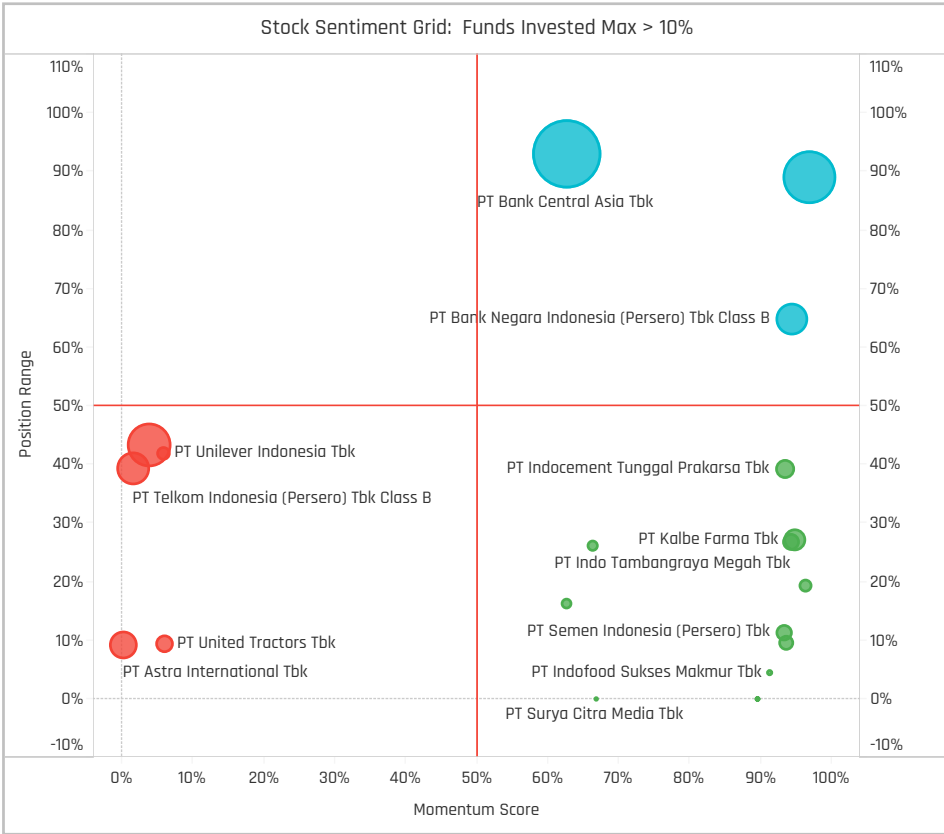
Aggregate Sector Holdings, %

Sector	Weight	Target	Deviation
Financials	2.32%	1.09%	80.90%
Materials	0.28%	0.07%	21.35%
Communication Services	0.25%	0.02%	23.60%
Health Care	0.20%	0.15%	8.99%
Industrials	0.20%	0.03%	13.48%
Consumer Staples	0.19%	-0.01%	21.35%
Consumer Discretionary	0.14%	0.14%	11.24%
Energy	0.12%	0.01%	6.74%
Information Technology	0.04%	0.04%	2.25%
Real Estate	0.02%	0.02%	6.74%

Largest Changes in Fund Weight, %

Fund Name	New or C..	Change
Matthews Asia Funds - Asia (ex-..	New	2.83%
Robeco Capital Gr. Fds. - Asian S..		2.18%
Allianz Global Investors Fund - T..		1.29%
Fidelity Asia Fund		1.13%
Hamon Asian Funds - Asia ESG F..		0.92%
Baillie Gifford Overseas Growth ..		0.89%
FTIF SICAV - Asian Growth Fund		0.81%
AB FCP I - Asia (ex-Japan) Equit..		-2.80%
NN (L) - Asia Income		-3.39%
Fullerton Lux Funds - Asia Focus..		-3.45%
JPMorgan Fund ICVC - Asia Gro..		-3.47%
Eastspring Investments - Asian ..		-3.51%
EPIC Funds Plc - Oriental Focus ..	Close	-3.57%
NESTOR-FONDS - Nestor Fernost..		-5.00%

Ave Wgt Δ	Funds Invested Δ	Fund Flows, \$	Av Wgt vs AAXJ Δ	Funds O/W % Δ
-0.37%	0.00%	(\$185M)	-0.32%	-1.12%



Aggregate Stock Holdings Changes

Ticker	Stock Name	Funds Invested % Δ	Average Weight Δ	Fund Flows, \$
CTRA-ID	PT Ciputra Development Tbk	2.25%	0.00%	\$1M
BBRI-ID	PT Bank Rakyat Indonesia (Per..	2.25%	0.02%	(\$12M)
AMRT-ID	PT Sumber Alfaria Trijaya	2.25%	0.01%	\$3M
SRTG-ID	PT Saratoga Investama Seday..	1.12%	0.01%	\$1M
MPMX-ID	PT Mitra Pinasthika Mustika Tb..	1.12%	0.02%	\$2M
MIKA-ID	PT Mitra Keluarga Karyasehat ..	1.12%	0.01%	\$1M
MAPI-ID	PT Mitra Adiperkasa Tbk	1.12%	-0.01%	(\$3M)
BMRI-ID	PT Bank Mandiri (Persero) Tbk	-1.12%	-0.03%	(\$41M)
ANTM-ID	PT Aneka Tambang Tbk	-1.12%	0.00%	(\$1M)
UNVR-ID	PT Unilever Indonesia Tbk	-2.25%	-0.01%	(\$4M)
TLKM-ID	PT Telkom Indonesia (Persero) ..	-2.25%	-0.06%	(\$17M)
ACES-ID	PT ACE Hardware Indonesia Tbk	-2.25%	-0.03%	(\$1M)
SIDO-ID	PT Industri Jamu dan Farmasi ..	-3.37%	-0.02%	(\$1M)
ASII-ID	PT Astra International Tbk	-4.49%	-0.18%	(\$63M)

Largest Fund Flows, \$

Fund Name	New or Cl..	Flow
Matthews Asia Funds - Asia (ex..	New	\$14M
Fidelity Asia Fund		\$10M
Eastspring Investments - Asian..		\$5M
Swedbank Robur Asienfond		\$4M
FTIF SICAV - Asian Growth Fund		\$4M
Allianz Global Investors Fund - ..		\$4M
SEB Asia (ex-Japan) Fund		\$1M
BlackRock Global Funds - Asian ..		(\$9M)
Baillie Gifford Overseas Growth ..		(\$10M)
AB FCP I - Asia (ex-Japan) Equi..		(\$14M)
LO Funds - Asia High Conviction		(\$15M)
Vontobel Fund - mtX Sustainab..		(\$16M)
JPMorgan Fund ICVC - Asia Gro..		(\$47M)
Matthews Pacific Tiger Fund		(\$69M)

Largest Fund Level Changes in Stock Weight, %

Fund Name	Stock Name	New ..	Change
Matthews Asia Funds - Asia (ex-Ja..	PT Bank Rakyat Indonesi..	New	2.22%
NN (L) - Asia Income	PT Mitra Pinasthika Musti..	New	1.85%
Robeco Capital Gr. Fds. - Asian Sta..	PT Telkom Indonesia (Per..	New	1.74%
Nomura Fds. Ireland Plc - Asia (ex-..	PT Indosat Tbk Class B	New	1.44%
Fidelity Asia Fund	PT Indo Tambangraya Me..		1.13%
Syinvest Fjernosten	PT Merdeka Copper Gold ..	New	1.00%
Allianz Global Investors Fund - Tot..	PT Bank Rakyat Indonesi..		0.98%
Waverton Invnt. Fds. Plc - Asia Pacif..	PT Astra International Tbk		-1.75%
Eastspring Investments - Asian Dy..	PT Astra International Tbk		-1.78%
LO Funds - Asia High Conviction	PT Bank Mandiri (Persero..	Close	-2.01%
Syinvest Fjernosten	PT Bank Mandiri (Persero..	Close	-2.08%
EPIC Funds Plc - Oriental Focus Fu..	PT Astra International Tbk	Close	-3.57%
NN (L) - Asia Income	PT Astra International Tbk	Close	-4.78%
NESTOR-FONDS - Nestor Fernost F..	PT Media Nusantara Citr..		-4.78%

Aggregate Country Holding Changes

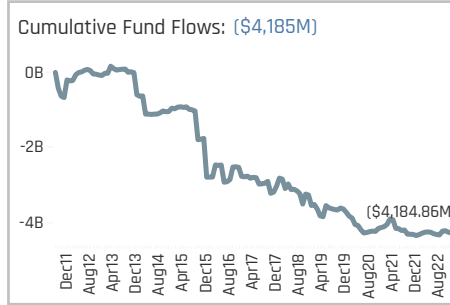
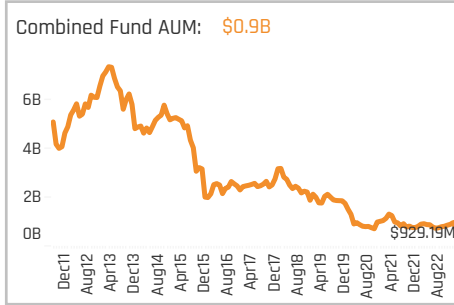
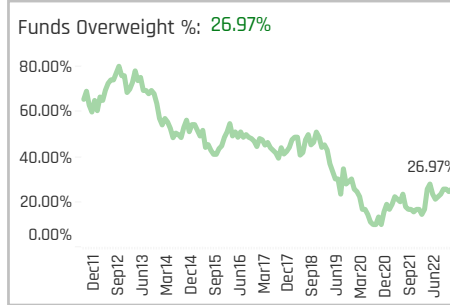
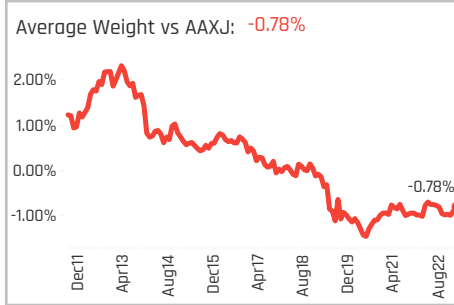
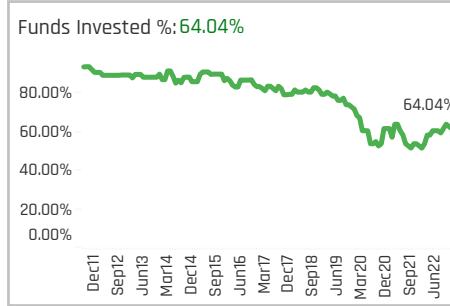
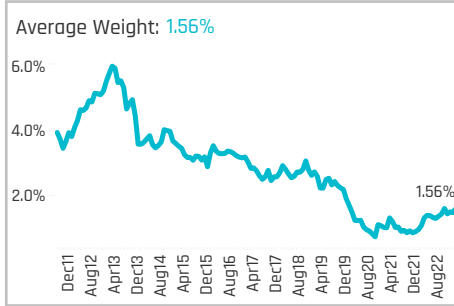
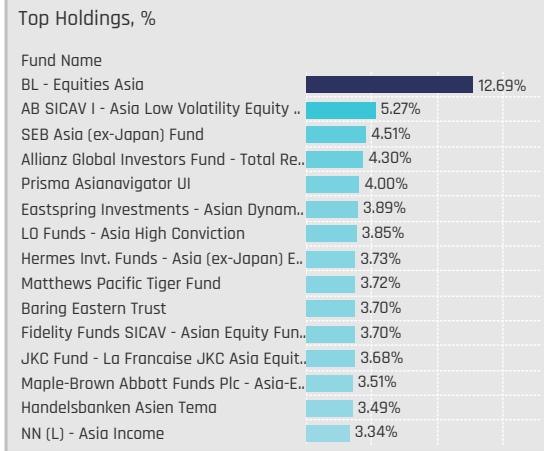
Sector	Change	Flow
Real Estate	2.25%	\$1M
Financials	1.12%	(\$105M)
Information Technology	1.12%	\$5M
Consumer Staples	1.12%	(\$3M)
Utilities	0.00%	
Multi	0.00%	
Materials	0.00%	(\$3M)
Health Care	-1.12%	(\$1M)
Energy	-1.12%	\$8M
Communication Services	-1.12%	(\$16M)
Consumer Discretionary	-2.25%	(\$8M)
Industrials	-3.37%	(\$62M)

Largest Changes in Fund Country Weight, %

Fund Name	New a..	Sector	Change
Matthews Asia Funds - Asia (ex-Jap..	New	Financials	2.22%
Robeco Capital Gr. Fds. - Asian Star..	New	Communication Services	1.74%
Nomura Fds. Ireland Plc - Asia (ex-J..	New	Communication Services	1.44%
Carnegie Asia		Financials	1.30%
Baring Eastern Trust		Financials	1.13%
Fidelity Asia Fund		Energy	1.13%
Syinvest Fjernosten	New	Materials	1.00%
Eastspring Investments - Asian Dyn..		Financials	-1.74%
Waverton Invnt. Fds. Plc - Asia Pacifc..		Industrials	-1.75%
Eastspring Investments - Asian Dyn..		Industrials	-1.78%
Fullerton Lux Funds - Asia Focus Eq..		Financials	-2.41%
NN (L) - Asia Income		Industrials	-2.93%
EPIC Funds Plc - Oriental Focus Fund	Close	Industrials	-3.57%
NESTOR-FONDS - Nestor Fernost Fo..		Communication Services	-4.78%

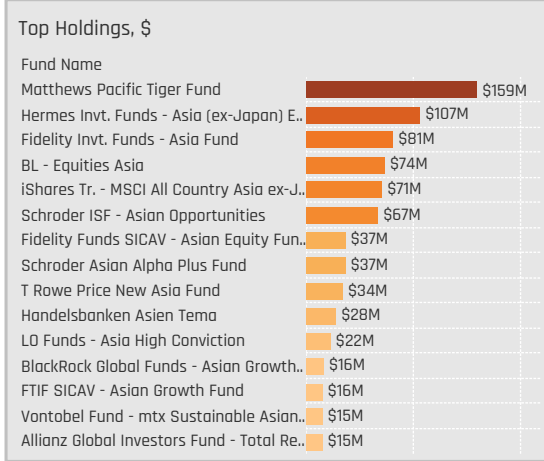
Largest Fund Level Stock Inflows/Outflows, \$

Fund Name	Stock Name	New..	Flow
Matthews Asia Funds - Asia (ex-Ja..	PT Bank Rakyat Indonesi..	New	\$11M
Fidelity Asia Fund	PT Indo Tambangraya Me..		\$10M
LO Funds - Asia High Conviction	PT Bank Rakyat Indonesi..	New	\$5M
Fidelity Funds SICAV - Asian Equity..	PT GoTo Gajek Tokopedia ..	New	\$5M
Nomura Fds. Ireland Plc - Asia (ex-J..	PT Indosat Tbk Class B	New	\$5M
FTIF SICAV - Asian Growth Fund	PT Semen Indonesia (Per..		\$4M
Matthews Asia Funds - Asia (ex-Ja..	PT Avia Avian Tbk	New	\$4M
JPMorgan Fund ICVC - Asia Growth..	PT Telkom Indonesia (Per..		(\$9M)
JPMorgan Fund ICVC - Asia Growth..	PT Astra International Tbk	Close	(\$10M)
Matthews Pacific Tiger Fund	PT Bank Central Asia Tbk		(\$10M)
LO Funds - Asia High Conviction	PT Bank Mandiri (Persero..	Close	(\$15M)
Vontobel Fund - mtX Sustainable A..	PT Bank Mandiri (Persero..		(\$15M)
JPMorgan Fund ICVC - Asia Growth..	PT Bank Central Asia Tbk		(\$19M)
Matthews Pacific Tiger Fund	PT Astra International Tbk		(\$43M)



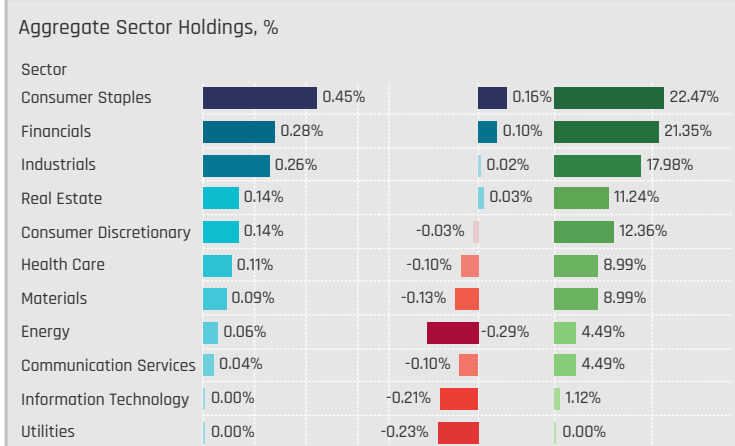
Aggregate Stock Holdings Data, Ranked by Most Widely Held.

Ticker	Stock Name	Funds Invested %	Average Weight	Vs Benchmark	Fund AUM, \$
AOT-TH	Airports of Thailand Public Co...	16.85%	0.24%	0.09%	\$85M
CPALL-TH	CP All Public Co. Ltd.	14.51%	0.25%	0.07%	\$192M
KBANK-TH	Kasikornbank Public Co. Ltd.	11.24%	0.12%	0.08%	\$109M
CPN-TH	Central Pattana Public Co. Ltd.	10.11%	0.13%	0.06%	\$174M
BDMS-TH	Bangkok Dusit Medical Servic..	8.99%	0.10%	-0.04%	\$31M
Y92-SG	Thai Beverage Public Co., Ltd.	6.74%	0.15%	0.15%	\$64M
SCC-TH	Siam Cement Public Co. Ltd.	4.49%	0.03%	-0.10%	\$20M
PTTEP-TH	PTT Exploration & Production ..	4.49%	0.06%	-0.04%	\$8M
MINT-TH	Minor International Public Co...	4.49%	0.05%	-0.01%	\$5M
BBL-TH	Bangkok Bank Public Compan..	4.49%	0.08%	0.08%	\$84M
MINT.W7-TH	Minor International Public Co ..	3.37%	0.00%	0.00%	\$0M
MTC-TH	Muangthai Capital Public Co. ..	2.25%	0.06%	0.04%	\$2M
MINT.W9-TH	Minor International Public Co ..	2.25%	0.00%	0.00%	\$0M
MINT.W8-TH	Minor International Public Co ..	2.25%	0.00%	0.00%	\$0M
LH-TH	Land & Houses Public Co., Ltd.	2.25%	0.01%	-0.02%	\$3M



Top Stock Holdings, %

Fund Name	Ticker	Stock Name	Percentage
BL - Equities Asia	Y92-SG	Thai Beverage Public ..	4.50%
Allianz Global Investors Fund - Total Re..	CPALL-TH	CP All Public Co. Ltd.	4.30%
Eastspring Investments - Asian Dynam..	BBL-TH	Bangkok Bank Public ..	3.89%
Matthews Pacific Tiger Fund	CPN-TH	Central Pattana Publi..	3.72%
JKC Fund - La Francaise JKC Asia Equit..	MTC-TH	Muangthai Capital Pu..	3.68%
Maple-Brown Abbott Funds Plc - Asia-E..	Y92-SG	Thai Beverage Public ..	3.51%
BL - Equities Asia	CPALL-TH	CP All Public Co. Ltd.	3.07%
AB SICAV I - Asia Low Volatility Equity ..	BDMS-TH	Bangkok Dusit Medica..	2.90%
Nomura Fds. Ireland Plc - Asia (ex-Japa..	AOT-TH	Airports of Thailand P..	2.81%
NN (L) - Asia Income	AOT-TH	Airports of Thailand P..	2.53%
Prisma Asianavigator UI	PTTEP-TH	PTT Exploration & Pro..	2.42%
BL - Equities Asia	TOA-TH	TOA Paint (Thailand) P..	2.39%
AB SICAV I - Asia Low Volatility Equity ..	HMPRO-TH	Home Product Center ..	2.37%
LO Funds - Asia High Conviction	AOT-TH	Airports of Thailand P..	2.31%
Hermes Invt. Funds - Asia (ex-Japan) E..	BBL-TH	Bangkok Bank Public ..	2.30%



Top Sector Holdings, %

Fund Name	Sector	Percentage
BL - Equities Asia	Consumer Staples	9.66%
Allianz Global Investors Fund - Total Re..	Consumer Staples	4.30%
Eastspring Investments - Asian Dynam..	Financials	3.89%
Matthews Pacific Tiger Fund	Real Estate	3.72%
Fidelity Funds SICAV - Asian Equity Fun..	Consumer Staples	3.70%
JKC Fund - La Francaise JKC Asia Equit..	Financials	3.68%
Maple-Brown Abbott Funds Plc - Asia-E..	Consumer Staples	3.51%
AB SICAV I - Asia Low Volatility Equity ..	Health Care	2.90%
Nomura Fds. Ireland Plc - Asia (ex-Japa..	Industrials	2.81%
NN (L) - Asia Income	Industrials	2.53%
Prisma Asianavigator UI	Energy	2.42%
BL - Equities Asia	Materials	2.39%
AB SICAV I - Asia Low Volatility Equity ..	Consumer Discretionary	2.37%
LO Funds - Asia High Conviction	Industrials	2.31%
Hermes Invt. Funds - Asia (ex-Japan) E..	Financials	2.30%

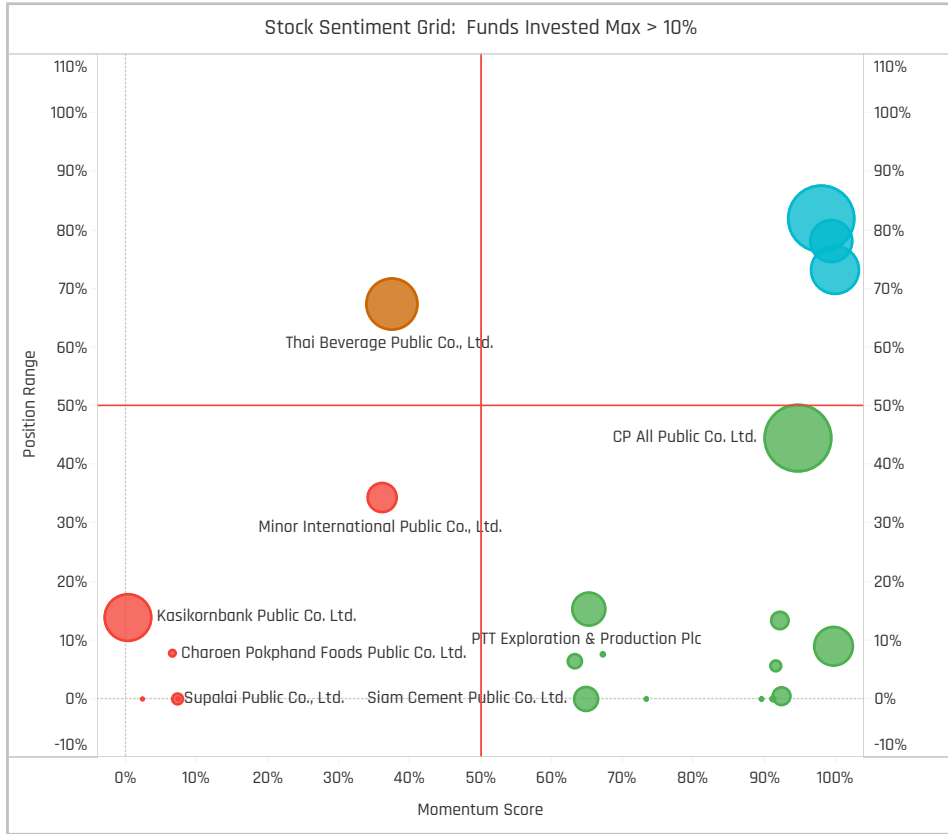
Top Stock Holdings, \$

Fund Name	Ticker	Stock Name	Value
Matthews Pacific Tiger Fund	CPN-TH	Central Pattana Public C..	\$159M
Schroder ISF - Asian Opportunities	KBANK-TH	Kasikornbank Public Co. ..	\$67M
Hermes Invt. Funds - Asia (ex-Japan) E..	BBL-TH	Bangkok Bank Public Co. ..	\$66M
Fidelity Invt. Funds - Asia Fund	CPALL-TH	CP All Public Co. Ltd.	\$56M
Hermes Invt. Funds - Asia (ex-Japan) E..	AP-TH	AP (Thailand) Public Co. ..	\$41M
T Rowe Price New Asia Fund	CPALL-TH	CP All Public Co. Ltd.	\$34M
Schroder Asian Alpha Plus Fund	KBANK-TH	Kasikornbank Public Co. ..	\$28M
BL - Equities Asia	Y92-SG	Thai Beverage Public Co...	\$26M
Fidelity Invt. Funds - Asia Fund	AOT-TH	Airports of Thailand Publi..	\$25M
Fidelity Funds SICAV - Asian Equity Fun..	CPALL-TH	CP All Public Co. Ltd.	\$21M
BL - Equities Asia	CPALL-TH	CP All Public Co. Ltd.	\$18M
BlackRock Global Funds - Asian Growth..	CPALL-TH	CP All Public Co. Ltd.	\$16M
Fidelity Funds SICAV - Asian Equity Fun..	Y92-SG	Thai Beverage Public Co...	\$16M
Vantobel Fund - mtX Sustainable Asian..	Y92-SG	Thai Beverage Public Co...	\$15M
FTIF SICAV - Asian Growth Fund	SCC-TH	Siam Cement Public Co. ..	\$15M

Largest Changes in Fund Weight, %

Fund Name	New or C..	Change
Eastspring Investments - Asian ..	New	3.72%
Matthews Pacific Tiger Fund	New	3.08%
BL - Equities Asia		2.21%
Matthews Asia Funds - Asia (ex-..	New	1.43%
Ninety One Glob. Strat. Fd. - Asia..	New	1.39%
Prisma Asianavigator UI		1.35%
Morgan Stanley Invnt. Fds. - Sust..		-0.84%
Swedbank Robur Asienfond		-0.86%
Sydinvest Fjernosten		-1.16%
BlackRock Global Funds - Asian ..		-1.53%
Invesco Funds - Asia Opportuniti..		-1.66%
NN (L) - Asia Income		-2.16%
GAM Star Fund Plc - Asian Equity	Close	-2.65%
EPIC Funds Plc - Oriental Focus ..	Close	-2.65%

Ave Wgt Δ	Funds Invested Δ	Fund Flows, \$	Av Wgt vs AAXJ Δ	Funds O/W % Δ
0.15%	4.49%	\$107M	0.02%	3.37%



Aggregate Stock Holdings Changes

Ticker	Stock Name	Funds Invested % Δ	Average Weight Δ	Fund Flows, \$
CPN-TH	Central Pattana Public Co. Ltd.	6.74%	0.10%	\$138M
BDMS-TH	Bangkok Dusit Medical Service..	3.37%	0.04%	\$12M
BBL-TH	Bangkok Bank Public Company..	3.37%	0.06%	\$20M
ITC.F-TH	i-Tail Corporation Public Comp..	2.25%	0.02%	\$2M
TOA-TH	TOA Paint (Thailand) Public Co..	1.12%	0.03%	\$14M
SNNP.F-TH	Srinanaporn Marketing Public ..	1.12%	0.01%	\$1M
MTC-TH	Muangthai Capital Public Co. L..	1.12%	0.01%	\$0M
PSH-TH	Pruksa Holding PCL	-1.12%	-0.01%	\$0M
MINT-TH	Minor International Public Co., ..	-1.12%	0.01%	(\$13M)
IVL-TH	Indorama Ventures Public Co. ..	-1.12%	-0.01%	(\$1M)
CPF-TH	Charoen Pokphand Foods Publ..	-1.12%	-0.02%	(\$8M)
BJC-TH	Berli Jucker Public Co. Ltd.	-1.12%	0.00%	\$0M
PTT-TH	PTT Public Co., Ltd.	-2.25%	-0.02%	(\$35M)
KBANK-TH	Kasikornbank Public Co. Ltd.	-4.49%	-0.10%	(\$38M)

Largest Fund Flows, \$

Fund Name	New or Cl..	Flow
Matthews Pacific Tiger Fund	New	\$132M
BL - Equities Asia		\$18M
Ninety One Glob. Strat. Fd. - Asia..	New	\$14M
Matthews Asia Funds - Asia (ex-..	New	\$10M
Eastspring Investments - Asian..	New	\$7M
Fidelity Funds SICAV - Asian Eq..		\$5M
iShares Tr. - MSCI All Country A..		\$4M
T. Rowe Price Funds SICAV - Asi..		(\$4M)
Invesco Funds - Asia Opportuni..		(\$5M)
JPMorgan Fund ICVC - Asia Gro..		(\$10M)
FTIF SICAV - Asian Growth Fund		(\$11M)
BlackRock Global Funds - Asian ..		(\$13M)
Schroder ISF - Asian Opportunit..		(\$17M)
T Rowe Price New Asia Fund		(\$18M)

Largest Fund Level Changes in Stock Weight, %

Fund Name	Stock Name	New ..	Change
Eastspring Investments - Asian Dy..	Bangkok Bank Public Co..	New	3.89%
Matthews Pacific Tiger Fund	Central Pattana Public C..	New	3.72%
BL - Equities Asia	TOA Paint (Thailand) Publ..	New	2.39%
Matthews Asia Funds - Asia (ex-Ja..	Bangkok Dusit Medical S..	New	2.21%
Maple-Brown Abbott Funds Plc - A..	Thai Beverage Public Co., ..		1.74%
Prisma Asianavigator UI	Minor International Publi..	New	1.58%
LO Funds - Asia High Conviction	CP All Public Co. Ltd.	New	1.54%
BlackRock Global Funds - Asian Gr..	PTT Public Co., Ltd.	Close	-1.24%
SEB Asia (ex-Japan) Fund	Bumrungrad Hospital Pu..		-1.27%
Swedbank Robur Asienfond	Kasikornbank Public Co. L..	Close	-1.29%
LO Funds - Asia High Conviction	Charoen Pokphand Food..	Close	-1.35%
Invesco Funds - Asia Opportunities..	Kasikornbank Public Co. L..		-1.53%
GAM Star Fund Plc - Asian Equity	Kasikornbank Public Co. L..	Close	-1.60%
EPIC Funds Plc - Oriental Focus Fu..	Land & Houses Public Co..	Close	-2.65%

Aggregate Country Holding Changes

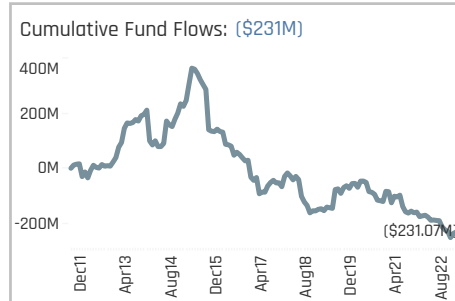
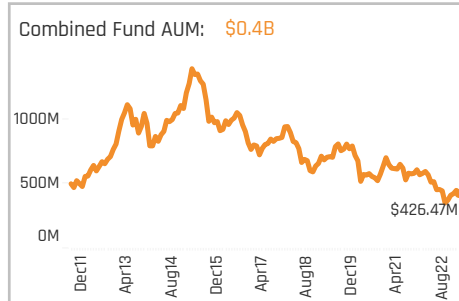
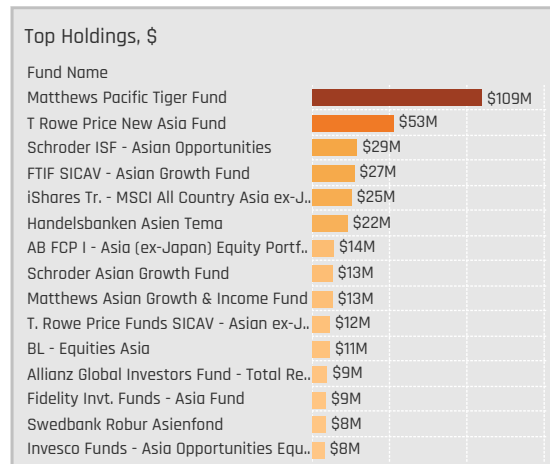
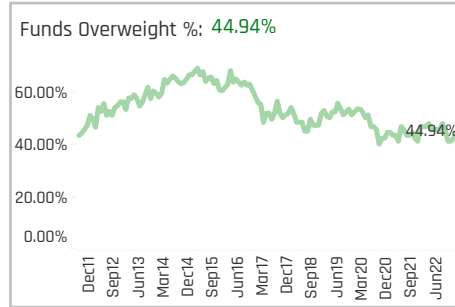
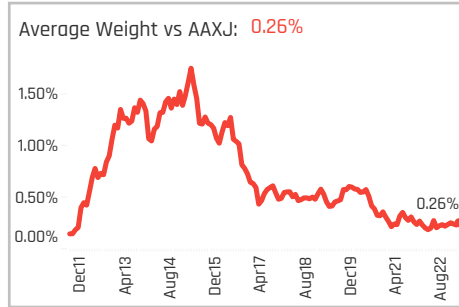
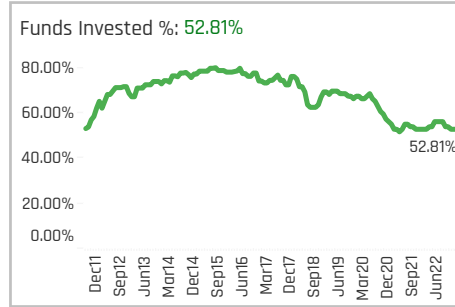
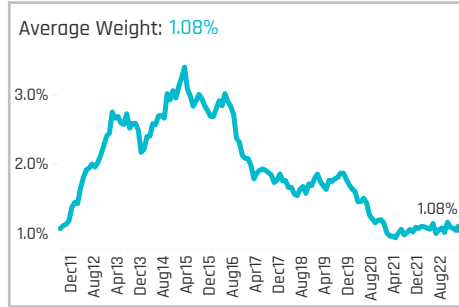
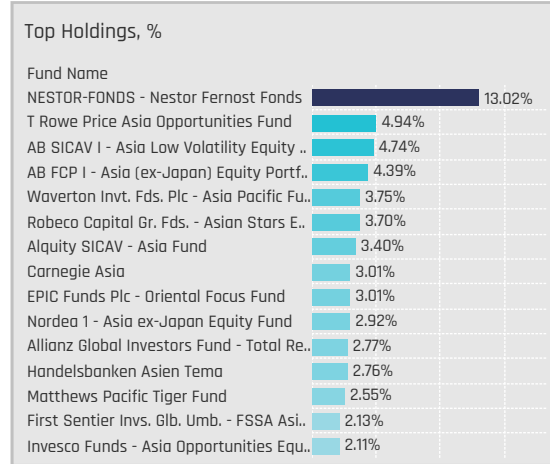
Sector	Change	Flow
Real Estate	0.06%	\$138M
Health Care	3.37%	\$9M
Consumer Discretionary	2.25%	(\$9M)
Industrials	1.12%	(\$4M)
Consumer Staples	1.12%	\$10M
Communication Services	1.12%	\$4M
Utilities	0.00%	\$0M
Information Technology	0.00%	\$0M
Materials	-1.12%	\$13M
Financials	-1.12%	(\$19M)
Energy	-2.25%	(\$35M)

Largest Changes in Fund Country Weight, %

Fund Name	New o..	Sector	Change
Eastspring Investments - Asian Dyn..	New	Financials	3.89%
Matthews Pacific Tiger Fund	New	Real Estate	3.72%
BL - Equities Asia	New	Materials	2.39%
Matthews Asia Funds - Asia (ex-Jap..	New	Health Care	2.21%
Maple-Brown Abbott Funds Plc - Asi..		Consumer Staples	1.74%
Baring Eastern Trust	New	Consumer Staples	1.59%
Prisma Asianavigator UI	New	Consumer Discretionary	1.58%
BlackRock Global Funds - Asian Gro..	Close	Energy	-1.24%
SEB Asia (ex-Japan) Fund		Health Care	-1.27%
Sydinvest Fjernosten	Close	Consumer Staples	-1.31%
Maple-Brown Abbott Funds Plc - Asi..	Close	Real Estate	-1.49%
Invesco Funds - Asia Opportunities ..		Financials	-1.53%
GAM Star Fund Plc - Asian Equity	Close	Financials	-1.60%
EPIC Funds Plc - Oriental Focus Fund	Close	Real Estate	-2.65%

Largest Fund Level Stock Inflows/Outflows, \$

Fund Name	Stock Name	New..	Flow
Matthews Pacific Tiger Fund	Central Pattana Public C..	New	\$132M
Fidelity Invnt. Funds - Asia Fund	CP All Public Co. Ltd.		\$26M
BL - Equities Asia	TOA Paint (Thailand) Publ..	New	\$14M
Matthews Asia Funds - Asia (ex-Ja..	Bangkok Dusit Medical S..	New	\$10M
LO Funds - Asia High Conviction	CP All Public Co. Ltd.	New	\$9M
Ninety One Glob. Strat. Fd. - Asian E..	Bangkok Bank Public Co..	New	\$8M
Eastspring Investments - Asian Dy..	Bangkok Bank Public Co..	New	\$7M
JPMorgan Fund ICVC - Asia Growth..	Kasikornbank Public Co. L..	Close	(\$5M)
LO Funds - Asia High Conviction	Charoen Pokphand Food..	Close	(\$8M)
BlackRock Global Funds - Asian Gro..	PTT Public Co., Ltd.	Close	(\$10M)
FTIF SICAV - Asian Growth Fund	Minor International Publi..	Close	(\$11M)
Schroder ISF - Asian Opportunities	Kasikornbank Public Co. L..		(\$17M)
T Rowe Price New Asia Fund	CP All Public Co. Ltd.		(\$18M)
Fidelity Invnt. Funds - Asia Fund	PTT Public Co., Ltd.	Close	(\$26M)

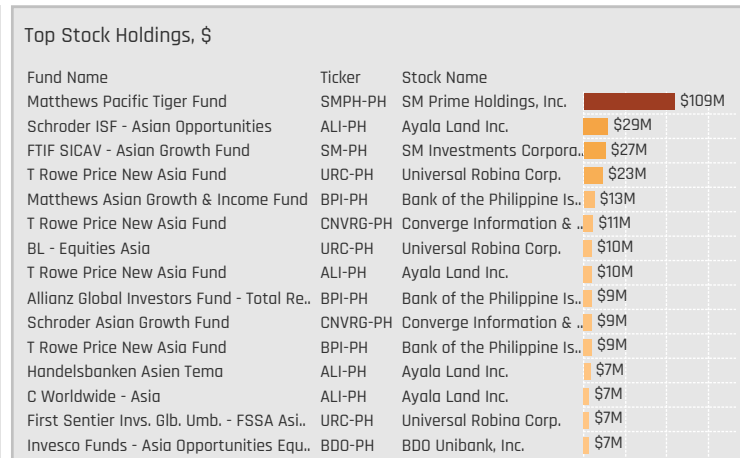
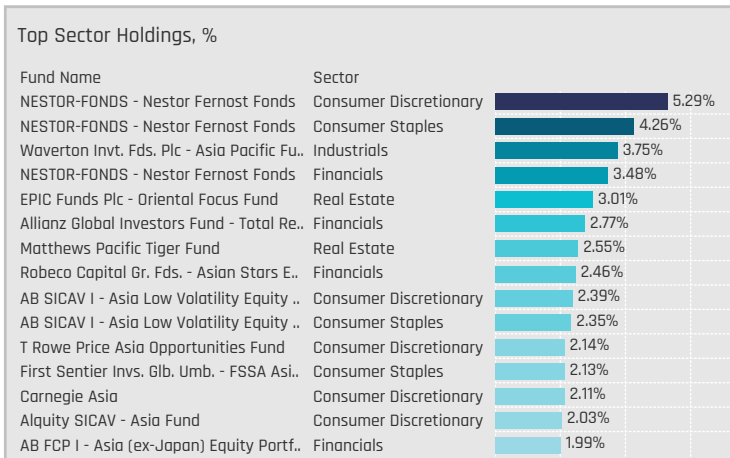
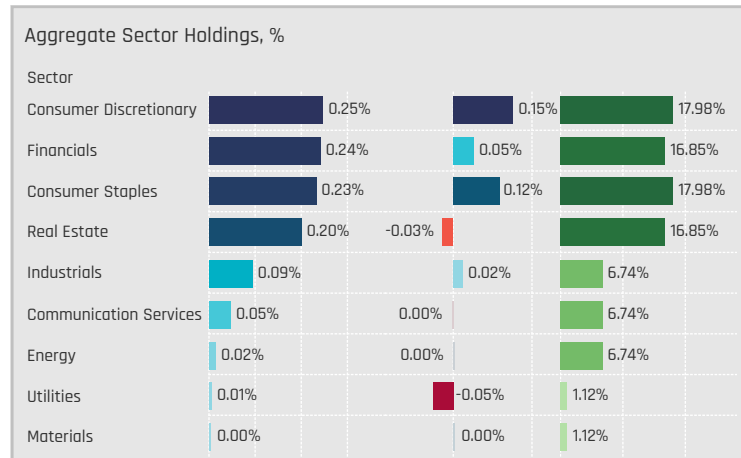


Aggregate Stock Holdings Data, Ranked by Most Widely Held.

Ticker	Stock Name	Funds Invested %	Average Weight	Vs Benchmark	Fund AUM, \$
ALI-PH	Ayala Land Inc.	11.24%	0.10%	0.04%	\$62M
URC-PH	Universal Robina Corp.	8.99%	0.13%	0.09%	\$47M
SM-PH	SM Investments Corporation	7.87%	0.06%	0.00%	\$37M
JFC-PH	Jollibee Foods Corp.	7.87%	0.11%	0.08%	\$9M
BPI-PH	Bank of the Philippine Islands	7.87%	0.11%	0.06%	\$40M
BDO-PH	BDO Unibank, Inc.	7.87%	0.08%	-0.02%	\$21M
ACEN-PH	AC Energy Corp.	6.74%	0.02%	0.00%	\$5M
SMPH-PH	SM Prime Holdings, Inc.	5.62%	0.07%	-0.05%	\$122M
ICT-PH	International Container Termi..	5.62%	0.08%	0.01%	\$10M
CNVRG-PH	Converge Information & Com..	3.37%	0.02%	0.02%	\$23M
AC-PH	Ayala Corp.	3.37%	0.02%	-0.03%	\$5M
SEVN-PH	Philippine Seven Corporation	2.25%	0.02%	0.02%	\$3M
RRHI-PH	Robinsons Retail Holdings, Inc.	2.25%	0.02%	0.02%	\$5M
RFM-PH	RFM Corp.	2.25%	0.00%	0.00%	\$5M
MBT-PH	Metropolitan Bank & Trust Co.	2.25%	0.01%	-0.03%	\$4M

Top Stock Holdings, %

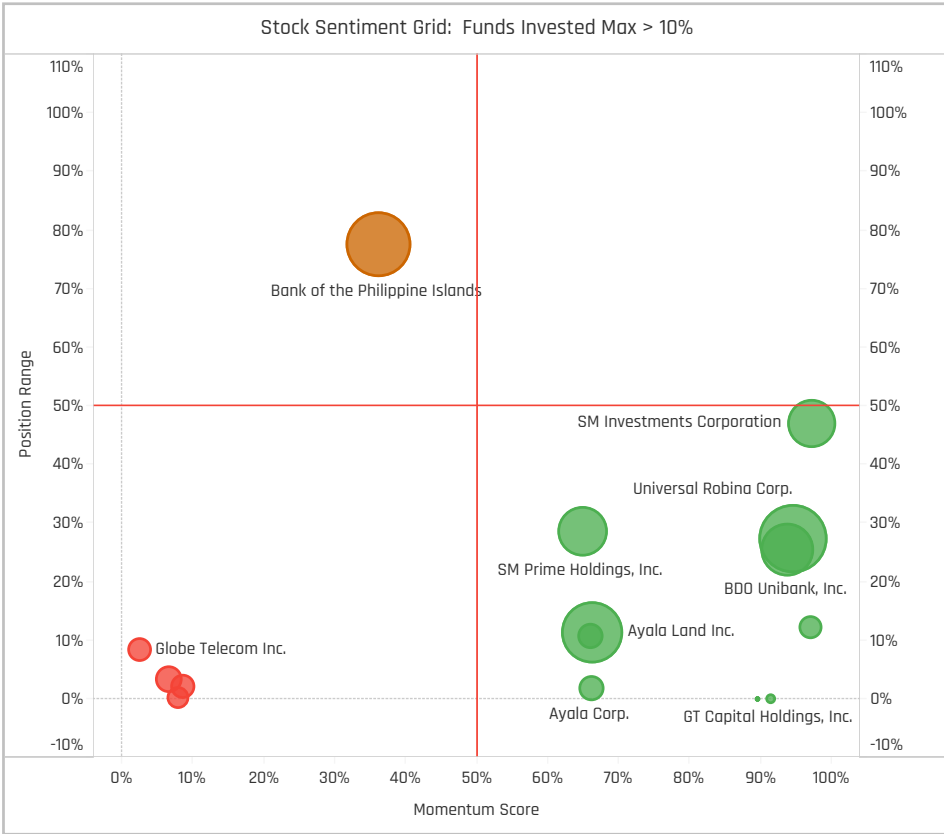
Fund Name	Ticker	Stock Name	Weight
NESTOR-FONDS - Nestor Fernost Fonds	PIZZA-PH	Shakey's Pizza Asia V..	5.29%
NESTOR-FONDS - Nestor Fernost Fonds	KEEPR-PH	Keepers Holdings, Inc.	4.26%
Waverton Invnt. Fds. Plc - Asia Pacific Fu..	ICT-PH	International Contain..	3.75%
NESTOR-FONDS - Nestor Fernost Fonds	PSE-PH	Philippine Stock Excha..	3.48%
EPIC Funds Plc - Oriental Focus Fund	ALI-PH	Ayala Land Inc.	3.01%
Allianz Global Investors Fund - Total Re..	BPI-PH	Bank of the Philippine..	2.77%
Matthews Pacific Tiger Fund	SMPH-PH	SM Prime Holdings, Inc.	2.55%
Robeco Capital Gr. Fds. - Asian Stars E..	BPI-PH	Bank of the Philippine..	2.46%
AB SICAV I - Asia Low Volatility Equity ..	JFC-PH	Jollibee Foods Corp.	2.39%
AB SICAV I - Asia Low Volatility Equity ..	URC-PH	Universal Robina Corp.	2.35%
T Rowe Price Asia Opportunities Fund	JFC-PH	Jollibee Foods Corp.	2.14%
First Sentier Invs. Glb. Umb. - FSSA Asi..	URC-PH	Universal Robina Corp.	2.13%
Carnegie Asia	JFC-PH	Jollibee Foods Corp.	2.11%
Alquity SICAV - Asia Fund	SM-PH	SM Investments Corp..	2.03%
Natixis Intl. Fds. (Lux) I - Natixis Asia Eq..	JFC-PH	Jollibee Foods Corp.	1.97%



Largest Changes in Fund Weight, %

Fund Name	New or C..	Change
Carnegie Asia		1.90%
NESTOR-FONDS - Nestor Fernost..		1.55%
Robeco Capital Gr. Fds. - Asian S..		0.88%
Allianz Global Investors Fund - T..		0.87%
Sydinvest Fjernosten		0.66%
T Rowe Price New Asia Fund		0.58%
T. Rowe Price Funds SICAV - Asi..		0.57%
TT International Funds Plc - Asia..		-0.33%
Manulife Global Fund - Sustaina..		-0.43%
Nordea 1 - Asia ex-Japan Equity ..		-0.62%
SEB Asia (ex-Japan) Fund		-0.79%
PineBridge Global Funds - Asia (. Close		-1.62%
GAM Star Fund Plc - Asian Equity Close		-2.42%
Maple-Brown Abbott Funds Plc -. Close		-3.01%

Ave Wgt Δ	Funds Invested Δ	Fund Flows, \$	Av Wgt vs AAXJ Δ	Funds O/W % Δ
0.00%	-3.37%	(\$19M)	0.02%	-3.37%



Aggregate Stock Holdings Changes

Ticker	Stock Name	Funds Invested % Δ	Average Weight Δ	Fund Flows, \$
SM-PH	SM Investments Corporation	1.12%	0.01%	\$8M
BLOOM-PH	Bloomberry Resorts Corporati..	1.12%	0.01%	\$2M
X-PH	Xurpas Inc	0.00%	0.00%	
VLL-PH	Vista Land & Lifescapes, Inc.	0.00%	0.00%	
URC-PH	Universal Robina Corp.	0.00%	0.02%	\$0M
UBP-PH	Union Bank of the Philippines	0.00%	0.00%	
STI-PH	STI Education Systems Holdin..	0.00%	0.00%	
MBT-PH	Metropolitan Bank & Trust Co.	-1.12%	0.00%	\$0M
DMC-PH	DMCI Holdings Inc.	-1.12%	-0.01%	\$0M
BPI-PH	Bank of the Philippine Islands	-1.12%	0.01%	(\$3M)
AGI-PH	Alliance Global Group Inc.	-1.12%	0.00%	(\$6M)
WLCOM-PH	Wilcon Depot, Inc.	-2.25%	-0.02%	(\$2M)
ICT-PH	International Container Termin..	-2.25%	-0.02%	(\$7M)
GLO-PH	Globe Telecom Inc.	-2.25%	-0.02%	(\$1M)

Largest Fund Flows, \$

Fund Name	New or Cl..	Flow
T Rowe Price New Asia Fund		\$11M
FTIF SICAV - Asian Growth Fund		\$4M
Swedbank Robur Asienfond		\$4M
T. Rowe Price Funds SICAV - Asi..		\$3M
Carnegie Asia		\$2M
Allianz Global Investors Fund - ..		\$1M
Sydinvest Fjernosten		\$1M
T Rowe Price Asia Opportunitie..		(\$2M)
SEB Asia (ex-Japan) Fund		(\$2M)
Matthews Asian Growth & Inco..		(\$3M)
PineBridge Global Funds - Asia .. Close		(\$3M)
AB FCP I - Asia (ex-Japan) Equi..		(\$5M)
Fidelity Invt. Funds - Asia Fund		(\$11M)
Matthews Pacific Tiger Fund		(\$13M)

Largest Fund Level Changes in Stock Weight, %

Fund Name	Stock Name	New ..	Change
Carnegie Asia	Jollibee Foods Corp.		1.43%
Sydinvest Fjernosten	Bloomberry Resorts Corp..	New	1.11%
Robeco Capital Gr. Fds. - Asian Sta..	Bank of the Philippine Isl..		0.94%
Carnegie Asia	Universal Robina Corp.	New	0.90%
Allianz Global Investors Fund - Tat..	Bank of the Philippine Isl..		0.87%
NESTOR-FONDS - Nestor Fernost F..	Keepers Holdings, Inc		0.74%
Swedbank Robur Asienfond	SM Investments Corpora..	New	0.53%
SEB Asia (ex-Japan) Fund	International Container T..		-0.79%
GAM Star Fund Plc - Asian Equity	Ayala Land Inc.	Close	-0.81%
Maple-Brown Abbott Funds Plc - A..	Globe Telecom Inc.	Close	-0.81%
PineBridge Global Funds - Asia (ex..	Wilcon Depot, Inc.	Close	-0.85%
GAM Star Fund Plc - Asian Equity	Wilcon Depot, Inc.	Close	-0.85%
Nordea 1 - Asia ex-Japan Equity F..	PLDT, Inc.	Close	-0.89%
Maple-Brown Abbott Funds Plc - A..	Bank of the Philippine Isl..	Close	-1.66%

Aggregate Country Holding Changes

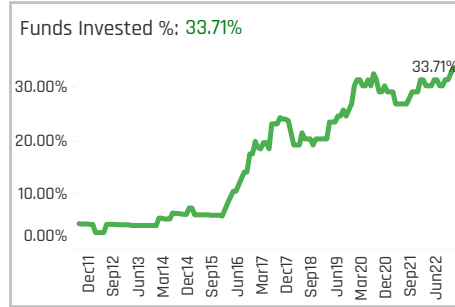
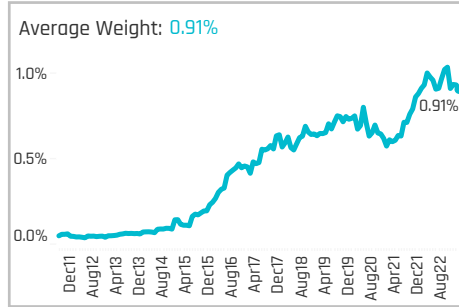
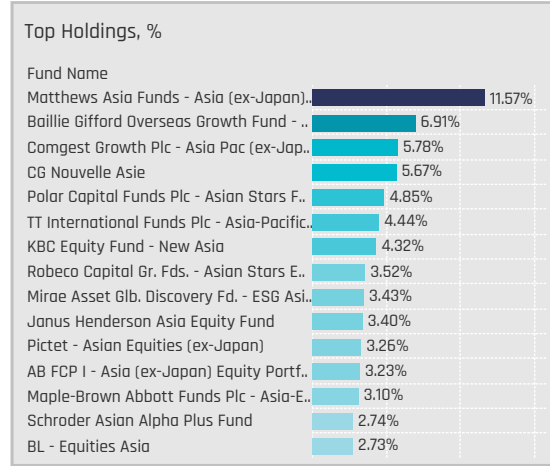
Sector	Change	Flow
Consumer Staples	1.12%	(\$5M)
Utilities	0.00%	(\$1M)
Multi	0.00%	
Materials	0.00%	\$0M
Information Technology	0.00%	
Consumer Discretionary	0.00%	\$9M
Real Estate	-1.12%	(\$10M)
Energy	-1.12%	(\$1M)
Industrials	-2.25%	(\$7M)
Financials	-2.25%	(\$2M)
Communication Services	-3.37%	(\$2M)

Largest Changes in Fund Country Weight, %

Fund Name	New o..	Sector	Change
Carnegie Asia		Consumer Discretionary	1.43%
Sydinvest Fjernosten	New	Consumer Discretionary	1.11%
Robeco Capital Gr. Fds. - Asian Star..		Financials	0.94%
Carnegie Asia	New	Consumer Staples	0.90%
Allianz Global Investors Fund - Total..		Financials	0.87%
NESTOR-FONDS - Nestor Fernost Fo..		Consumer Staples	0.74%
Swedbank Robur Asienfond	New	Consumer Discretionary	0.53%
SEB Asia (ex-Japan) Fund		Industrials	-0.79%
GAM Star Fund Plc - Asian Equity	Close	Real Estate	-0.81%
Maple-Brown Abbott Funds Plc - Asi..	Close	Communication Services	-0.81%
PineBridge Global Funds - Asia (ex-J..	Close	Consumer Discretionary	-0.85%
GAM Star Fund Plc - Asian Equity	Close	Consumer Discretionary	-0.85%
Nordea 1 - Asia ex-Japan Equity Fun..	Close	Communication Services	-0.89%
Maple-Brown Abbott Funds Plc - Asi..	Close	Financials	-1.66%

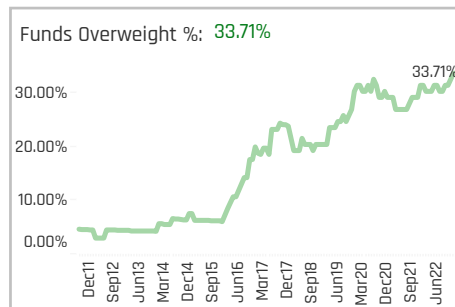
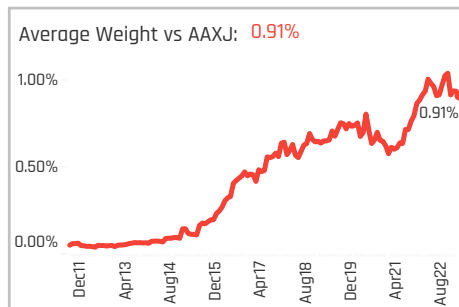
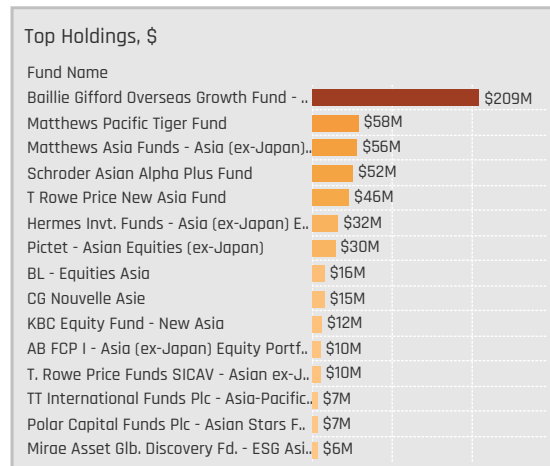
Largest Fund Level Stock Inflows/Outflows, \$

Fund Name	Stock Name	New..	Flow
T Rowe Price New Asia Fund	Ayala Land Inc.	New	\$10M
FTIF SICAV - Asian Growth Fund	SM Investments Corpora..		\$4M
Swedbank Robur Asienfond	SM Investments Corpora..	New	\$4M
Swedbank Robur Asienfond	BDO Unibank, Inc.		\$3M
T. Rowe Price Funds SICAV - Asian ..	Ayala Land Inc.	New	\$2M
Sydinvest Fjernosten	Bloomberry Resorts Corp..	New	\$2M
Carnegie Asia	Jollibee Foods Corp.		\$1M
SEB Asia (ex-Japan) Fund	International Container T..		(\$2M)
AB FCP I - Asia (ex-Japan) Equity P..	Ayala Land Inc.		(\$2M)
Swedbank Robur Asienfond	International Container T..	Close	(\$3M)
Matthews Asian Growth & Income ..	Bank of the Philippine Isl..		(\$3M)
Fidelity Invt. Funds - Asia Fund	Robinsons Retail Holding..		(\$5M)
Fidelity Invt. Funds - Asia Fund	Alliance Global Group Inc.	Close	(\$6M)
Matthews Pacific Tiger Fund	SM Prime Holdings, Inc.		(\$13M)



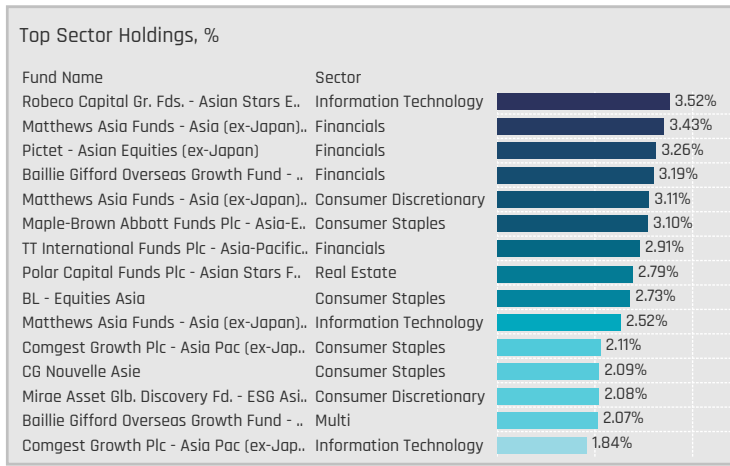
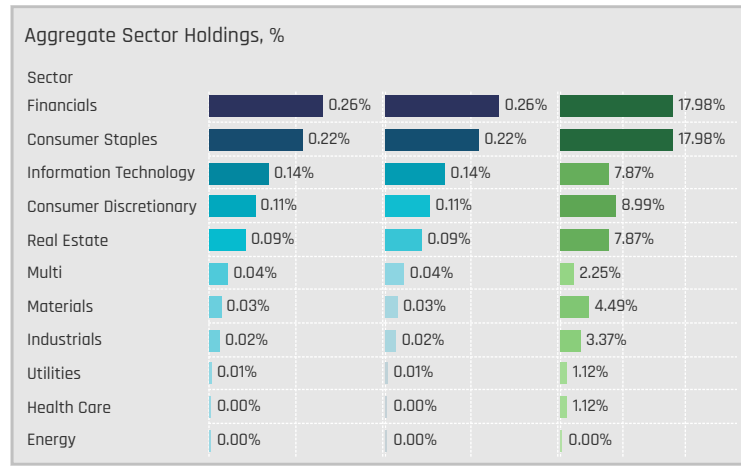
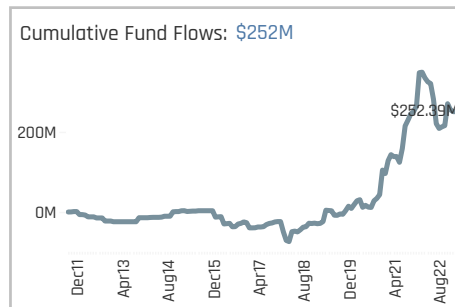
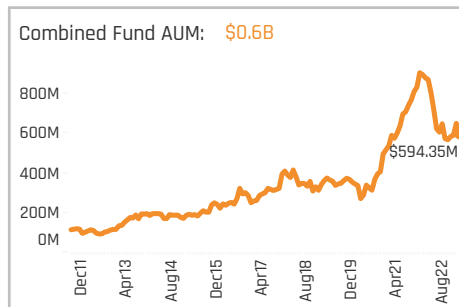
Aggregate Stock Holdings Data, Ranked by Most Widely Held.

Ticker	Stock Name	Funds Invested %	Average Weight	Vs Benchmark	Fund AUM, \$
VNM-VN	Vietnam Dairy Products Corp.	13.48%	0.17%	0.17%	\$140M
TCB-VN	Vietnam Technological & Com..	7.87%	0.07%	0.07%	\$9M
FPT-VN	FPT Corp.	7.87%	0.14%	0.14%	\$26M
VCB-VN	Joint Stock Commercial Bank ..	6.74%	0.08%	0.08%	\$78M
MWG-VN	Mobile World Investment Corp	6.74%	0.06%	0.06%	\$17M
MBB-VN	Military Commercial Joint Sta..	5.62%	0.05%	0.05%	\$36M
VRE-VN	Vincom Retail JSC	4.49%	0.03%	0.03%	\$5M
VHM-VN	Vinhomes JSC	4.49%	0.03%	0.03%	\$6M
HPG-VN	Hoa Phat Group JSC	4.49%	0.03%	0.03%	\$49M
MSN-VN	Masan Group Corporation	3.37%	0.03%	0.03%	\$4M
VPB-VN	Vietnam Prosperity Joint-Sto..	2.25%	0.01%	0.01%	\$15M
VIC-VN	Vingroup Joint Stock Company	2.25%	0.00%	0.00%	\$1M
VEIL-GB	Vietnam Enterprise Investme..	2.25%	0.04%	0.04%	\$96M
PNJ-VN	Phu Nhuan Jewelry JSC	2.25%	0.04%	0.04%	\$12M
NLG-VN	Nam Long Investment Corp.	2.25%	0.02%	0.02%	\$8M



Top Stock Holdings, %

Fund Name	Ticker	Stock Name	Percentage
Robeco Capital Gr. Fds. - Asian Stars E..	FPT-VN	FPT Corp.	3.52%
Pictet - Asian Equities (ex-Japan)	VCB-VN	Joint Stock Commerci..	3.26%
Maple-Brown Abbott Funds Plc - Asia-E..	VNM-VN	Vietnam Dairy Product..	3.10%
BL - Equities Asia	VNM-VN	Vietnam Dairy Product..	2.73%
Matthews Asia Funds - Asia (ex-Japan)..	FPT-VN	FPT Corp.	2.52%
Matthews Asia Funds - Asia (ex-Japan)..	ACB-VN	Asia Commercial Joint..	2.44%
Comgest Growth Plc - Asia Pac (ex-Jap..	VNM-VN	Vietnam Dairy Product..	2.11%
CG Nouvelle Asie	VNM-VN	Vietnam Dairy Product..	2.09%
Mirae Asset Glb. Discovery Fd. - ESG Asi..	PNJ-VN	Phu Nhuan Jewelry J..	2.08%
Baillie Gifford Overseas Growth Fund - ..	VEIL-GB	Vietnam Enterprise In..	2.07%
Comgest Growth Plc - Asia Pac (ex-Jap..	FPT-VN	FPT Corp.	1.84%
CG Nouvelle Asie	MWG-VN	Mobile World Investm..	1.83%
Comgest Growth Plc - Asia Pac (ex-Jap..	MWG-VN	Mobile World Investm..	1.82%
Janus Henderson Asia Equity Fund	MSN-VN	Masan Group Corpora..	1.78%
Schroder Asian Alpha Plus Fund	VEIL-GB	Vietnam Enterprise In..	1.78%



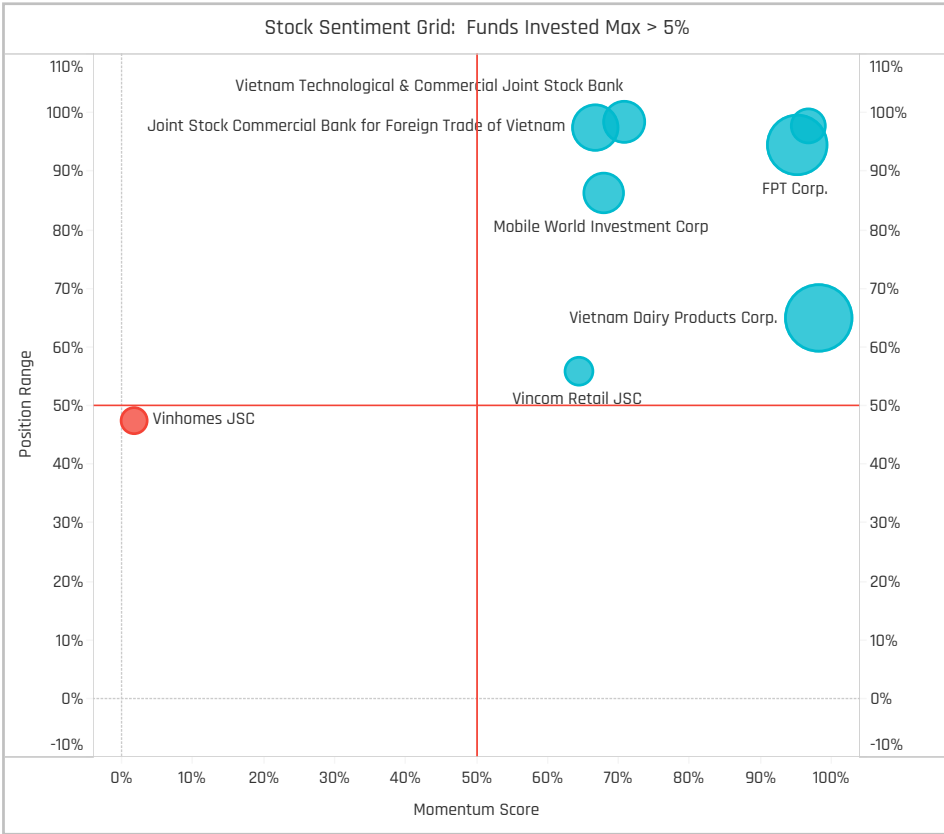
Top Stock Holdings, \$

Fund Name	Ticker	Stock Name	Amount
Baillie Gifford Overseas Growth Fund - ..	VEIL-GB	Vietnam Enterprise Inve..	\$63M
Matthews Pacific Tiger Fund	VNM-VN	Vietnam Dairy Products ..	\$58M
Baillie Gifford Overseas Growth Fund - ..	HDB-VN	Ho Chi Minh City Develo..	\$44M
Schroder Asian Alpha Plus Fund	VEIL-GB	Vietnam Enterprise Inve..	\$34M
Hermes Inv. Funds - Asia (ex-Japan) E..	VNM-VN	Vietnam Dairy Products ..	\$32M
Pictet - Asian Equities (ex-Japan)	VCB-VN	Joint Stock Commercial ..	\$30M
Baillie Gifford Overseas Growth Fund - ..	MBB-VN	Military Commercial Jai..	\$29M
Baillie Gifford Overseas Growth Fund - ..	HPG-VN	Hoa Phat Group JSC	\$27M
T Rowe Price New Asia Fund	VCB-VN	Joint Stock Commercial ..	\$26M
Schroder Asian Alpha Plus Fund	VNM-VN	Vietnam Dairy Products ..	\$18M
T Rowe Price New Asia Fund	HPG-VN	Hoa Phat Group JSC	\$17M
BL - Equities Asia	VNM-VN	Vietnam Dairy Products ..	\$16M
Baillie Gifford Overseas Growth Fund - ..	VCB-VN	Joint Stock Commercial ..	\$14M
Matthews Asia Funds - Asia (ex-Japan)..	FPT-VN	FPT Corp.	\$12M
Matthews Asia Funds - Asia (ex-Japan)..	ACB-VN	Asia Commercial Joint S..	\$12M

Largest Changes in Fund Weight, %

Fund Name	New or C..	Change
Matthews Asia Funds - Asia (ex-..		4.00%
Maple-Brown Abbott Funds Plc -..	New	3.10%
Nordea Asian Stars Fund	New	1.08%
TT International Funds Plc - Asia..		1.08%
Pictet - Asian Equities (ex-Japan)		0.49%
T Rowe Price New Asia Fund		0.27%
T. Rowe Price Funds SICAV - Asi..		0.25%
Janus Henderson Asia Equity Fu..		-1.08%
Baillie Gifford Overseas Growth ..		-1.24%
CG Nouvelle Asie		-1.43%
Mirae Asset Gbl. Discovery Fd. - ..		-1.49%
Comgest Growth Plc - Asia Pac (.		-1.55%
AB FCP I - Asia (ex-Japan) Equit..		-2.48%
Carnegie Asia		-4.04%

Ave Wgt Δ	Funds Invested Δ	Fund Flows, \$	Av Wgt vs AAXJ Δ	Funds O/W % Δ
-0.06%	3.37%	\$38M	-0.06%	3.37%



Aggregate Stock Holdings Changes

Ticker	Stock Name	Funds Invested % Δ	Average Weight Δ	Fund Flows, \$
MWG-VN	Mobile World Investment Corp	3.37%	-0.02%	\$14M
TCB-VN	Vietnam Technological & Com..	2.25%	0.00%	\$4M
ACB-VN	Asia Commercial Joint Stock B..	2.25%	0.03%	\$11M
VNM-VN	Vietnam Dairy Products Corp.	1.12%	0.04%	\$0M
PNJ-VN	Phu Nhuan Jewelry JSC	1.12%	0.01%	\$7M
NLG-VN	Nam Long Investment Corp.	1.12%	0.01%	\$9M
MBB-VN	Military Commercial Joint Stoc..	1.12%	0.01%	\$2M
BHN-VN	Hanoi Beer Alcohol and Beveraa..	0.00%	0.00%	\$0M
AGR-VN	AgriBank Securities JSC	0.00%	0.00%	\$0M
116461-LU	Vietnam Resource Investment..	0.00%	0.00%	\$0M
MSN-VN	Masan Group Corporation	-1.12%	-0.03%	(\$5M)
HTN-VN	Hung Thinh Incons JSC	-1.12%	0.00%	\$0M
CTD-VN	Coteccons Construction JSC	-1.12%	0.00%	\$0M
VHM-VN	Vinhomes JSC	-2.25%	-0.05%	(\$3M)

Largest Fund Flows, \$

Fund Name	New or Cl..	Flow
Matthews Asia Funds - Asia (ex..		\$53M
Schroder Asian Alpha Plus Fund		\$4M
Nordea Asian Stars Fund	New	\$3M
TT International Funds Plc - Asi..		\$3M
T Rowe Price New Asia Fund		\$2M
Polar Capital Funds Plc - Asian ..		\$2M
CG Nouvelle Asie		\$1M
Janus Henderson Asia Equity F..		\$0M
Handelsbanken Asien Tema		(\$1M)
Mirae Asset Gbl. Discovery Fd. -..		(\$2M)
Matthews Pacific Tiger Fund		(\$4M)
Carnegie Asia		(\$4M)
Baillie Gifford Overseas Growth ..		(\$7M)
AB FCP I - Asia (ex-Japan) Equi..		(\$12M)

Largest Fund Level Changes in Stock Weight, %

Fund Name	Stock Name	New ..	Change
Maple-Brown Abbott Funds Plc - A..	Vietnam Dairy Products C..	New	3.10%
Matthews Asia Funds - Asia (ex-Ja..	FPT Corp.	New	2.52%
Matthews Asia Funds - Asia (ex-Ja..	Asia Commercial Joint St..	New	2.44%
Matthews Asia Funds - Asia (ex-Ja..	Phu Nhuan Jewelry JSC	New	1.68%
Matthews Asia Funds - Asia (ex-Ja..	Nam Long Investment Co..	New	1.56%
Matthews Asia Funds - Asia (ex-Ja..	Mobile World Investment..	New	1.37%
Nordea Asian Stars Fund	Military Commercial Join..	New	1.08%
CG Nouvelle Asie	Mobile World Investment..		-1.26%
Matthews Asia Funds - Asia (ex-Ja..	Vietnam Prosperity Joint..		-1.30%
Comgest Growth Plc - Asia Pac (ex..	Mobile World Investment..		-1.41%
Janus Henderson Asia Equity Fund	Vinhomes JSC	Close	-1.47%
Carnegie Asia	Masan Group Corporation	Close	-1.87%
Carnegie Asia	Vinhomes JSC	Close	-2.42%
Matthews Asia Funds - Asia (ex-Ja..	Hoa Phat Group JSC	Close	-4.88%

Aggregate Country Holding Changes

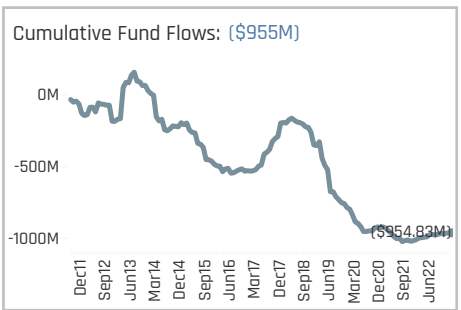
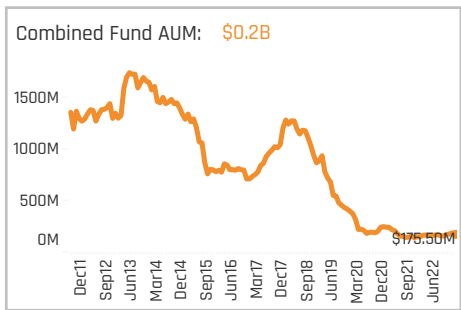
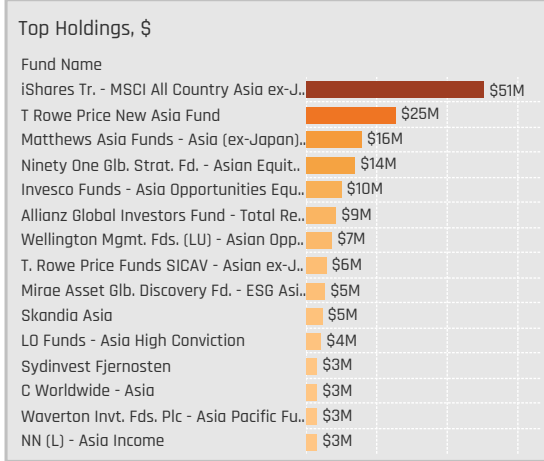
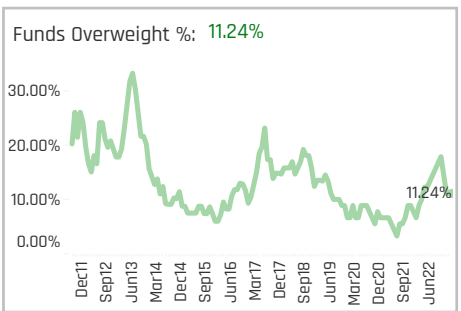
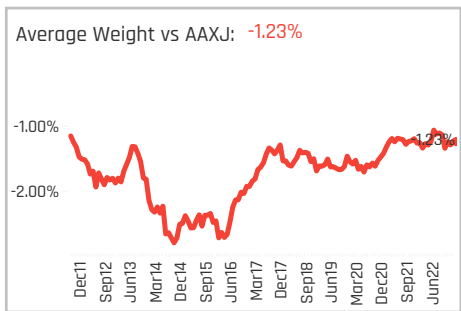
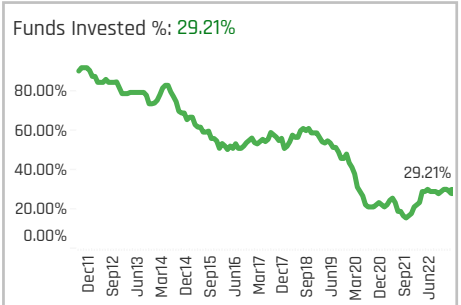
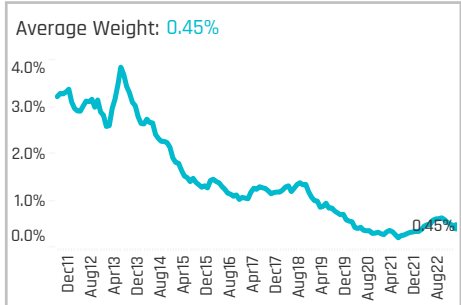
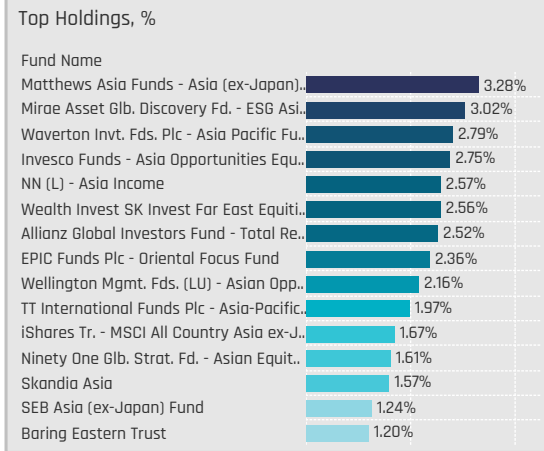
Sector	Change	Flow
Financials	3.37%	\$0.02M
Consumer Discretionary	2.25%	-\$21M
Materials	1.12%	\$12M
Information Technology	1.12%	\$7M
Consumer Staples	1.12%	\$0M
Utilities	0.00%	\$0M
Multi	0.00%	-\$2M
Industrials	0.00%	\$1M
Health Care	0.00%	\$0M
Energy	0.00%	\$0M
Real Estate	-1.12%	\$1M

Largest Changes in Fund Country Weight, %

Fund Name	New o..	Sector	Change
Maple-Brown Abbott Funds Plc - Asi..	New	Consumer Staples	3.10%
Matthews Asia Funds - Asia (ex-Jap..		Consumer Discretionary	2.69%
Matthews Asia Funds - Asia (ex-Jap..	New	Information Technology	2.52%
Matthews Asia Funds - Asia (ex-Jap..	New	Real Estate	1.56%
Matthews Asia Funds - Asia (ex-Jap..		Financials	1.14%
Nordea Asian Stars Fund	New	Financials	1.08%
Matthews Asia Funds - Asia (ex-Jap..	New	Consumer Staples	0.95%
AB FCP I - Asia (ex-Japan) Equity Po..		Information Technology	-1.14%
CG Nouvelle Asie		Consumer Discretionary	-1.26%
Comgest Growth Plc - Asia Pac (ex..		Consumer Discretionary	-1.41%
Janus Henderson Asia Equity Fund	Close	Real Estate	-1.47%
Carnegie Asia	Close	Consumer Staples	-1.87%
Carnegie Asia	Close	Real Estate	-2.42%
Matthews Asia Funds - Asia (ex-Jap..	Close	Materials	-4.88%

Largest Fund Level Stock Inflows/Outflows, \$

Fund Name	Stock Name	New..	Flow
T Rowe Price New Asia Fund	Hoa Phat Group JSC	New	\$16M
Matthews Asia Funds - Asia (ex-Ja..	FPT Corp.	New	\$12M
Matthews Asia Funds - Asia (ex-Ja..	Mobile World Investment..	New	\$11M
Matthews Asia Funds - Asia (ex-Ja..	Asia Commercial Joint St..	New	\$10M
Matthews Asia Funds - Asia (ex-Ja..	Nam Long Investment Co..	New	\$9M
Matthews Asia Funds - Asia (ex-Ja..	Phu Nhuan Jewelry JSC	New	\$8M
Matthews Asia Funds - Asia (ex-Ja..	KIDO Group Corporation	New	\$5M
JPMorgan Fund ICVC - Asia Growth..	Masan Group Corporation		(\$3M)
T. Rowe Price Funds SICAV - Asian ..	Joint Stock Commercial ..		(\$4M)
Matthews Pacific Tiger Fund	Vietnam Dairy Products C..		(\$4M)
AB FCP I - Asia (ex-Japan) Equity P..	Vincom Retail JSC		(\$5M)
AB FCP I - Asia (ex-Japan) Equity P..	FPT Corp.		(\$5M)
Matthews Asia Funds - Asia (ex-Ja..	Hoa Phat Group JSC	Close	(\$6M)
T Rowe Price New Asia Fund	Joint Stock Commercial ..		(\$16M)

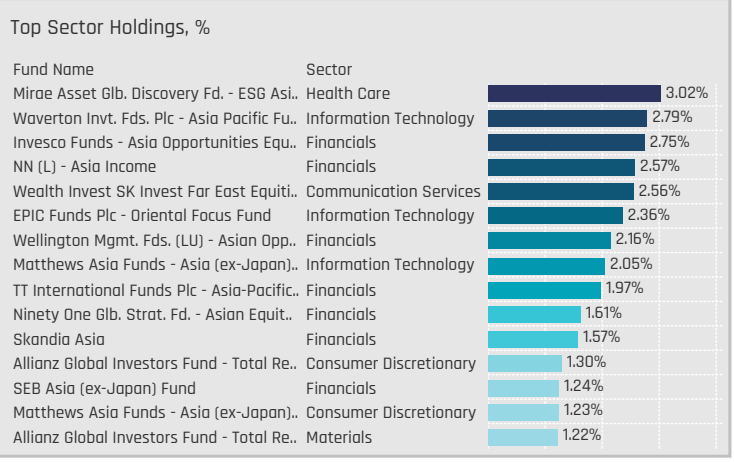
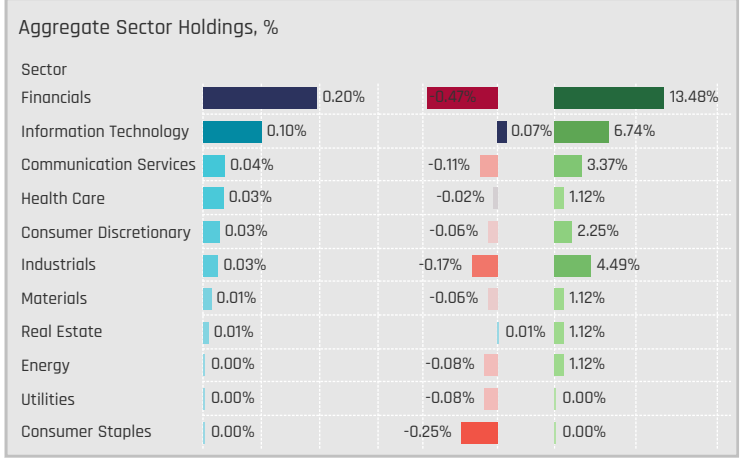


Aggregate Stock Holdings Data, Ranked by Most Widely Held.

Ticker	Stock Name	Funds Invested %	Average Weight	Vs Benchmark	Fund AUM, \$
1155-MY	Malayan Banking Bhd.	5.62%	0.08%	-0.09%	\$20M
1023-MY	CIMB Group Holdings Bhd	5.62%	0.06%	-0.09%	\$53M
1295-MY	Public Bank Bhd	4.49%	0.04%	-0.18%	\$18M
0138-MY	My E.G. Services Bhd.	3.37%	0.06%	0.06%	\$7M
5031-MY	TIME dotCom Bhd.	2.25%	0.04%	0.04%	\$2M
0128-MY	Frontken Corp. Bhd.	2.25%	0.03%	0.03%	\$10M
8869-MY	Press Metal Aluminium Holdin..	1.12%	0.01%	-0.06%	\$4M
7277-MY	Dialog Group Bhd.	1.12%	0.00%	-0.03%	\$2M
7155-MY	SKP Resources Bhd.	1.12%	0.01%	0.01%	\$1M
5819-MY	Hong Leong Bank Bhd.	1.12%	0.02%	-0.03%	\$7M
5296-MY	MR. D.I.Y. Group (M) Bhd.	1.12%	0.01%	0.00%	\$6M
5227-MY	IGB Real Estate Investment Tr..	1.12%	0.01%	0.01%	\$1M
5225-MY	IHH Healthcare Bhd.	1.12%	0.03%	-0.01%	\$7M
5183-MY	PETRONAS Chemicals Group B..	1.12%	0.01%	-0.06%	\$6M
5168-MY	Hartalega Holdings Bhd.	1.12%	0.00%	-0.01%	\$0M

Top Stock Holdings, %

Fund Name	Ticker	Stock Name	Weight
Mirae Asset Glob. Discovery Fd. - ESG Asi...	5225-MY	IHH Healthcare Bhd.	3.02%
Waverton Invnt. Fds. Plc - Asia Pacific Fu...	0138-MY	My E.G. Services Bhd.	2.79%
NN (L) - Asia Income	1155-MY	Malayan Banking Bhd.	2.57%
Wealth Invest SK Invest Far East Equiti...	5031-MY	TIME dotCom Bhd.	2.56%
EPIC Funds Plc - Oriental Focus Fund	0138-MY	My E.G. Services Bhd.	2.36%
Wellington Mgmt. Fds. (LU) - Asian Opp...	1155-MY	Malayan Banking Bhd.	2.16%
Matthews Asia Funds - Asia (ex-Japan)...	0128-MY	Frontken Corp. Bhd.	2.05%
TT International Funds Plc - Asia-Pacific...	1023-MY	CIMB Group Holdings ..	1.97%
Ninety One Glob. Strat. Fd. - Asian Equit...	1023-MY	CIMB Group Holdings ..	1.61%
Skandia Asia	1155-MY	Malayan Banking Bhd.	1.57%
Invesco Funds - Asia Opportunities Equ...	5819-MY	Hong Leong Bank Bhd.	1.49%
Allianz Global Investors Fund - Total Re...	3182-MY	Genting Bhd.	1.30%
Invesco Funds - Asia Opportunities Equ...	1295-MY	Public Bank Bhd	1.27%
SEB Asia (ex-Japan) Fund	1295-MY	Public Bank Bhd	1.24%
Matthews Asia Funds - Asia (ex-Japan)...	5296-MY	MR. D.I.Y. Group (M) Bh...	1.23%



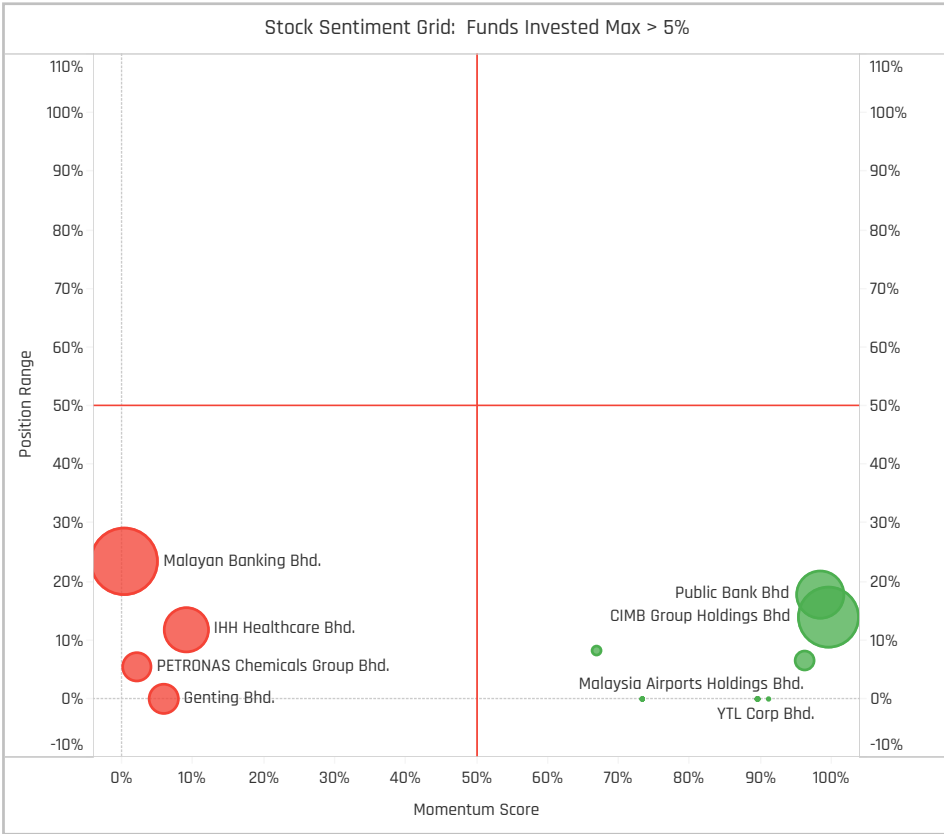
Top Stock Holdings, \$

Fund Name	Ticker	Stock Name	Value
T Rowe Price New Asia Fund	1023-MY	CIMB Group Holdings Bhd	\$25M
Ninety One Glob. Strat. Fd. - Asian Equit...	1023-MY	CIMB Group Holdings Bhd	\$14M
Matthews Asia Funds - Asia (ex-Japan)...	0128-MY	Frontken Corp. Bhd.	\$10M
Wellington Mgmt. Fds. (LU) - Asian Opp...	1155-MY	Malayan Banking Bhd.	\$7M
iShares Tr. - MSCI All Country Asia ex-J...	1295-MY	Public Bank Bhd	\$7M
Matthews Asia Funds - Asia (ex-Japan)...	5296-MY	MR. D.I.Y. Group (M) Bhd.	\$6M
T. Rowe Price Funds SICAV - Asian ex-J...	1023-MY	CIMB Group Holdings Bhd	\$6M
Invesco Funds - Asia Opportunities Equ...	5819-MY	Hong Leong Bank Bhd.	\$6M
Mirae Asset Glob. Discovery Fd. - ESG Asi...	5225-MY	IHH Healthcare Bhd.	\$5M
iShares Tr. - MSCI All Country Asia ex-J...	1155-MY	Malayan Banking Bhd.	\$5M
Invesco Funds - Asia Opportunities Equ...	1295-MY	Public Bank Bhd	\$5M
iShares Tr. - MSCI All Country Asia ex-J...	1023-MY	CIMB Group Holdings Bhd	\$5M
Skandia Asia	1155-MY	Malayan Banking Bhd.	\$5M
Allianz Global Investors Fund - Total Re...	3182-MY	Genting Bhd.	\$4M
Allianz Global Investors Fund - Total Re...	5183-MY	PETRONAS Chemicals Gr..	\$4M

Largest Changes in Fund Weight, %

Fund Name	New or C..	Change
TT International Funds Plc - Asia..	New	1.97%
T. Rowe Price Funds SICAV - Asi..	New	0.94%
T Rowe Price New Asia Fund	New	0.93%
Sydinvest Fjernosten		0.77%
LO Funds - Asia High Conviction	New	0.70%
SEB Asia (ex-Japan) Fund		0.53%
Nordea 1 - Asia ex-Japan Equity ..		0.52%
EPIC Funds Plc - Oriental Focus ..		-1.12%
Lansforsakringar Asienfonden		-1.46%
Baring Eastern Trust		-1.53%
Carnegie Asia	Close	-1.91%
BlackRock Global Funds - Asian ..	Close	-2.66%
Maple-Brown Abbott Funds Plc - ..	Close	-2.75%
Matthews Asia Funds - Asia (ex-..		-4.59%

Ave Wgt Δ	Funds Invested Δ	Fund Flows, \$	Av Wgt vs AAXJ Δ	Funds O/W % Δ
-0.17%	0.00%	\$17M	-0.13%	-4.49%



Aggregate Stock Holdings Changes

Ticker	Stock Name	Funds Invested % Δ	Average Weight Δ	Fund Flows, \$
1023-MY	CIMB Group Holdings Bhd	3.37%	0.04%	\$35M
1295-MY	Public Bank Bhd	2.25%	0.02%	\$7M
5031-MY	TIME dotCom Bhd.	1.12%	0.01%	\$2M
5014-MY	Malaysia Airports Holdings Bhd.	1.12%	0.01%	\$2M
Y8899AA8	Top Glove Labuan Ltd. 2.0% 01..	0.00%	0.00%	
Y1251BAA7	Cerah Capital Ltd. 0.0% 08-AU..	0.00%	0.00%	
X6SLW5.W-MY	IJM Land Bhd Warrants 2008-1..	0.00%	0.00%	
0097-MY	Vitrox Corp. Bhd.	0.00%	0.00%	
0047-MY	Perisai Petroleum Teknologi B..	0.00%	0.00%	
5225-MY	IHH Healthcare Bhd.	-1.12%	0.00%	\$0M
4707-MY	Nestle (Malaysia) Bhd.	-1.12%	0.00%	\$0M
3182-MY	Genting Bhd.	-1.12%	-0.03%	\$0M
5183-MY	PETRONAS Chemicals Group B..	-2.25%	-0.03%	(\$3M)
1155-MY	Malayan Banking Bhd.	-4.49%	-0.08%	(\$28M)

Largest Fund Flows, \$

Fund Name	New or Cl..	Flow
T Rowe Price New Asia Fund	New	\$27M
T. Rowe Price Funds SICAV - Asi..	New	\$6M
LO Funds - Asia High Conviction	New	\$4M
TT International Funds Plc - Asi..	New	\$3M
Sydinvest Fjernosten		\$2M
Invesco Funds - Asia Opportuni..		\$2M
iShares Tr. - MSCI All Country A..		\$1M
Ninety One Glob. Strat. Fd. - Asia..		\$0M
Maple-Brown Abbott Funds Plc ..	Close	\$0M
NN (L) - Asia Income		(\$1M)
Lansforsakringar Asienfonden		(\$2M)
Baring Eastern Trust		(\$2M)
Carnegie Asia	Close	(\$2M)
BlackRock Global Funds - Asian ..	Close	(\$22M)

Largest Fund Level Changes in Stock Weight, %

Fund Name	Stock Name	New ..	Change
TT International Funds Plc - Asia-P..	CIMB Group Holdings Bhd	New	1.97%
SEB Asia (ex-Japan) Fund	Public Bank Bhd	New	1.24%
T. Rowe Price Funds SICAV - Asian ..	CIMB Group Holdings Bhd	New	0.94%
T Rowe Price New Asia Fund	CIMB Group Holdings Bhd	New	0.93%
LO Funds - Asia High Conviction	Public Bank Bhd	New	0.70%
Sydinvest Fjernosten	TIME dotCom Bhd.	New	0.62%
Sydinvest Fjernosten	Malaysia Airports Holdin..	New	0.53%
Lansforsakringar Asienfonden	Malayan Banking Bhd.		-1.46%
Baring Eastern Trust	PETRONAS Chemicals Gro..	Close	-1.63%
Carnegie Asia	Malayan Banking Bhd.	Close	-1.91%
BlackRock Global Funds - Asian Gr..	Malayan Banking Bhd.	Close	-2.66%
Maple-Brown Abbott Funds Plc - A..	Genting Bhd.	Close	-2.75%
Matthews Asia Funds - Asia (ex-Ja..	Frontken Corp. Bhd.		-4.56%
Matthews Asia Funds - Asia (ex-Ja..	MR. D.I.Y. Group (M) Bhd.		-4.59%

Aggregate Country Holding Changes

Sector	Change	Flow
Industrials	1.12%	\$2M
Financials	1.12%	\$15M
Communication Services	1.12%	\$2M
Utilities	0.00%	\$0M
Real Estate	0.00%	\$0M
Multi	0.00%	\$0M
Information Technology	-0.07%	\$0M
Energy	0.00%	\$0M
Health Care	-1.12%	\$0M
Consumer Staples	-1.12%	\$0M
Consumer Discretionary	-1.12%	\$0M
Materials	-2.25%	(\$3M)

Largest Changes in Fund Country Weight, %

Fund Name	New o..	Sector	Change
TT International Funds Plc - Asia-Pa..	New	Financials	1.97%
SEB Asia (ex-Japan) Fund	New	Financials	1.24%
T. Rowe Price Funds SICAV - Asian e..	New	Financials	0.94%
T Rowe Price New Asia Fund	New	Financials	0.93%
LO Funds - Asia High Conviction	New	Financials	0.70%
Sydinvest Fjernosten	New	Communication Services	0.62%
Sydinvest Fjernosten	New	Industrials	0.53%
Lansforsakringar Asienfonden		Financials	-1.46%
Baring Eastern Trust	Close	Materials	-1.63%
Carnegie Asia	Close	Financials	-1.91%
BlackRock Global Funds - Asian Gro..	Close	Financials	-2.66%
Maple-Brown Abbott Funds Plc - Asi..	Close	Consumer Discretionary	-2.75%
Matthews Asia Funds - Asia (ex-Jap..		Information Technology	-4.56%
Matthews Asia Funds - Asia (ex-Jap..		Consumer Discretionary	-4.59%

Largest Fund Level Stock Inflows/Outflows, \$

Fund Name	Stock Name	New..	Flow
T Rowe Price New Asia Fund	CIMB Group Holdings Bhd	New	\$27M
T. Rowe Price Funds SICAV - Asian ..	CIMB Group Holdings Bhd	New	\$6M
LO Funds - Asia High Conviction	Public Bank Bhd	New	\$4M
TT International Funds Plc - Asia-Pa..	CIMB Group Holdings Bhd	New	\$3M
SEB Asia (ex-Japan) Fund	Public Bank Bhd	New	\$3M
Invesco Funds - Asia Opportunities ..	Hong Leong Bank Bhd.		\$2M
Sydinvest Fjernosten	Malaysia Airports Holdin..	New	\$2M
NN (L) - Asia Income	Malayan Banking Bhd.		(\$1M)
Sydinvest Fjernosten	Malayan Banking Bhd.	Close	(\$1M)
SEB Asia (ex-Japan) Fund	PETRONAS Chemicals Gro..	Close	(\$1M)
Baring Eastern Trust	PETRONAS Chemicals Gro..	Close	(\$2M)
Lansforsakringar Asienfonden	Malayan Banking Bhd.		(\$2M)
Carnegie Asia	Malayan Banking Bhd.	Close	(\$2M)
BlackRock Global Funds - Asian Gro..	Malayan Banking Bhd.	Close	(\$22M)

DISCLAIMER

This report is published by, and remains the copyright of, Copley Fund Research Limited. Unless otherwise agreed with Copley Fund Research Limited, this report may only be used by the permitted recipients and shall not be provided to any third parties. Receipt of this report should not be taken as permission to reproduce, copy or use any of the charts or data in internal or external presentations. To do so requires separate permission from Copley Fund Research Limited.

Copley Fund Research Limited uses reasonable efforts to obtain information from reliable sources, but all Publications are provided on an "as is" basis without representation or warranty of any kind (neither express nor implied) and Copley Fund Research disclaims liability for any Publication not being complete, accurate, suitable and relevant for the recipient.

The comments in this publication are for general information purposes only and do not constitute personalised financial advice. No consideration has been taken of your personal financial situation or investment goals in preparing this publication and the distribution of this publication is not a personalised service under the Financial Advisers Act 2008. If you wish to receive personalised financial advice, please contact your Investment Advisor.

Further, nothing in this report shall constitute or be deemed to constitute investment advice or a recommendation or an offer or solicitation and is not the basis for any contract to purchase or sell any security or other instrument. Should you undertake any such activity based on information contained in this report, you do so entirely at your own risk and Copley Fund Research shall have no liability whatsoever for any loss, damage, costs or expenses incurred or suffered by you as a result.

For US Investors this report is solely for Institutional use – not for public distribution.

For Canadian investors this report is solely for use by accredited investors.

