



Global Equity
Active Fund Ownership Report
1/31/2023

Global Equity Active Fund Ownership Report 1/31/2023

Introduction

In this data report, we analyse the holdings of actively managed Global Equity Funds. The current fund sample spans 358 funds with a combined AUM of \$968.20Bn. The majority of strategies benchmark the MSCI All Country World Index

We analyse the latest published filings for all funds and aggregate together as of 1/31/2023. We show the most recent snapshot in positioning, time series data going back to 9/30/2012 and recent allocation shifts by the managers in our analysis.

Relative benchmark positioning is measured against the SPDR MSCI ACWI UCITS ETF (ACWI) - proportionally adjusted to remove any cash holdings to better replicate the index.

All Cash Flow calculations are on a best estimates basis. We use monthly position changes and month end prices to estimate the net buying and selling value for each stock within each fund in our analysis.

Contents

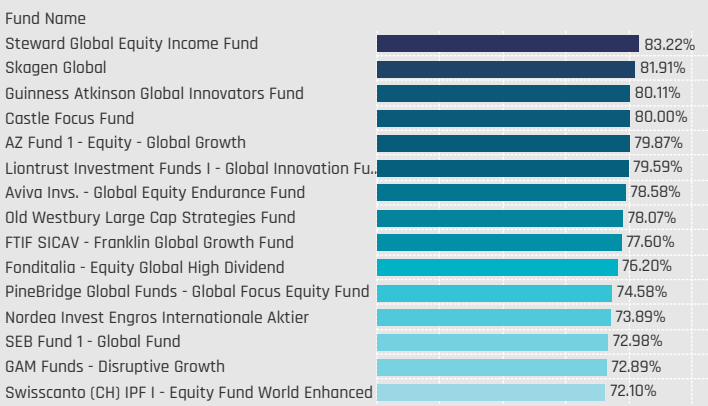
Regional Allocations	3
Country Allocations	7
Sector Group Allocations	13
Sector Allocations	17
Country / Sector Allocations	23
Stock Allocations	29
Sector Profiles	39
Country Profiles	62

Regional Allocations

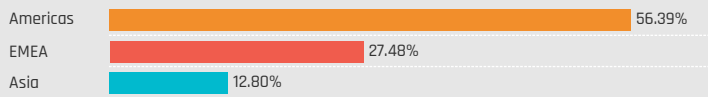


Regional Allocations

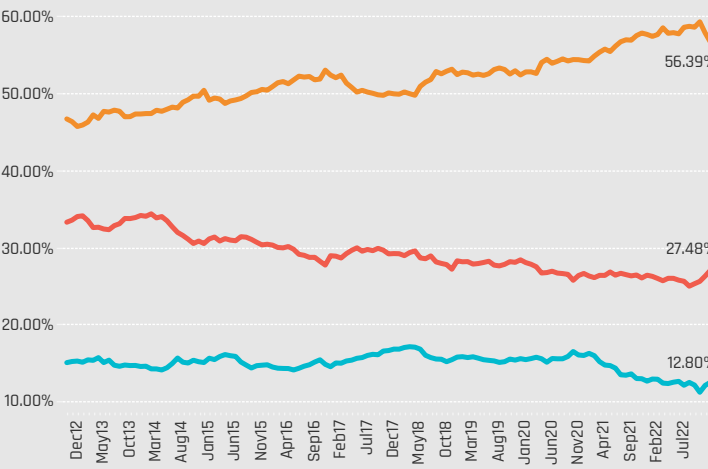
Americas: Largest Fund Weights, %



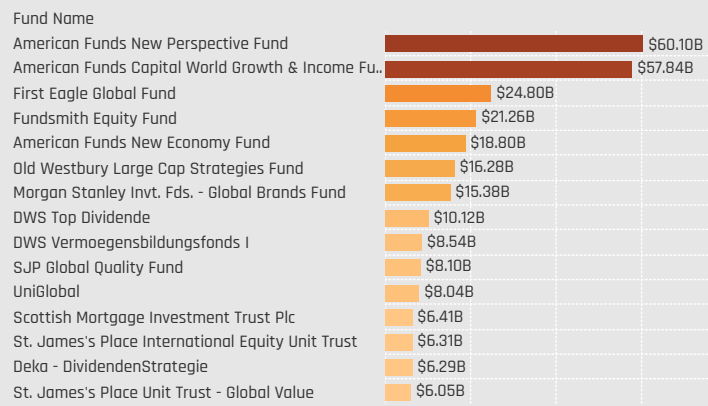
Average Fund Weight by Region



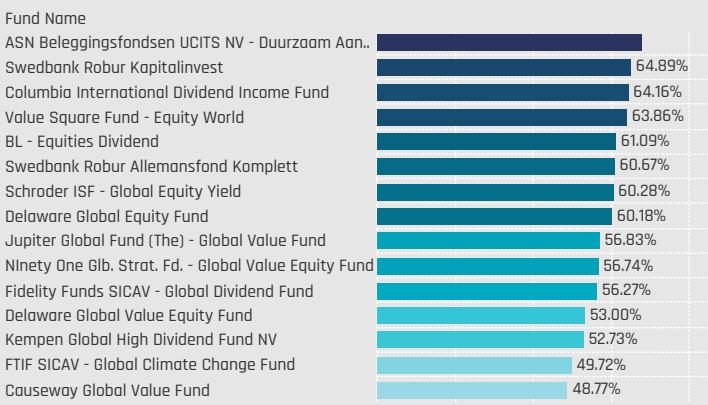
Average Fund Weight Time-Series by Region



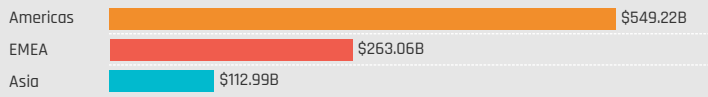
Americas: Largest Fund AUM, \$



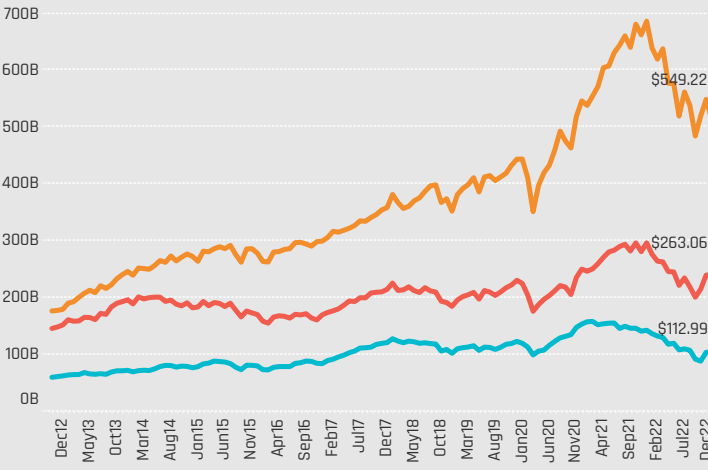
EMEA: Largest Fund Weights, %



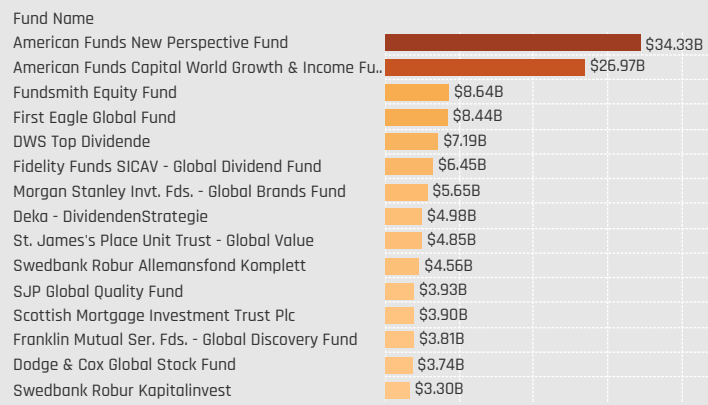
Combined Fund AUM, \$ by Region



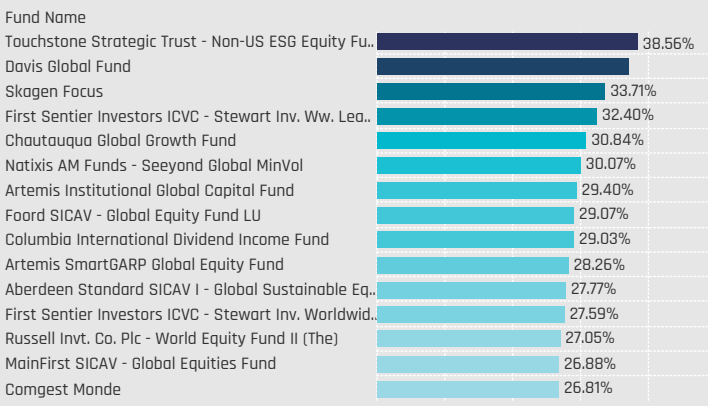
Combined Fund AUM, \$ Time-Series by Region



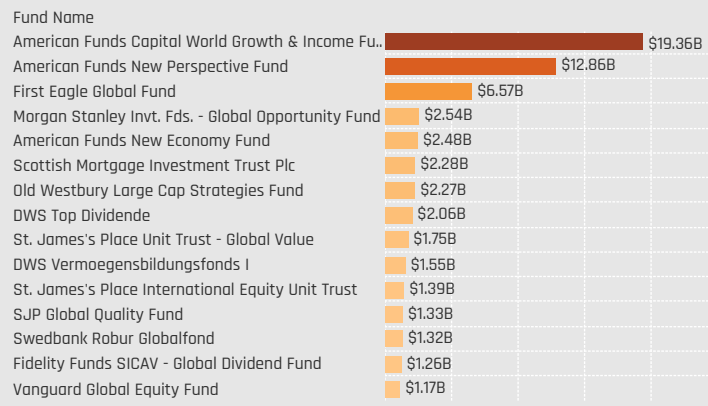
EMEA: Largest Fund AUM, \$



Asia: Largest Fund Weights, %

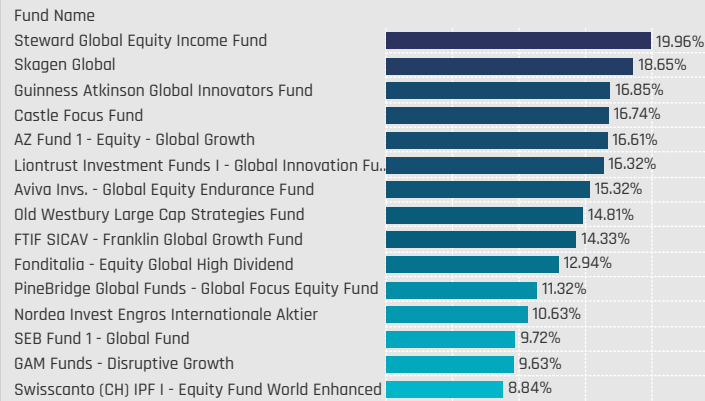


Asia: Largest Fund AUM, \$

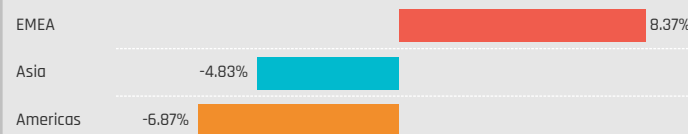


Regional Allocations Relative to Benchmark

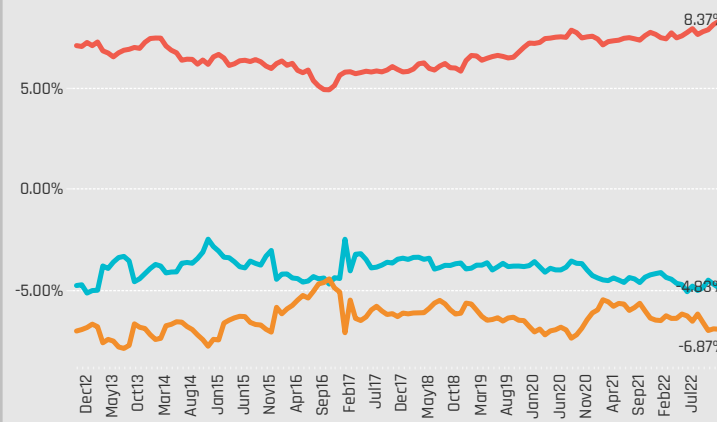
Americas: Largest Overweight Allocations, %



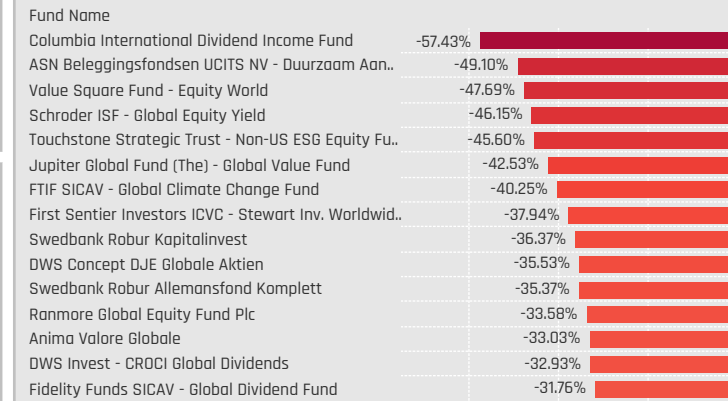
Average Fund Weight vs ACWI by Region



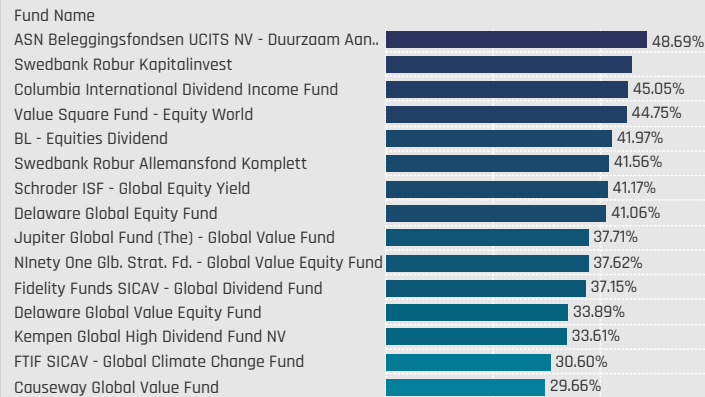
Average Fund Weight vs ACWI Time-Series by Region



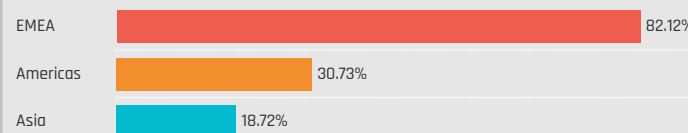
Americas: Largest Underweight Allocations, %



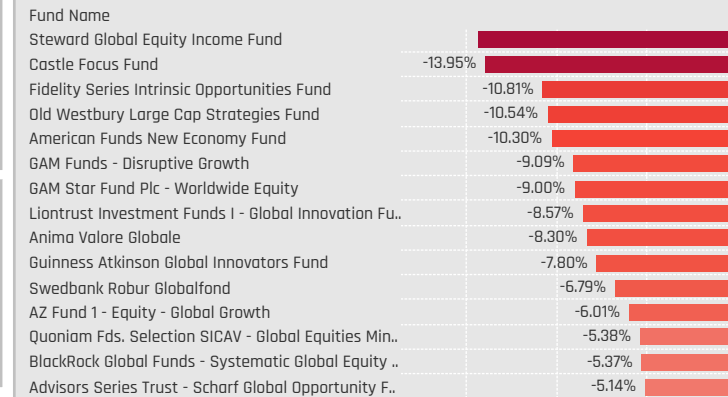
EMEA: Largest Overweight Allocations, %



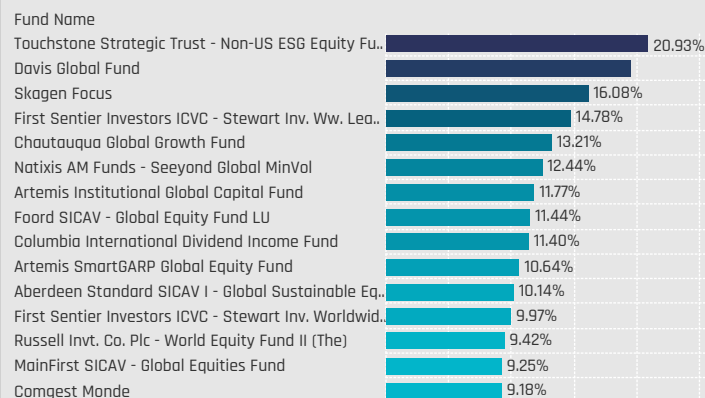
Percentage of Funds Overweight the ACWI by Region



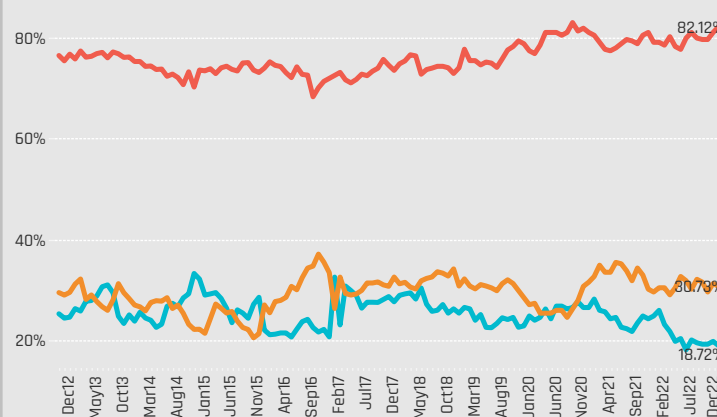
EMEA: Largest Underweight Allocations, %



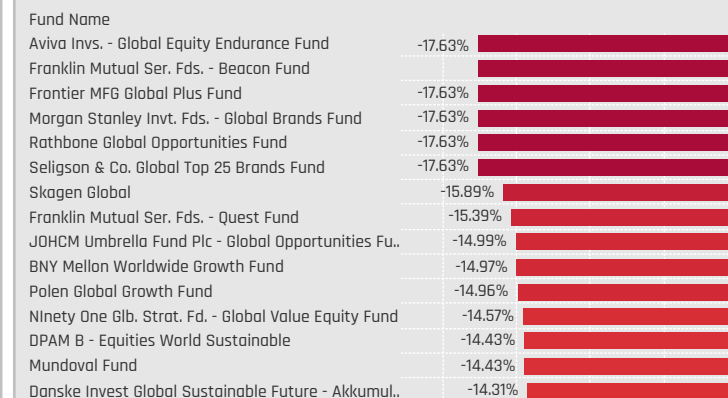
Asia: Largest Overweight Allocations, %



Percentage of Funds Overweight the ACWI Time-Series by Region



Asia: Largest Underweight Allocations, %



Regional Allocation Changes [Fund Level]

Americas: Largest Changes in Weight, %. 7/31/2022 - 1/31/2023

Fund Name	New or Closed	Fund Weight, %	Weight Change, %
Quilter Investors Series I - Global Unconstrained Equity Fund		67.25%	28.21%
Fidelity Series Intrinsic Opportunities Fund		66.12%	6.09%
GAM Funds - Disruptive Growth		72.89%	5.88%
JOHCM Umbrella Fund Plc - Global Select Fund		66.63%	5.05%
AZ Fund 1 - Equity - Global Growth		79.87%	4.57%
Swedbank Robur Kapitalinvest		26.89%	3.67%
GAM Star Fund Plc - Worldwide Equity		68.48%	3.21%
SEB Aktiesparfond		47.51%	-10.37%
Causeway Global Value Fund		39.33%	-10.46%
Invesco Global Invt. Ser. - Global Equity Fund (UK)		62.72%	-10.85%
Ninety One Glb. Strat. Fd. - Global Equity		53.07%	-11.07%
Artisan Global Equity Fund		43.32%	-14.62%
Castle Focus Fund		80.00%	-15.84%
Touchstone Strategic Trust - Non-US ESG Equity Fund		17.66%	-37.73%

Americas: Largest Fund Flows, \$. 7/31/2022 - 1/31/2023

Fund Name	New or Closed	Fund AUM, \$	Fund Flows, \$
Guinness Asset Mgmt. Fund Plc - Global Equity Income Fund		\$2,267M	\$605.2M
Old Westbury Large Cap Strategies Fund		\$16,278M	\$478.3M
JPMorgan Investment Funds - Global Dividend Fund		\$1,407M	\$458.7M
St. James's Place Unit Trust - Global Value		\$6,054M	\$321.2M
JPMorgan Investment Funds - Global Select Equity Fund		\$1,856M	\$317.5M
Falksams LO Varlden		\$3,713M	\$311.8M
UniNachhaltig Aktien Global		\$2,342M	\$275.9M
UniFavorit: Aktien		\$5,789M	(\$673.7M)
SEB Global Aktiefond		\$610M	(\$678.6M)
First Eagle Global Fund		\$24,799M	(\$693.7M)
American Funds Capital World Growth & Income Fund		\$57,838M	(\$1,405.5M)
St. James's Place International Equity Unit Trust		\$6,311M	(\$1,647.5M)
Fidelity Series Intrinsic Opportunities Fund		\$3,148M	(\$2,125.1M)
American Funds New Perspective Fund		\$60,105M	(\$4,065.9M)

EMEA: Largest Changes in Weight, %. 7/31/2022 - 1/31/2023

Fund Name	New or Closed	Fund Weight, %	Weight Change, %
Touchstone Strategic Trust - Non-US ESG Equity Fund		42.99%	19.51%
S&W Aubrey Capital Mgmt. Invt. Funds - Global Conviction ..		38.67%	14.06%
SEB Aktiesparfond		45.56%	12.15%
CS Invt. Fds. 2 - (Lux) Global Dividend Plus Equity Fund		37.89%	9.11%
Ninety One Glb. Strat. Fd. - Global Strategic Equity Fund		28.94%	8.34%
Robeco Capital Gr. Fds. - QI Global Momentum Equities		24.46%	8.05%
Ranmore Global Equity Fund Plc		46.09%	7.94%
Alger Global Focus Fund		40.13%	-4.05%
Russell Invt. Co. Plc - Acadian Global Equity Fund		22.15%	-4.25%
GAM Star Fund Plc - Worldwide Equity		10.11%	-4.82%
GAM Funds - Disruptive Growth		10.02%	-5.28%
Russell Invt. Co. Plc - Acadian Sustainable Glb. Equity UCITS		22.13%	-5.49%
Langleaf Partners Global Fund		25.75%	-8.08%
Quilter Investors Series I - Global Unconstrained Equity Fun..		18.69%	-33.65%

EMEA: Largest Fund Flows, \$. 7/31/2022 - 1/31/2023

Fund Name	New or Closed	Fund AUM, \$	Fund Flows, \$
American Funds New Perspective Fund		\$34,331M	\$1,806.6M
St. James's Place Unit Trust - Global Value		\$4,849M	\$940.3M
American Funds New Economy Fund		\$2,325M	\$716.6M
Morgan Stanley Invt. Fds. - Global Brands Fund		\$5,652M	\$447.1M
UniFavorit: Aktien		\$1,881M	\$405.1M
St. James's Place Unit Trust - Sust. & Responsible Eq.		\$2,300M	\$338.6M
Dodge & Cox Global Stock Fund		\$3,741M	\$298.5M
Baillie Gifford UK & Bal. Fds. - Global Alpha Growth		\$792M	(\$194.8M)
T Rowe Price Global Stock Fund		\$1,191M	(\$204.5M)
SEB Global Aktiefond		\$201M	(\$209.8M)
PGIM Jennison Global Opportunities Fund		\$2,191M	(\$338.0M)
St. James's Place International Equity Unit Trust		\$1,873M	(\$351.7M)
Fidelity Series Intrinsic Opportunities Fund		\$395M	(\$443.1M)
Franklin Mutual Ser. Fds. - Global Discovery Fund		\$3,813M	(\$455.0M)

Asia: Largest Changes in Weight, %. 7/31/2022 - 1/31/2023

Fund Name	New or Closed	Fund Weight, %	Weight Change, %
Touchstone Strategic Trust - Non-US ESG Equity Fund		38.56%	18.80%
Artisan Global Equity Fund		16.04%	7.92%
Quilter Investors Series I - Global Unconstrained Equity Fund		14.03%	7.33%
BlackRock Global Funds - Systematic Global Equity High Inco..		22.42%	6.87%
Baring Global Umbrella Fund - Global Leaders Fund		13.30%	5.45%
Natixis AM Funds - Seeyond Global MinVal		30.07%	4.94%
Kepler Risk Select Aktienfonds		21.59%	4.91%
JOHCM Umbrella Fund Plc - Global Select Fund		9.69%	-3.76%
UniGlobal		4.64%	-3.78%
Nuveen Global Dividend Growth Fund		10.33%	-3.96%
Ninety One Glb. Strat. Fd. - Global Value Equity Fund		3.05%	-4.20%
Baillie Gifford Investment Funds II ICVC - Global Stewardship		25.87%	-4.58%
S&W Aubrey Capital Mgmt. Invt. Funds - Global Conviction Fu..		14.24%	-5.40%
Fidelity Series Intrinsic Opportunities Fund		5.72%	-7.57%

Asia: Largest Fund Flows, \$. 7/31/2022 - 1/31/2023

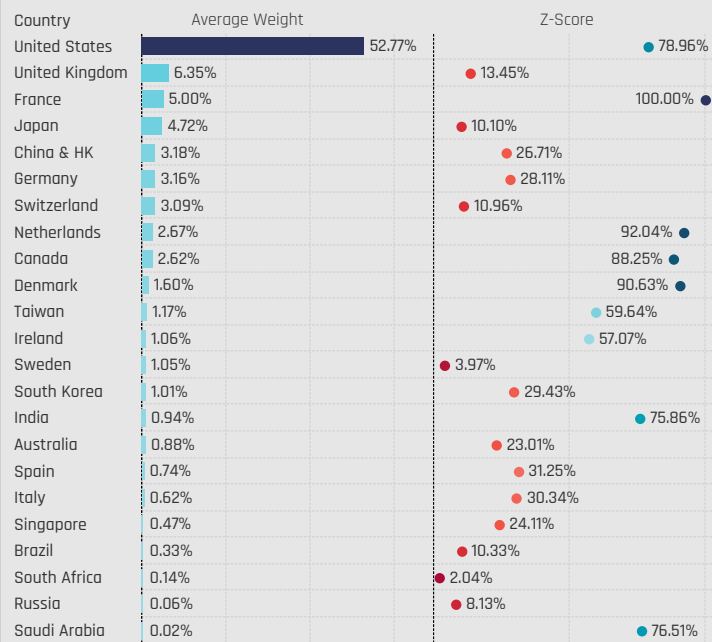
Fund Name	New or Closed	Fund AUM, \$	Fund Flows, \$
American Funds Capital World Growth & Income Fund		\$19,358M	\$851.5M
BlackRock Global Funds - Systematic Global Equity High Inco..		\$982M	\$230.7M
Robeco Capital Gr. Fds. - BP Global Premium Equities		\$472M	\$161.9M
JPMorgan Investment Funds - Global Dividend Fund		\$353M	\$120.3M
Fidelity Funds SICAV - Global Dividend Fund		\$1,264M	\$119.1M
Guinness Asset Mgmt. Fund Plc - Global Equity Income Fund		\$218M	\$98.7M
Touchstone Strategic Trust - Non-US ESG Equity Fund		\$220M	\$94.1M
Dodge & Cox Global Stock Fund		\$1,161M	(\$308.3M)
Scottish Mortgage Investment Trust Plc		\$2,283M	(\$372.4M)
UniGlobal		\$542M	(\$420.0M)
American Funds New Perspective Fund		\$12,860M	(\$426.9M)
St. James's Place International Equity Unit Trust		\$1,393M	(\$430.6M)
American Funds New Economy Fund		\$2,483M	(\$457.2M)
Fidelity Series Intrinsic Opportunities Fund		\$272M	(\$825.3M)

Country Allocations

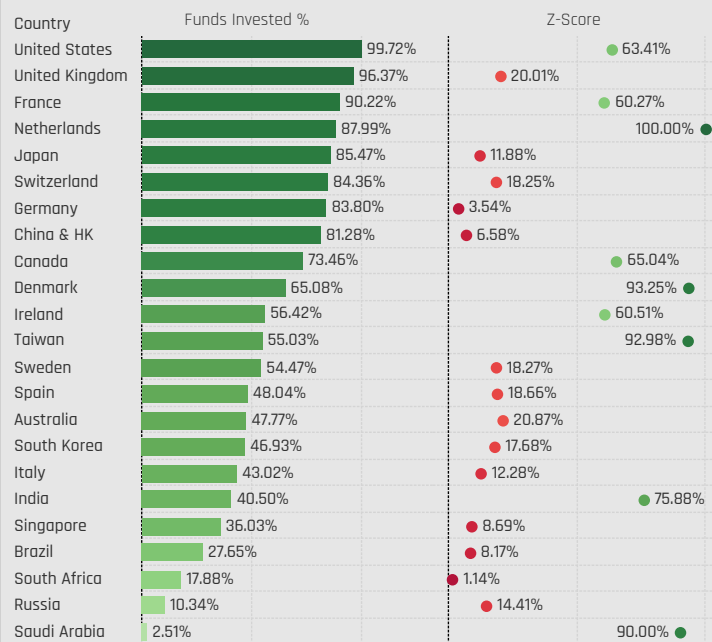


Country Allocations

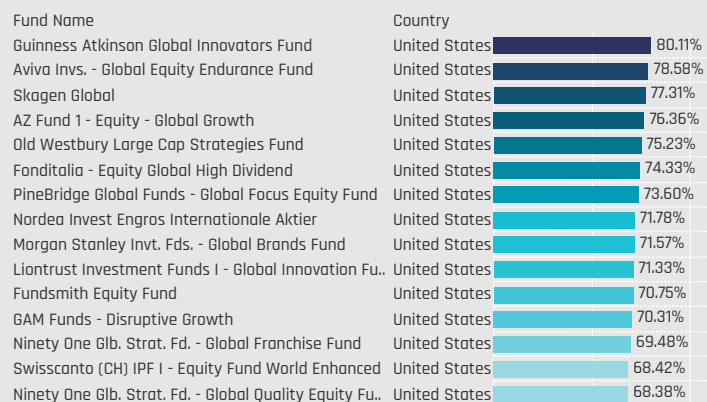
Major Countries: Average Fund Weights / Z-Score (9/30/2012 - Present)



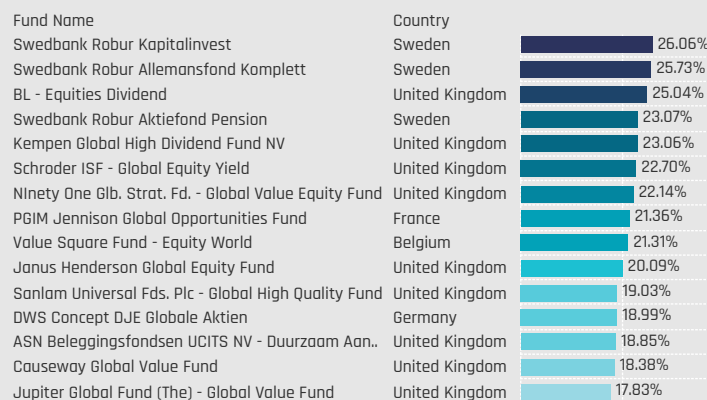
Major Countries: Funds Invested %



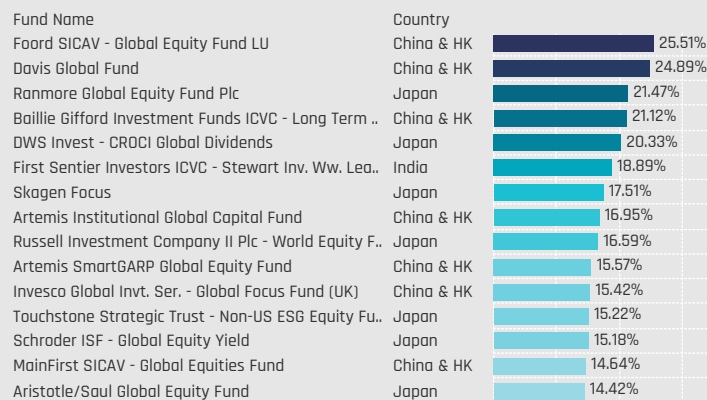
Americas: Largest Fund Country Weights, %



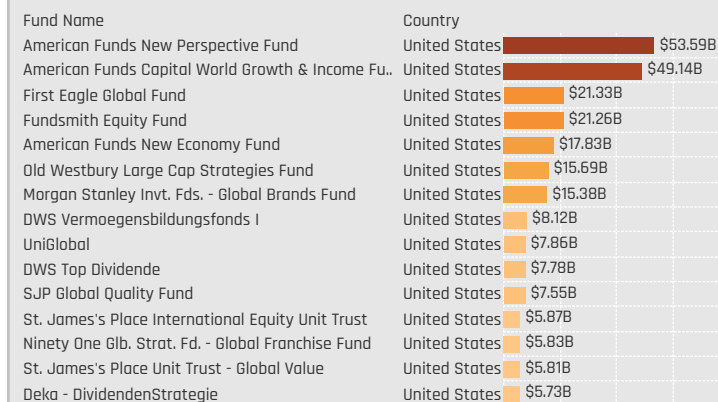
EMEA: Largest Fund Country Weights, %



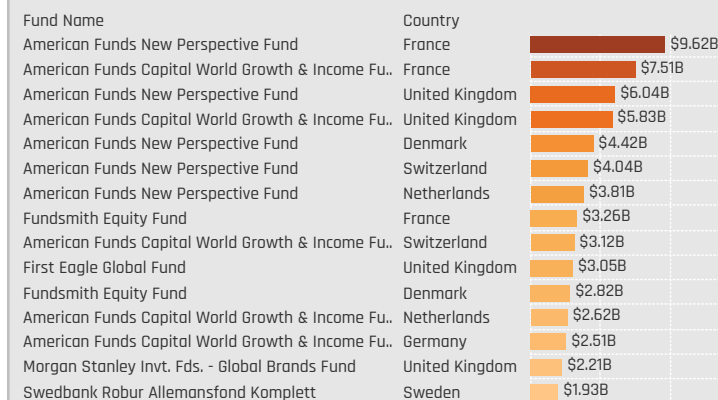
Asia: Largest Fund Country Weights, %



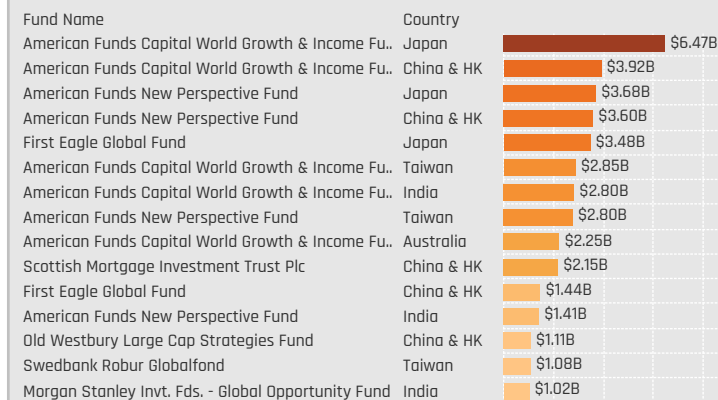
Americas: Largest Fund Country AUM, \$



EMEA: Largest Fund Country AUM, \$




Asia: Largest Fund Country AUM, \$

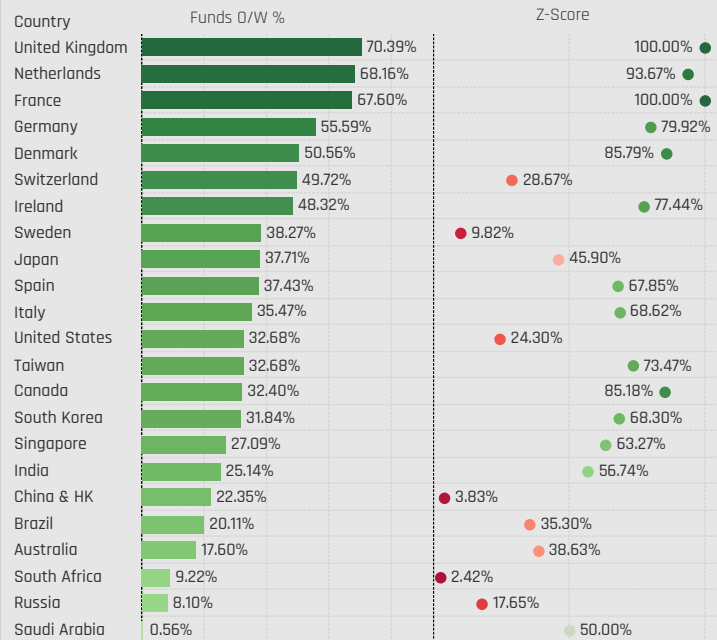


Country Allocations Relative to Benchmark

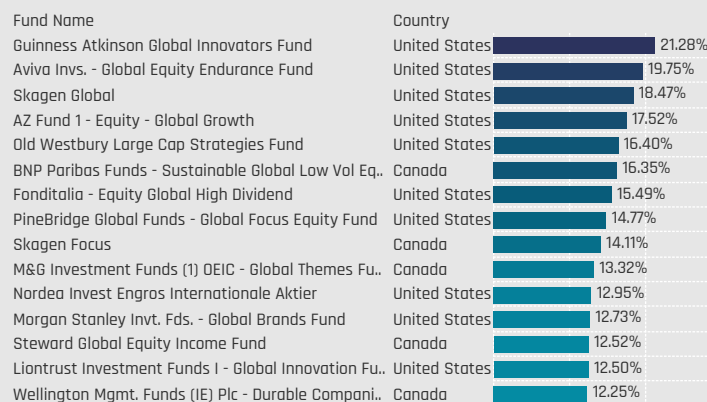
Major Countries: Average Weight vs ACWI / Z-Score (9/30/2012 - Present)



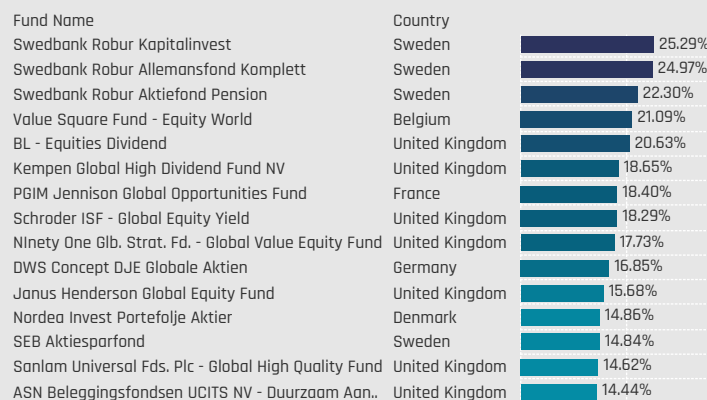
Major Countries: Funds Overweight % / Z-Score (9/30/2012 - Present)



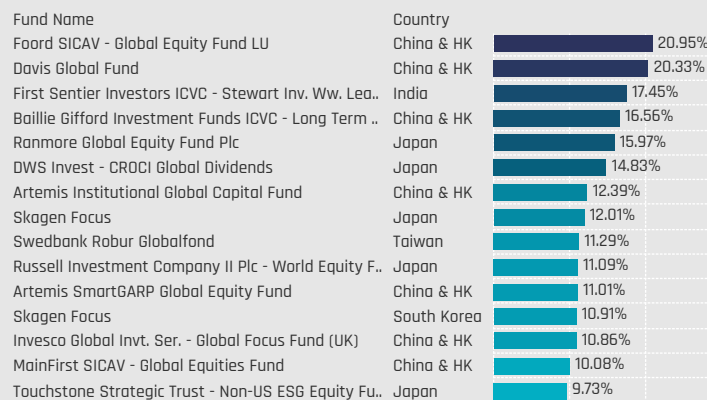
Americas: Largest Fund Country Overweights, %



EMEA: Largest Fund Country Overweights, %



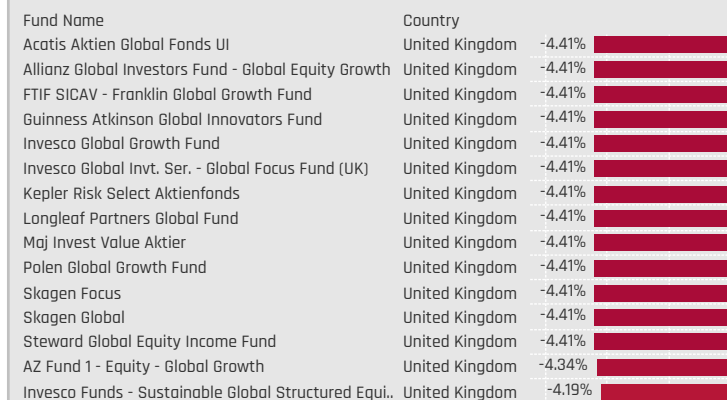
Asia: Largest Fund Country Overweights, %



Americas: Largest Fund Country Underweights, %



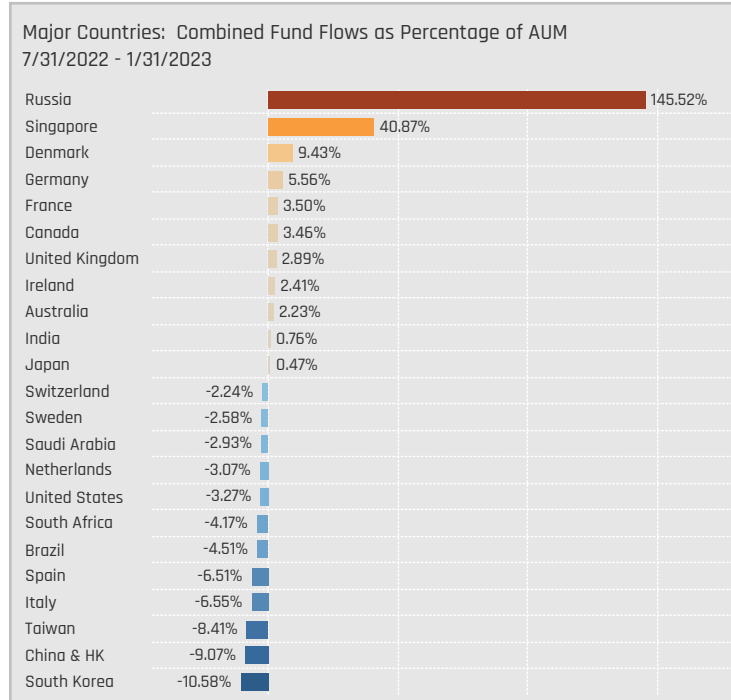
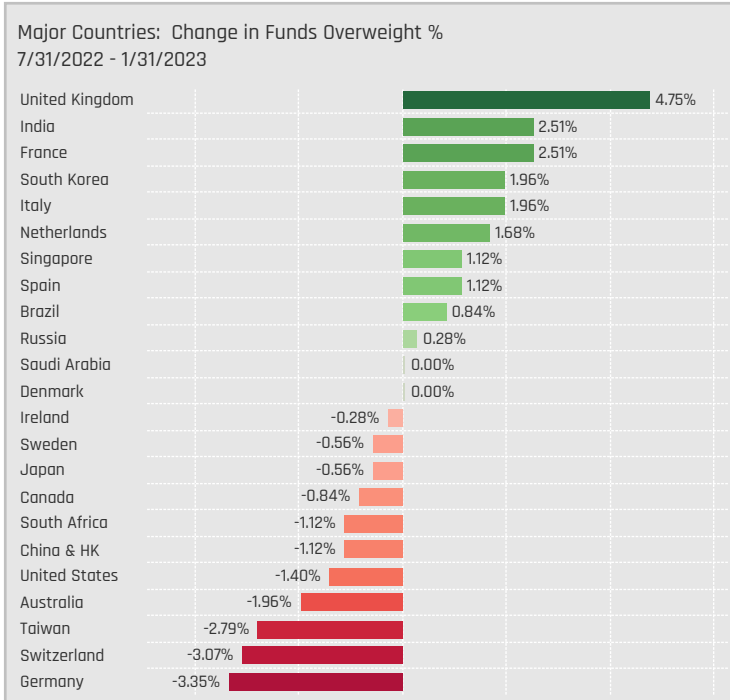
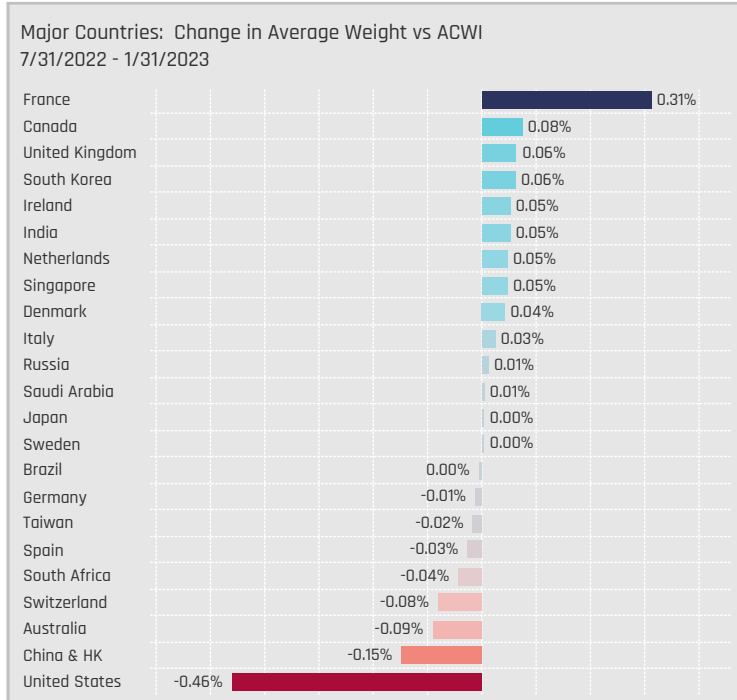
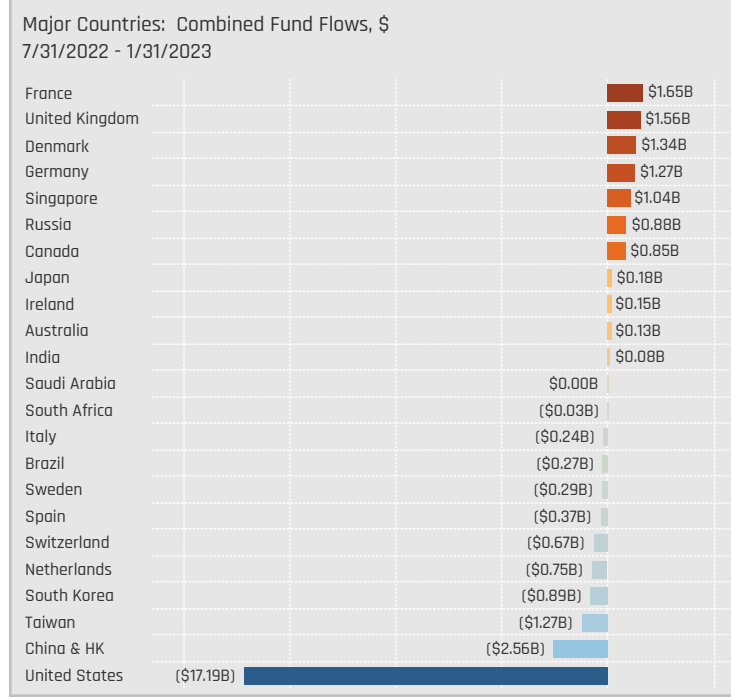
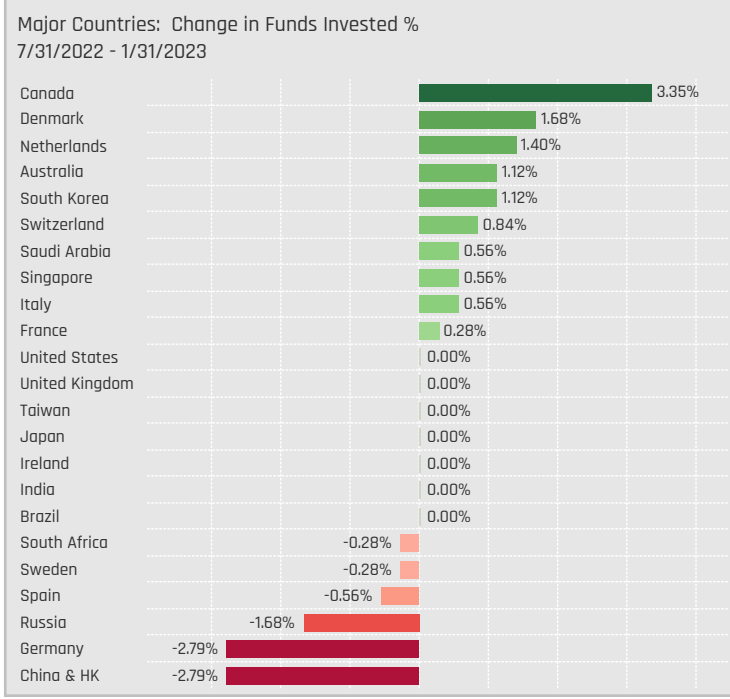
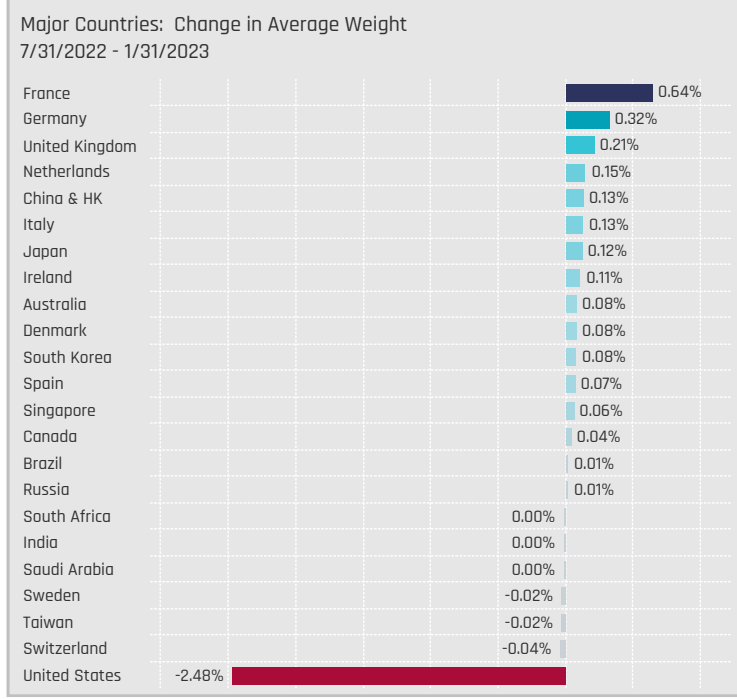
EMEA: Largest Fund Country Underweights, %



Asia: Largest Fund Country Underweights, %



Country Allocation Changes [Aggregate]



Country Allocation Changes [Fund Level]

Americas: Largest Changes in Country Weight, % 7/31/2022 - 1/31/2023

Fund Name	New or Closed	Country	Fund Weight, %	Weight Change, %
Quilter Investors Series I - Global Unconstrained		United States	58.22%	21.00%
Quilter Investors Series I - Global Unconstrained	New	Canada	9.03%	9.03%
Fidelity Series Intrinsic Opportunities Fund		United States	65.45%	7.99%
GAM Funds - Disruptive Growth		United States	70.31%	6.00%
JOHCM Umbrella Fund Plc - Global Select Fund	New	Brazil	4.11%	4.11%
Swedbank Robur Kapitalinvest		United States	26.89%	3.67%
GAM Star Fund Plc - Worldwide Equity		United States	66.11%	3.42%
S&W Aubrey Capital Mgmt. Inv. Funds - Global ..		United States	44.46%	-10.72%
Baron Global Advantage Fund		United States	41.66%	-10.76%
Ninety One Glob. Strat. Fd. - Global Equity		United States	51.97%	-11.62%
Ninety One Glob. Strat. Fd. - Global Strategic Equ..		United States	49.24%	-11.89%
Artisan Global Equity Fund		United States	38.99%	-12.35%
Castle Focus Fund		United States	65.48%	-14.67%
Touchstone Strategic Trust - Non-US ESG Equit..		United States	14.93%	-40.47%

Americas: Largest Country Level Fund Flows, \$ 7/31/2022 - 1/31/2023

Fund Name	New or Closed	Country	Fund AUM, \$	Fund Flows, \$
Guinness Asset Mgmt. Fund Plc - Global Equity I..		United States	\$2,267M	\$605.2M
American Funds New Perspective Fund		Canada	\$3,583M	\$576.6M
JPMorgan Investment Funds - Global Dividend ..		United States	\$1,348M	\$466.1M
Old Westbury Large Cap Strategies Fund		United States	\$15,685M	\$455.6M
St. James's Place Unit Trust - Global Value		United States	\$5,805M	\$329.1M
JPMorgan Investment Funds - Global Select Eq..		United States	\$1,856M	\$317.5M
Falksams LO Varlden		United States	\$3,516M	\$305.4M
UniFavorit: Aktien		United States	\$5,580M	(\$648.4M)
DWS Top Dividende		United States	\$7,776M	(\$691.7M)
First Eagle Global Fund		United States	\$21,333M	(\$838.8M)
American Funds Capital World Growth & Incom..		United States	\$49,135M	(\$1,269.4M)
St. James's Place International Equity Unit Trust		United States	\$5,870M	(\$1,497.7M)
Fidelity Series Intrinsic Opportunities Fund		United States	\$3,116M	(\$1,941.4M)
American Funds New Perspective Fund		United States	\$53,587M	(\$4,383.6M)

EMEA: Largest Changes in Country Weight, % 7/31/2022 - 1/31/2023

Fund Name	New or Closed	Country	Fund Weight, %	Weight Change, %
Ranmore Global Equity Fund Plc		Russia	7.03%	6.35%
Touchstone Strategic Trust - Non-US ESG Equit..		France	13.68%	6.18%
BL - Equities Dividend		United Kingdom	25.04%	5.83%
SEB Aktiesparfond		United Kingdom	9.01%	5.62%
Touchstone Strategic Trust - Non-US ESG Equit..		United Kingdom	9.57%	5.59%
Quilter Investors Series I - Global Unconstrained	New	France	5.37%	5.37%
S&W Aubrey Capital Mgmt. Inv. Funds - Global ..		United Kingdom	10.10%	5.14%
PGIM Jennison Global Opportunities Fund		Switzerland	2.95%	-4.93%
Longleaf Partners Global Fund		Netherlands	6.12%	-7.66%
Quilter Investors Series I - Global Unconstrained	Close	Netherlands	0.00%	-8.63%
Virtus NFJ Global Sustainability Fund		United Kingdom	7.06%	-8.73%
Quilter Investors Series I - Global Unconstrained		United Kingdom	10.98%	-10.70%
Invesco Global Inv. Ser. - Global Equity Income ..		United Kingdom	4.98%	-11.47%
Quilter Investors Series I - Global Unconstrained	Close	Germany	0.00%	-14.80%

EMEA: Largest Country Level Fund Flows, \$ 7/31/2022 - 1/31/2023

Fund Name	New or Closed	Country	Fund AUM, \$	Fund Flows, \$
American Funds New Perspective Fund		Denmark	\$4,420M	\$1,001.2M
American Funds New Perspective Fund		France	\$9,622M	\$818.5M
American Funds New Perspective Fund		United Kingdom	\$6,038M	\$470.7M
American Funds New Perspective Fund		Russia	\$489M	\$465.1M
American Funds Capital World Growth & Incom..		Denmark	\$740M	\$413.6M
American Funds Capital World Growth & Incom..		Russia	\$789M	\$405.4M
St. James's Place Unit Trust - Global Value		Netherlands	\$732M	\$278.0M
American Funds New Perspective Fund		Switzerland	\$4,038M	(\$251.6M)
Franklin Mutual Ser. Fds. - Global Discovery Fund		France	\$493M	(\$285.5M)
American Funds Capital World Growth & Incom..		Switzerland	\$3,119M	(\$329.2M)
UniGlobal		France	\$602M	(\$351.1M)
American Funds New Perspective Fund		Sweden	\$822M	(\$412.9M)
American Funds Capital World Growth & Incom..		Netherlands	\$2,622M	(\$509.6M)
American Funds New Perspective Fund		Netherlands	\$3,813M	(\$576.2M)

Asia: Largest Changes in Country Weight, % 7/31/2022 - 1/31/2023

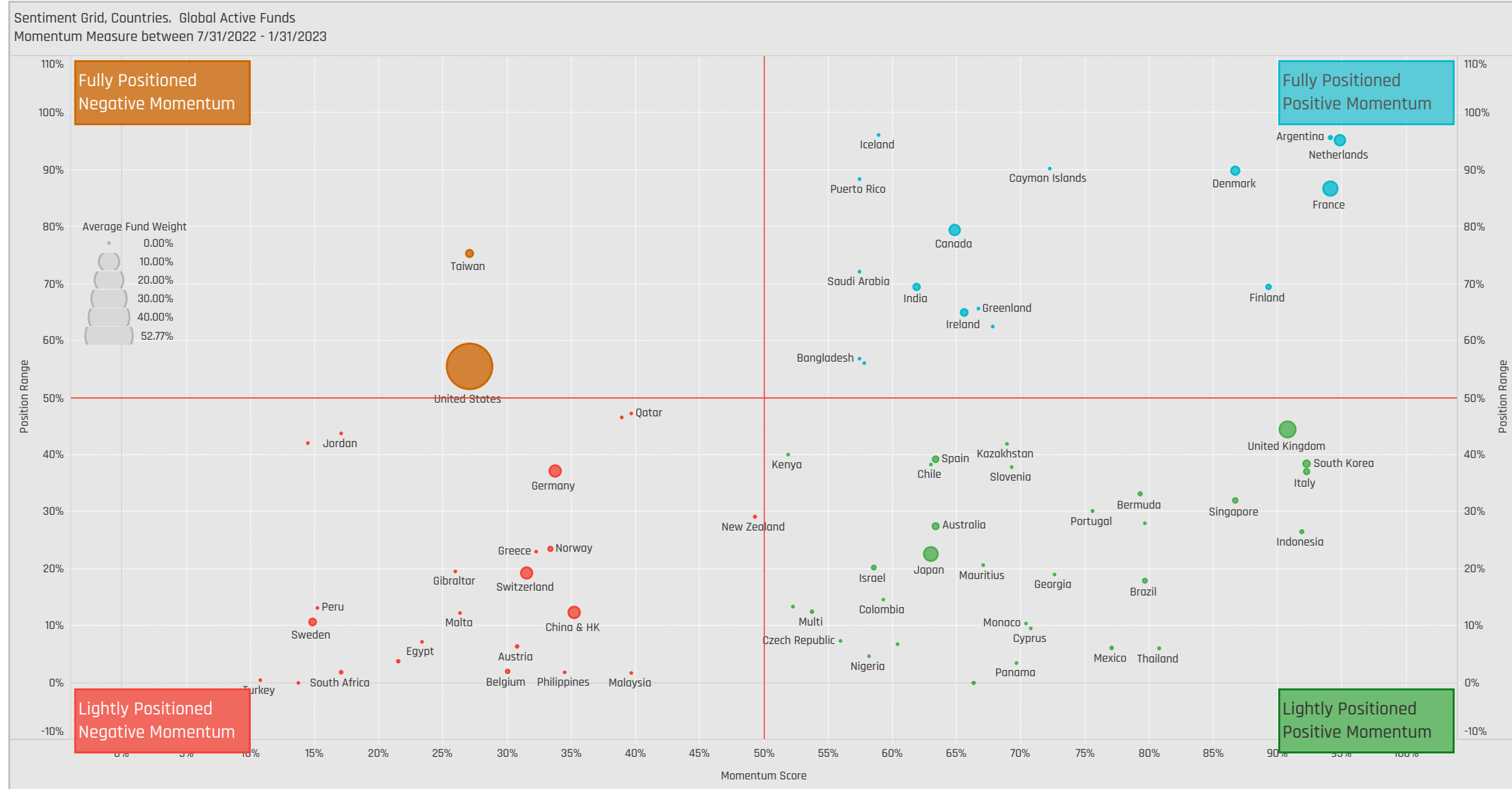
Fund Name	New or Closed	Country	Fund Weight, %	Weight Change, %
Quilter Investors Series I - Global Unconstrained	New	Japan	7.87%	7.87%
Artisan Global Equity Fund		China & HK	11.49%	7.51%
Touchstone Strategic Trust - Non-US ESG Equit..		Japan	15.22%	6.80%
GAM Funds - Disruptive Growth		China & HK	10.49%	5.25%
Baring Global Umbrella Fund - Global Leaders F..		Australia	8.90%	4.99%
BlackRock Global Funds - Systematic Global Eq..		Japan	9.69%	4.30%
Covea Actions Monde		Japan	11.22%	4.30%
Alger Global Focus Fund		China & HK	2.75%	-3.48%
Fidelity Series Intrinsic Opportunities Fund		Japan	3.30%	-3.69%
Baillie Gifford Investment Funds II ICVC - Global..		China & HK	6.08%	-3.93%
Ninety One Glob. Strat. Fd. - Global Value Equity ..		China & HK	0.74%	-4.50%
S&W Aubrey Capital Mgmt. Inv. Funds - Global ..		India	2.32%	-5.19%
Quilter Investors Series I - Global Unconstrained	Close	China & HK	0.00%	-5.71%
JOHCM Umbrella Fund Plc - Global Select Fund	Close	China & HK	0.00%	-6.06%

Asia: Largest Country Level Fund Flows, \$ 7/31/2022 - 1/31/2023

Fund Name	New or Closed	Country	Fund AUM, \$	Fund Flows, \$
American Funds Capital World Growth & Incom..		Japan	\$6,468M	\$1,240.8M
American Funds Capital World Growth & Incom..		Singapore	\$841M	\$732.9M
American Funds New Perspective Fund		China & HK	\$3,600M	\$257.4M
Franklin Mutual Ser. Fds. - Global Discovery Fund		Japan	\$456M	\$162.3M
BlackRock Global Funds - Systematic Global Eq..		Japan	\$424M	\$156.6M
American Funds New Perspective Fund		Singapore	\$765M	\$151.0M
DWS Top Dividende		Australia	\$769M	\$133.2M
UniGlobal		Japan	\$377M	(\$290.2M)
Scottish Mortgage Investment Trust Plc		China & HK	\$2,147M	(\$372.4M)
American Funds Capital World Growth & Incom..		Taiwan	\$2,854M	(\$394.2M)
American Funds New Economy Fund		China & HK	\$670M	(\$399.3M)
Fidelity Series Intrinsic Opportunities Fund		Japan	\$157M	(\$419.4M)
American Funds New Perspective Fund		South Korea	\$328M	(\$448.8M)
American Funds Capital World Growth & Incom..		China & HK	\$3,918M	(\$726.1M)

Country Sentiment Grid

We combine the latest Country positioning, long-term positioning and short-term fund activity in the 'Sentiment Grid', below. The Y-Axis measures where today's ownership levels in each Country sit relative to the long-term range. We calculate the Z-Score of today's average weight, funds invested % and funds O/W %, relative to all monthly observations in our fund history (going back to 9/30/2012). A figure close to 100% would indicate today's positioning is close to its maximum ever level, a figure close to zero, the lowest. The X-axis provides a measure of short-term fund activity, or 'Momentum', by looking at the changes in average weight, funds invested % and funds o/w % between 7/31/2022 and 1/31/2023, relative to each Country. A figure above 50% means a Country has seen relative increases in ownership, a figure below 50% indicates a relative decrease in positioning. The size of the bubble represents the average weight of each Country.



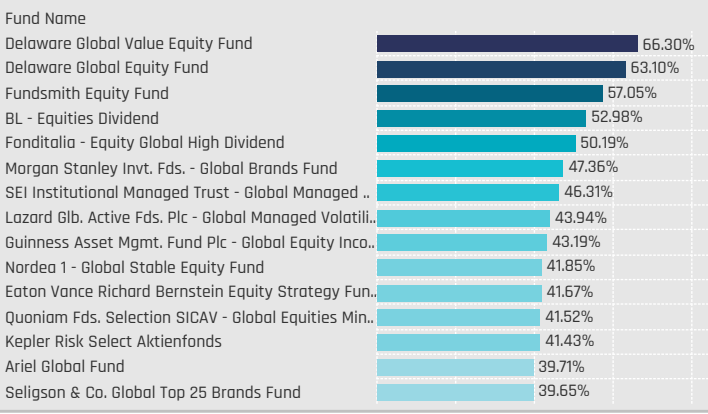
Position Range: Average of:
Z-Score Average Weight vs history
Z-Score Funds Invested % vs history
Z-Score Funds O/W % vs history

Momentum Score: Average of:
Change in Average Weight (Percentile vs Peers)
Change in Funds Invested % (Percentile vs Peers)
Change in Funds O/W % (Percentile vs Peers)

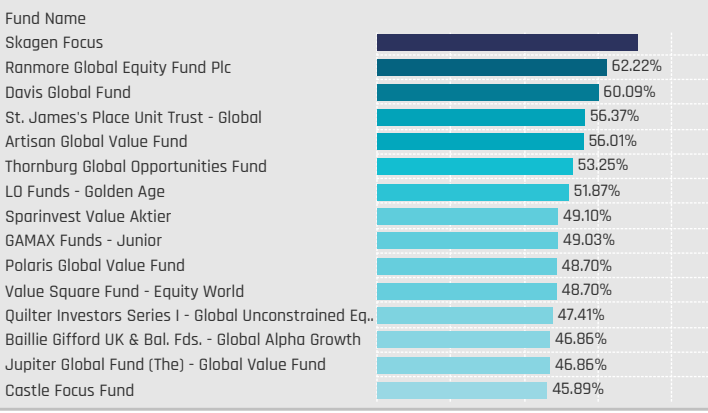
Sector Group Allocations

Sector Group Allocations

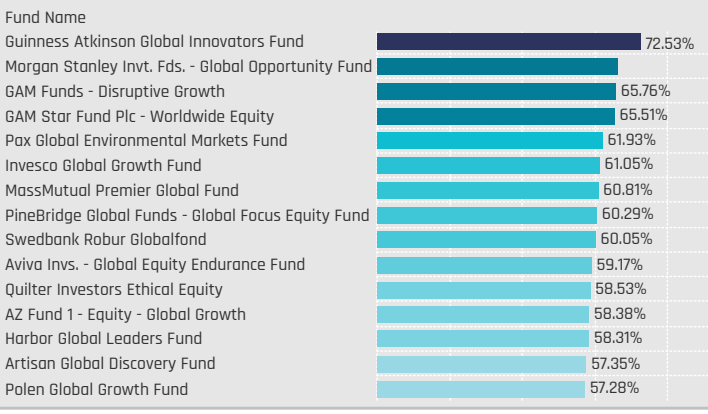
Defensive: Largest Fund Weights, %



Cyclical: Largest Fund Weights, %

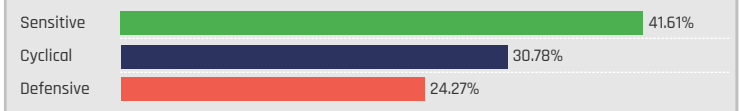


Sensitive: Largest Fund Weights, %

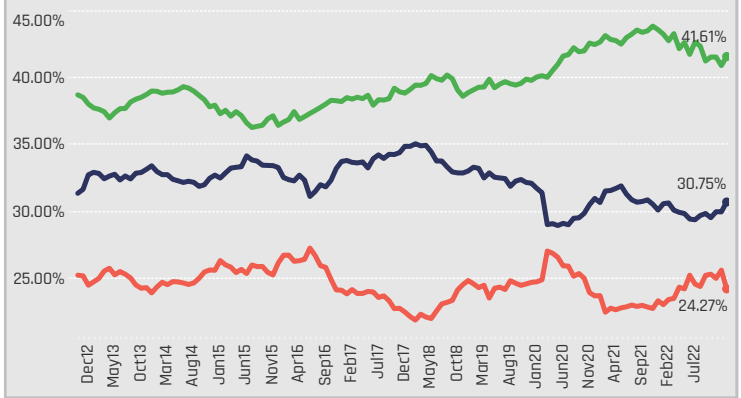


Defensives: Consumer Staples, Health Care, Utilities
 Cyclical: Consumer Discretionary, Financials, Materials, Real Estate
 Sensitive: Communication Services, Energy, Industrials, Information Technology

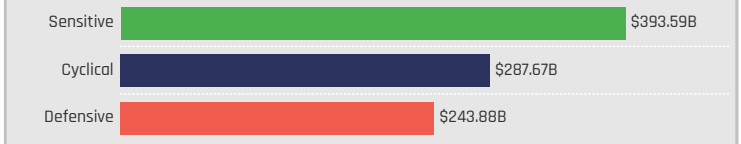
Average Fund Weight by Sector Group



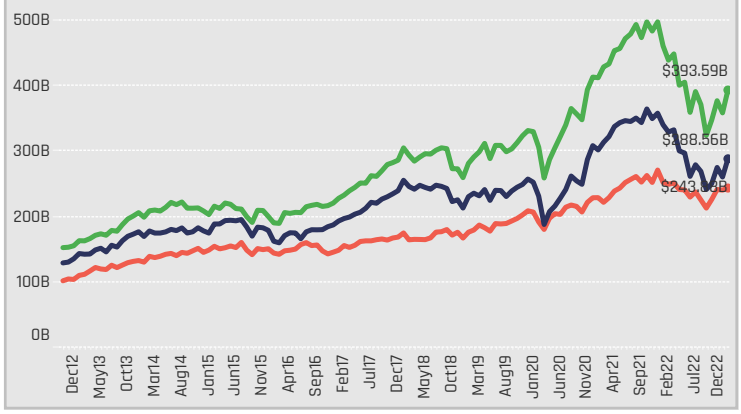
Average Fund Weight Time-Series by Sector Group



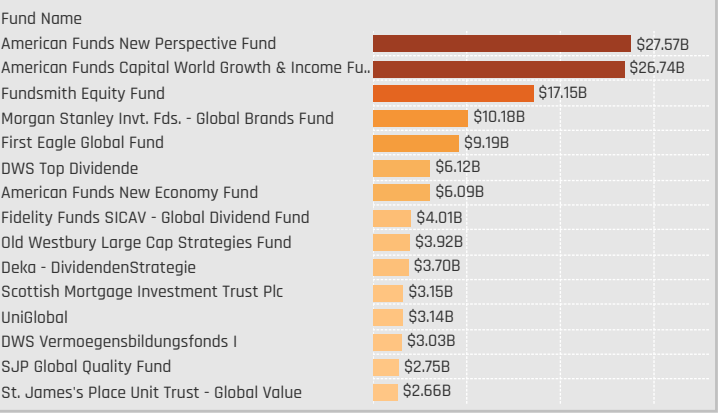
Combined Fund AUM, \$ by Sector Group



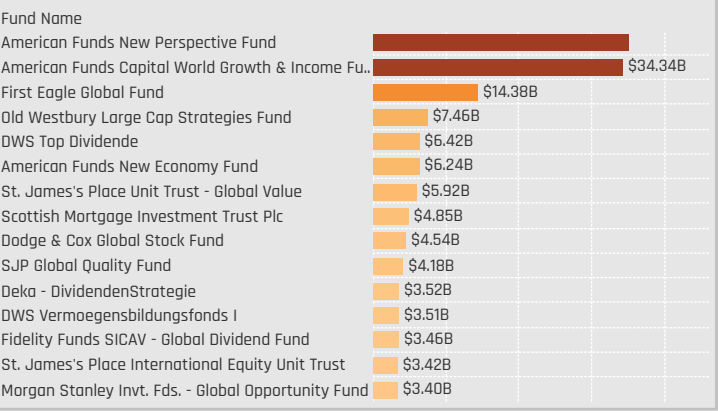
Combined Fund AUM, \$ Time-Series by Sector Group



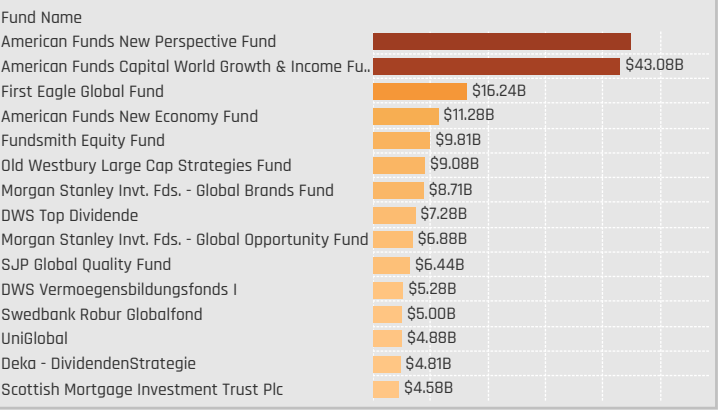
Defensive: Largest Fund AUM, \$



Cyclical: Largest Fund AUM, \$

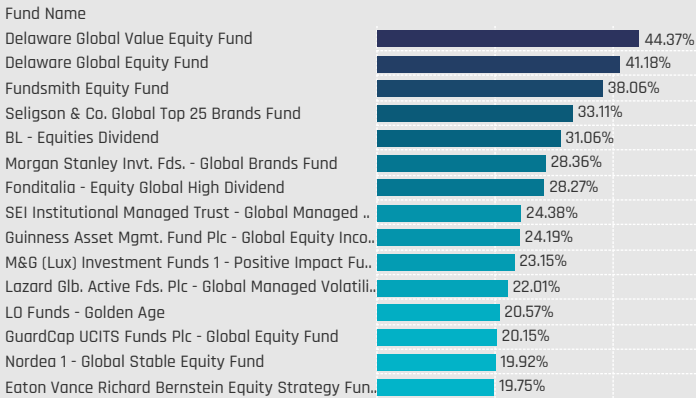


Sensitive: Largest Fund AUM, \$

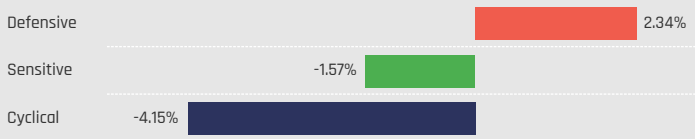


Sector Group Allocations Relative to Benchmark

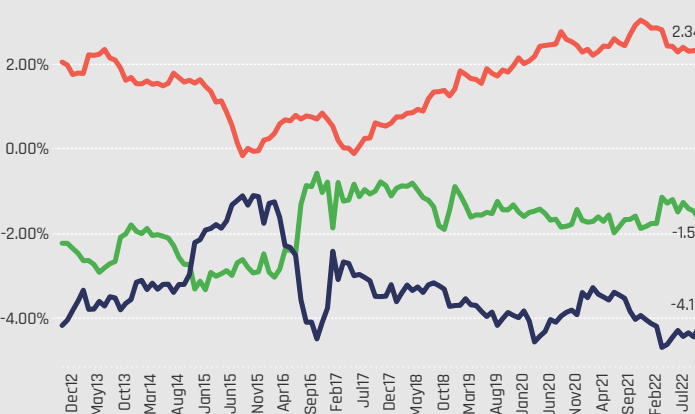
Defensive: Largest Overweight Allocations, %



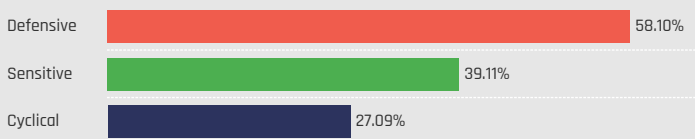
Average Fund Weight vs ACWI by Sector Group



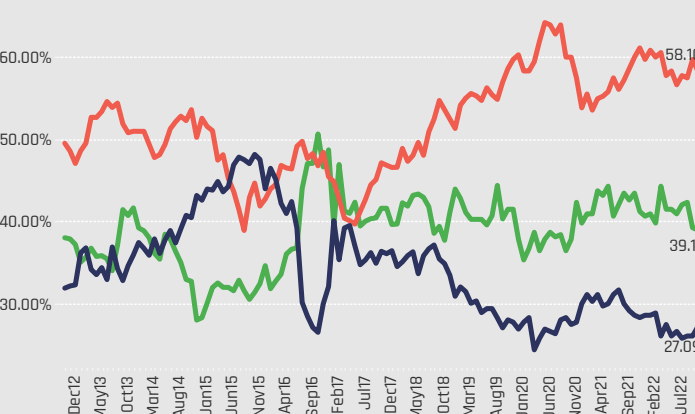
Average Fund Weight vs ACWI Time-Series by Sector Group



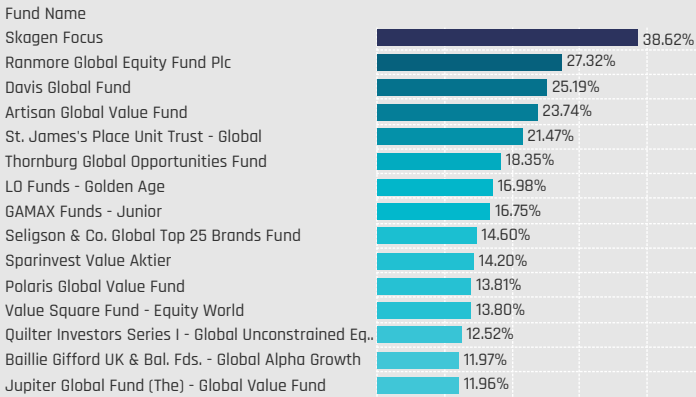
Percentage of Funds Overweight the ACWI by Sector Group



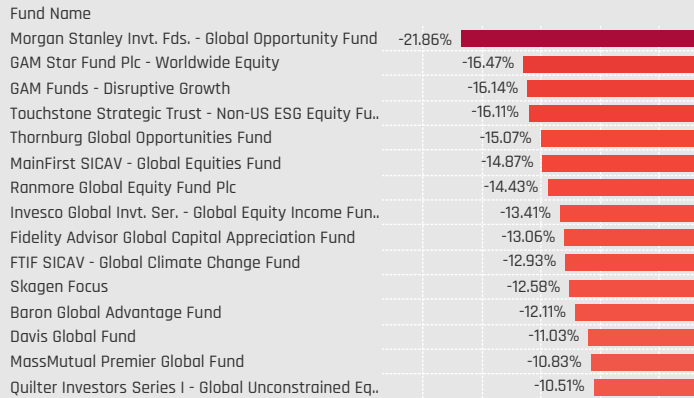
Percentage of Funds Overweight the ACWI Time-Series by Sector Group



Cyclical: Largest Overweight Allocations, %



Defensive: Largest Underweight Allocations, %



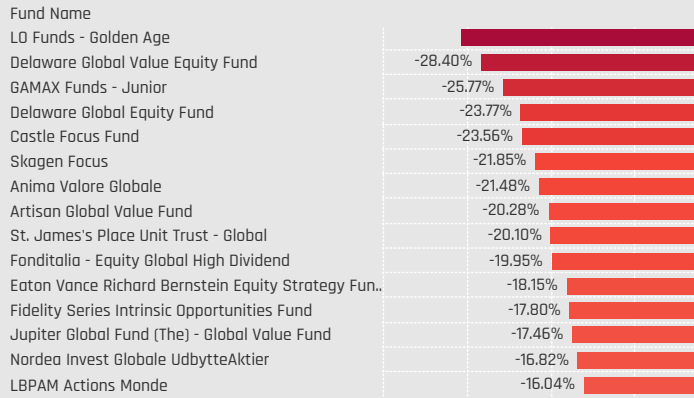
Cyclical: Largest Underweight Allocations, %



Sensitive: Largest Overweight Allocations, %



Sensitive: Largest Underweight Allocations, %



Sector Group Allocation Changes [Fund Level]

Defensives: Largest Changes in Fund Weight, %. 7/31/2022 - 1/31/2023

Fund Name	New or Closed	Fund Weight, %	Weight Change, %
Eaton Vance Richard Bernstein Equity Strategy Fund		41.67%	9.54%
Covea Actions Monde		30.35%	6.35%
BNY Mellon Investment Fds. - Global Equity Fund		28.89%	6.19%
AZ Fund 1 - Equity - Global Growth		13.96%	5.82%
UniGlobal		26.86%	5.70%
UniGlobal II		25.91%	5.67%
Polen Global Growth Fund		23.42%	5.05%
Templeton Growth Fund Inc.		26.48%	-6.11%
Seligson & Co. Global Top 25 Brands Fund		39.65%	-6.76%
Virtus NFJ Global Sustainability Fund		19.65%	-7.12%
FTIF SICAV - Global Climate Change Fund		9.00%	-7.26%
Touchstone Strategic Trust - Non-US ESG Equity Fund		5.82%	-7.74%
Quilter Investors Series I - Global Unconstrained Equity Fund		11.42%	-9.01%
DWS Invest - CROCI Global Dividends		20.68%	-9.70%

Defensives: Largest Fund Flows, \$. 7/31/2022 - 1/31/2023

Fund Name	New or Closed	Fund AUM, \$	Fund Flows, \$
American Funds New Perspective Fund		\$27,567M	\$1,967.0M
American Funds Capital World Growth & Income Fund		\$26,741M	\$1,816.5M
UniGlobal		\$3,138M	\$617.3M
American Funds New Economy Fund		\$6,086M	\$567.3M
Guinness Asset Mgmt. Fund Plc - Global Equity Income Fund		\$1,658M	\$375.5M
UniNachhaltig Aktien Global		\$1,307M	\$283.1M
St. James's Place Unit Trust - Sust. & Responsible Eq.		\$1,604M	\$271.4M
Baillie Gifford UK & Bal. Fds. - Global Alpha Growth		\$689M	(\$202.8M)
SEB Global Aktiefond		\$207M	(\$224.8M)
FTIF SICAV - Growth (Euro) Fund		\$1,865M	(\$310.9M)
Templeton Growth Fund Inc.		\$2,066M	(\$403.2M)
Morgan Stanley Inv. Fds. - Global Brands Fund		\$10,175M	(\$508.6M)
DWS Top Dividende		\$6,116M	(\$579.8M)
Fidelity Series Intrinsic Opportunities Fund		\$1,064M	(\$1,131.4M)

Cyclicals: Largest Changes in Fund Weight, %. 7/31/2022 - 1/31/2023

Fund Name	New or Closed	Fund Weight, %	Weight Change, %
Fidelity Inv. Trust - Worldwide Fund		38.08%	14.11%
Artisan Global Equity Fund		40.55%	12.63%
GAM Funds - Disruptive Growth		21.86%	9.84%
Artemis Global Select Fund		32.24%	9.20%
Thornburg Global Opportunities Fund		53.25%	9.03%
Threadneedle (Lux) - Global Focus Fund		25.77%	8.27%
LO Funds - Golden Age		51.87%	7.34%
Swedbank Robur Globalfond		11.63%	-5.32%
Handelsbanken Global Tema		25.10%	-5.36%
Robeco Capital Gr. Fds. - QI Global Momentum Equities		29.41%	-6.92%
Invesco Global Inv. Ser. - Global Equity Fund (UK)		28.95%	-7.12%
Castle Focus Fund		45.89%	-10.06%
Eaton Vance Richard Bernstein Equity Strategy Fund		19.66%	-10.20%
Invesco Global Inv. Ser. - Global Equity Income Fund (UK)		37.89%	-11.10%

Cyclicals: Largest Fund Flows, \$. 7/31/2022 - 1/31/2023

Fund Name	New or Closed	Fund AUM, \$	Fund Flows, \$
St. James's Place Unit Trust - Global Value		\$5,916M	\$581.2M
JPMorgan Investment Funds - Global Dividend Fund		\$1,042M	\$305.9M
Robeco Capital Gr. Fds. - BP Global Premium Equities		\$1,491M	\$238.7M
Old Westbury Large Cap Strategies Fund		\$7,462M	\$237.2M
Morgan Stanley Inv. Fds. - Global Brands Fund		\$2,145M	\$233.1M
Fidelity Inv. Trust - Worldwide Fund		\$848M	\$233.1M
Swedbank Robur Kapitalinvest		\$1,816M	\$181.0M
First Eagle Global Fund		\$14,384M	(\$476.3M)
Swedbank Robur Globalfond		\$968M	(\$519.0M)
PGIM Jennison Global Opportunities Fund		\$1,488M	(\$544.5M)
St. James's Place International Equity Unit Trust		\$3,421M	(\$1,115.8M)
Fidelity Series Intrinsic Opportunities Fund		\$1,542M	(\$1,656.6M)
American Funds Capital World Growth & Income Fund		\$34,343M	(\$1,893.4M)
American Funds New Perspective Fund		\$34,955M	(\$4,384.6M)

Sensitives: Largest Changes in Fund Weight, %. 7/31/2022 - 1/31/2023

Fund Name	New or Closed	Fund Weight, %	Weight Change, %
DWS Invest - CROCI Global Dividends		51.58%	6.17%
Baring Global Umbrella Fund - Global Leaders Fund		35.68%	5.90%
Baillie Gifford Investment Funds II ICVC - Global Stewardship		46.70%	5.44%
Robeco Capital Gr. Fds. - QI Global Momentum Equities		43.15%	5.37%
Quilter Investors Series I - Global Unconstrained Equity Fund		41.14%	5.12%
Handelsbanken Global Tema		50.11%	5.06%
Allianz Interglobal		48.48%	4.89%
Ninety One Glob. Strat. Fd. - Global Dynamic Fund		41.99%	-8.33%
Russell Inv. Co. Plc - Acadian Sustainable Glob. Equity UCITS		47.73%	-8.57%
Pioneer Global Sustainable Equity Fund		37.67%	-8.79%
Artemis Global Select Fund		30.80%	-9.37%
Fidelity Inv. Trust - Worldwide Fund		37.76%	-10.41%
Brown Advisory Global Leaders Fund		47.12%	-11.46%
Artisan Global Equity Fund		34.03%	-15.06%

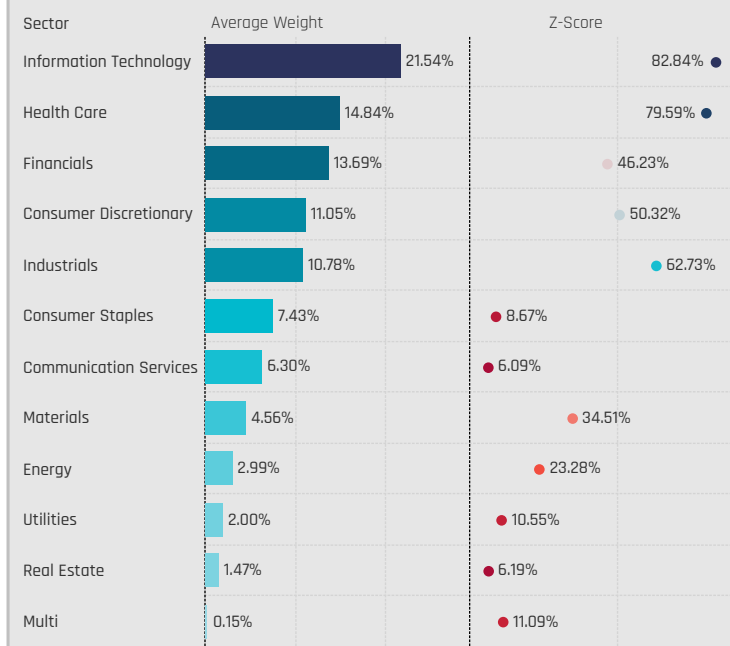
Sensitives: Largest Fund Flows, \$. 7/31/2022 - 1/31/2023

Fund Name	New or Closed	Fund AUM, \$	Fund Flows, \$
Morgan Stanley Inv. Fds. - Global Brands Fund		\$8,708M	\$524.3M
Guinness Asset Mgmt. Fund Plc - Global Equity Income F.		\$1,440M	\$444.6M
St. James's Place Unit Trust - Global Value		\$4,080M	\$418.3M
JPMorgan Investment Funds - Global Dividend Fund		\$996M	\$361.9M
Folksams LO Varden		\$2,716M	\$302.5M
Swedbank Robur Globalfond		\$5,001M	\$263.5M
FTIF SICAV - Growth (Euro) Fund		\$3,071M	\$241.1M
Baillie Gifford Investment Funds ICVC - Long Term Global.		\$1,376M	(\$306.0M)
Swedbank Robur Kapitalinvest		\$2,305M	(\$352.8M)
SEB Global Aktiefond		\$317M	(\$413.1M)
American Funds Capital World Growth & Income Fund		\$43,077M	(\$462.6M)
Fidelity Series Intrinsic Opportunities Fund		\$1,208M	(\$605.4M)
UniGlobal		\$4,883M	(\$679.1M)
St. James's Place International Equity Unit Trust		\$4,110M	(\$1,188.4M)

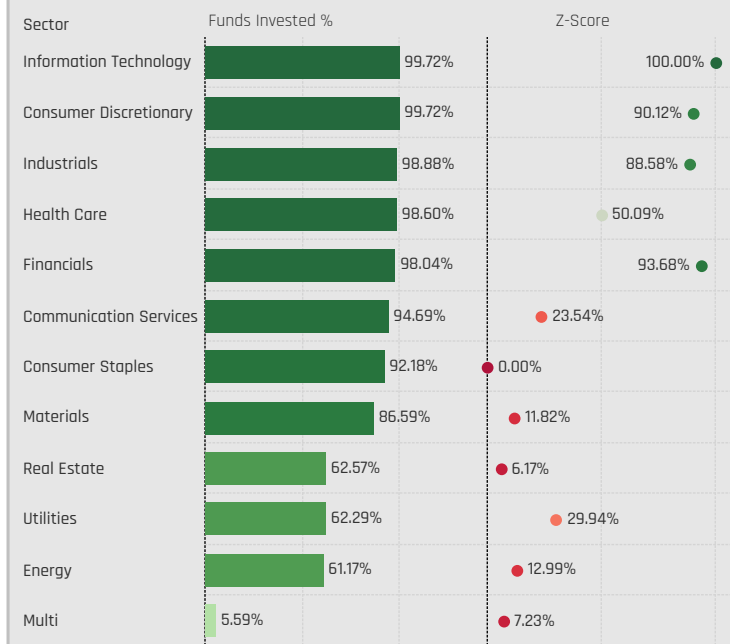
Sector Allocations

Sector Allocations

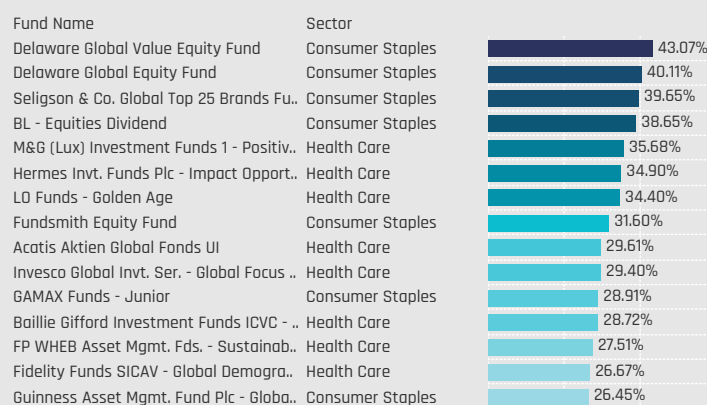
Sectors: Average Fund Weights / Z-Score (9/30/2012 - Present)



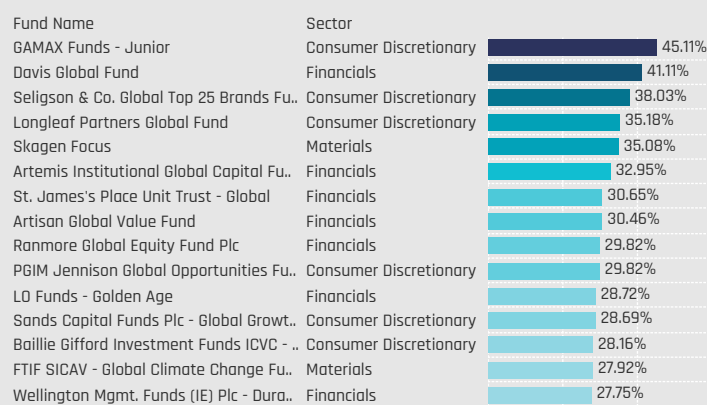
Sectors: Funds Invested %



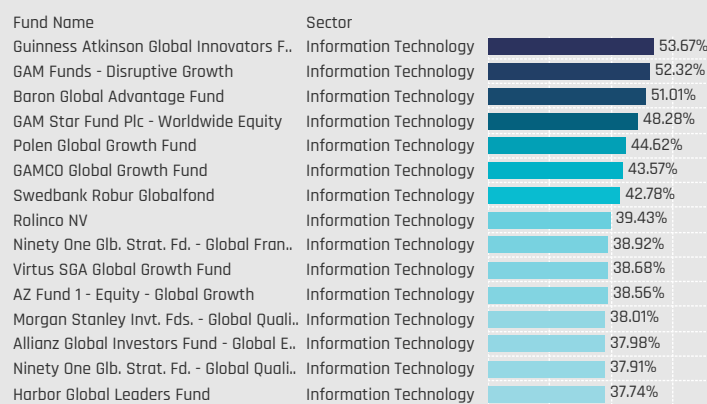
Defensive Sectors: Largest Fund Weights, %



Cyclical Sectors: Largest Fund Weights, %



Sensitive Sectors: Largest Fund Weights, %



Defensive Sectors: Largest Fund AUM, \$



Cyclical Sectors: Largest Fund AUM, \$

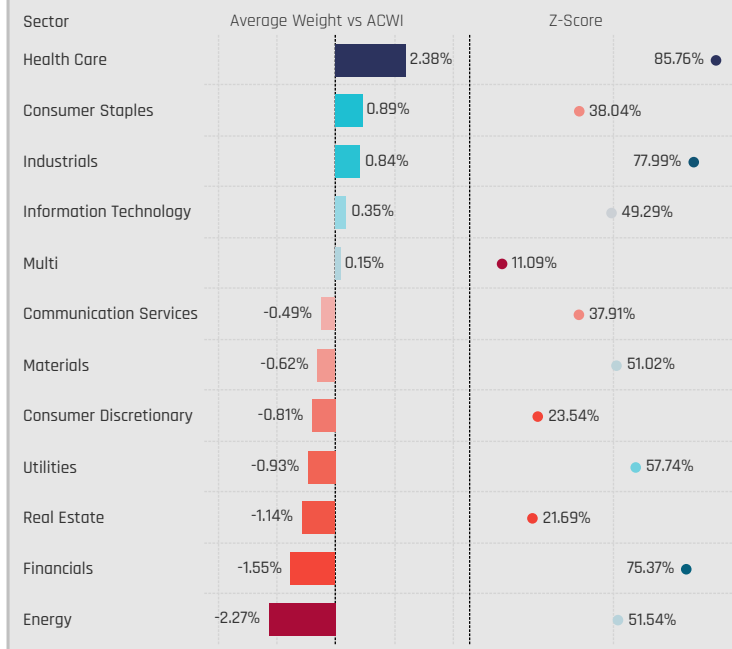


Sensitive Sectors: Largest Fund AUM, \$

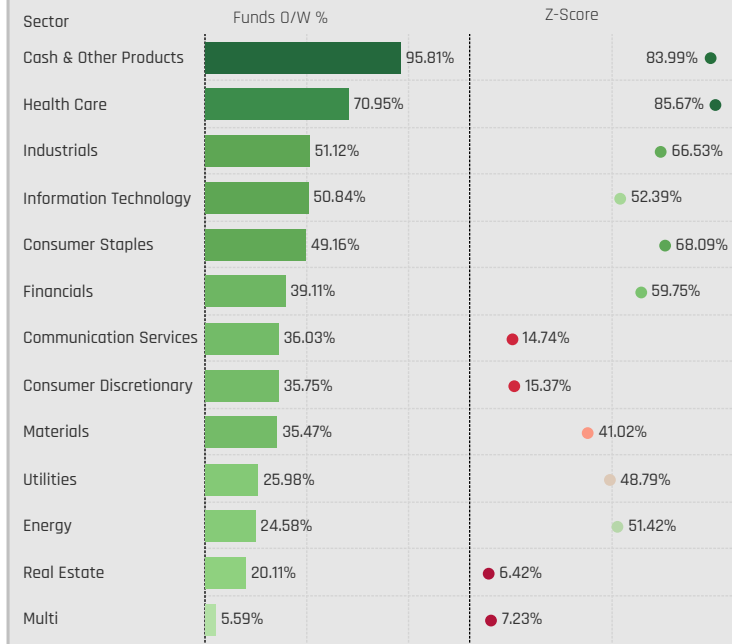


Sector Allocations Relative to Benchmark

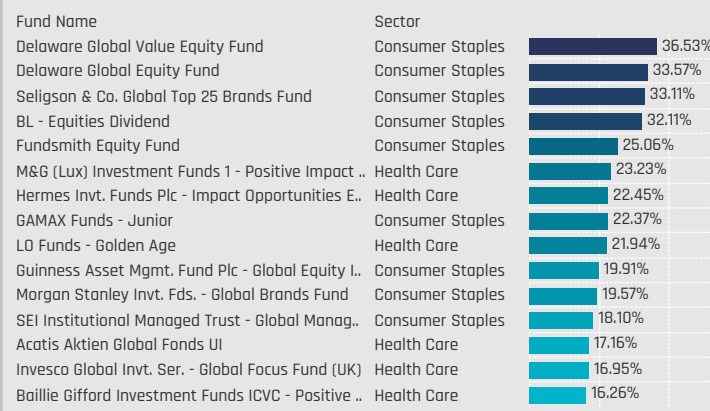
Sectors: Average Weight vs ACWI / Z-Score (9/30/2012 - Present)



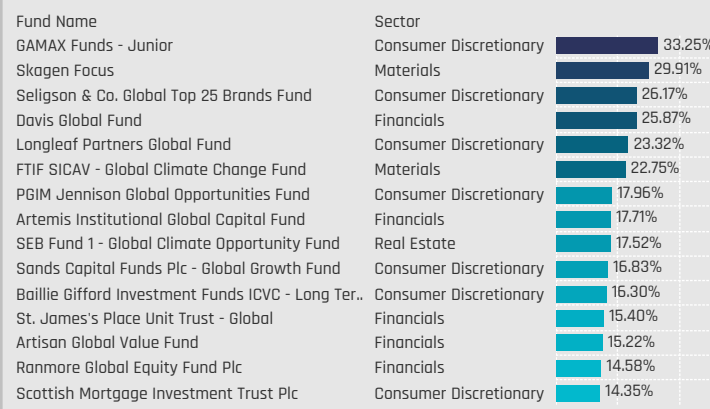
Sectors: Funds Overweight % / Z-Score (9/30/2012 - Present)



Defensive Sectors: Largest Fund Overweights, %



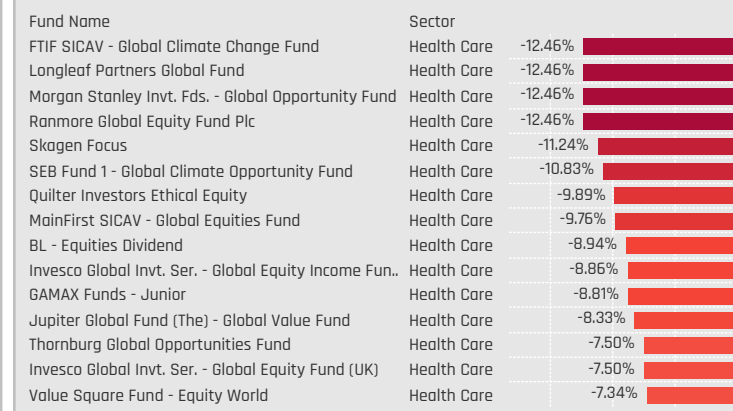
Cyclical Sectors: Largest Fund Overweights, %



Sensitive Sectors: Largest Fund Overweights, %



Defensive Sectors: Largest Fund Underweights, %



Cyclical Sectors: Largest Fund Underweights, %

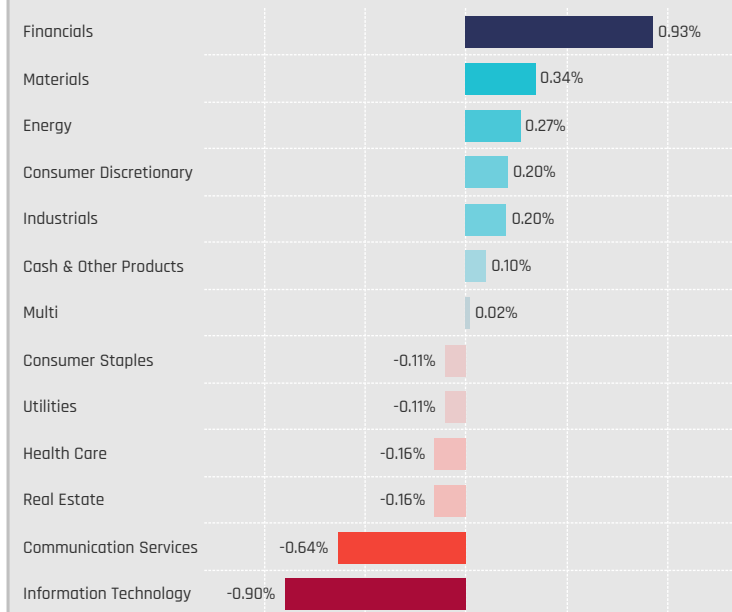


Sensitive Sectors: Largest Fund Underweights, %

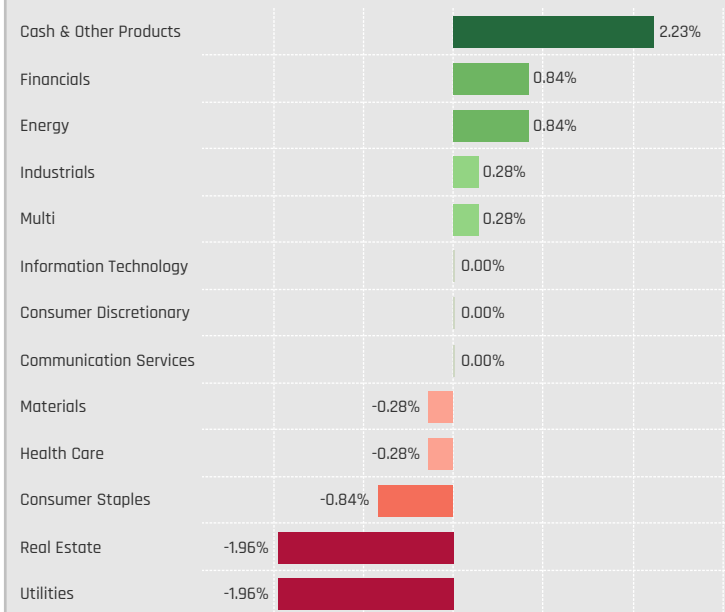


Sector Allocation Changes [Aggregate]

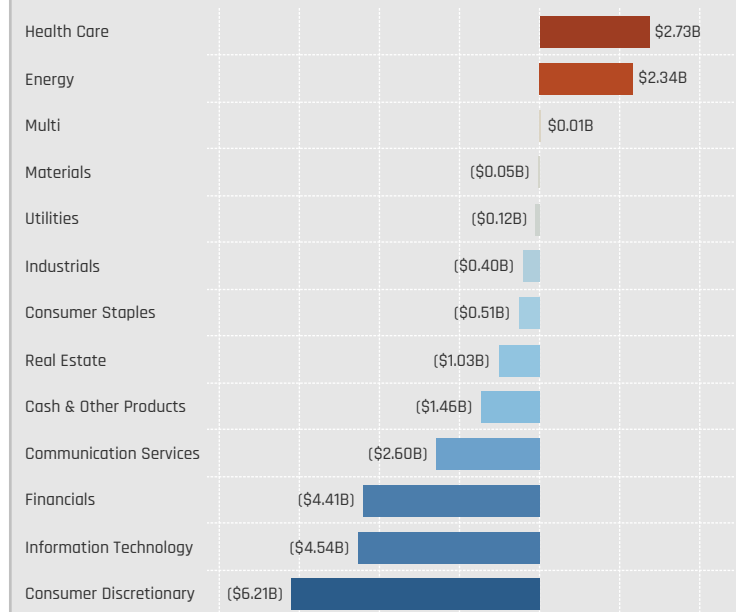
Sectors: Change in Average Weight
7/31/2022 - 1/31/2023



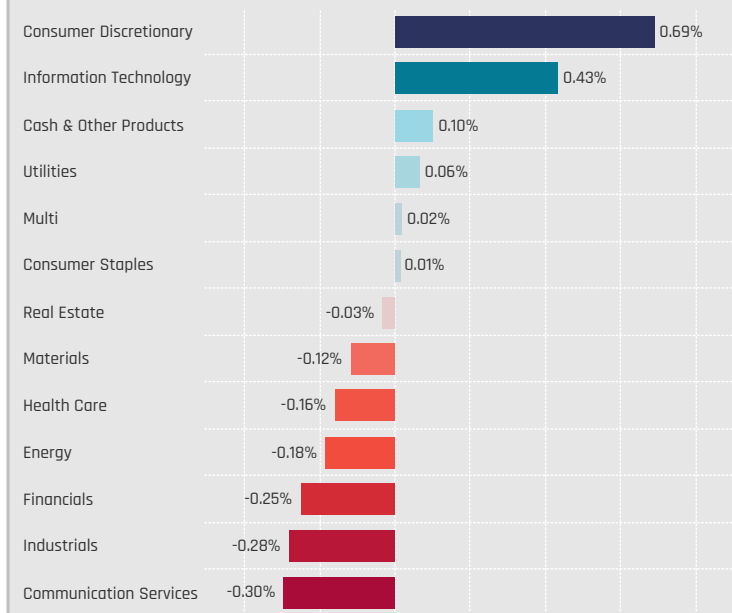
Sectors: Change in Funds Invested %
7/31/2022 - 1/31/2023



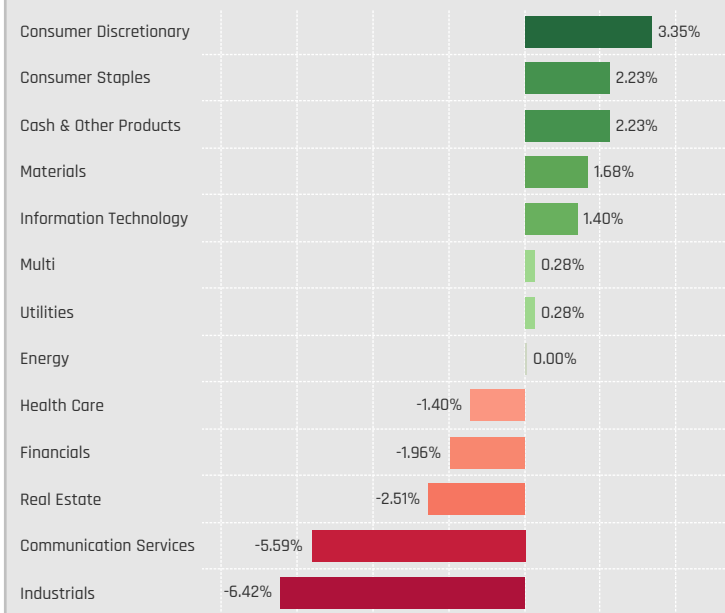
Sectors: Combined Fund Flows, \$
7/31/2022 - 1/31/2023



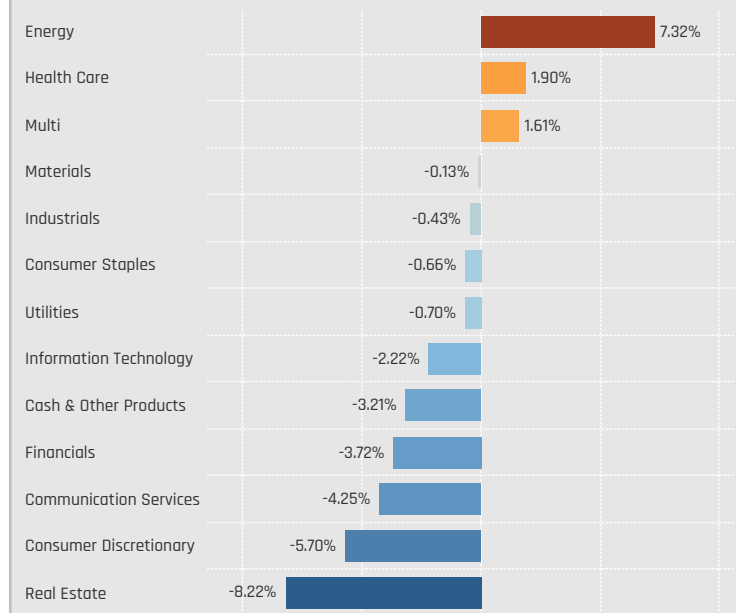
Sectors: Change in Average Weight vs ACWI
7/31/2022 - 1/31/2023



Sectors: Change in Funds Overweight %
7/31/2022 - 1/31/2023



Sectors: Combined Fund Flows as Percentage of AUM
7/31/2022 - 1/31/2023



Sector Allocation Changes [Fund Level]

Defensive Sectors: Largest Changes in Fund Weight, %, 7/31/2022 - 1/31/2023

Fund Name	New or C.	Sector	Fund Weight, %	Weight Change, %
Fidelity Inv. Funds - Global Focus Fund		Health Care	21.76%	7.05%
PGIM Jennison Global Opportunities Fund		Health Care	22.48%	5.12%
Columbia Select Global Equity Fund		Consumer Staples	10.63%	5.07%
UniGlobal		Health Care	19.79%	4.71%
AZ Fund 1 - Equity - Global Growth		Health Care	10.06%	4.70%
UniGlobal II		Health Care	19.16%	4.68%
Ninety One Glob. Strat. Fd. - Global Dynamic Fund		Consumer Staples	7.15%	4.46%
BL - Equities Dividend		Consumer Staples	38.65%	-5.74%
DWS Concept DJE Globale Aktien		Health Care	7.38%	-6.03%
Virtus NFJ Global Sustainability Fund		Consumer Staples	2.49%	-6.66%
Touchstone Strategic Trust - Non-US ESG Equit..		Health Care	5.82%	-6.68%
Seligson & Co. Global Top 25 Brands Fund		Consumer Staples	39.65%	-6.76%
Quilter Investors Series I - Global Unconstraine..	Close	Consumer Staples	0.00%	-8.25%
DWS Invest - CROCI Global Dividends		Health Care	18.85%	-9.52%

Defensive Sectors: Largest Fund Flows, \$, 7/31/2022 - 1/31/2023

Fund Name	New or Cl.	Sector	Fund AUM, \$	Fund Flows, \$
American Funds New Perspective Fund		Health Care	\$19,425M	\$1,812.6M
American Funds Capital World Growth & Incom..		Health Care	\$15,465M	\$1,476.9M
American Funds New Economy Fund		Health Care	\$5,623M	\$555.7M
American Funds Capital World Growth & Incom..		Consumer Staples	\$8,180M	\$475.5M
UniGlobal		Health Care	\$2,313M	\$464.1M
American Funds New Perspective Fund		Consumer Staples	\$6,843M	\$352.9M
UniFavorit: Aktien		Health Care	\$1,415M	\$335.0M
FTIF SICAV - Growth (Euro) Fund		Health Care	\$1,315M	(\$195.0M)
American Funds New Perspective Fund		Utilities	\$1,299M	(\$198.5M)
UniFavorit: Aktien		Consumer Staples	\$508M	(\$240.3M)
Templeton Growth Fund Inc.		Health Care	\$1,420M	(\$315.5M)
Morgan Stanley Inv. Fds. - Global Brands Fund		Consumer Staples	\$5,609M	(\$536.6M)
DWS Top Dividende		Consumer Staples	\$1,588M	(\$603.6M)
Fidelity Series Intrinsic Opportunities Fund		Health Care	\$844M	(\$865.9M)

Cyclical Sectors: Largest Changes in Fund Weight, %, 7/31/2022 - 1/31/2023

Fund Name	New or C.	Sector	Fund Weight, %	Weight Change, %
Quilter Investors Series I - Global Unconstraine..		Materials	18.61%	15.82%
Fidelity Inv. Trust - Worldwide Fund		Financials	22.22%	11.62%
GAM Funds - Disruptive Growth		Consumer Discretionary	16.67%	9.74%
Artisan Global Equity Fund		Consumer Discretionary	21.43%	9.24%
DWS Invest - CROCI Global Dividends		Materials	17.43%	8.11%
Thornburg Global Opportunities Fund		Financials	27.42%	7.90%
LO Funds - Golden Age		Financials	28.72%	6.84%
Fidelity Advisor Global Capital Appreciation Fund		Consumer Discretionary	9.13%	-5.14%
Quilter Investors Series I - Global Unconstraine..		Financials	13.60%	-5.43%
Lanleaf Partners Global Fund		Financials	10.34%	-6.40%
Invesco Global Inv. Ser. - Global Equity Fund (U..		Consumer Discretionary	6.79%	-6.79%
Invesco Global Inv. Ser. - Global Equity Income ..		Consumer Discretionary	2.81%	-7.02%
Castle Focus Fund		Financials	18.71%	-7.43%
Eaton Vance Richard Bernstein Equity Strategy..		Financials	9.21%	-7.94%

Cyclical Sectors: Largest Fund Flows, \$, 7/31/2022 - 1/31/2023

Fund Name	New or Cla..	Sector	Fund AUM, \$	Fund Flows, \$
St. James's Place Unit Trust - Global Value		Consumer Discretionary	\$2,403M	\$416.1M
American Funds Capital World Growth & Incom..		Materials	\$8,386M	\$385.9M
St. James's Place Unit Trust - Global Value		Financials	\$3,102M	\$254.6M
Vanguard Global Equity Fund		Consumer Discretionary	\$1,319M	\$235.8M
Fidelity Inv. Trust - Worldwide Fund		Financials	\$495M	\$201.7M
Dodge & Cox Global Stock Fund		Materials	\$578M	\$188.4M
Robeco Capital Gr. Fds. - BP Global Premium Eq..		Financials	\$883M	\$174.9M
Fidelity Series Intrinsic Opportunities Fund		Consumer Discretionary	\$740M	(\$539.6M)
PGIM Jennison Global Opportunities Fund		Consumer Discretionary	\$1,395M	(\$550.0M)
First Eagle Global Fund		Financials	\$5,676M	(\$568.5M)
American Funds Capital World Growth & Incom..		Real Estate	\$1,093M	(\$596.9M)
Fidelity Series Intrinsic Opportunities Fund		Financials	\$514M	(\$835.4M)
American Funds Capital World Growth & Incom..		Financials	\$14,352M	(\$1,385.0M)
American Funds New Perspective Fund		Consumer Discretionary	\$15,079M	(\$3,666.2M)

Sensitive Sectors: Largest Changes in Fund Weight, %, 7/31/2022 - 1/31/2023

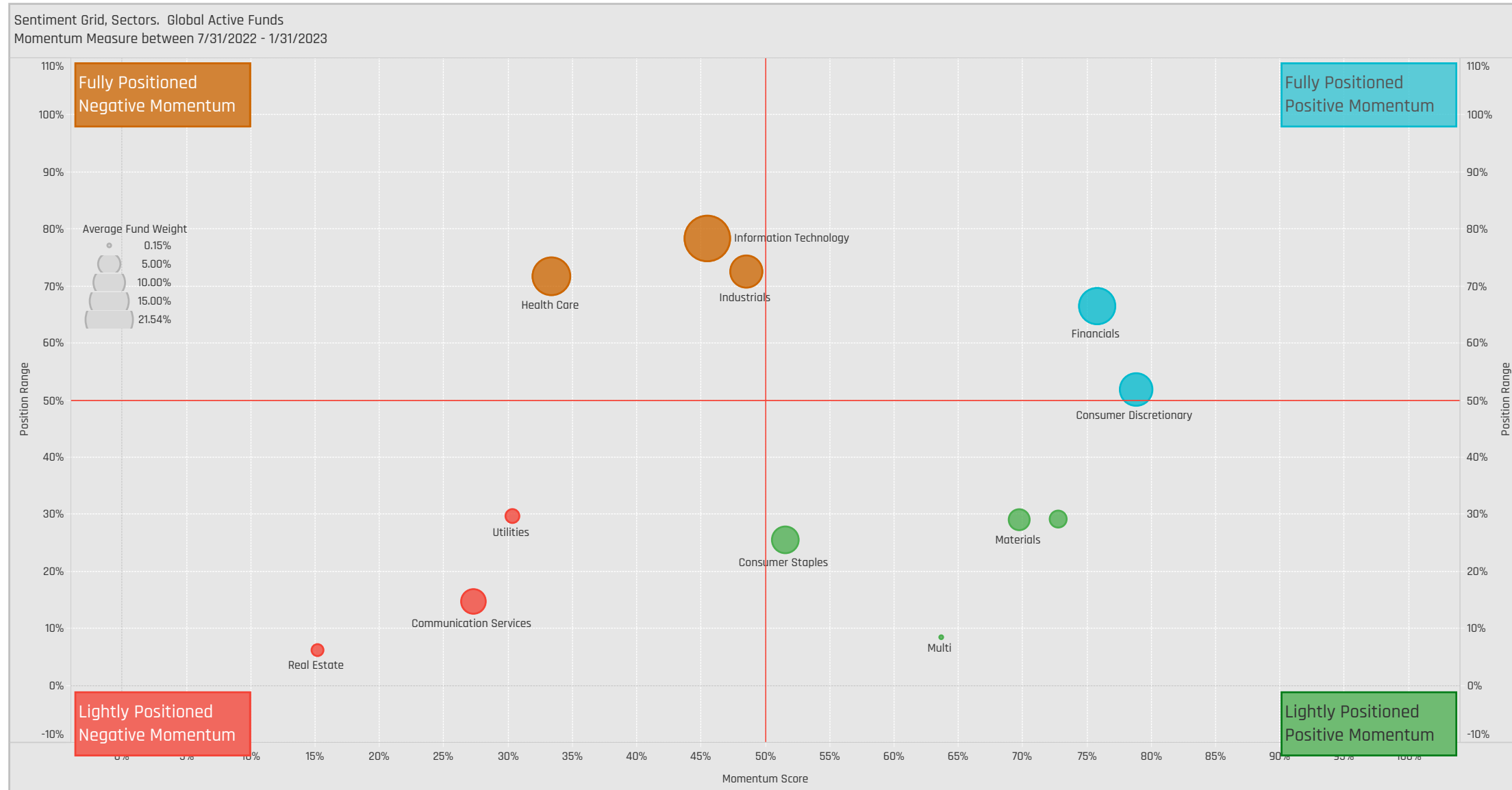
Fund Name	New or C.	Sector	Fund Weight, %	Weight Change, %
Quilter Investors Series I - Global Unconstraine..		Information Technology	22.86%	20.51%
Touchstone Strategic Trust - Non-US ESG Equit..		Industrials	25.51%	12.71%
DWS Invest - CROCI Global Dividends		Energy	25.14%	8.86%
Liontrust Investment Funds I - Global Innovatio..		Information Technology	35.90%	8.49%
Frontier MFG Global Plus Fund		Information Technology	32.48%	6.19%
Baillie Gifford Investment Funds II ICVC - Global..		Information Technology	22.68%	5.95%
John Hancock Funds II - Global Equity Fund		Information Technology	27.83%	5.66%
UniNachhaltig Aktien Global		Information Technology	19.95%	-6.90%
Brown Advisory Global Leaders Fund		Information Technology	30.16%	-7.07%
Fidelity Inv. Trust - Worldwide Fund		Energy	1.92%	-7.24%
Swedbank Robur Kapitalinvest		Information Technology	23.18%	-7.47%
Russell Inv. Co. Plc - Acadian Global Equity Fund		Information Technology	19.04%	-7.86%
Artemis Global Select Fund		Information Technology	14.78%	-9.01%
Quilter Investors Series I - Global Unconstraine..		Industrials	7.91%	-12.04%

Sensitive Sectors: Largest Fund Flows, \$, 7/31/2022 - 1/31/2023

Fund Name	New or Cla..	Sector	Fund AUM, \$	Fund Flows, \$
American Funds New Perspective Fund		Energy	\$5,610M	\$2,036.2M
American Funds New Perspective Fund		Industrials	\$12,638M	\$568.7M
St. James's Place Unit Trust - Global Value		Information Technology	\$1,720M	\$393.9M
Morgan Stanley Inv. Fds. - Global Brands Fund		Industrials	\$1,092M	\$355.6M
American Funds New Economy Fund		Information Technology	\$7,099M	\$293.7M
Guinness Asset Mgmt. Fund Plc - Global Equity I..		Information Technology	\$775M	\$250.5M
Franklin Mutual Ser. Fds. - Global Discovery Fund		Energy	\$714M	\$236.6M
Franklin Mutual Ser. Fds. - Global Discovery Fund		Industrials	\$928M	(\$371.0M)
UniGlobal		Industrials	\$826M	(\$410.9M)
UniGlobal		Information Technology	\$2,631M	(\$445.2M)
American Funds New Economy Fund		Communication Services	\$1,627M	(\$527.5M)
St. James's Place International Equity Unit Trust		Information Technology	\$1,986M	(\$578.5M)
American Funds New Perspective Fund		Communication Services	\$5,848M	(\$1,005.7M)
American Funds New Perspective Fund		Information Technology	\$20,677M	(\$1,888.7M)

Sector Sentiment Grid

We combine the latest Sector positioning, long-term positioning and short-term fund activity in the 'Sentiment Grid', below. The Y-Axis measures where today's ownership levels in each Sector sit relative to the long-term range. We calculate the Z-Score of today's average weight, funds invested % and funds O/W %, relative to all monthly observations in our fund history (going back to 9/30/2012). A figure close to 100% would indicate today's positioning is close to its maximum ever level, a figure close to zero, the lowest. The X-axis provides a measure of short-term fund activity, or 'Momentum', by looking at the changes in average weight, funds invested % and funds o/w % between 7/31/2022 and 1/31/2023, relative to each Sector. A figure above 50% means a Sector has seen relative increases in ownership, a figure below 50% indicates a relative decrease in positioning. The size of the bubble represents the average weight of each Sector.



Position Range: Average of:
Z-Score Average Weight vs history
Z-Score Funds Invested % vs history
Z-Score Funds O/W % vs history

Momentum Score: Average of:
Change in Average Weight (Percentile vs Peers)
Change in Funds Invested % (Percentile vs Peers)
Change in Funds O/W % (Percentile vs Peers)

Country / Sector Allocations



Country/Sector Allocations

Country Sectors: Average Fund Weights

Region	Country	Defensive			Cyclical			Sensitive				
		Consumer Staples	Health Care	Utilities	Consumer Discretion..	Financials	Materials	Real Estate	Information Technol..	Communication Ser..	Energy	Industrials
Americas	United States	3.29%	9.39%	0.99%	5.52%	6.32%	1.41%	0.98%	10.00%	3.91%	1.37%	4.49%
	Canada	0.09%	0.01%	0.05%	0.28%	0.62%	0.41%	0.02%	0.34%	0.11%	0.31%	0.36%
	Brazil	0.05%	0.01%	0.02%	0.02%	0.11%	0.03%	0.00%	0.00%	0.02%	0.03%	0.03%
EMEA	United Kingdom	1.35%	0.87%	0.18%	0.42%	0.81%	0.80%	0.05%	0.43%	0.22%	0.42%	0.80%
	Switzerland	0.60%	1.27%	0.00%	0.18%	0.40%	0.16%	0.02%	0.19%	0.05%	0.00%	0.22%
	France	0.64%	0.58%	0.08%	1.18%	0.43%	0.22%	0.01%	0.22%	0.15%	0.31%	1.18%
	Germany	0.08%	0.59%	0.10%	0.64%	0.50%	0.17%	0.03%	0.52%	0.19%	0.01%	0.33%
	Netherlands	0.26%	0.13%		0.18%	0.30%	0.19%	0.00%	1.18%	0.22%	0.01%	0.19%
	Sweden	0.05%	0.01%	0.00%	0.11%	0.18%	0.07%	0.01%	0.11%	0.02%		0.49%
	Denmark	0.07%	1.01%	0.09%	0.02%	0.08%	0.06%	0.00%	0.01%			0.25%
	Spain		0.02%	0.16%	0.12%	0.13%	0.02%	0.00%	0.11%	0.02%	0.05%	0.12%
	Italy	0.01%	0.03%	0.12%	0.17%	0.15%	0.03%		0.00%	0.00%	0.06%	0.05%
	Ireland	0.07%	0.02%	0.01%	0.25%	0.09%	0.14%	0.00%	0.00%			0.49%
	Russia	0.03%			0.00%	0.01%	0.01%			0.00%	0.01%	0.00%
	Saudi Arabia	0.00%	0.00%	0.00%	0.00%	0.00%	0.00%	0.00%	0.00%	0.00%	0.00%	0.00%
	South Africa	0.02%	0.00%		0.01%	0.04%	0.04%	0.00%	0.00%	0.04%	0.00%	0.00%
Asia	Japan	0.30%	0.43%	0.03%	0.67%	0.41%	0.21%	0.11%	1.14%	0.38%	0.03%	0.99%
	China & HK	0.13%	0.10%	0.07%	0.81%	1.00%	0.05%	0.11%	0.05%	0.50%	0.03%	0.29%
	Taiwan	0.00%	0.00%		0.01%	0.02%	0.00%		1.10%	0.01%	0.00%	0.02%
	Australia	0.01%	0.23%	0.01%	0.05%	0.11%	0.24%	0.04%	0.02%	0.03%	0.05%	0.10%
	South Korea	0.04%	0.01%	0.00%	0.06%	0.15%	0.04%		0.65%	0.05%	0.00%	0.02%
	India	0.03%	0.02%	0.01%	0.05%	0.65%	0.01%	0.03%	0.08%	0.02%	0.05%	0.00%
	Singapore	0.01%		0.00%	0.04%	0.32%	0.00%	0.04%	0.01%	0.02%		0.02%

Country Sectors: Funds Invested %

Region	Country	Defensive			Cyclical			Sensitive				
		Consumer Staples	Health Care	Utilities	Consumer Discretion..	Financials	Materials	Real Estate	Information Technol..	Communication Ser..	Energy	Industrials
Americas	United States	79.05%	96.65%	48.88%	93.02%	92.74%	60.06%	51.12%	98.60%	86.03%	45.81%	90.78%
	Canada	13.97%	1.40%	11.17%	28.77%	36.03%	31.01%	6.70%	26.26%	15.08%	23.46%	30.45%
	Brazil	6.98%	4.19%	5.03%	4.75%	13.41%	5.31%	0.84%	1.68%	3.35%	4.19%	5.03%
EMEA	United Kingdom	62.29%	55.59%	18.99%	34.36%	49.16%	49.72%	9.78%	34.64%	26.54%	29.33%	50.28%
	Switzerland	35.31%	65.08%	0.28%	15.64%	34.92%	15.08%	4.75%	18.99%	10.06%	0.56%	25.14%
	France	35.31%	44.41%	11.73%	55.03%	34.64%	20.67%	5.59%	27.09%	16.48%	22.91%	61.17%
	Germany	8.66%	41.34%	11.73%	44.69%	32.12%	18.99%	7.82%	34.36%	21.23%	1.68%	31.84%
	Netherlands	23.74%	17.32%		18.44%	24.86%	20.67%	2.23%	53.35%	21.79%	1.96%	21.79%
	Sweden	6.42%	4.19%	1.68%	16.76%	14.80%	12.29%	2.51%	14.80%	6.42%		35.47%
	Denmark	9.22%	46.65%	8.10%	5.87%	7.26%	6.70%	0.28%	3.07%			24.30%
	Spain		4.19%	19.27%	12.57%	17.60%	1.40%	0.56%	8.38%	3.63%	10.06%	18.99%
	Italy	5.31%	6.42%	16.76%	13.41%	18.44%	3.91%		0.56%	1.12%	11.73%	8.66%
	Ireland	6.98%	6.15%	1.68%	17.88%	6.70%	15.64%	0.28%	0.28%			31.56%
	Russia	6.42%			0.56%	1.68%	2.51%			0.28%	1.68%	0.28%
	Saudi Arabia	0.00%	0.00%	0.56%	0.28%	1.68%	0.84%	0.56%	0.28%	0.84%	0.56%	0.28%
	South Africa	2.79%	0.00%		2.51%	7.82%	7.54%	0.00%	0.28%	5.03%	0.00%	0.56%
Asia	Japan	30.17%	41.06%	9.50%	47.49%	32.96%	25.98%	20.67%	62.29%	32.40%	10.06%	61.17%
	China & HK	18.72%	12.57%	14.25%	45.81%	53.91%	6.98%	19.83%	11.45%	33.80%	6.98%	27.93%
	Taiwan	1.40%	1.12%		3.07%	5.03%	1.96%		53.91%	2.23%	0.00%	5.59%
	Australia	6.98%	18.99%	1.68%	9.22%	17.88%	25.14%	9.50%	5.03%	8.38%	11.73%	17.32%
	South Korea	5.59%	3.07%	0.56%	9.22%	12.01%	5.59%		40.22%	7.82%	1.40%	6.15%
	India	3.07%	3.91%	3.35%	4.19%	31.28%	2.51%	1.96%	9.50%	3.63%	5.87%	3.35%
	Singapore	5.31%		0.28%	8.66%	27.37%	0.56%	7.54%	4.19%	5.59%		7.82%

Defensive Country/Sectors: Largest Fund Weights, %

Fund Name	Country Sector	Weight (%)
Baillie Gifford Investment Funds ICVC - ..	United States Health Care	25.26%
LO Funds - Golden Age	United States Health Care	24.42%
M&G (Lux) Investment Funds 1 - Positiv..	United States Health Care	23.67%
Seligson & Co. Global Top 25 Brands Fu..	United States Consumer St..	23.41%
NN (L) - Global Equity Impact Opportuni..	United States Health Care	22.79%
JOHCM Umbrella Fund Plc - Global Sele..	United States Health Care	22.03%
Fundsmith Equity Fund	United States Consumer St..	21.86%
Fonditalia - Equity Global High Dividend	United States Health Care	21.46%
Delaware Global Value Equity Fund	United States Consumer St..	21.41%
Fidelity Funds SICAV - Global Demogra..	United States Health Care	21.12%
Morgan Stanley Invnt. Fds. - Global Quali..	United States Health Care	20.78%
Morgan Stanley Invnt. Fds. - Global Bran..	United States Health Care	20.57%
Nordea Invest Globale UdbytteAktier	United States Health Care	19.62%
DPAM B - Equities World Sustainable	United States Health Care	19.03%
AXA Framlington Global Thematics	United States Health Care	18.47%

Cyclical Country/Sectors: Largest Fund Weights, %

Fund Name	Country Sector	Weight (%)
GAMAX Funds - Junior	United States Consumer Dis..	28.05%
Skagen Global	United States Financials	22.98%
St. James's Place Unit Trust - Global	United States Financials	20.68%
Artisan Global Value Fund	United States Financials	20.55%
Invesco Global Invnt. Ser. - Global Equity..	United States Financials	19.30%
Castle Focus Fund	United States Financials	18.71%
Maj Invest Value Aktier	United States Consumer Dis..	18.61%
Sarasin IE Global Equity Opportunities ..	United States Consumer Dis..	17.98%
Sarasin IE Global Equity Opportunities ..	United States Consumer Dis..	17.91%
Frontier MFG Global Plus Fund	United States Consumer Dis..	17.53%
Skagen Facus	Canada Materials	17.38%
Fidelity Funds SICAV - Global Focus Fu..	United States Financials	16.86%
Fidelity Inv. Trust - Worldwide Fund	United States Financials	15.59%
Multicooperation SICAV - Julius Baer E..	United States Financials	15.58%
JPMorgan Funds - Global Focus Fund	United States Consumer Dis..	15.57%

Sensitive Country/Sectors: Largest Fund Weights, %

Fund Name	Country Sector	Weight (%)
Guinness Atkinson Global Innovators F..	United States Information T..	46.96%
GAM Funds - Disruptive Growth	United States Information T..	45.23%
Polen Global Growth Fund	United States Information T..	39.59%
GAM Star Fund Plc - Worldwide Equity	United States Information T..	39.23%
AZ Fund 1 - Equity - Global Growth	United States Information T..	34.81%
Aviva Invs. - Global Equity Endurance F..	United States Information T..	32.18%
Ninety One Glb. Strat. Fd. - Global Fran..	United States Information T..	30.47%
Virtus SGA Global Growth Fund	United States Information T..	29.91%
Swedbank Robur Globalfond	United States Information T..	29.61%
Ninety One Glb. Strat. Fd. - Global Quali..	United States Information T..	29.53%
UBS (D) Equity Fund - Global Opportuni..	United States Information T..	29.22%
Ninety One Glb. Strat. Fd. - Global Quali..	United States Information T..	28.69%
GAMCO Global Growth Fund	United States Information T..	28.64%
Allianz Interglobal	United States Information T..	28.64%
Artisan Global Discovery Fund	United States Information T..	27.54%

Country/Sector Allocations Relative to Benchmark

Country Sectors: Average Fund Weights vs ACWI

Region	Country	Defensive			Cyclical			Sensitive				
		Consumer Staples	Health Care	Utilities	Consumer Discretionary	Financials	Materials	Real Estate	Information Technology	Communication Services	Energy	Industrials
Americas	United States	0.00%	-0.30%	-0.72%	-1.45%	-0.53%	0.00%	-0.72%	-1.06%	-0.63%	-1.46%	-0.43%
	Canada	0.00%	0.01%	-0.04%	0.02%	-0.52%	0.04%	0.02%	0.17%	0.01%	-0.29%	-0.08%
	Brazil	0.00%	0.00%	-0.02%	-0.01%	-0.02%	-0.10%	0.00%	-0.01%	0.02%	-0.07%	-0.02%
EMEA	United Kingdom	0.63%	0.30%	0.03%	0.18%	0.09%	0.15%	0.01%	0.29%	0.07%	-0.14%	0.33%
	Switzerland	0.01%	0.41%	0.00%	0.00%	-0.02%	-0.02%	0.01%	0.05%	0.02%	0.00%	-0.04%
	France	0.34%	0.28%	-0.02%	0.52%	0.09%	0.08%	0.00%	0.06%	0.07%	0.06%	0.56%
	Germany	0.03%	0.14%	0.01%	0.25%	0.12%	0.02%	-0.01%	0.24%	0.06%	0.01%	0.15%
	Netherlands	0.14%	0.05%		0.00%	0.14%	0.08%	-0.01%	0.55%	0.15%	0.01%	0.14%
	Sweden	0.02%	0.00%	0.00%	0.02%	-0.01%	0.03%	-0.01%	0.05%	-0.01%		0.19%
	Denmark	0.02%	0.57%	0.05%	0.01%	0.04%	0.04%	0.00%	0.01%			0.10%
	Spain		0.01%	0.00%	0.05%	-0.07%	0.02%	0.00%	0.06%	-0.03%	-0.02%	0.02%
	Italy	0.00%	0.01%	0.02%	0.10%	-0.05%	0.02%		-0.01%	-0.01%	-0.03%	0.04%
	Ireland	0.04%	0.01%	0.00%	0.16%	0.07%	0.07%	0.00%	0.00%			0.31%
	Russia	-0.03%			0.00%	0.01%	0.01%			0.00%	0.01%	0.00%
South Africa	0.01%	0.00%		-0.02%	-0.09%	-0.09%	-0.01%	0.00%	-0.05%	-0.01%	0.00%	
Saudi Arabia	-0.01%	-0.01%	-0.02%	0.00%	-0.20%	-0.10%	-0.01%	0.00%	-0.03%	-0.04%	0.00%	
Asia	Japan	-0.02%	-0.10%	-0.02%	-0.27%	-0.24%	-0.12%	-0.05%	0.24%	0.02%	-0.01%	-0.21%
	China & HK	-0.11%	-0.16%	-0.10%	-0.21%	0.12%	-0.05%	-0.23%	-0.20%	-0.23%	-0.13%	-0.10%
	Taiwan	-0.04%	0.00%		-0.02%	-0.17%	-0.16%		0.02%	-0.03%	0.00%	-0.08%
	Australia	-0.10%	0.03%	-0.01%	-0.06%	-0.63%	-0.23%	-0.06%	0.00%	0.00%	-0.07%	-0.01%
	South Korea	0.01%	-0.06%	0.00%	-0.09%	0.04%	-0.09%		-0.06%	0.04%	-0.01%	-0.08%
	India	-0.10%	-0.03%	-0.07%	-0.09%	0.29%	-0.17%	0.02%	-0.17%	-0.02%	-0.10%	-0.09%
	Singapore	-0.01%		0.00%	0.00%	0.13%	0.00%	-0.03%	0.01%	0.00%		-0.03%

Country Sectors: Percentage of Funds Overweight the ACWI

Region	Country	Defensive			Cyclical			Sensitive				
		Consumer Staples	Health Care	Utilities	Consumer Discretionary	Financials	Materials	Real Estate	Information Technology	Communication Services	Energy	Industrials
Americas	United States	40.22%	58.65%	22.07%	29.05%	44.13%	39.11%	24.86%	44.13%	36.03%	22.07%	39.11%
	Canada	12.29%	1.40%	9.22%	22.07%	20.11%	21.79%	6.70%	20.67%	12.57%	14.53%	20.95%
	Brazil	6.15%	3.63%	3.91%	4.75%	10.89%	3.91%	0.84%	1.12%	3.35%	3.07%	4.47%
EMEA	United Kingdom	53.07%	44.97%	15.64%	29.33%	35.47%	38.83%	8.38%	30.45%	22.07%	22.07%	39.66%
	Switzerland	29.05%	51.12%	0.28%	12.01%	24.86%	12.01%	4.75%	13.69%	9.22%	0.56%	18.44%
	France	32.40%	39.11%	10.61%	44.97%	27.93%	16.20%	4.75%	22.07%	14.80%	20.11%	47.77%
	Germany	6.98%	32.68%	10.06%	37.15%	25.42%	14.80%	5.59%	28.49%	18.44%	1.68%	27.37%
	Netherlands	21.23%	13.41%		14.25%	20.67%	17.88%	1.12%	43.58%	20.11%	1.96%	20.95%
	Sweden	6.15%	3.91%	1.68%	13.13%	10.89%	11.77%	1.68%	10.61%	5.31%		27.37%
	Denmark	8.38%	39.94%	8.10%	5.31%	5.87%	6.15%	0.28%	3.07%			20.95%
	Spain		3.63%	15.64%	11.45%	13.13%	1.40%	0.56%	8.38%	2.51%	8.66%	15.92%
	Italy	4.75%	5.87%	15.08%	12.57%	13.97%	3.63%		0.56%	1.12%	9.22%	7.54%
	Ireland	6.98%	5.31%	1.68%	16.76%	6.42%	14.80%	0.28%	0.28%			27.65%
	Russia	5.31%			0.56%	1.68%	2.51%			0.28%	1.68%	0.28%
Saudi Arabia	0.00%	0.00%	0.56%	0.28%	0.28%	0.00%	0.56%	0.28%	0.84%	0.56%	0.28%	
South Africa	2.51%	0.00%		2.23%	5.03%	3.91%	0.00%	0.28%	4.47%	0.00%	0.56%	
Asia	Japan	21.79%	26.82%	7.26%	28.77%	20.39%	18.99%	15.36%	46.37%	24.58%	8.38%	36.31%
	China & HK	11.17%	7.26%	8.38%	23.18%	36.87%	5.31%	8.94%	6.42%	18.99%	4.47%	15.36%
	Australia	4.19%	14.53%	1.40%	5.87%	4.19%	14.53%	5.59%	4.75%	8.10%	6.42%	13.41%
	Taiwan	0.56%	1.12%		2.51%	3.07%	0.56%		43.02%	1.68%	0.00%	2.79%
	South Korea	3.91%	1.68%	0.56%	6.70%	10.06%	4.47%		29.89%	7.82%	1.12%	3.07%
	India	2.79%	3.35%	1.96%	2.79%	27.93%	1.40%	1.96%	6.15%	3.07%	5.31%	1.12%
	Singapore	4.47%		0.28%	6.70%	24.02%	0.56%	5.03%	4.19%	4.47%		5.31%

Defensive Country/Sectors: Largest Over/Underweights, %

Fund Name	Country Sector	Weight
Seligson & Co. Global Top 25 Br.	United States Consumer Staples	20.12%
Fundsmith Equity Fund	United States Consumer Staples	18.56%
Delaware Global Value Equity Fu..	United States Consumer Staples	18.12%
Baillie Gifford Investment Funds..	United States Health Care	16.80%
LO Funds - Golden Age	United States Health Care	15.96%
M&G (Lux) Investment Funds 1 - ..	United States Health Care	15.21%
NN (L) - Global Equity Impact Op..	United States Health Care	14.34%
Delaware Global Equity Fund	United States Consumer Staples	13.74%
MainFirst SICAV - Global Equitie..	United States Health Care	-8.46%
Longleaf Partners Global Fund	United States Health Care	-8.46%
Jupiter Global Fund (The) - Glob..	United States Health Care	-8.46%
FTIF SICAV - Global Climate Cha..	United States Health Care	-8.46%
First Sentier Investors ICVC - St..	United States Health Care	-8.46%
Columbia International Dividend..	United States Health Care	-8.46%
BL - Equities Dividend	United States Health Care	-8.46%
Aberdeen Standard SICAV I - GI..	United States Health Care	-8.46%

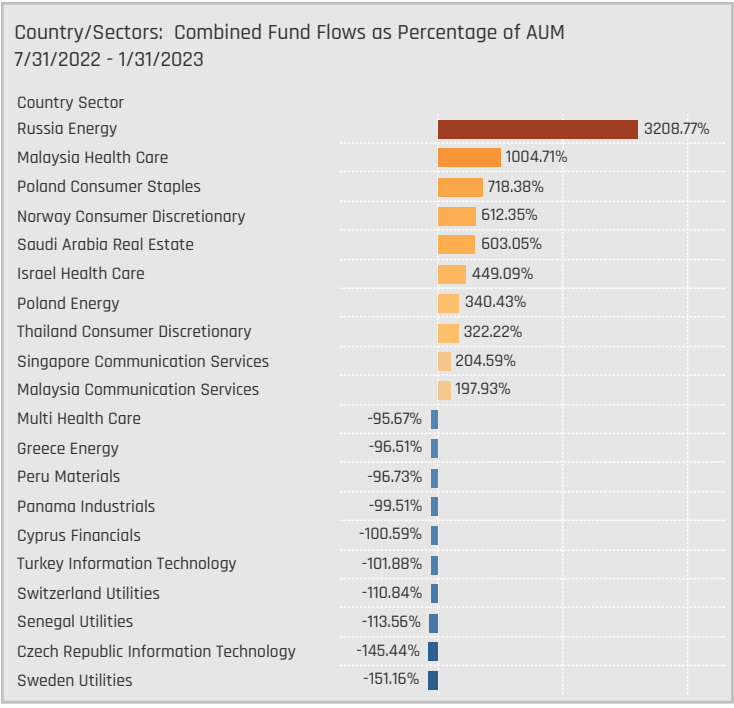
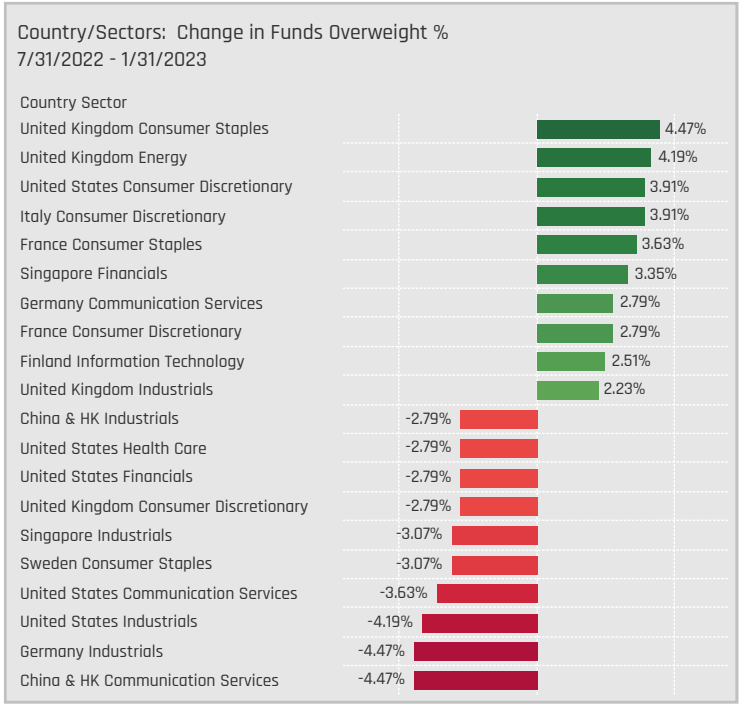
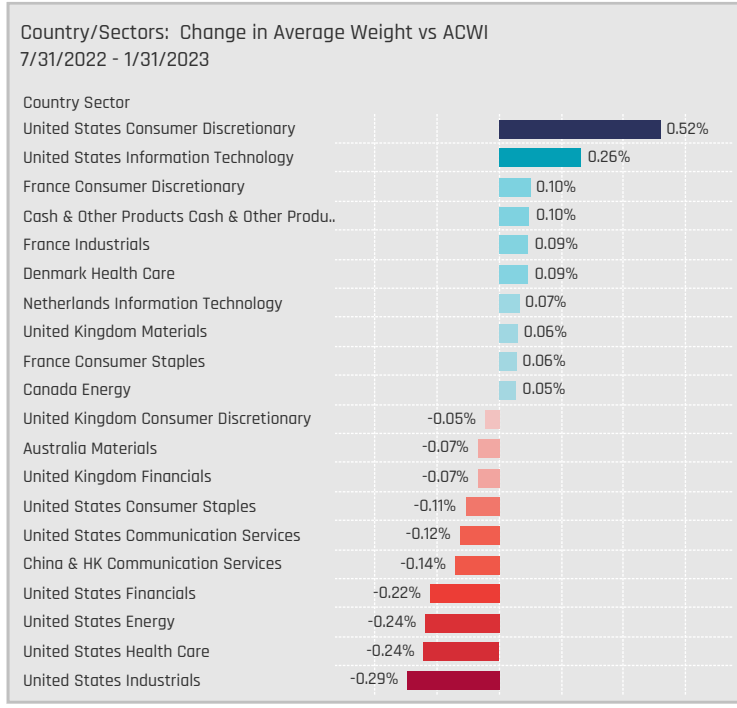
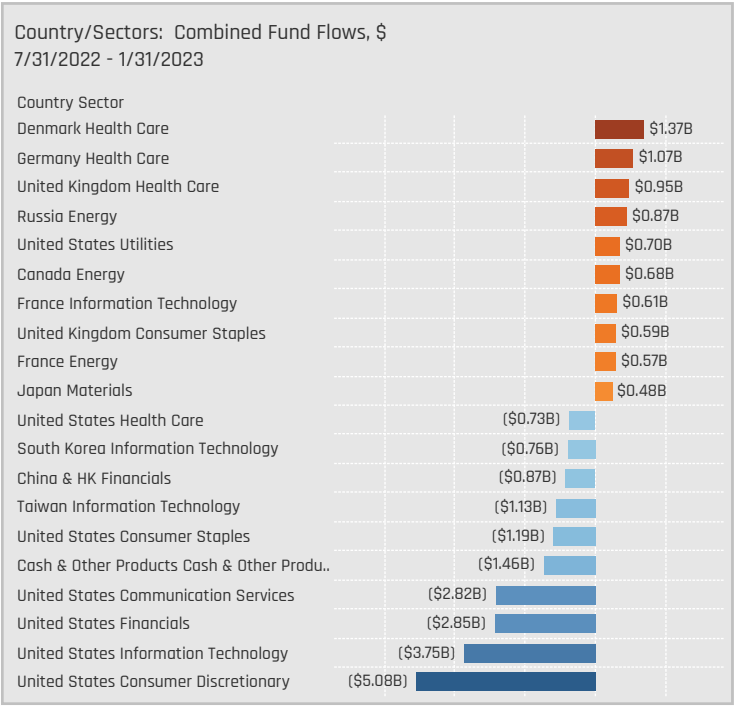
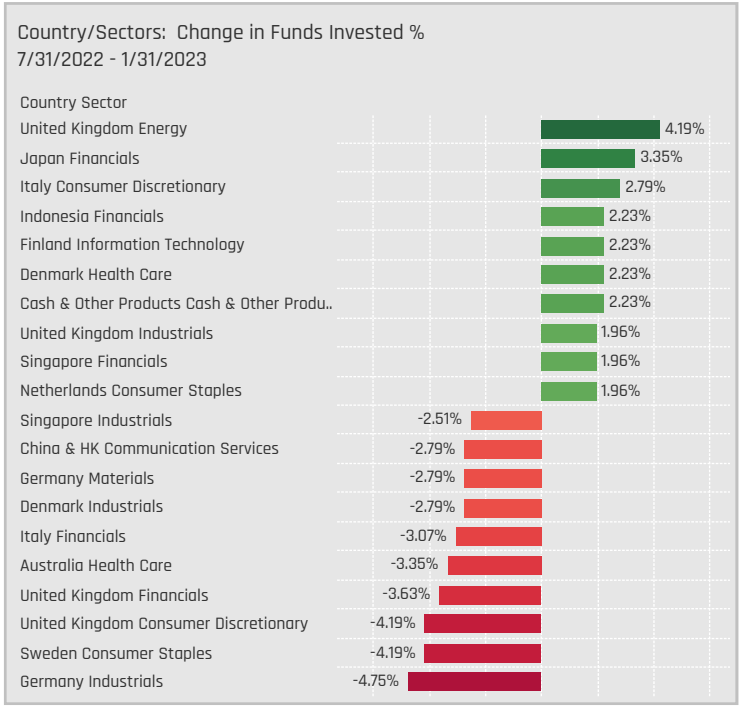
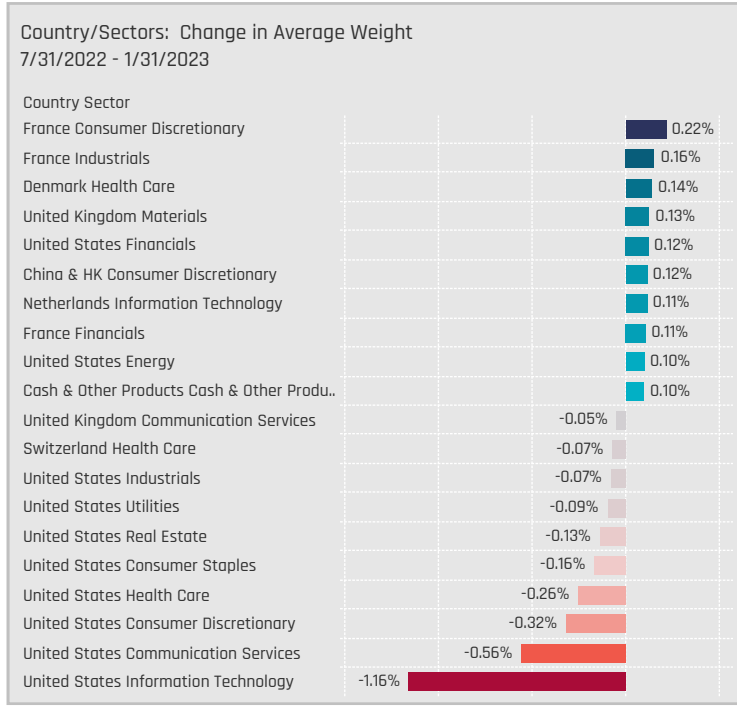
Cyclical Country/Sectors: Largest Over/Underweights, %

Fund Name	Country Sector	Weight
GAMAX Funds - Junior	United States Consumer Discretionary	21.08%
Skagen Focus	Canada Materials	17.02%
Skagen Global	United States Financials	16.12%
Foord SICAV - Global Equity Fund ..	China & HK Consumer Discretionary	14.22%
St. James's Place Unit Trust - Glo..	United States Financials	13.82%
Artisan Global Value Fund	United States Financials	13.69%
PGIM Jennison Global Opportuniti..	France Consumer Discretionary	12.60%
Invesco Global Invnt. Ser. - Global E..	United States Financials	12.45%
BNY Mellon Investment Fds. - Glo..	United States Consumer Discretionary	-5.97%
BlackRock Global Dividend Portfoli..	United States Consumer Discretionary	-5.97%
BL - Equities Dividend	United States Consumer Discretionary	-5.97%
ASN Beleggingsfondsen UCITS NV..	United States Consumer Discretionary	-5.97%
Artemis SmartGARP Global Equity..	United States Consumer Discretionary	-5.97%
Artemis Institutional Global Capit..	United States Consumer Discretionary	-5.97%
Artemis Global Select Fund	United States Consumer Discretionary	-5.97%
AEGON ASSET Mgmt. Invnt. Co. (Irel..	United States Consumer Discretionary	-5.97%

Sensitive Country/Sectors: Largest Over/Underweights, %

Fund Name	Country Sector	Weight
Guinness Atkinson Global Innovato..	United States Information Technology	
GAM Funds - Disruptive Growth	United States Information Technology	29.08%
Polen Global Growth Fund	United States Information Technology	23.44%
GAM Star Fund Plc - Worldwide Eq..	United States Information Technology	23.08%
AZ Fund 1 - Equity - Global Growth	United States Information Technology	18.65%
Aviva Invs. - Global Equity Enduran..	United States Information Technology	16.03%
Ninety One Glob. Strat. Fd. - Global ..	United States Information Technology	14.32%
PineBridge Global Funds - Global F..	United States Industrials	13.80%
Baillie Gifford Investment Funds IC..	United States Information Technology	-13.97%
Delaware Global Equity Fund	United States Information Technology	-14.00%
Davis Global Fund	United States Information Technology	-14.19%
Artisan Global Equity Fund	United States Information Technology	-14.26%
LO Funds - Golden Age	United States Information Technology	-14.29%
St. James's Place Unit Trust - Glob..	United States Information Technology	-14.37%
Artisan Global Value Fund	United States Information Technology	-14.37%
Delaware Global Value Equity Fund	United States Information Technology	-16.14%

Country/Sector Allocation Changes [Aggregate]



Country/Sector Allocation Changes [Fund Level]

Defensive Country/Sectors: Largest Changes in Fund Weight, %, 7/31/2022 - 1/31/2023

Fund Name	New or C.	Country Sector	Fund Weight, %	Weight Change, %
Fidelity Inv. Funds - Global Focus Fund		United States Health Care	16.46%	5.61%
BL - Equities Dividend		United Kingdom Utilities	10.81%	5.28%
PGIM Jennison Global Opportunities Fund		United States Health Care	11.94%	4.07%
Fidelity Advisor Global Capital Appreciation Fund		United States Health Care	5.71%	4.05%
AZ Fund 1 - Equity - Global Growth		United States Health Care	7.80%	3.95%
MassMutual Premier Global Fund		Denmark Health Care	3.45%	3.33%
Columbia Select Global Equity Fund	New	United Kingdom Consumer Staples	3.31%	3.31%
JOHCM Umbrella Fund Plc - Global Select Fund		United States Health Care	22.03%	-4.43%
Fidelity Inv. Trust - Worldwide Fund		United States Consumer Staples	0.87%	-4.73%
Quilter Investors Series I - Global Unconstraine..	Close	United Kingdom Consumer Staples	0.00%	-5.27%
SEB Aktiesparfond		United States Health Care	12.02%	-5.40%
Seligson & Co. Global Top 25 Brands Fund		United States Consumer Staples	23.41%	-6.65%
Touchstone Strategic Trust - Non-US ESG Equit..		United States Health Care	2.48%	-8.20%
DWS Invest - CROCI Global Dividends		United States Health Care	7.12%	-8.25%

Defensive Country/Sectors: Largest Fund Flows, \$, 7/31/2022 - 1/31/2023

Fund Name	New or Cl.	Country Sector	Fund AUM, \$	Fund Flows, \$
American Funds New Perspective Fund		Denmark Health Care	\$2,770M	\$1,009.8M
American Funds Capital World Growth & Incom..		United States Health Care	\$10,304M	\$547.3M
American Funds Capital World Growth & Incom..		Denmark Health Care	\$678M	\$425.5M
American Funds New Perspective Fund		United States Health Care	\$11,662M	\$380.5M
American Funds Capital World Growth & Incom..		United States Consumer Staples	\$3,858M	\$376.5M
American Funds New Economy Fund		United States Health Care	\$4,565M	\$362.0M
American Funds Capital World Growth & Incom..		Japan Health Care	\$1,299M	\$342.3M
American Funds New Economy Fund		China & HK Utilities	\$4M	(\$210.4M)
Templeton Growth Fund Inc.		United Kingdom Health Care	\$86M	(\$225.8M)
American Funds Capital World Growth & Incom..		France Health Care	\$137M	(\$310.7M)
American Funds Capital World Growth & Incom..	Close	United Kingdom Utilities		(\$379.9M)
DWS Top Dividende		United States Consumer Staples	\$787M	(\$505.2M)
Morgan Stanley Invt. Fds. - Global Brands Fund		United States Consumer Staples	\$2,864M	(\$557.7M)
Fidelity Series Intrinsic Opportunities Fund		United States Health Care	\$814M	(\$828.6M)

Cyclical Country/Sectors: Largest Changes in Fund Weight, %, 7/31/2022 - 1/31/2023

Fund Name	New or C.	Country Sector	Fund Weight, %	Weight Change, %
Quilter Investors Series I - Global Unconstraine..	New	United States Materials	11.34%	11.34%
Quilter Investors Series I - Global Unconstraine..		United States Consumer Discretion..	12.29%	10.69%
Fidelity Inv. Trust - Worldwide Fund		United States Financials	15.59%	10.38%
Artisan Global Equity Fund		China & HK Consumer Discretionary	8.68%	7.69%
SEB Fund 1 - Global Climate Opportunity Fund		China & HK Real Estate	6.47%	5.83%
GAM Funds - Disruptive Growth		China & HK Consumer Discretionary	7.09%	5.53%
American Century Focused Global Growth Fund	New	United States Materials	5.35%	5.35%
Baillie Gifford Investment Funds ICVC - Long Te..		United States Consumer Discretion..	9.48%	-5.71%
Quilter Investors Series I - Global Unconstraine..		United States Financials	3.91%	-6.48%
Castle Focus Fund		United States Financials	18.71%	-7.43%
Quilter Investors Series I - Global Unconstraine..	Close	Germany Consumer Discretionary	0.00%	-8.16%
Longleaf Partners Global Fund	Close	Netherlands Financials	0.00%	-8.79%
PGIM Jennison Global Opportunities Fund		United States Consumer Discretion..	3.95%	-9.31%
Touchstone Strategic Trust - Non-US ESG Equit..		United States Financials	3.35%	-9.33%

Cyclical Country/Sectors: Largest Fund Flows, \$, 7/31/2022 - 1/31/2023

Fund Name	New or Cl.	Country Sector	Fund AUM, \$	Fund Flows, \$
American Funds Capital World Growth & Incom..		Japan Materials	\$604M	\$411.7M
American Funds Capital World Growth & Incom..	New	Singapore Consumer Discretionary	\$328M	\$309.0M
American Funds Capital World Growth & Incom..	New	Singapore Financials	\$341M	\$303.9M
American Funds Capital World Growth & Incom..		United States Materials	\$1,193M	\$279.8M
American Funds New Perspective Fund		United Kingdom Consumer Discretio..	\$436M	\$272.1M
UniGlobal		United States Consumer Discretion..	\$947M	\$218.9M
American Funds New Perspective Fund		United States Materials	\$1,444M	\$211.7M
PGIM Jennison Global Opportunities Fund		United States Consumer Discretion..	\$185M	(\$363.0M)
American Funds Capital World Growth & Incom..		United States Real Estate	\$774M	(\$425.7M)
American Funds New Perspective Fund		Netherlands Consumer Discretionary	\$588M	(\$517.5M)
First Eagle Global Fund		United States Financials	\$2,816M	(\$547.8M)
American Funds Capital World Growth & Incom..		United States Financials	\$5,263M	(\$606.0M)
Fidelity Series Intrinsic Opportunities Fund		United States Financials	\$462M	(\$679.6M)
American Funds New Perspective Fund		United States Consumer Discretion..	\$7,858M	(\$3,481.1M)

Sensitive Country/Sectors: Largest Changes in Fund Weight, %, 7/31/2022 - 1/31/2023

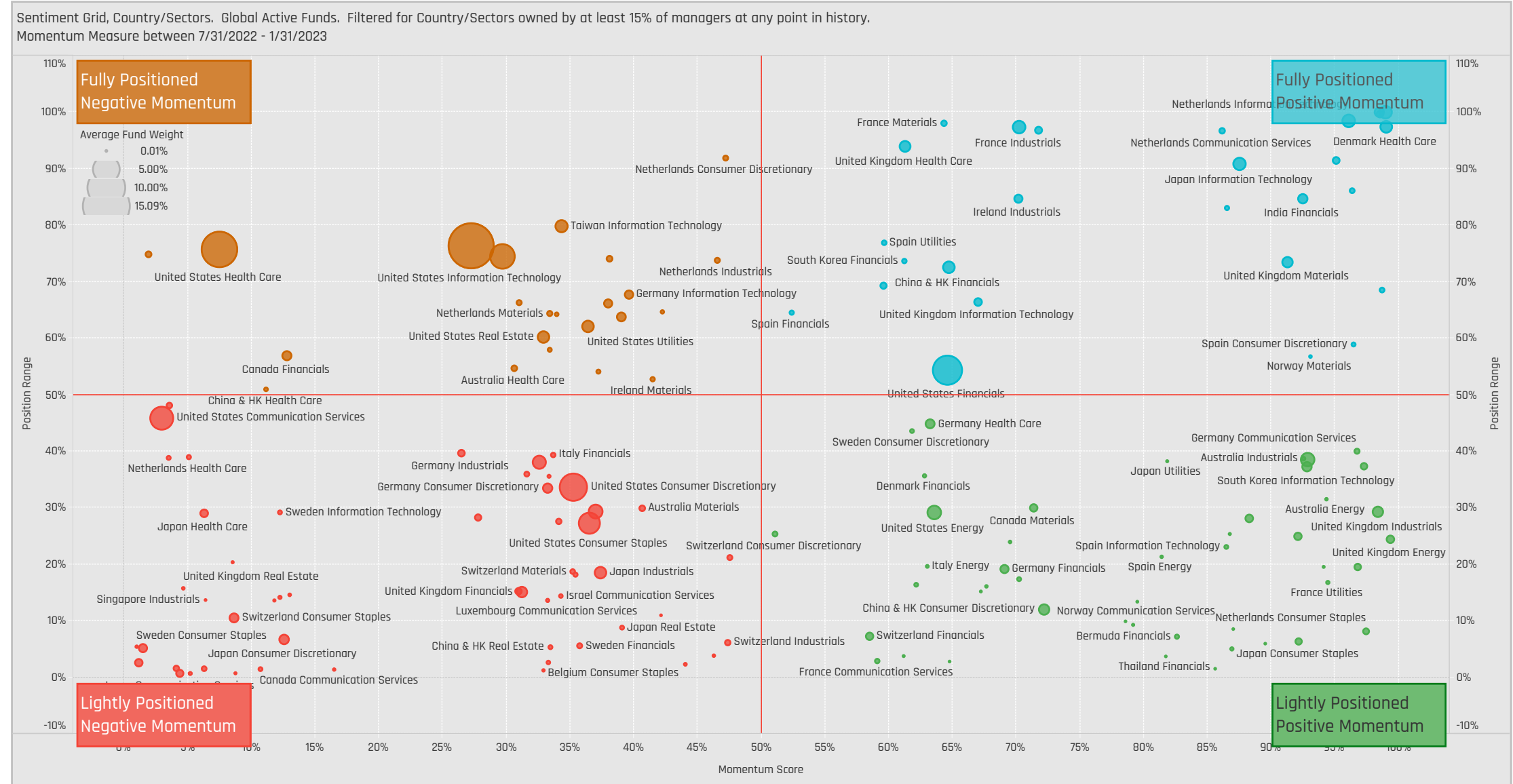
Fund Name	New or C.	Country Sector	Fund Weight, %	Weight Change, %
Quilter Investors Series I - Global Unconstraine..		United States Information Technolog..	13.43%	11.08%
GAM Funds - Disruptive Growth		United States Information Technolog..	45.23%	6.04%
S&W Aubrey Capital Mgmt. Inv. Funds - Global ..		United Kingdom Industrials	7.58%	4.93%
John Hancock Funds II - Global Equity Fund		United States Information Technolog..	21.81%	4.87%
Quilter Investors Series I - Global Unconstraine..	New	Canada Information Technology	4.77%	4.77%
Quilter Investors Series I - Global Unconstraine..	New	Canada Energy	4.27%	4.27%
Liontrust Investment Funds I - Global Innovatio..		United States Information Technolog..	24.02%	4.07%
Brown Advisory Global Leaders Fund		United States Information Technolog..	22.34%	-6.48%
UniNachhaltig Aktien Global		United States Information Technolog..	15.67%	-6.73%
Causeway Global Value Fund		United States Industrials	8.88%	-6.76%
Fidelity Inv. Trust - Worldwide Fund	Close	United States Energy	0.00%	-7.19%
DWS Global Growth		United States Information Technolog..	22.09%	-7.30%
Artemis Global Select Fund		United States Information Technolog..	10.36%	-7.61%
Touchstone Strategic Trust - Non-US ESG Equit..		United States Information Technolog..	7.55%	-11.23%

Sensitive Country/Sectors: Largest Fund Flows, \$, 7/31/2022 - 1/31/2023

Fund Name	New or Cl.	Country Sector	Fund AUM, \$	Fund Flows, \$
American Funds New Perspective Fund		United States Industrials	\$5,401M	\$513.0M
American Funds New Perspective Fund		Canada Energy	\$1,237M	\$536.7M
American Funds New Perspective Fund		Russia Energy	\$489M	\$455.1M
American Funds New Perspective Fund		France Energy	\$773M	\$458.9M
American Funds Capital World Growth & Incom..		Japan Information Technology	\$1,550M	\$413.7M
American Funds Capital World Growth & Incom..	New	Russia Energy	\$405M	\$405.4M
American Funds Capital World Growth & Incom..		France Information Technology	\$797M	\$385.1M
American Funds New Perspective Fund		South Korea Information Technology	\$328M	(\$448.8M)
UniGlobal		United States Information Technology	\$2,057M	(\$452.1M)
St. James's Place International Equity Unit Trust		United States Information Technology	\$1,535M	(\$520.5M)
American Funds Capital World Growth & Incom..		United States Communication Servic..	\$3,285M	(\$692.8M)
American Funds New Perspective Fund		United States Information Technology	\$11,404M	(\$782.0M)
American Funds Capital World Growth & Incom..		United States Information Technology	\$10,362M	(\$800.4M)
American Funds New Perspective Fund		United States Communication Servic..	\$4,323M	(\$1,571.1M)

Country/Sector Sentiment Grid

We combine the latest country/sector positioning, long-term positioning and short-term fund activity in the 'Sentiment Grid', below. The Y-Axis measures where today's ownership levels in each country/sector sit relative to the long-term range. We calculate the Z-Score of today's average weight, funds invested % and funds O/W %, relative to all monthly observations in our fund history (going back to 9/30/2012). A figure close to 100% would indicate today's positioning is close to its maximum ever level, a figure close to zero, the lowest. The X-axis provides a measure of short-term fund activity, or 'Momentum', by looking at the changes in average weight, funds invested % and funds o/w % between 7/31/2022 and 1/31/2023, relative to each country/sector. A figure above 50% means a country/sector has seen relative increases in ownership, a figure below 50% indicates a relative decrease in positioning. The size of the bubble represents the average weight of each country/sector.



Position Range: Average of:
 Z-Score Average Weight vs history
 Z-Score Funds Invested % vs history
 Z-Score Funds O/W % vs history

Momentum Score: Average of:
 Change in Average Weight (Percentile vs Peers)
 Change in Funds Invested % (Percentile vs Peers)
 Change in Funds O/W % (Percentile vs Peers)

Stock Allocations

Stock Holdings Snapshot, Americas

Americas: Aggregate Stock Holdings Data, Ranked by Most Widely Held.

Ticker	Stock Name	Funds Invested %	Average Weight	Vs Benchmark	Fund AUM, \$
MSFT-US	Microsoft Corporation	75.98%	2.64%	-0.26%	\$27,795.97M
GOOGL-US	Alphabet Inc. Class A	49.44%	1.11%	0.13%	\$9,284.86M
AMZN-US	Amazon.com, Inc.	45.25%	0.98%	-0.57%	\$8,374.97M
V-US	Visa Inc. Class A	44.69%	1.05%	0.41%	\$9,991.72M
UNH-US	UnitedHealth Group Incorporated	44.13%	0.80%	0.04%	\$8,786.96M
AAPL-US	Apple Inc.	43.02%	1.26%	-2.60%	\$10,547.36M
MA-US	Mastercard Incorporated Class A	38.83%	0.81%	0.27%	\$6,027.66M
TMO-US	Thermo Fisher Scientific Inc.	34.64%	0.64%	0.27%	\$6,629.01M
MRK-US	Merck & Co., Inc.	33.52%	0.51%	0.06%	\$3,176.42M
JNJ-US	Johnson & Johnson	32.68%	0.47%	-0.23%	\$3,859.94M
ADBE-US	Adobe Incorporated	31.84%	0.42%	0.14%	\$3,204.08M
JPM-US	JPMorgan Chase & Co.	31.56%	0.46%	-0.22%	\$6,276.10M
ACN-US	Accenture Plc Class A	30.73%	0.39%	0.10%	\$3,628.54M
NVDA-US	NVIDIA Corporation	30.45%	0.47%	-0.33%	\$3,982.65M
META-US	Meta Platforms Inc. Class A	30.45%	0.37%	-0.19%	\$6,151.24M
GOOG-US	Alphabet Inc. Class C	30.45%	0.62%	-0.29%	\$7,018.85M
ABBV-US	AbbVie, Inc.	28.77%	0.34%	-0.08%	\$2,813.28M
CSCO-US	Cisco Systems, Inc.	28.49%	0.33%	-0.01%	\$2,197.98M
PG-US	Procter & Gamble Company	28.21%	0.34%	-0.22%	\$2,586.85M
BMJ-US	Bristol-Myers Squibb Company	27.37%	0.31%	0.04%	\$2,401.30M
TXN-US	Texas Instruments Incorporated	26.82%	0.34%	0.06%	\$2,368.70M
PFE-US	Pfizer Inc.	26.26%	0.24%	-0.16%	\$3,060.19M
PEP-US	PepsiCo, Inc.	25.98%	0.33%	-0.05%	\$3,004.09M
LLY-US	Eli Lilly and Company	25.98%	0.33%	-0.11%	\$5,140.46M
INTU-US	Intuit Inc.	25.98%	0.43%	0.25%	\$2,955.41M

Americas: Aggregate Stock Holdings Data, Largest Overweight Holdings

Ticker	Stock Name	Vs Benchmark	Average Weight	Funds Invested %	Fund AUM, \$
V-US	Visa Inc. Class A	0.41%	1.05%	44.69%	\$9,991.72M
MA-US	Mastercard Incorporated Class A	0.27%	0.81%	38.83%	\$6,027.66M
TMO-US	Thermo Fisher Scientific Inc.	0.27%	0.64%	34.64%	\$6,629.01M
INTU-US	Intuit Inc.	0.25%	0.43%	25.98%	\$2,955.41M
ICE-US	Intercontinental Exchange, Inc.	0.17%	0.27%	18.16%	\$2,083.11M
ELV-US	Elevance Health, Inc.	0.14%	0.35%	25.70%	\$3,548.82M
ADBE-US	Adobe Incorporated	0.14%	0.42%	31.84%	\$3,204.08M
EL-US	Estee Lauder Companies Inc. Class A	0.14%	0.24%	17.88%	\$3,535.40M
SCHW-US	Charles Schwab Corp	0.13%	0.31%	18.99%	\$2,689.44M
BSX-US	Boston Scientific Corporation	0.13%	0.23%	13.69%	\$1,518.68M

Americas: Aggregate Stock Holdings Data, Largest Underweight Holdings

Ticker	Stock Name	Vs Benchmark	Average Weight	Funds Invested %	Fund AUM, \$
AAPL-US	Apple Inc.	-2.60%	1.26%	43.02%	\$10,547.36M
XDM-US	Exxon Mobil Corporation	-0.59%	0.21%	15.08%	\$3,519.18M
TSLA-US	Tesla Inc	-0.58%	0.19%	21.51%	\$4,289.50M
AMZN-US	Amazon.com, Inc.	-0.57%	0.98%	45.25%	\$8,374.97M
BRK.B-US	Berkshire Hathaway Inc. Class B	-0.46%	0.21%	12.85%	\$1,684.39M
CVX-US	Chevron Corporation	-0.41%	0.15%	13.69%	\$1,802.06M
NVDA-US	NVIDIA Corporation	-0.33%	0.47%	30.45%	\$3,982.65M
GOOG-US	Alphabet Inc. Class C	-0.29%	0.62%	30.45%	\$7,018.85M
HD-US	Home Depot, Inc.	-0.28%	0.25%	21.79%	\$3,719.33M
MSFT-US	Microsoft Corporation	-0.26%	2.64%	75.98%	\$27,795.97M

Americas: Top Stock Holdings, %

Fund Name	Ticker	Stock Name	%
Mundoval Fund	MA-US	Mastercard Incorporated Class A	11.03%
Invesco Global Growth Fund	GOOGL-US	Alphabet Inc. Class A	10.47%
MassMutual Premier Global Fund	GOOGL-US	Alphabet Inc. Class A	10.28%
Ninety One Gbl. Strat. Fd. - Global Quality Equity Fund	V-US	Visa Inc. Class A	9.71%
First Sentier Investors ICVC - Stewart Inv. Worldwide Equity	FTNT-US	Fortinet, Inc.	9.29%
Ninety One Gbl. Strat. Fd. - Global Franchise Fund	V-US	Visa Inc. Class A	9.26%
Scottish Mortgage Investment Trust Plc	MRNA-US	Moderna, Inc.	9.13%
Castle Focus Fund	BRK.B-US	Berkshire Hathaway Inc. Class B	9.03%
AZ Fund 1 - Equity - Global Growth	AAPL-US	Apple Inc.	8.95%
UBS (D) Equity Fund - Global Opportunity	MSFT-US	Microsoft Corporation	8.89%
Ariel Global Fund	MSFT-US	Microsoft Corporation	8.59%
Mundoval Fund	AAPL-US	Apple Inc.	8.59%
Morgan Stanley Invnt. Fds. - Global Opportunity Fund	UBER-US	Uber Technologies, Inc.	8.40%
Morgan Stanley Invnt. Fds. - Global Brands Fund	MSFT-US	Microsoft Corporation	8.32%
GAM Funds - Disruptive Growth	MSFT-US	Microsoft Corporation	8.22%
AZ Fund 1 - Equity - Global Growth	MSFT-US	Microsoft Corporation	7.97%
Polen Global Growth Fund	MSFT-US	Microsoft Corporation	7.90%
Fundsmith Equity Fund	MSFT-US	Microsoft Corporation	7.81%
Columbia Select Global Equity Fund	MSFT-US	Microsoft Corporation	7.68%
GAM Star Fund Plc - Worldwide Equity	MSFT-US	Microsoft Corporation	7.67%
Invesco Global Invnt. Ser. - Global Focus Fund (UK)	META-US	Meta Platforms Inc. Class A	7.49%
Morgan Stanley Invnt. Fds. - Global Brands Fund	PM-US	Philip Morris International Inc.	7.45%
Ariel Global Fund	GILD-US	Gilead Sciences, Inc.	7.45%
Threadneedle (Lux) - Global Focus Fund	MSFT-US	Microsoft Corporation	7.40%
BNY Mellon Worldwide Growth Fund	MSFT-US	Microsoft Corporation	7.38%

Americas: Top Stock Holdings, \$

Fund Name	Ticker	Stock Name	\$
American Funds New Perspective Fund	MSFT-US	Microsoft Corporation	\$4,219M
American Funds Capital World Growth & Income Fund	AVGO-US	Broadcom Inc.	\$3,158M
American Funds Capital World Growth & Income Fund	MSFT-US	Microsoft Corporation	\$2,936M
American Funds Capital World Growth & Income Fund	VALE3-BR	Vale S.A.	\$2,740M
Fundsmith Equity Fund	MSFT-US	Microsoft Corporation	\$2,348M
American Funds New Perspective Fund	TSLA-US	Tesla Inc	\$2,262M
American Funds Capital World Growth & Income Fund	UNH-US	UnitedHealth Group Incorporated	\$2,204M
American Funds Capital World Growth & Income Fund	PM-US	Philip Morris International Inc.	\$1,911M
Morgan Stanley Invnt. Fds. - Global Brands Fund	MSFT-US	Microsoft Corporation	\$1,787M
First Eagle Global Fund	XDM-US	Exxon Mobil Corporation	\$1,678M
Fundsmith Equity Fund	IDXX-US	IDEXX Laboratories, Inc.	\$1,639M
First Eagle Global Fund	ORCL-US	Oracle Corporation	\$1,632M
Fundsmith Equity Fund	PM-US	Philip Morris International Inc.	\$1,621M
Scottish Mortgage Investment Trust Plc	MRNA-US	Moderna, Inc.	\$1,620M
Morgan Stanley Invnt. Fds. - Global Brands Fund	PM-US	Philip Morris International Inc.	\$1,602M
American Funds Capital World Growth & Income Fund	ABT-US	Abbott Laboratories	\$1,577M
American Funds Capital World Growth & Income Fund	CNQ-CA	Canadian Natural Resources Limited	\$1,558M
American Funds New Perspective Fund	META-US	Meta Platforms Inc. Class A	\$1,553M
Fundsmith Equity Fund	EL-US	Estee Lauder Companies Inc. Class A	\$1,508M
American Funds New Perspective Fund	LLY-US	Eli Lilly and Company	\$1,470M
American Funds New Perspective Fund	AVGO-US	Broadcom Inc.	\$1,425M
Morgan Stanley Invnt. Fds. - Global Brands Fund	V-US	Visa Inc. Class A	\$1,418M
Fundsmith Equity Fund	SYK-US	Stryker Corporation	\$1,408M
American Funds New Perspective Fund	JPM-US	JPMorgan Chase & Co.	\$1,323M

Stock Holdings Activity, Americas

Americas: Aggregate Stock Holdings Changes - Largest Increases in Funds Invested %, 7/31/2022 - 1/31/2023

Ticker	Stock Name	Funds Invested % Δ	Average Weight Δ	Average Wgt vs Benchmark Δ	Fund Flows, \$
FICO-US	Fair Isaac Corporation	3.07%	0.02%	0.01%	(\$16.29M)
HRB-US	H&R Block, Inc.	2.79%	0.00%	0.00%	\$15.82M
TSLA-US	Tesla Inc	2.79%	-0.10%	0.45%	(\$2,154.19M)
HUM-US	Humana Inc.	2.79%	0.00%	0.00%	(\$207.29M)
CI-US	Cigna Corporation	2.79%	0.02%	0.01%	(\$324.92M)
UNH-US	UnitedHealth Group Incorporated	2.79%	-0.08%	0.01%	\$119.72M
MAR-US	Marriott International, Inc. Class A	2.51%	0.02%	0.01%	\$17.46M
CB-US	Chubb Limited	2.51%	0.03%	0.01%	\$65.15M
APD-US	Air Products and Chemicals, Inc.	2.51%	0.02%	0.00%	\$196.24M
VRTX-US	Vertex Pharmaceuticals Incorporated	2.23%	0.04%	0.02%	\$90.37M
ENPH-US	Enphase Energy, Inc.	2.23%	-0.01%	0.01%	\$0.88M
CALM-US	Cal-Maine Foods, Inc.	2.23%	0.01%	0.01%	\$8.30M
PCAR-US	PACCAR Inc	2.23%	0.01%	0.00%	\$31.92M
INCY-US	Incyte Corporation	2.23%	0.02%	0.01%	(\$69.79M)
TMUS-US	T-Mobile US, Inc.	2.23%	0.02%	-0.01%	\$171.94M
CDNS-US	Cadence Design Systems, Inc.	2.23%	0.00%	0.01%	\$8.94M
SU-CA	Suncor Energy Inc.	1.96%	0.03%	0.04%	\$254.86M
MELI-US	MercadoLibre, Inc.	1.96%	0.08%	0.04%	\$4.27M
ANET-US	Arista Networks, Inc.	1.96%	0.00%	0.00%	(\$91.62M)
TMD-US	Thermo Fisher Scientific Inc.	1.68%	0.01%	0.03%	\$48.65M
XOM-US	Exxon Mobil Corporation	1.68%	0.06%	-0.06%	\$470.37M
GIS-US	General Mills, Inc.	1.68%	0.01%	0.01%	(\$13.87M)
GILD-US	Gilead Sciences, Inc.	1.68%	0.07%	0.02%	\$341.18M
CP-CA	Canadian Pacific Railway Limited	1.68%	0.00%	0.00%	\$301.50M
CME-US	CME Group Inc. Class A	1.68%	0.01%	0.03%	(\$372.40M)

Americas: Aggregate Stock Holdings Changes - Largest Decreases in Funds Invested %, 7/31/2022 - 1/31/2023

Ticker	Stock Name	Funds Invested % Δ	Average Weight Δ	Average Wgt vs Benchmark Δ	Fund Flows, \$
META-US	Meta Platforms Inc. Class A	-7.54%	-0.11%	-0.06%	(\$348.47M)
HPQ-US	HP Inc.	-3.35%	-0.02%	-0.01%	(\$92.56M)
MU-US	Micron Technology, Inc.	-3.35%	-0.02%	-0.01%	(\$242.13M)
Y-US	Alleghany Corporation	-3.07%	-0.02%	-0.01%	(\$334.78M)
ADBE-US	Adobe Incorporated	-2.79%	-0.06%	-0.02%	(\$844.46M)
INTC-US	Intel Corporation	-2.79%	-0.06%	0.00%	(\$172.59M)
EXR-US	Extra Space Storage Inc.	-2.79%	-0.01%	0.00%	(\$10.63M)
JNPR-US	Juniper Networks, Inc.	-2.79%	-0.01%	-0.01%	(\$33.82M)
CSCO-US	Cisco Systems, Inc.	-2.23%	0.01%	-0.01%	(\$101.64M)
A-US	Agilent Technologies, Inc.	-2.23%	0.01%	0.00%	(\$64.93M)
ALGN-US	Align Technology, Inc.	-2.23%	0.00%	0.00%	\$40.97M
CMI-US	Cummins Inc.	-2.23%	-0.02%	-0.02%	(\$15.58M)
OMC-US	Omnicom Group Inc	-2.23%	0.00%	-0.01%	\$57.74M
TGT-US	Target Corporation	-2.23%	-0.01%	-0.01%	\$1.09M
WHR-US	Whirlpool Corporation	-2.23%	-0.01%	-0.01%	(\$9.10M)
DRE-US	Duke Realty Corporation	-2.23%	-0.01%	0.04%	(\$25.60M)
ARW-US	Arrow Electronics, Inc.	-2.23%	-0.01%	-0.01%	(\$7.94M)
AMZN-US	Amazon.com, Inc.	-2.23%	-0.35%	0.16%	(\$1,175.25M)
BAX-US	Baxter International Inc.	-1.96%	-0.02%	-0.01%	(\$100.66M)
GEN-US	Genesis Healthcare Inc Class A	-1.96%	-0.02%	-0.02%	(\$105.11M)
PG-US	Procter & Gamble Company	-1.96%	-0.05%	-0.05%	(\$681.63M)
PKG-US	Packaging Corporation of America	-1.96%	-0.01%	-0.01%	(\$14.77M)
STX-US	Seagate Technology Holdings PLC	-1.96%	-0.02%	-0.02%	(\$15.01M)
CTXS-US	Citrix Systems, Inc.	-1.96%	-0.01%	0.02%	(\$24.41M)
AOS-US	A. O. Smith Corporation	-1.96%	-0.01%	-0.01%	(\$23.45M)

Americas: Largest Fund Level Changes in Stock Weight, %, 7/31/2022 - 1/31/2023

Fund Name	Ticker	Stock Name	New or Close..	Weight Change
Quilter Investors Series I - Global Unconstrained Eq.	MSFT-US	Microsoft Corporation	New	6.50%
Quilter Investors Series I - Global Unconstrained Eq.	STLD-US	Steel Dynamics, Inc.	New	5.99%
Quilter Investors Series I - Global Unconstrained Eq.	RS-US	Reliance Steel & Aluminum ..	New	5.34%
Quilter Investors Series I - Global Unconstrained Eq.	AMZN-US	Amazon.com, Inc.	New	5.00%
Quilter Investors Series I - Global Unconstrained Eq.	HCA-US	HCA Healthcare Inc	New	4.46%
Quilter Investors Series I - Global Unconstrained Eq.	CSU-CA	Constellation Software Inc.	New	4.38%
Eaton Vance Focused Global Opportunities Fund	JPM-US	JPMorgan Chase & Co.	New	4.11%
Quilter Investors Series I - Global Unconstrained Eq.	PGR-US	Progressive Corporation	New	3.91%
GAM Funds - Disruptive Growth	NFLX-US	Netflix, Inc.		3.75%
Seligson & Co. Global Top 25 Brands Fund	AMZN-US	Amazon.com, Inc.	New	3.73%
Quilter Investors Series I - Global Unconstrained Eq.	LLY-US	Eli Lilly and Company	New	3.65%
Quilter Investors Series I - Global Unconstrained Eq.	SU-CA	Suncor Energy Inc.	New	3.63%
Ninety One Glb. Strat. Fd. - Global Equity	MSFT-US	Microsoft Corporation		-4.03%
American Funds New Perspective Fund	TSLA-US	Tesla Inc		-4.34%
Mundoval Fund	AAPL-US	Apple Inc.		-4.42%
GAM Funds - Disruptive Growth	GOOGL-US	Alphabet Inc. Class A	Close	-4.64%
Castle Focus Fund	Y-US	Alleghany Corporation	Close	-4.96%
American Century Focused Global Growth Fund	GOOGL-US	Alphabet Inc. Class A	Close	-4.99%
Sanlam Universal Fds. Plc - Global High Quality Fund	ELV-US	Elevance Health, Inc.	Close	-5.11%
Quilter Investors Series I - Global Unconstrained Eq.	NDV-US	NDV Inc.	Close	-5.44%
Quilter Investors Series I - Global Unconstrained Eq.	BAC-US	Bank of America Corp	Close	-5.59%
PGIM Jennison Global Opportunities Fund	TSLA-US	Tesla Inc		-5.97%
Longleaf Partners Global Fund	LUMN-US	Lumen Technologies, Inc.		-6.40%
Quilter Investors Series I - Global Unconstrained Eq.	MCK-US	McKesson Corporation	Close	-8.32%

Americas: Largest Fund Level Stock Inflows/Outflows, \$, 7/31/2022 - 1/31/2023

Fund Name	Ticker	Stock Name	New or Close..	Inflow/Outflow
Old Westbury Large Cap Strategies Fund	XLF-US	Financial Select Sector SPD..	New	\$533M
American Funds New Perspective Fund	ALNY-US	Alynam Pharmaceuticals, Inc		\$310M
American Funds New Perspective Fund	SNPS-US	Synopsys, Inc.	New	\$295M
American Funds Capital World Growth & Income Fu..	BA-US	Boeing Company		\$292M
American Funds Capital World Growth & Income Fu..	UNH-US	UnitedHealth Group Incorpor..		\$281M
American Funds Capital World Growth & Income Fu..	GILD-US	Gilead Sciences, Inc.		\$279M
American Funds New Perspective Fund	MS-US	Morgan Stanley		\$278M
American Funds Capital World Growth & Income Fu..	CVS-US	CVS Health Corporation		\$262M
American Funds Capital World Growth & Income Fu..	NVDA-US	NVIDIA Corporation	New	\$253M
Morgan Stanley Invnt. Fds. - Global Brands Fund	EFX-US	Equifax Inc.		\$251M
American Funds Capital World Growth & Income Fu..	DLTR-US	Dollar Tree, Inc.		\$251M
American Funds New Perspective Fund	CNQ-CA	Canadian Natural Resources..	New	\$243M
American Funds Capital World Growth & Income Fu..	GOOG-US	Alphabet Inc. Class C		(\$327M)
American Funds Capital World Growth & Income Fu..	AVGO-US	Broadcom Inc.		(\$359M)
DWS Top Dividende	PG-US	Procter & Gamble Company		(\$362M)
American Funds Capital World Growth & Income Fu..	MSFT-US	Microsoft Corporation		(\$370M)
Old Westbury Large Cap Strategies Fund	XLV-US	Health Care Select Sector S..		(\$386M)
Morgan Stanley Invnt. Fds. - Global Brands Fund	PM-US	Philip Morris International In..		(\$395M)
American Funds Capital World Growth & Income Fu..	CME-US	CME Group Inc. Class A		(\$435M)
American Funds New Perspective Fund	ADBE-US	Adobe Incorporated		(\$579M)
American Funds New Perspective Fund	GOOGL-US	Alphabet Inc. Class A		(\$640M)
American Funds New Perspective Fund	GOOG-US	Alphabet Inc. Class C		(\$650M)
American Funds New Perspective Fund	AMZN-US	Amazon.com, Inc.		(\$873M)
American Funds New Perspective Fund	TSLA-US	Tesla Inc		(\$2,224M)

Stock Sentiment Grid, Americas

We combine the latest Americas stock positioning, long-term positioning and short-term fund activity in the 'Sentiment Grid', below. The Y-Axis measures where today's ownership levels in each stock sit relative to the long-term range. We calculate the Z-Score of today's average weight, funds invested % and funds O/W %, relative to all monthly observations in our fund history (going back to 9/30/2012). A figure close to 100% would indicate today's positioning is close to its maximum ever level, a figure close to zero, the lowest. The X-axis provides a measure of short-term fund activity, or 'Momentum', by looking at the changes in average weight, funds invested % and funds o/w % between 7/31/2022 and 1/31/2023, relative to each stock. A figure above 50% means a stock has seen relative increases in ownership, a figure below 50% indicates a relative decrease in positioning. The size of the bubble represents the average weight of each stock.



Stock Holdings Snapshot, EMEA

EMEA: Aggregate Stock Holdings Data, Ranked by Most Widely Held.

Ticker	Stock Name	Funds Invested %	Average Weight	Vs Benchmark	Fund AUM, \$
RDG-CH	Roche Holding Ltd Dividend Right Cert.	40.78%	0.56%	0.20%	\$4,349.08M
ASML-NL	ASML Holding NV	40.50%	0.81%	0.35%	\$11,356.35M
NOVO.B-DK	Novo Nordisk A/S Class B	39.39%	0.82%	0.45%	\$9,347.93M
NESN-CH	Nestle S.A.	34.64%	0.58%	0.02%	\$6,662.09M
MC-FR	LVMH Moet Hennessy Louis Vuitton SE	33.80%	0.68%	0.29%	\$9,157.30M
AZN-GB	AstraZeneca PLC	32.12%	0.47%	0.13%	\$5,814.37M
ULVR-GB	Unilever PLC	31.01%	0.45%	0.24%	\$4,234.12M
SAN-FR	Sanofi	27.09%	0.30%	0.12%	\$2,988.10M
SU-FR	Schneider Electric SE	26.26%	0.41%	0.27%	\$3,178.45M
LIN-US	Linde plc	24.30%	0.34%	0.05%	\$3,249.66M
RKT-GB	Reckitt Benckiser Group plc	23.46%	0.30%	0.22%	\$3,192.26M
NOVN-CH	Novartis AG	23.46%	0.34%	0.02%	\$3,207.07M
SHEL-GB	Shell PLC	22.91%	0.28%	-0.07%	\$3,083.34M
OR-FR	L'Oreal S.A.	22.63%	0.38%	0.22%	\$3,837.33M
TTE-FR	TotalEnergies SE	22.35%	0.31%	0.06%	\$3,738.09M
DGE-GB	Diageo plc	22.07%	0.25%	0.07%	\$1,816.49M
GSK-GB	GSK plc	21.75%	0.18%	0.06%	\$1,266.38M
SAP-DE	SAP SE	20.95%	0.31%	0.12%	\$3,347.12M
SIE-DE	Siemens AG	18.16%	0.22%	0.02%	\$2,553.06M
BNP-FR	BNP Paribas S.A. Class A	17.88%	0.17%	0.04%	\$1,684.05M
REL-GB	RELX PLC	17.60%	0.22%	0.12%	\$2,490.28M
WKL-NL	Wolters Kluwer NV	16.48%	0.15%	0.10%	\$1,064.28M
EL-FR	EssilorLuxottica SA	16.20%	0.22%	0.13%	\$2,219.99M
DPW-DE	Deutsche Post AG	16.20%	0.14%	0.08%	\$779.57M
DTE-DE	Deutsche Telekom AG	15.92%	0.16%	0.05%	\$1,638.06M

EMEA: Top Stock Holdings, %

Fund Name	Ticker	Stock Name	Value (%)
Baillie Gifford Investment Funds ICVC - Positive Change Fund	ASML-NL	ASML Holding NV	9.84%
C Worldwide - Global Equities	NOVO.B-DK	Novo Nordisk A/S Class B	7.41%
Fundsmith Equity Fund	NOVO.B-DK	Novo Nordisk A/S Class B	7.35%
C Worldwide - Global Equities Ethical	NOVO.B-DK	Novo Nordisk A/S Class B	7.26%
GuardCap UCITS Funds Plc - Global Equity Fund	EL-FR	EssilorLuxottica SA	7.17%
Scottish Mortgage Investment Trust Plc	ASML-NL	ASML Holding NV	7.12%
GuardCap UCITS Funds Plc - Global Equity Fund	NOVO.B-DK	Novo Nordisk A/S Class B	6.98%
Allianz Global Investors Fund - Global Equity Growth	ASML-NL	ASML Holding NV	6.96%
MassMutual Premier Global Fund	MC-FR	LVMH Moet Hennessy Louis Vuitton SE	6.92%
Mundoval Fund	LVMUY-US	LVMH Moet Hennessy Louis Vuitton SE Unsp..	6.90%
M&G (Lux) Investment Funds 1 - Positive Impact Fund	NOVO.B-DK	Novo Nordisk A/S Class B	6.85%
Ninety One Glob. Strat. Fd. - Global Franchise Fund	ASML-NL	ASML Holding NV	6.74%
PGIM Jennison Global Opportunities Fund	RMS-FR	Hermes International SCA	6.66%
Mundoval Fund	NOVO.B-DK	Novo Nordisk A/S Class B	6.61%
Invesco Global Invst. Ser. - Global Focus Fund (UK)	RMS-FR	Hermes International SCA	6.60%
PGIM Jennison Global Opportunities Fund	MC-FR	LVMH Moet Hennessy Louis Vuitton SE	6.60%
Baron Global Advantage Fund	DAVA-US	Endava Plc Sponsored ADR Class A	6.55%
Polen Global Growth Fund	ICLR-US	ICDN Plc	6.54%
Seligson & Co. Global Top 25 Brands Fund	NESN-CH	Nestle S.A.	6.46%
Ninety One Glob. Strat. Fd. - Global Quality Equity Fund	ASML-NL	ASML Holding NV	6.44%
Invesco Global Growth Fund	MC-FR	LVMH Moet Hennessy Louis Vuitton SE	6.41%
Ninety One Glob. Strat. Fd. - Global Value Equity Fund	AER-US	AerCap Holdings NV	6.37%
Invesco Global Invst. Ser. - Global Equity Income Fund (UK)	VRLA-FR	Verallia SAS	6.33%
Thornburg Global Opportunities Fund	BIRG-IE	Bank of Ireland Group Plc	6.28%
Ninety One Glob. Strat. Fd. - Global Value Equity Fund	VTSC-DE	Vitesco Technologies Group AG	6.27%

EMEA: Aggregate Stock Holdings Data, Largest Overweight Holdings

Ticker	Stock Name	Vs Benchmark	Average Weight	Funds Invested %	Fund AUM, \$
NOVO.B-DK	Novo Nordisk A/S Class B	0.45%	0.82%	39.39%	\$9,347.93M
ASML-NL	ASML Holding NV	0.35%	0.81%	40.50%	\$11,356.35M
MC-FR	LVMH Moet Hennessy Louis Vuitton SE	0.29%	0.68%	33.80%	\$9,157.30M
SU-FR	Schneider Electric SE	0.27%	0.41%	26.26%	\$3,178.45M
ULVR-GB	Unilever PLC	0.24%	0.45%	31.01%	\$4,234.12M
RKT-GB	Reckitt Benckiser Group plc	0.22%	0.30%	23.46%	\$3,192.26M
OR-FR	L'Oreal S.A.	0.22%	0.38%	22.63%	\$3,837.33M
RDG-CH	Roche Holding Ltd Dividend Right Cert.	0.20%	0.56%	40.78%	\$4,349.08M
APTIV-US	Aptiv PLC	0.15%	0.20%	13.97%	\$1,131.03M
AZN-GB	AstraZeneca PLC	0.13%	0.47%	32.12%	\$5,814.37M

EMEA: Top Stock Holdings, \$

Fund Name	Ticker	Stock Name	Value (\$)
American Funds New Perspective Fund	NOVO.B-DK	Novo Nordisk A/S Class B	\$2,639M
American Funds New Perspective Fund	ASML-NL	ASML Holding NV	\$2,409M
Fundsmith Equity Fund	NOVO.B-DK	Novo Nordisk A/S Class B	\$2,209M
American Funds Capital World Growth & Income Fund	MC-FR	LVMH Moet Hennessy Louis Vuitton SE	\$2,086M
American Funds Capital World Growth & Income Fund	ASML-NL	ASML Holding NV	\$1,869M
Fundsmith Equity Fund	OR-FR	L'Oreal S.A.	\$1,755M
American Funds New Perspective Fund	AZN-GB	AstraZeneca PLC	\$1,576M
American Funds New Perspective Fund	NESN-CH	Nestle S.A.	\$1,556M
Fundsmith Equity Fund	MC-FR	LVMH Moet Hennessy Louis Vuitton SE	\$1,508M
American Funds New Perspective Fund	MC-FR	LVMH Moet Hennessy Louis Vuitton SE	\$1,479M
Scottish Mortgage Investment Trust Plc	ASML-NL	ASML Holding NV	\$1,264M
American Funds Capital World Growth & Income Fund	AIR-FR	Airbus SE	\$1,224M
Morgan Stanley Invst. Fds. - Global Brands Fund	RKT-GB	Reckitt Benckiser Group plc	\$1,214M
Morgan Stanley Invst. Fds. - Global Brands Fund	SAP-DE	SAP SE	\$1,195M
American Funds Capital World Growth & Income Fund	ZURN-CH	Zurich Insurance Group Ltd	\$1,188M
American Funds New Perspective Fund	DSV-DK	DSV A/S	\$931M
American Funds Capital World Growth & Income Fund	BA-GB	BAE Systems plc	\$858M
American Funds New Perspective Fund	AIR-FR	Airbus SE	\$849M
American Funds Capital World Growth & Income Fund	AZN-GB	AstraZeneca PLC	\$804M
American Funds Capital World Growth & Income Fund	NESN-CH	Nestle S.A.	\$792M
Fundsmith Equity Fund	AMS-ES	Amadeus IT Group SA Class A	\$791M
First Eagle Global Fund	CFR-CH	Compagnie Financiere Richemont SA	\$778M
American Funds New Perspective Fund	TTE-FR	TotalEnergies SE	\$773M
American Funds Capital World Growth & Income Fund	RIO-GB	Rio Tinto plc	\$771M

EMEA: Aggregate Stock Holdings Data, Largest Underweight Holdings

Ticker	Stock Name	Vs Benchmark	Average Weight	Funds Invested %	Fund AUM, \$
HSBA-GB	HSBC Holdings Plc	-0.17%	0.07%	10.61%	\$341.24M
1120-SA	Al Rajhi Bank	-0.08%	0.00%	0.28%	\$2.44M
BP-GB	BP p.l.c.	-0.08%	0.12%	11.73%	\$2,189.17M
SAN-ES	Banca Santander, S.A.	-0.07%	0.03%	5.59%	\$473.70M
SHEL-GB	Shell PLC	-0.07%	0.28%	22.91%	\$3,083.34M
NBK-KW	National Bank of Kuwait K.S.C.	-0.06%	0.00%	0.00%	\$1.68M
GLEN-GB	Glencore plc	-0.06%	0.05%	7.82%	\$717.86M
EAND-AE	Emirates Telecommunications Group Compa..	-0.05%	0.00%	0.00%	\$1.29M
ISP-IT	Intesa Sanpaolo S.p.A.	-0.05%	0.02%	3.35%	\$88.59M
BBVA-ES	Banca Bilbao Vizcaya Argentaria, S.A.	-0.05%	0.04%	6.98%	\$235.46M

Stock Holdings Activity, EMEA

EMEA: Aggregate Stock Holdings Changes - Largest Increases in Funds Invested %, 7/31/2022 - 1/31/2023

Ticker	Stock Name	Funds Invested % Δ	Average Weight Δ	Average Wgt vs Benchmark Δ	Fund Flows, \$
SHEL-GB	Shell PLC	4.19%	0.06%	0.03%	\$390.13M
P911-DE	Porsche AG	4.19%	0.02%	0.00%	\$191.75M
ULVR-GB	Unilever PLC	3.63%	0.07%	0.06%	\$434.83M
RKT-GB	Reckitt Benckiser Group plc	3.07%	-0.01%	0.01%	(\$17.72M)
RACE-IT	Ferrari NV	3.07%	0.05%	0.04%	\$27.68M
BAYN-DE	Bayer AG	2.79%	0.01%	0.01%	\$325.65M
NOVO.B-DK	Novo Nordisk A/S Class B	2.51%	0.12%	0.08%	\$1,300.48M
MC-FR	LVMH Moet Hennessy Louis Vuitton SE	2.51%	0.15%	0.08%	\$358.38M
NOKIA-FI	Nokia Oyj	2.51%	0.00%	0.01%	\$198.84M
LOZN-CH	Lonzo Group AG	1.68%	0.03%	0.04%	\$228.74M
DTE-DE	Deutsche Telekom AG	1.68%	0.03%	0.02%	\$221.75M
BN-FR	Danone SA	1.68%	0.01%	0.01%	\$108.02M
SDBI-SE	Swedish Orphan Biovitrum AB	1.68%	0.00%	0.00%	\$4.18M
UMG-NL	Universal Music Group N.V.	1.68%	0.02%	0.01%	\$58.92M
DB1-DE	Deutsche Boerse AG	1.68%	0.00%	0.00%	(\$19.29M)
NOVN-CH	Novartis AG	1.40%	0.02%	0.01%	(\$260.21M)
DSY-FR	Dassault Systemes SA	1.40%	0.00%	0.01%	\$91.71M
AHT-GB	Ashtead Group plc	1.40%	0.02%	0.02%	\$4.51M
NESTE-FI	Neste Corporation	1.40%	0.00%	0.01%	\$14.08M
RTO-GB	Rentakil Initial plc	1.40%	0.01%	0.01%	\$201.11M
ITX-ES	Industria de Diseno Textil, S.A.	1.40%	0.03%	0.02%	\$39.65M
HEIA-NL	Heineken NV	1.40%	0.01%	0.01%	(\$81.90M)
EVO-SE	Evolution Gaming Group AB	1.40%	0.00%	0.00%	\$4.29M
ALLEI-SE	Alleima AB	1.40%	0.00%	0.00%	\$5.25M
AD-NL	Koninklijke Ahold Delhaize N.V.	1.40%	0.01%	0.01%	(\$38.14M)

EMEA: Largest Fund Level Changes in Stock Weight, %, 7/31/2022 - 1/31/2023

Fund Name	Ticker	Stock Name	New or Close..	Change %
Quilter Investors Series I - Global Unconstrained Eq.	AAL-GB	Anglo American plc	New	4.93%
Thornburg Global Opportunities Fund	BNP-FR	BNP Paribas S.A. Class A	New	4.82%
Advisors Series Trust - Scharf Global Opportunity F.	HEIO-NL	Heineken Holding N.V.	New	4.40%
Aviva Invs. - Global Equity Endurance Fund	TEP-FR	Teleperformance SA	New	3.87%
Quilter Investors Series I - Global Unconstrained Eq.	SHEL-GB	Shell PLC	New	3.82%
MassMutual Premier Global Fund	NOVO.B-DK	Novo Nordisk A/S Class B	New	3.45%
Ninety One Glob. Strat. Fd. - Global Dynamic Fund	RACE-IT	Ferrari NV	New	3.42%
Ranmore Global Equity Fund Plc	SBER-RU	Sberbank Russia PJSC	New	3.39%
Artisan Global Discovery Fund	ASND-US	Ascendis Pharma A/S Spon..	New	3.33%
FTIF SICAV - Franklin Global Growth Fund	SIKA-CH	Sika AG	New	3.24%
Quilter Investors Series I - Global Unconstrained Eq.	SAF-FR	Safran S.A.	New	3.20%
SEB Aktiesparfond	UMG-NL	Universal Music Group N.V.	New	3.11%
Virtus NFJ Global Sustainability Fund	AZN-GB	AstraZeneca PLC	Close	-3.34%
Quilter Investors Series I - Global Unconstrained Eq.	NXT-GB	Next plc	Close	-3.38%
Quilter Investors Series I - Global Unconstrained Eq.	EXO-NL	EXOR N.V.	Close	-3.40%
SEB Aktiesparfond	INVE.B-SE	Investor AB Class B	Close	-3.43%
Virtus NFJ Global Sustainability Fund	SHEL-GB	Shell PLC	Close	-3.54%
Ninety One Glob. Strat. Fd. - Global Quality Dividend ..	SWMA-SE	Swedish Match AB	Close	-3.65%
Quilter Investors Series I - Global Unconstrained Eq.	BAYN-DE	Bayer AG	Close	-3.85%
Quilter Investors Series I - Global Unconstrained Eq.	AER-US	AerCap Holdings NV	Close	-5.23%
Quilter Investors Series I - Global Unconstrained Eq.	BATS-GB	British American Tobacco p...	Close	-5.27%
Quilter Investors Series I - Global Unconstrained Eq.	VTSC-DE	Vitesco Technologies Group..	Close	-5.62%
Invesco Global Inv. Ser. - Global Equity Income Fun..	III-GB	3i Group plc	Close	-5.63%
Longleaf Partners Global Fund	EXO-NL	EXOR N.V.	Close	-8.79%

EMEA: Aggregate Stock Holdings Changes - Largest Decreases in Funds Invested %, 7/31/2022 - 1/31/2023

Ticker	Stock Name	Funds Invested % Δ	Average Weight Δ	Average Wgt vs Benchmark Δ	Fund Flows, \$
SWMA-SE	Swedish Match AB	-3.63%	-0.03%	0.01%	(\$106.30M)
KER-FR	Kering SA	-2.51%	-0.01%	-0.01%	(\$306.64M)
PRU-GB	Prudential plc	-2.51%	0.01%	0.00%	\$1.22M
EAPI-FR	Euroapi SA	-2.51%	0.00%	0.00%	(\$3.69M)
GSK-GB	GSK plc	-2.23%	-0.04%	-0.02%	(\$50.36M)
WBDF-RU	Wimm-Bill-Dann Foods OJSC	-2.23%	0.00%	0.00%	(\$12.60M)
MMT-FR	Metropole Television SA	-2.23%	0.00%	0.00%	(\$1.23M)
DPW-DE	Deutsche Post AG	-1.96%	-0.01%	-0.01%	(\$85.94M)
RDG-CH	Roche Holding Ltd Dividend Right Cert.	-1.96%	-0.10%	-0.07%	(\$179.28M)
ADECO-CH	Adecco Group AG	-1.96%	0.00%	0.00%	\$15.06M
G-IT	Assicurazioni Generali S.p.A.	-1.96%	0.00%	-0.01%	(\$11.59M)
KBGF-GB	Kingfisher Plc	-1.96%	0.00%	-0.01%	(\$6.05M)
ERIC.B-SE	Telefonaktiebolaget LM Ericsson Class B	-1.96%	-0.01%	0.00%	(\$121.08M)
MAERSK.B-DK	A.P. Moller - Maersk A/S Class B	-1.96%	-0.02%	-0.01%	\$42.42M
ADM-GB	Admiral Group plc	-1.68%	0.01%	0.01%	\$8.38M
TEF-ES	Telefonica SA	-1.68%	0.00%	0.00%	(\$4.91M)
LHWDN-GB	Howden Joinery Group PLC	-1.68%	0.00%	0.00%	\$3.05M
LBTYK-US	Liberty Global Plc Class C	-1.68%	0.00%	0.00%	(\$6.43M)
1COV-DE	Covestro AG	-1.68%	0.01%	0.00%	\$21.37M
BNR-DE	Brenntag Societas Europaea	-1.68%	-0.01%	-0.01%	\$28.06M
SAN-FR	Sanofi	-1.68%	-0.02%	-0.01%	(\$258.64M)
AAL-GB	Anglo American plc	-1.40%	0.03%	0.02%	(\$28.54M)
HEI-DE	HeidelbergCement AG	-1.40%	-0.01%	-0.01%	(\$201.95M)
OUTIV-FI	Outokumpu Oyj	-1.40%	0.00%	0.00%	(\$1.15M)
AKZA-NL	Akzo Nobel N.V.	-1.40%	-0.01%	-0.01%	\$32.21M

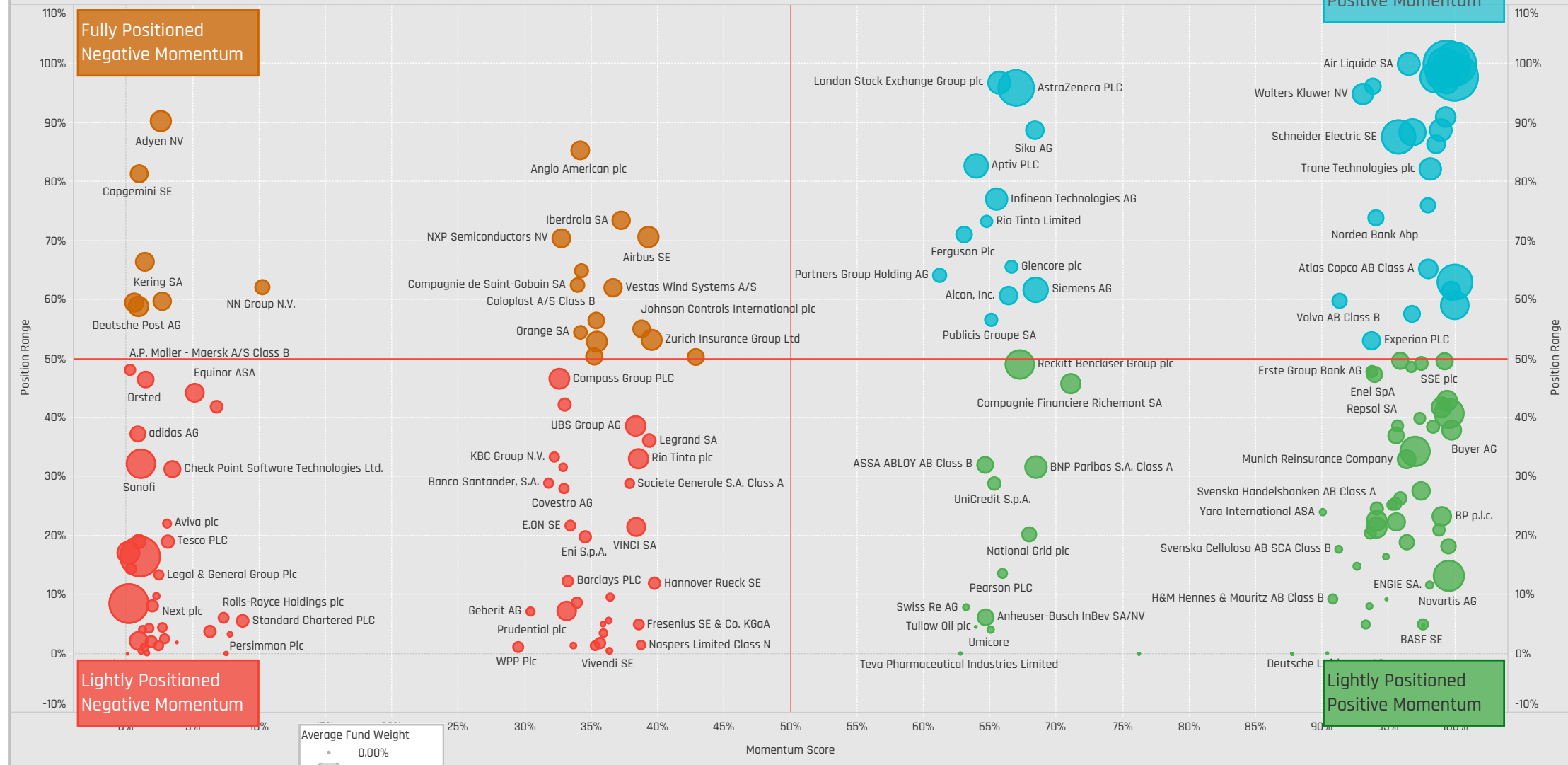
EMEA: Largest Fund Level Stock Inflows/Outflows, \$, 7/31/2022 - 1/31/2023

Fund Name	Ticker	Stock Name	New or Close..	Change \$
American Funds New Perspective Fund	NOVO.B-DK	Novo Nordisk A/S Class B		\$999M
American Funds New Perspective Fund	TTE-FR	TotalEnergies SE		\$459M
American Funds Capital World Growth & Income Fu..	NOVO.B-DK	Novo Nordisk A/S Class B		\$426M
American Funds Capital World Growth & Income Fu..	GAZP-RU	Gazprom PJSC	New	\$405M
American Funds Capital World Growth & Income Fu..	AZN-GB	AstraZeneca PLC		\$317M
American Funds New Perspective Fund	ENT-GB	Entain PLC		\$272M
American Funds New Perspective Fund	GAZP-RU	Gazprom PJSC	New	\$267M
American Funds Capital World Growth & Income Fu..	CAP-FR	Capgemini SE		\$248M
American Funds Capital World Growth & Income Fu..	SIE-DE	Siemens AG		\$242M
American Funds New Perspective Fund	ROSN-RU	Rosneft Oil Co.		\$199M
American Funds Capital World Growth & Income Fu..	PUB-FR	Publicis Groupe SA		\$173M
American Funds Capital World Growth & Income Fu..	DSCT-IL	Israel Discount Bank Limited..	New	\$163M
Franklin Mutual Ser. Fds. - Global Discovery Fund	BNP-FR	BNP Paribas S.A. Class A	Close	(\$176M)
American Funds Capital World Growth & Income Fu..	HEIA-NL	Heineken NV	Close	(\$176M)
Templeton Growth Fund Inc.	AZN-GB	AstraZeneca PLC	Close	(\$187M)
American Funds New Perspective Fund	STM-FR	STMicroelectronics NV		(\$197M)
American Funds New Perspective Fund	VOLV.B-SE	Volvo AB Class B	Close	(\$201M)
American Funds Capital World Growth & Income Fu..	KBC-BE	KBC Group N.V.		(\$215M)
American Funds Capital World Growth & Income Fu..	RIO-GB	Rio Tinto plc		(\$291M)
American Funds Capital World Growth & Income Fu..	INGA-NL	ING Groep NV		(\$307M)
American Funds Capital World Growth & Income Fu..	SAN-FR	Sanofi	Close	(\$311M)
American Funds New Perspective Fund	PRX-NL	Prosus N.V. Class N		(\$343M)
American Funds Capital World Growth & Income Fu..	NG-GB	National Grid plc	Close	(\$380M)
American Funds Capital World Growth & Income Fu..	VOW3-DE	Volkswagen AG Pref	Close	(\$410M)


Stock Sentiment Grid, EMEA

We combine the latest EMEA stock positioning, long-term positioning and short-term fund activity in the 'Sentiment Grid', below. The Y-Axis measures where today's ownership levels in each stock sit relative to the long-term range. We calculate the Z-Score of today's average weight, funds invested % and funds O/W %, relative to all monthly observations in our fund history (going back to 9/30/2012). A figure close to 100% would indicate today's positioning is close to its maximum ever level, a figure close to zero, the lowest. The X-axis provides a measure of short-term fund activity, or 'Momentum', by looking at the changes in average weight, funds invested % and funds O/W % between 7/31/2022 and 1/31/2023, relative to each stock. A figure above 50% means a stock has seen relative increases in ownership, a figure below 50% indicates a relative decrease in positioning. The size of the bubble represents the average weight of each stock.

Sentiment Grid, EMEA Stocks. Global Active Funds. Filtered for stocks owned by at least 15% of managers at any point in history. Momentum Measure between 7/31/2022 - 1/31/2023



Position Range: Average of:
 Z-Score Average Weight vs history
 Z-Score Funds Invested % vs history
 Z-Score Funds O/W % vs history



Momentum Score: Average of:
 Change in Average Weight (Percentile vs Peers)
 Change in Funds Invested % (Percentile vs Peers)
 Change in Funds O/W % (Percentile vs Peers)

Stock Holdings Snapshot, Asia

Asia: Aggregate Stock Holdings Data, Ranked by Most Widely Held.

Ticker	Stock Name	Funds Invested %	Average Weight	Vs Benchmark	Fund AUM, \$
2330-TW	Taiwan Semiconductor Manufacturing Co., L.	47.21%	0.87%	0.15%	\$11,928.85M
1299-HK	AIA Group Limited	35.75%	0.66%	0.43%	\$6,129.24M
6861-JP	Keyence Corporation	25.14%	0.37%	0.21%	\$3,297.98M
005930-KR	Samsung Electronics Co., Ltd.	23.45%	0.33%	-0.06%	\$3,148.93M
6758-JP	Sony Corporation	0.56%	0.01%	0.01%	\$4.76M
	Sony Group Corporation	21.79%	0.25%	0.07%	\$2,062.11M
9432-JP	Nippon Telegraph and Telephone Corporation	20.67%	0.14%	0.08%	\$1,118.10M
700-HK	Tencent Holdings Ltd.	20.67%	0.30%	-0.20%	\$2,737.39M
9988-HK	Alibaba Group Holding Ltd.	19.83%	0.27%	-0.08%	\$2,760.69M
500180-IN	HDFC Bank Limited	19.83%	0.37%	0.37%	\$2,766.73M
005-SG	DBS Group Holdings Ltd	16.76%	0.19%	0.11%	\$1,539.13M
9433-JP	KDDI Corporation	16.20%	0.11%	0.03%	\$789.01M
7974-JP	Nintendo Co., Ltd.	14.25%	0.11%	0.01%	\$564.99M
7741-JP	HOYA CORPORATION	14.25%	0.15%	0.09%	\$838.45M
BHP-AU	BHP Group Ltd	13.41%	0.11%	-0.21%	\$1,468.17M
CSL-AU	CSL Limited	12.57%	0.16%	0.00%	\$970.63M
8035-JP	Tokyo Electron Ltd.	12.57%	0.10%	0.00%	\$1,299.55M
7203-JP	Toyota Motor Corp.	11.73%	0.09%	-0.17%	\$838.04M
6098-JP	Recruit Holdings Co., Ltd.	11.45%	0.10%	0.03%	\$1,025.53M
4063-JP	Shin-Etsu Chemical Co Ltd	11.45%	0.09%	0.01%	\$1,432.71M
U11-SG	United Overseas Bank Ltd. (Singapore)	11.17%	0.06%	0.01%	\$468.69M
8001-JP	Itochu Corporation	10.89%	0.05%	-0.02%	\$182.10M
6367-JP	DAIKIN INDUSTRIES, LTD.	10.89%	0.09%	0.00%	\$1,241.26M
7267-JP	Honda Motor Co., Ltd.	10.61%	0.05%	0.00%	\$427.34M
4502-JP	Takeda Pharmaceutical Co. Ltd.	10.61%	0.06%	-0.01%	\$516.11M

Asia: Top Stock Holdings, %

Fund Name	Ticker	Stock Name	Weight %
Eaton Vance Richard Bernstein Equity Strategy Fund	MCHI-US	iShares MSCI China ETF	8.49%
First Sentier Investors ICVC - Stewart Inv. Ww. Leaders Sust.	500520-IN	Mahindra & Mahindra Ltd.	8.10%
Baillie Gifford Investment Funds ICVC - Positive Change Fund	2330-TW	Taiwan Semiconductor Manufacturing Co., Lt.	7.47%
Swedbank Robur Globalfond	2330-TW	Taiwan Semiconductor Manufacturing Co., Lt.	6.89%
Morgan Stanley Invt. Fds. - Global Opportunity Fund	500180-IN	HDFC Bank Limited	6.86%
Davis Global Fund	005-SG	DBS Group Holdings Ltd	6.63%
Aviva Global Fund	2318-HK	Ping An Insurance (Group) Company of China..	6.52%
Holberg Global	2318-HK	Ping An Insurance (Group) Company of China..	6.10%
Invesco Global Invt. Ser. - Global Focus Fund (UK)	700-HK	Tencent Holdings Ltd.	5.65%
Ariel Global Fund	BIJU-US	Baidu Inc Sponsored ADR Class A	5.63%
Longleaf Partners Global Fund	200-HK	Melco International Development Limited	5.21%
Sands Capital Funds Plc - Global Leaders	1299-HK	AIA Group Limited	5.20%
Holberg Global	700-HK	Tencent Holdings Ltd.	5.19%
M&G (Lux) Investment Funds 1 - Positive Impact Fund	500180-IN	HDFC Bank Limited	5.14%
Baillie Gifford Investment Funds ICVC - Long Term Global Gr.	PDD-US	Pinduoduo, Inc. Sponsored ADR Class A	5.14%
GuardCap UCITS Funds Plc - Global Equity Fund	YUMC-US	Yum China Holdings, Inc.	5.06%
Invesco Global Invt. Ser. - Global Equity Income Fund (UK)	1299-HK	AIA Group Limited	5.05%
RBC Global Opportunities Fund	1299-HK	AIA Group Limited	4.96%
Artisan Global Opportunities Fund	669-HK	Techtronic Industries Co., Ltd.	4.91%
Schoellerbank Aktienfonds Value	1299-HK	AIA Group Limited	4.74%
Maj Invest Value Aktier	005930-KR	Samsung Electronics Co., Ltd.	4.73%
Artisan Global Discovery Fund	669-HK	Techtronic Industries Co., Ltd.	4.72%
Thornburg Global Opportunities Fund	MIN-AU	Mineral Resources Limited	4.71%
Advisors Series Trust - Scharf Global Opportunity Fund	005935-KR	Samsung Electronics Co Ltd Pfd Non-Voting	4.71%
MainFirst SICAV - Global Equities Fund	2330-TW	Taiwan Semiconductor Manufacturing Co., Lt.	4.67%

Asia: Aggregate Stock Holdings Data, Largest Overweight Holdings

Ticker	Stock Name	Vs Benchmark	Average Weight	Funds Invested %	Fund AUM, \$
1299-HK	AIA Group Limited	0.43%	0.66%	35.75%	\$6,129.24M
500180-IN	HDFC Bank Limited	0.37%	0.37%	19.83%	\$2,766.73M
6861-JP	Keyence Corporation	0.21%	0.37%	25.14%	\$3,297.98M
2330-TW	Taiwan Semiconductor Manufacturing Co., L.	0.15%	0.87%	47.21%	\$11,928.85M
005-SG	DBS Group Holdings Ltd	0.11%	0.19%	16.76%	\$1,539.13M
7741-JP	HOYA CORPORATION	0.09%	0.15%	14.25%	\$838.45M
6758-JP	Sony Corporation	0.01%	0.01%	0.56%	\$4.76M
	Sony Group Corporation	0.07%	0.25%	21.79%	\$2,062.11M
9432-JP	Nippon Telegraph and Telephone Corporation	0.08%	0.14%	20.67%	\$1,118.10M
005935-KR	Samsung Electronics Co Ltd Pfd Non-Voting	0.07%	0.12%	9.50%	\$880.37M

Asia: Top Stock Holdings, \$

Fund Name	Ticker	Stock Name	Value (\$)
American Funds New Perspective Fund	2330-TW	Taiwan Semiconductor Manufacturing Co., Lt.	\$2,653M
American Funds Capital World Growth & Income Fund	2330-TW	Taiwan Semiconductor Manufacturing Co., Lt.	\$2,463M
American Funds New Perspective Fund	1299-HK	AIA Group Limited	\$1,564M
American Funds Capital World Growth & Income Fund	FMG-AU	Fortescue Metals Group Ltd	\$1,155M
American Funds Capital World Growth & Income Fund	1299-HK	AIA Group Limited	\$875M
American Funds Capital World Growth & Income Fund	500247-IN	Kotak Mahindra Bank Limited	\$798M
American Funds New Perspective Fund	500325-IN	Reliance Industries Limited	\$779M
American Funds Capital World Growth & Income Fund	8035-JP	Tokyo Electron Ltd.	\$735M
Morgan Stanley Invt. Fds. - Global Opportunity Fund	500180-IN	HDFC Bank Limited	\$715M
American Funds Capital World Growth & Income Fund	4568-JP	Daiichi Sankyo Company, Limited	\$635M
Scottish Mortgage Investment Trust Plc	700-HK	Tencent Holdings Ltd.	\$634M
American Funds New Perspective Fund	8GNE-US	BeiGene Ltd Sponsored ADR	\$621M
American Funds New Perspective Fund	4063-JP	Shin-Etsu Chemical Co Ltd	\$620M
American Funds Capital World Growth & Income Fund	6098-JP	Recruit Holdings Co., Ltd.	\$601M
Scottish Mortgage Investment Trust Plc	3690-HK	Meituan Class B	\$575M
Swedbank Robur Globalfond	2330-TW	Taiwan Semiconductor Manufacturing Co., Lt.	\$574M
DWS Top Dividende	BHP-AU	BHP Group Ltd	\$549M
American Funds New Perspective Fund	8031-JP	Mitsui & Co.,Ltd	\$505M
American Funds Capital World Growth & Income Fund	500180-IN	HDFC Bank Limited	\$497M
American Funds New Perspective Fund	6367-JP	DAIKIN INDUSTRIES, LTD.	\$497M
First Eagle Global Fund	6954-JP	Fanuc Corporation	\$479M
First Eagle Global Fund	9988-HK	Alibaba Group Holding Ltd.	\$477M
American Funds Capital World Growth & Income Fund	2318-HK	Ping An Insurance (Group) Company of China..	\$476M
Morgan Stanley Invt. Fds. - Global Opportunity Fund	CPNG-US	Coupage, Inc. Class A	\$461M

Asia: Aggregate Stock Holdings Data, Largest Underweight Holdings

Ticker	Stock Name	Vs Benchmark	Average Weight	Funds Invested %	Fund AUM, \$
CBA-AU	Commonwealth Bank of Australia	-0.21%	0.01%	5.03%	\$36.58M
BHP-AU	BHP Group Ltd	-0.21%	0.11%	13.41%	\$1,468.17M
700-HK	Tencent Holdings Ltd.	-0.20%	0.30%	20.67%	\$2,737.39M
7203-JP	Toyota Motor Corp.	-0.17%	0.09%	11.73%	\$838.04M
NAB-AU	National Australia Bank Limited	-0.11%	0.01%	3.35%	\$25.54M
WBC-AU	Westpac Banking Corporation	-0.09%	0.00%	1.96%	\$12.34M
ANZ-AU	Australia and New Zealand Banking Group Li.	-0.08%	0.01%	2.79%	\$19.53M
4661-JP	Oriental Land Co., Ltd.	-0.08%	0.01%	1.68%	\$16.04M
500325-IN	Reliance Industries Limited	-0.08%	0.05%	5.03%	\$1,536.78M
3690-HK	Meituan Class B	-0.08%	0.08%	7.26%	\$1,293.37M

Stock Holdings Activity, Asia

Asia: Aggregate Stock Holdings Changes - Largest Increases in Funds Invested %, 7/31/2022 - 1/31/2023

Ticker	Stock Name	Funds Invested % Δ	Average Weight Δ	Average Wgt vs Benchmark Δ	Fund Flows, \$
6861-JP	Keyence Corporation	2.51%	0.09%	0.07%	\$170.35M
7751-JP	Canon Inc.	1.96%	0.00%	0.01%	\$14.92M
BMRI-ID	PT Bank Mandiri (Persero) Tbk	1.96%	0.01%	0.01%	\$50.84M
006400-KR	Samsung SDI Co., Ltd	1.96%	0.04%	0.04%	\$172.78M
005-SG	DBS Group Holdings Ltd	1.96%	0.04%	0.03%	\$212.07M
039-SG	Oversea-Chinese Banking Corporation Limit.	1.68%	0.02%	0.01%	\$19.38M
532174-IN	ICICI Bank Limited	1.68%	0.01%	0.01%	\$185.11M
373220-KR	LG Energy Solution Ltd.	1.68%	0.01%	0.01%	\$36.99M
19-HK	Swire Pacific Limited Class A	1.68%	0.00%	0.00%	\$4.72M
288-HK	WH Group Ltd. (HK)	1.68%	0.00%	0.00%	\$4.85M
1-HK	CK Hutchison Holdings Ltd	1.68%	0.00%	0.01%	\$19.36M
9988-HK	Alibaba Group Holding Ltd.	1.40%	0.05%	0.02%	(\$88.93M)
BHP-AU	BHP Group Ltd	1.40%	0.03%	-0.04%	(\$107.35M)
AZJ-AU	Aurizon Holdings Ltd.	1.40%	0.00%	0.00%	\$12.80M
9531-JP	TOKYO GAS Co., Ltd.	1.40%	0.01%	0.00%	\$6.01M
6963-JP	Rohm Co., Ltd.	1.40%	0.00%	0.00%	(\$1.64M)
4568-JP	Daiichi Sankyo Company, Limited	1.40%	0.01%	0.00%	\$33.91M
4502-JP	Takeda Pharmaceutical Co. Ltd.	1.40%	0.00%	0.00%	\$278.23M
TLS-AU	Telstra Group Limited	1.12%	0.01%	0.01%	\$45.84M
8766-JP	Tokio Marine Holdings, Inc.	1.12%	0.00%	0.00%	\$100.73M
8697-JP	Japan Exchange Group, Inc.	1.12%	0.00%	0.00%	\$5.79M
7270-JP	SUBARU CORP	1.12%	0.00%	0.00%	\$39.67M
1605-JP	Inpex Corporation	1.12%	0.00%	0.00%	\$22.32M
C6L-SG	Singapore Airlines Ltd.	1.12%	0.00%	0.00%	\$2.25M
7011-JP	Mitsubishi Heavy Industries, Ltd.	1.12%	0.00%	0.00%	\$2.34M

Asia: Largest Fund Level Changes in Stock Weight, %, 7/31/2022 - 1/31/2023

Fund Name	Ticker	Stock Name	New or Close..	Change
Quilter Investors Series I - Global Unconstrained Eq.	8316-JP	Sumitomo Mitsui Financial ..	New	3.79%
Quilter Investors Series I - Global Unconstrained Eq.	105560-KR	KB Financial Group Inc.	New	3.67%
Wasatch Global Value Fund	005930-KR	Samsung Electronics Co., Lt.	New	3.38%
Touchstone Strategic Trust - Non-US ESG Equity Fu..	2330-TW	Taiwan Semiconductor Man..	New	3.20%
GAM Funds - Disruptive Growth	9988-HK	Alibaba Group Holding Ltd.	New	3.18%
Artisan Global Equity Fund	9988-HK	Alibaba Group Holding Ltd.	New	3.14%
Eaton Vance Richard Bernstein Equity Strategy Fun..	MCHI-US	iShares MSCI China ETF	New	2.96%
Quilter Investors Series I - Global Unconstrained Eq.	5108-JP	Bridgestone Corporation	New	2.91%
Thornburg Global Opportunities Fund	FXI-US	iShares China Large-Cap ETF	New	2.85%
S&W Aubrey Capital Mgmt. Inv. Funds - Global Con..	DIDIY-US	DiDi Global Inc. Sponsored ..	New	2.77%
PGIM Jennison Global Opportunities Fund	6861-JP	Keyence Corporation	New	2.62%
Alger Global Focus Fund	6861-JP	Keyence Corporation	New	2.59%
Quilter Investors Series I - Global Unconstrained Eq.	700-HK	Tencent Holdings Ltd.	Close	-2.26%
JOHCM Umbrella Fund Plc - Global Select Fund	388-HK	Hong Kong Exchanges & Cl.	Close	-2.30%
CT (Irl) III PLC - Multi-Strategy Global Equity Fund	9432-JP	Nippon Telegraph and Tele..	Close	-2.32%
S&W Aubrey Capital Mgmt. Inv. Funds - Global Con..	SE-US	Sea Ltd. (Singapore) Spons..	Close	-2.33%
Nuveen Global Dividend Growth Fund	AMC-AU	Amarc PLC Shs Chess Depo..	Close	-2.34%
Acatis Aktien Global Fonds UI	3659-JP	NEXON Co., Ltd.	Close	-2.46%
PGIM Jennison Global Opportunities Fund	2330-TW	Taiwan Semiconductor Man..	Close	-2.51%
JPMorgan Funds - Global Growth Fund	005930-KR	Samsung Electronics Co., Lt.	Close	-2.52%
Janus Henderson Sustainable/Responsible Funds..	2330-TW	Taiwan Semiconductor Man..	Close	-2.69%
Brown Advisory Funds Plc - Global Leaders	700-HK	Tencent Holdings Ltd.	Close	-2.71%
Brown Advisory Global Leaders Fund	700-HK	Tencent Holdings Ltd.	Close	-3.43%
S&W Aubrey Capital Mgmt. Inv. Funds - Global Con..	532500-IN	Maruti Suzuki India Limited	Close	-3.92%

Asia: Aggregate Stock Holdings Changes - Largest Decreases in Funds Invested %, 7/31/2022 - 1/31/2023

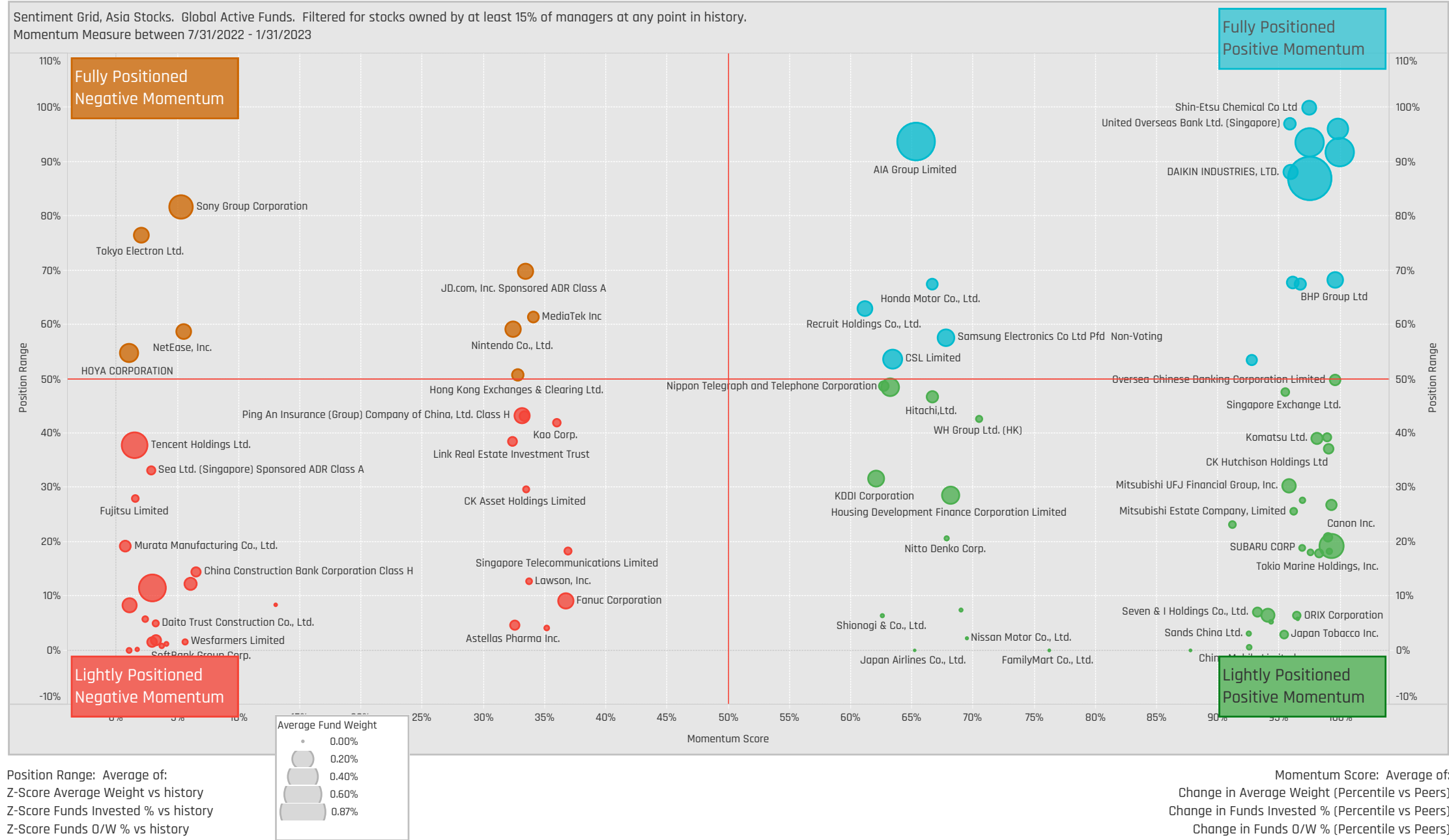
Ticker	Stock Name	Funds Invested % Δ	Average Weight Δ	Average Wgt vs Benchmark Δ	Fund Flows, \$
8035-JP	Tokyo Electron Ltd.	-3.91%	0.00%	0.00%	(\$420.10M)
KLIC-US	Kulicke & Soffa Industries, Inc.	-2.79%	0.00%	0.00%	(\$17.07M)
SHL-AU	Sonic Healthcare Limited	-2.51%	0.00%	0.00%	\$29.92M
2318-HK	Ping An Insurance (Group) Company of Chin..	-2.51%	0.01%	-0.01%	(\$159.29M)
9613-JP	NTT DATA Corporation	-2.23%	0.00%	0.00%	(\$8.22M)
NCM-AU	Newcrest Mining Limited	-2.23%	0.00%	-0.01%	(\$8.28M)
700-HK	Tencent Holdings Ltd.	-1.96%	0.00%	-0.12%	(\$300.58M)
7741-JP	HOYA CORPORATION	-1.68%	0.00%	0.00%	(\$137.07M)
6981-JP	Murata Manufacturing Co., Ltd.	-1.68%	-0.01%	-0.01%	(\$60.34M)
9532-JP	Osaka Gas Co., Ltd.	-1.68%	0.00%	0.00%	(\$1.75M)
067160-KR	AfreecaTV Co., Ltd.	-1.68%	0.00%	0.00%	(\$38.13M)
2-HK	CLP Holdings Limited	-1.40%	-0.01%	0.00%	(\$10.15M)
S63-SG	Singapore Technologies Engineering Ltd	-1.40%	0.00%	0.00%	(\$4.71M)
1308-HK	SITC International Holdings Co., Ltd.	-1.40%	0.00%	0.00%	\$1.18M
2319-HK	China Mengniu Dairy Co., Ltd.	-1.40%	-0.01%	-0.01%	(\$27.07M)
7735-JP	SCREEN Holdings Co., Ltd	-1.40%	0.00%	0.00%	(\$3.16M)
BSL-AU	Bluescope Steel Limited	-1.40%	0.00%	0.00%	\$2.18M
005930-KR	Samsung Electronics Co., Ltd.	-1.40%	0.00%	-0.01%	(\$696.74M)
2357-TW	Asustek Computer Inc.	-1.12%	-0.01%	-0.01%	(\$2.08M)
2454-TW	MediaTek Inc	-1.12%	0.00%	0.00%	\$22.77M
5020-JP	ENEOS Holdings, Inc.	-1.12%	0.00%	0.00%	(\$2.81M)
4966-TW	Parade Technologies, Ltd.	-1.12%	0.00%	0.00%	\$18.33M
5486-JP	Hitachi Metals, Ltd.	-1.12%	0.00%	0.00%	(\$12.16M)
867-HK	China Medical System Holdings Ltd.	-1.12%	0.00%	0.00%	(\$1.65M)
SRX-AU	Sierra Rutile Holdings Limited	-1.12%	0.00%	0.00%	(\$0.04M)

Asia: Largest Fund Level Stock Inflows/Outflows, \$, 7/31/2022 - 1/31/2023

Fund Name	Ticker	Stock Name	New or Close..	Change
American Funds Capital World Growth & Income Fu..	6098-JP	Recruit Holdings Co., Ltd.	New	\$385M
American Funds Capital World Growth & Income Fu..	SE-US	Sea Ltd. (Singapore) Spons..	New	\$309M
American Funds New Perspective Fund	700-HK	Tencent Holdings Ltd.	New	\$303M
American Funds Capital World Growth & Income Fu..	4502-JP	Takeda Pharmaceutical Co. ...	New	\$269M
American Funds Capital World Growth & Income Fu..	8031-JP	Mitsui & Co.,Ltd	New	\$253M
American Funds Capital World Growth & Income Fu..	D05-SG	DBS Group Holdings Ltd	New	\$231M
American Funds Capital World Growth & Income Fu..	3382-JP	Seven & I Holdings Co., Ltd.	New	\$183M
American Funds New Perspective Fund	Z74-SG	Singapore Telecommunicati..	New	\$168M
American Funds Capital World Growth & Income Fu..	4063-JP	Shin-Etsu Chemical Co Ltd	New	\$159M
Franklin Mutual Ser. Fds. - Global Discovery Fund	6902-JP	DENSO CORPORATION	New	\$154M
American Funds Capital World Growth & Income Fu..	4507-JP	Shionogi & Co., Ltd.	New	\$153M
American Funds New Perspective Fund	8031-JP	Mitsui & Co.,Ltd	New	\$133M
American Funds New Economy Fund	2330-TW	Taiwan Semiconductor Man..	Close	(\$135M)
UniGlobal	1299-HK	AIA Group Limited	Close	(\$137M)
DWS Top Dividende	2318-HK	Ping An Insurance (Group) C..	Close	(\$142M)
American Funds Capital World Growth & Income Fu..	000333-CN	Midea Group Co. Ltd. Class A	Close	(\$181M)
Scottish Mortgage Investment Trust Plc	9988-HK	Alibaba Group Holding Ltd.	Close	(\$186M)
Scottish Mortgage Investment Trust Plc	700-HK	Tencent Holdings Ltd.	Close	(\$187M)
American Funds New Economy Fund	2688-HK	ENN Energy Holdings Limited	Close	(\$210M)
American Funds New Perspective Fund	2330-TW	Taiwan Semiconductor Man..	Close	(\$287M)
American Funds Capital World Growth & Income Fu..	500247-IN	Kotak Mahindra Bank Limite..	Close	(\$287M)
American Funds Capital World Growth & Income Fu..	8035-JP	Tokyo Electron Ltd.	Close	(\$335M)
American Funds Capital World Growth & Income Fu..	2330-TW	Taiwan Semiconductor Man..	Close	(\$350M)
American Funds New Perspective Fund	005930-KR	Samsung Electronics Co., Ltd.	Close	(\$449M)

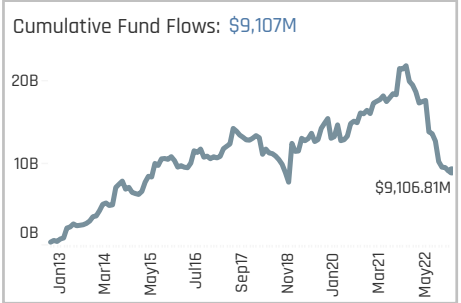
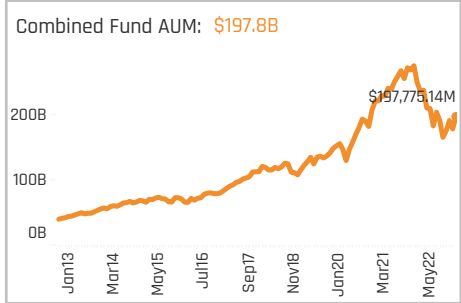
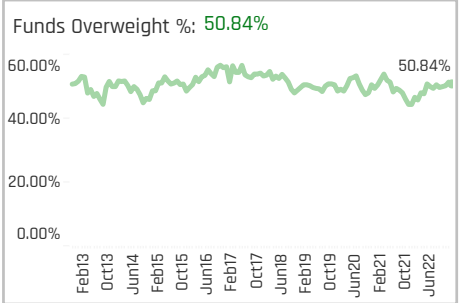
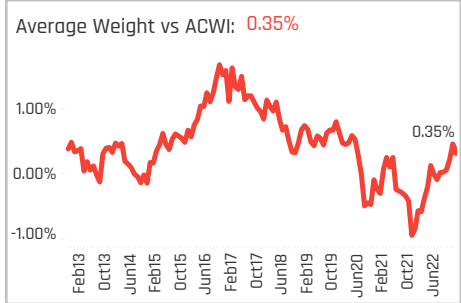
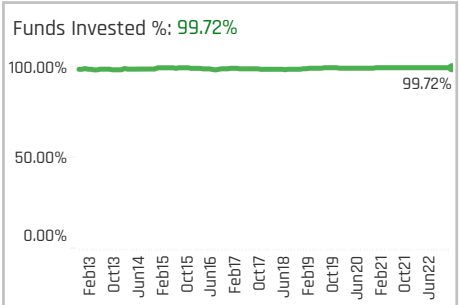
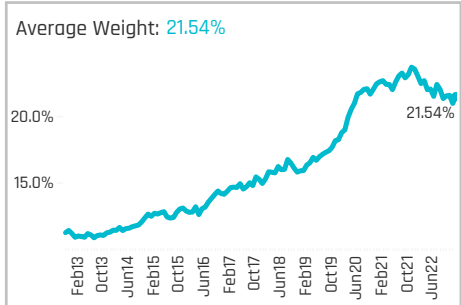
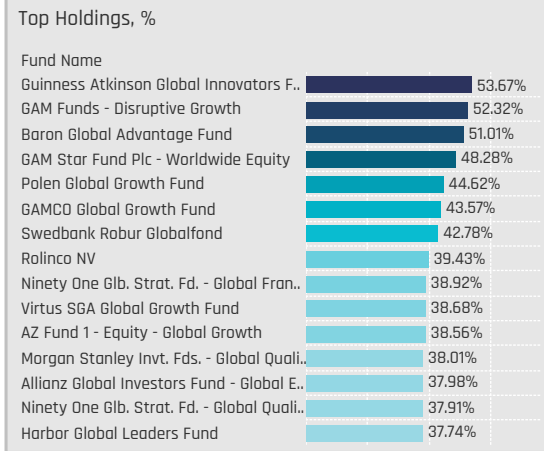
Stock Sentiment Grid, Asia

We combine the latest Asian stock positioning, long-term positioning and short-term fund activity in the 'Sentiment Grid', below. The Y-Axis measures where today's ownership levels in each stock sit relative to the long-term range. We calculate the Z-Score of today's average weight, funds invested % and funds O/W %, relative to all monthly observations in our fund history (going back to 9/30/2012). A figure close to 100% would indicate today's positioning is close to its maximum ever level, a figure close to zero, the lowest. The X-axis provides a measure of short-term fund activity, or 'Momentum', by looking at the changes in average weight, funds invested % and funds o/w % between 7/31/2022 and 1/31/2023, relative to each stock. A figure above 50% means a stock has seen relative increases in ownership, a figure below 50% indicates a relative decrease in positioning. The size of the bubble represents the average weight of each stock.



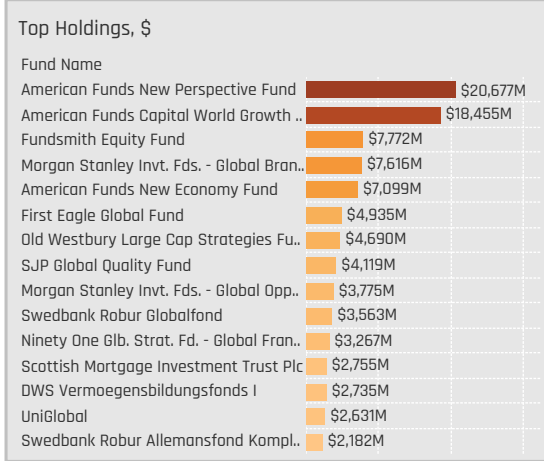


Sector Profiles



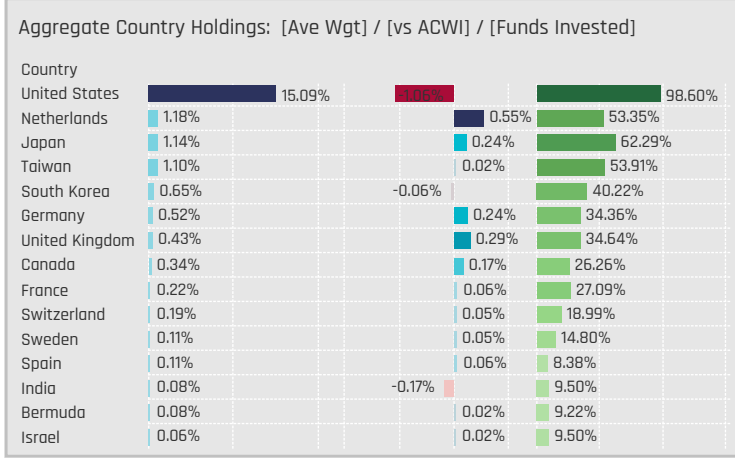
Aggregate Stock Holdings Data, Ranked by Most Widely Held.

Ticker	Stock Name	Funds Invested %	Average Weight	Vs Benchmark	Fund AUM, \$
MSFT-US	Microsoft Corporation	75.98%	2.64%	-0.26%	\$27,796M
2330-TW	Taiwan Semiconductor Manuf..	47.21%	0.87%	0.15%	\$11,929M
V-US	Visa Inc. Class A	44.69%	1.05%	0.41%	\$9,992M
AAPL-US	Apple Inc.	43.02%	1.26%	-2.60%	\$10,547M
ASML-NL	ASML Holding NV	40.50%	0.81%	0.35%	\$11,356M
MA-US	Mastercard Incorporated Clas..	38.83%	0.81%	0.27%	\$6,028M
ADBE-US	Adobe Incorporated	31.84%	0.42%	0.14%	\$3,204M
ACN-US	Accenture Plc Class A	30.73%	0.39%	0.10%	\$3,629M
NVDA-US	NVIDIA Corporation	30.45%	0.47%	-0.33%	\$3,983M
CSCO-US	Cisco Systems, Inc.	28.49%	0.33%	-0.01%	\$2,198M
TXN-US	Texas Instruments Incorporat..	26.82%	0.34%	0.06%	\$2,369M
INTU-US	Intuit Inc.	25.98%	0.43%	0.25%	\$2,955M
6861-JP	Keyence Corporation	25.14%	0.37%	0.21%	\$3,298M
005930-KR	Samsung Electronics Co., Ltd.	23.46%	0.33%	-0.06%	\$3,149M
6758-JP	Sony Group Corporation	21.79%	0.25%	0.07%	\$2,062M



Top Stock Holdings, %

Fund Name	Ticker	Stock Name	Percentage
Mundoval Fund	MA-US	Mastercard Incorporat..	11.03%
Baillie Gifford Investment Funds ICVC - ..	ASML-NL	ASML Holding NV	9.84%
Ninety One Glb. Strat. Fd. - Global Quali..	V-US	Visa Inc. Class A	9.71%
First Sentier Investors ICVC - Stewart I..	FTNT-US	Fortinet, Inc.	9.29%
Ninety One Glb. Strat. Fd. - Global Fran..	V-US	Visa Inc. Class A	9.26%
AZ Fund 1 - Equity - Global Growth	AAPL-US	Apple Inc.	8.95%
UBS (D) Equity Fund - Global Opportuni..	MSFT-US	Microsoft Corporation	8.89%
Ariel Global Fund	MSFT-US	Microsoft Corporation	8.59%
Mundoval Fund	AAPL-US	Apple Inc.	8.59%
Morgan Stanley Inv. Fds. - Global Bran..	MSFT-US	Microsoft Corporation	8.32%
GAM Funds - Disruptive Growth	MSFT-US	Microsoft Corporation	8.22%
AZ Fund 1 - Equity - Global Growth	MSFT-US	Microsoft Corporation	7.97%
Polen Global Growth Fund	MSFT-US	Microsoft Corporation	7.90%
Fundsmith Equity Fund	MSFT-US	Microsoft Corporation	7.81%
Columbia Select Global Equity Fund	MSFT-US	Microsoft Corporation	7.68%



Top Country Holdings, %

Fund Name	Country	Percentage
Guinness Atkinson Global Innovators F..	United States	46.96%
GAM Funds - Disruptive Growth	United States	45.23%
Polen Global Growth Fund	United States	39.59%
GAM Star Fund Plc - Worldwide Equity	United States	39.23%
AZ Fund 1 - Equity - Global Growth	United States	34.81%
Aviva Invs. - Global Equity Endurance F..	United States	32.18%
Ninety One Glb. Strat. Fd. - Global Fran..	United States	30.47%
Virtus SGA Global Growth Fund	United States	29.91%
Swedbank Robur Globalfond	United States	29.61%
Ninety One Glb. Strat. Fd. - Global Quali..	United States	29.53%
UBS (D) Equity Fund - Global Opportuni..	United States	29.22%
Ninety One Glb. Strat. Fd. - Global Quali..	United States	28.69%
GAMCO Global Growth Fund	United States	28.64%
Allianz Interglobal	United States	28.64%
Artisan Global Discovery Fund	United States	27.54%

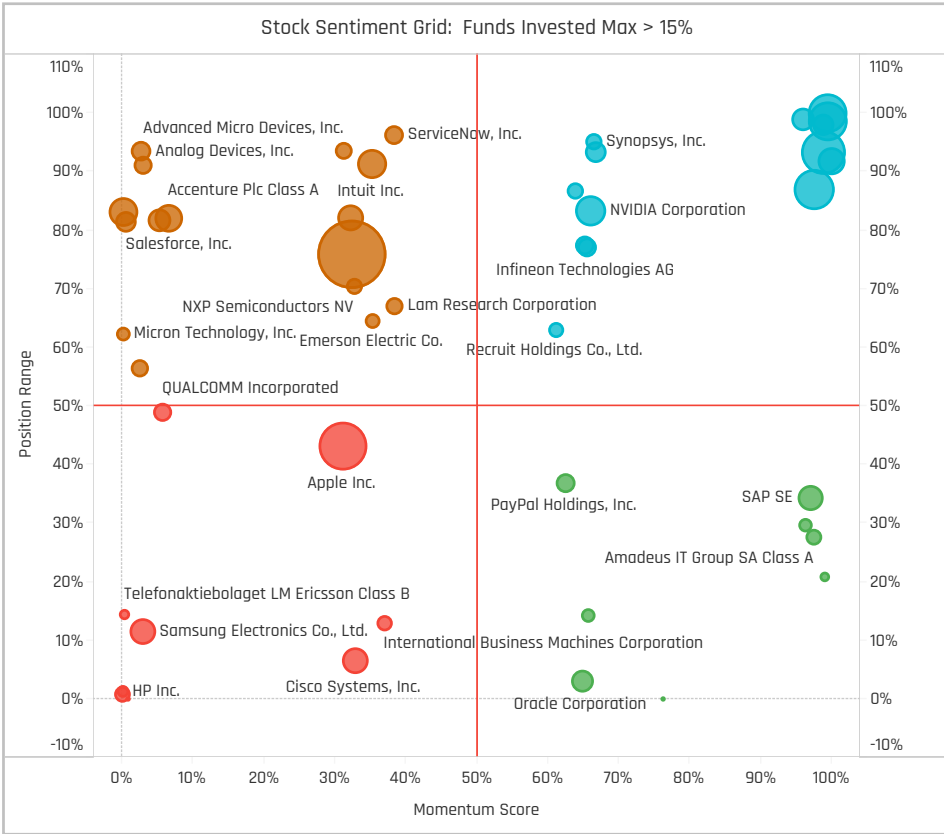
Top Stock Holdings, \$

Fund Name	Ticker	Stock Name	Amount
American Funds New Perspective Fund	MSFT-US	Microsoft Corporation	\$4,219M
American Funds Capital World Growth ..	AVGO-US	Broadcom Inc.	\$3,158M
American Funds Capital World Growth ..	MSFT-US	Microsoft Corporation	\$2,936M
American Funds New Perspective Fund	2330-TW	Taiwan Semiconductor ..	\$2,653M
American Funds Capital World Growth ..	2330-TW	Taiwan Semiconductor ..	\$2,463M
American Funds New Perspective Fund	ASML-NL	ASML Holding NV	\$2,409M
Fundsmith Equity Fund	MSFT-US	Microsoft Corporation	\$2,348M
American Funds Capital World Growth ..	ASML-NL	ASML Holding NV	\$1,869M
Morgan Stanley Inv. Fds. - Global Bran..	MSFT-US	Microsoft Corporation	\$1,787M
First Eagle Global Fund	ORCL-US	Oracle Corporation	\$1,632M
American Funds New Perspective Fund	AVGO-US	Broadcom Inc.	\$1,425M
Morgan Stanley Inv. Fds. - Global Bran..	V-US	Visa Inc. Class A	\$1,418M
Scottish Mortgage Investment Trust Plc	ASML-NL	ASML Holding NV	\$1,264M
Morgan Stanley Inv. Fds. - Global Bran..	SAP-DE	SAP SE	\$1,195M
Fundsmith Equity Fund	V-US	Visa Inc. Class A	\$1,167M

Largest Changes in Fund Weight, %

Fund Name	New or C..	Change
Quilter Investors Series I - Globa..		8.49%
Liontrust Investment Funds I - G..		5.19%
Frontier MFG Global Plus Fund		5.19%
Baillie Gifford Investment Funds..		5.95%
John Hancock Funds II - Global ..		5.66%
Allianz Interglobal		5.16%
FTIF SICAV - Global Climate Cha..		4.22%
Touchstone Strategic Trust - No..		-6.62%
Swedbank Robur Allemansfond ..		-6.69%
UniNachhaltig Aktien Global		-6.90%
Brown Advisory Global Leaders ..		-7.07%
Swedbank Robur Kapitalinvest		-7.47%
Russell Inv. Co. Plc - Acadian Gl..		-7.86%
Artemis Global Select Fund		-9.01%

Ave Wgt Δ	Funds Invested Δ	Fund Flows, \$	Av Wgt vs ACWI Δ	Funds O/W % Δ
-0.90%	0.00%	(\$4,537M)	0.43%	1.40%



Aggregate Stock Holdings Changes

Ticker	Stock Name	Funds Invested % Δ	Average Weight Δ	Fund Flows, \$
FICD-US	Fair Isaac Corporation	3.07%	0.02%	(\$16M)
6861-JP	Keyence Corporation	2.51%	0.09%	\$170M
NOKIA-FI	Nokia Djy	2.51%	0.00%	\$199M
ENPH-US	Enphase Energy, Inc.	2.23%	-0.01%	\$1M
CDNS-US	Cadence Design Systems, Inc.	2.23%	0.00%	\$9M
7751-JP	Canon Inc.	1.96%	0.00%	\$15M
006400-KR	Samsung SDI Co., Ltd	1.96%	0.04%	\$173M
ARW-US	Arrow Electronics, Inc.	-2.23%	-0.01%	(\$8M)
CSCO-US	Cisco Systems, Inc.	-2.23%	0.01%	(\$102M)
JNPR-US	Juniper Networks, Inc.	-2.79%	-0.01%	(\$34M)
INTC-US	Intel Corporation	-2.79%	-0.06%	(\$173M)
ADBE-US	Adobe Incorporated	-2.79%	-0.06%	(\$844M)
MU-US	Micron Technology, Inc.	-3.35%	-0.02%	(\$242M)
HPQ-US	HP Inc.	-3.35%	-0.02%	(\$93M)

Largest Fund Flows, \$

Fund Name	New or Cl..	Flow
St. James's Place Unit Trust - G..		\$394M
American Funds New Economy ..		\$294M
Guinness Asset Mgmt. Fund Plc..		\$250M
Morgan Stanley Inv. Fds. - Glo..		\$159M
Falksams LO Varlden		\$158M
Dodge & Cox Global Stock Fund		\$139M
JPMorgan Investment Funds - ..		\$133M
SEB Global Aktiefond		(\$218M)
American Funds Capital World ..		(\$302M)
Swedbank Robur Kapitalinvest		(\$303M)
Swedbank Robur Allemansfond..		(\$349M)
UniGlobal		(\$445M)
St. James's Place International..		(\$579M)
American Funds New Perspecti..		(\$1,889M)

Largest Fund Level Changes in Stock Weight, %

Fund Name	Stock Name	New ..	Change
Quilter Investors Series I - Global ..	Microsoft Corporation	New	6.50%
Quilter Investors Series I - Global ..	Constellation Software I..	New	4.38%
Wasatch Global Value Fund	Samsung Electronics Co...	New	3.38%
Touchstone Strategic Trust - Non-..	Taiwan Semiconductor M..	New	3.20%
Quilter Investors Series I - Global ..	Visa Inc. Class A	New	3.14%
SEB Aktiesparfond	Universal Music Group N.V.	New	3.11%
Frontier MFG Global Plus Fund	Intuit Inc.	New	2.97%
Invesco Global Inv. Ser. - Global F..	CrowdStrike Holdings, Inc.		-3.16%
S&W Aubrey Capital Mgmt. Inv. F..	SeSa S.p.A.	Close	-3.17%
Brown Advisory Global Leaders Fu..	Microsoft Corporation		-3.21%
Russell Inv. Co. Plc - Acadian Sust..	Apple Inc.		-3.28%
Columbia Select Global Equity Fund	Adobe Incorporated	Close	-3.90%
Ninety One Gbl. Strat. Fd. - Global ..	Microsoft Corporation		-4.03%
Mundoval Fund	Apple Inc.		-4.42%

Country Holding Changes: [Funds Invested Δ] / [Ave Wgt Δ] // Fund Flows, \$

Country	Wgt Δ	Flow
Finland	2.23%	\$199M
Australia	1.12%	(\$12M)
South Korea	0.84%	(\$763M)
Canada	0.84%	\$138M
Netherlands	0.84%	\$134M
United Kingdom	0.56%	\$59M
Austria	0.56%	\$2M
Czech Republic	-0.56%	(\$3M)
Brazil	-0.56%	(\$68M)
Denmark	-0.56%	(\$66M)
Italy	-0.84%	(\$63M)
Germany	-1.12%	\$94M
France	-1.68%	\$614M
China & HK	-1.68%	(\$40M)

Largest Changes in Fund Country Weight, %

Fund Name	New o..	Country	Change
Quilter Investors Series I - Global Un..		United States	11.08%
GAM Funds - Disruptive Growth		United States	6.04%
John Hancock Funds II - Global Equi..		United States	4.87%
Quilter Investors Series I - Global Un..	New	Canada	4.77%
Liontrust Investment Funds I - Glob..		United States	4.07%
Frontier MFG Global Plus Fund		United States	3.90%
Columbia Threadneedle (UK) ICVC - ..		United States	3.87%
Columbia Select Global Equity Fund		United States	-6.15%
Ninety One Gbl. Strat. Fd. - Global E..		United States	-6.15%
Brown Advisory Global Leaders Fund		United States	-6.48%
UniNachhaltig Aktien Global		United States	-6.73%
DWS Global Growth		United States	-7.30%
Artemis Global Select Fund		United States	-7.61%
Touchstone Strategic Trust - Non-U..		United States	-11.23%

Largest Fund Level Stock Inflows/Outflows, \$

Fund Name	Stock Name	New..	Flow
American Funds Capital World Gra..	Recruit Holdings Co., Ltd.		\$385M
American Funds New Perspective F..	Synopsys, Inc.	New	\$295M
American Funds Capital World Gra..	NVIDIA Corporation	New	\$253M
American Funds Capital World Gra..	Capgemini SE		\$248M
Old Westbury Large Cap Strategies..	Oracle Corporation		\$184M
Swedbank Robur Globalfond	Microsoft Corporation		\$182M
American Funds Capital World Gra..	Shopify, Inc. Class A		\$164M
American Funds New Perspective F..	Taiwan Semiconductor M..		(\$287M)
Morgan Stanley Inv. Fds. - Global ..	Automatic Data Processi..		(\$289M)
American Funds Capital World Gra..	Taiwan Semiconductor M..		(\$350M)
American Funds Capital World Gra..	Broadcom Inc.		(\$359M)
American Funds Capital World Gra..	Microsoft Corporation		(\$370M)
American Funds New Perspective F..	Samsung Electronics Co...		(\$449M)
American Funds New Perspective F..	Adobe Incorporated		(\$579M)

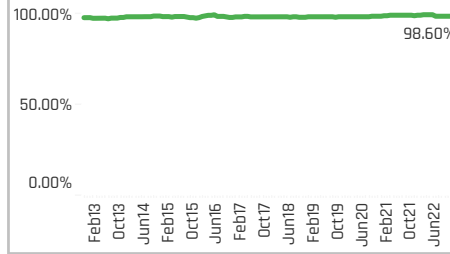
Top Holdings, %

Fund Name	Weight (%)
M&G (Lux) Investment Funds 1 - Positiv..	35.68%
Hermes Inv. Funds Plc - Impact Opport..	34.90%
LO Funds - Golden Age	34.40%
Acatis Aktien Global Fonds UI	29.61%
Invesco Global Invnt. Ser. - Global Focus ..	29.40%
Baillie Gifford Investment Funds ICVC - ..	28.72%
FP WHEB Asset Mgmt. Fds. - Sustainab..	27.51%
Fidelity Funds SICAV - Global Demogra..	26.67%
Fundsmith Equity Fund	25.46%
Ariel Global Fund	24.78%
Jupiter Global Managed Fund	24.65%
Fonditalia - Equity Global High Dividend	24.54%
JOHCM Umbrella Fund Plc - Global Sele..	24.49%
St. James's Place Unit Trust - Sust. & R..	24.17%
First Sentier Investors ICVC - Stewart I..	23.93%

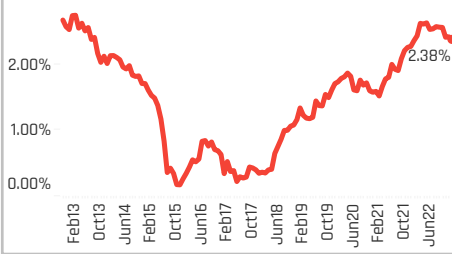
Average Weight: **14.84%**



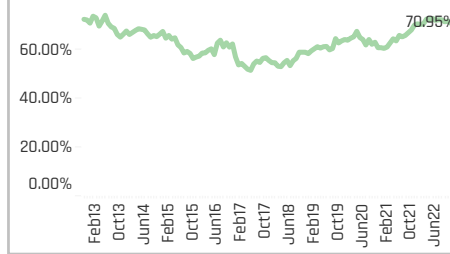
Funds Invested %: **98.60%**



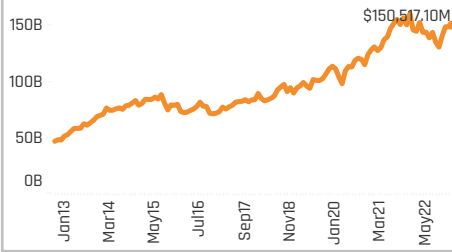
Average Weight vs ACWI: **2.38%**



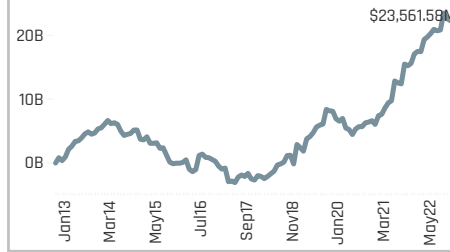
Funds Overweight %: **70.95%**



Combined Fund AUM: **\$150.5B**



Cumulative Fund Flows: **\$23,562M**



Aggregate Stock Holdings Data, Ranked by Most Widely Held.

Ticker	Stock Name	Funds Invested %	Average Weight	Vs Benchmark	Fund AUM, \$
UNH-US	UnitedHealth Group Incorpora..	44.13%	0.80%	0.04%	\$8,787M
ROG-CH	Roche Holding Ltd Dividend Ri..	40.78%	0.56%	0.20%	\$4,349M
NOVO.B-DK	Novo Nordisk A/S Class B	39.39%	0.82%	0.45%	\$9,348M
TMO-US	Thermo Fisher Scientific Inc.	34.64%	0.64%	0.27%	\$6,629M
MRK-US	Merck & Co., Inc.	33.52%	0.51%	0.06%	\$3,176M
JNJ-US	Johnson & Johnson	32.68%	0.47%	-0.23%	\$3,860M
AZN-GB	AstraZeneca PLC	32.12%	0.47%	0.13%	\$5,814M
ABBV-US	AbbVie, Inc.	28.77%	0.34%	-0.08%	\$2,813M
BMY-US	Bristol-Myers Squibb Company	27.37%	0.31%	0.04%	\$2,401M
SAN-FR	Sanofi	27.09%	0.30%	0.12%	\$2,988M
PFE-US	Pfizer Inc.	26.26%	0.24%	-0.16%	\$3,060M
LLY-US	Eli Lilly and Company	25.98%	0.33%	-0.11%	\$5,140M
ELV-US	Elevance Health, Inc.	25.70%	0.35%	0.14%	\$3,549M
DHR-US	Danaher Corporation	25.42%	0.39%	0.09%	\$4,208M
NOVN-CH	Novartis AG	23.45%	0.34%	0.02%	\$3,207M

Top Holdings, \$

Fund Name	Value (\$)
American Funds New Perspective Fund	\$19,425M
American Funds Capital World Growth ..	\$15,465M
Fundsmith Equity Fund	\$7,651M
American Funds New Economy Fund	\$5,623M
Morgan Stanley Invnt. Fds. - Global Bran..	\$4,566M
First Eagle Global Fund	\$3,298M
DWS Top Dividende	\$3,182M
Scottish Mortgage Investment Trust Plc	\$3,043M
Old Westbury Large Cap Strategies Fu..	\$2,425M
UniGlobal	\$2,313M
DWS Vermoegensbildungsfonds I	\$2,111M
Deka - Dividendenstrategie	\$1,890M
Dodge & Cox Global Stock Fund	\$1,817M
Fidelity Funds SICAV - Global Dividend ..	\$1,696M
SJP Global Quality Fund	\$1,689M

Top Stock Holdings, %

Fund Name	Ticker	Stock Name	Weight (%)
Scottish Mortgage Investment Trust Plc	MRNA-US	Moderna, Inc.	9.13%
Ariel Global Fund	GILD-US	Gilead Sciences, Inc.	7.45%
C Worldwide - Global Equities	NOVO.B-DK	Novo Nordisk A/S Class B	7.41%
Fundsmith Equity Fund	NOVO.B-DK	Novo Nordisk A/S Class B	7.35%
C Worldwide - Global Equities Ethical	NOVO.B-DK	Novo Nordisk A/S Class B	7.26%
GuardCap UCITS Funds Plc - Global Equ..	EL-FR	EssilorLuxottica SA	7.17%
GuardCap UCITS Funds Plc - Global Equ..	NOVO.B-DK	Novo Nordisk A/S Class B	6.98%
M&G (Lux) Investment Funds 1 - Positiv..	NOVO.B-DK	Novo Nordisk A/S Class B	6.85%
Mundoval Fund	NOVO.B-DK	Novo Nordisk A/S Class B	6.61%
RBC Funds (Lux) - Global Equity Focus ..	UNH-US	UnitedHealth Group In..	6.18%
C Worldwide - Global Equities Ethical	TMO-US	Thermo Fisher Scientif..	6.16%
C Worldwide - Global Equities	TMO-US	Thermo Fisher Scientif..	6.10%
Ariel Global Fund	ROG-CH	Roche Holding Ltd Divi..	5.97%
Baillie Gifford Investment Funds ICVC - ..	MRNA-US	Moderna, Inc.	5.90%
Ninety One Glb. Strat. Fd. - Global Valu..	MCK-US	McKesson Corporation	5.72%

Aggregate Country Holdings: [Ave Wgt] / [vs ACWI] / [Funds Invested]

Country	Ave Wgt (%)	Vs ACWI (%)	Funds Invested (%)
United States	9.39%	0.93%	65.08%
Switzerland	1.27%	0.41%	46.65%
Denmark	1.01%	0.57%	55.59%
United Kingdom	0.87%	0.30%	41.34%
Germany	0.59%	0.14%	44.41%
France	0.58%	0.28%	41.06%
Japan	0.43%	-0.10%	18.99%
Australia	0.23%	0.03%	17.32%
Netherlands	0.13%	0.05%	12.57%
China & HK	0.10%	-0.16%	4.47%
New Zealand	0.03%	0.01%	6.42%
Italy	0.03%	0.01%	6.15%
Ireland	0.02%	0.01%	5.31%
Belgium	0.02%	-0.01%	4.19%
Spain	0.02%	0.01%	

Top Country Holdings, %

Fund Name	Country	Weight (%)
Baillie Gifford Investment Funds ICVC - ..	United States	25.26%
LO Funds - Golden Age	United States	24.42%
M&G (Lux) Investment Funds 1 - Positiv..	United States	23.67%
NN (L) - Global Equity Impact Opportuni..	United States	22.79%
JOHCM Umbrella Fund Plc - Global Sele..	United States	22.03%
Fonditalia - Equity Global High Dividend	United States	21.46%
Fidelity Funds SICAV - Global Demogra..	United States	21.12%
Morgan Stanley Invnt. Fds. - Global Quali..	United States	20.78%
Morgan Stanley Invnt. Fds. - Global Bran..	United States	20.57%
Nordea Invest Globale UdbytteAktier	United States	19.62%
DPAM B - Equities World Sustainable	United States	19.03%
AXA Framlington Global Thematics	United States	18.47%
Jupiter Global Managed Fund	United States	18.30%
Deka - Globale Aktien LowRisk	United States	17.79%
Nordea 1 - Global Stable Equity Fund	United States	17.79%

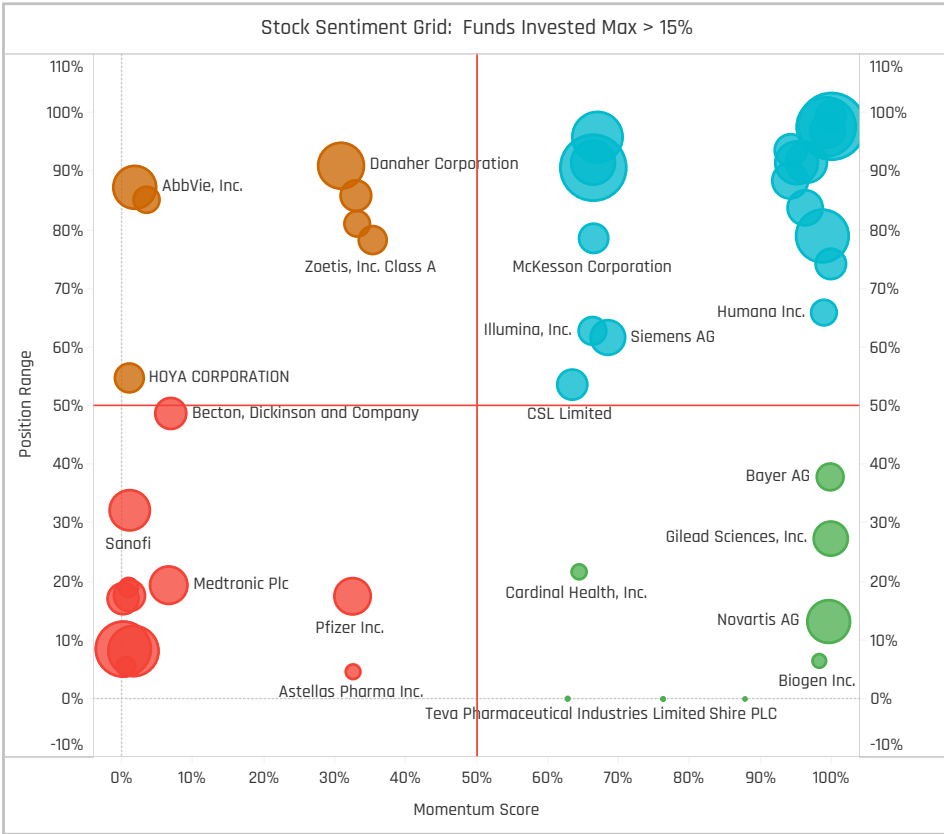
Top Stock Holdings, \$

Fund Name	Ticker	Stock Name	Value (\$)
American Funds New Perspective Fund	NOVO.B-DK	Novo Nordisk A/S Class B	\$2,639M
Fundsmith Equity Fund	NOVO.B-DK	Novo Nordisk A/S Class B	\$2,209M
American Funds Capital World Growth ..	UNH-US	UnitedHealth Group Inco..	\$2,204M
Fundsmith Equity Fund	IDXX-US	IDEXX Laboratories, Inc.	\$1,639M
Scottish Mortgage Investment Trust Plc	MRNA-US	Moderna, Inc.	\$1,620M
American Funds Capital World Growth ..	ABT-US	Abbott Laboratories	\$1,577M
American Funds New Perspective Fund	AZN-GB	AstraZeneca PLC	\$1,576M
American Funds New Perspective Fund	LLY-US	Eli Lilly and Company	\$1,470M
Fundsmith Equity Fund	SYK-US	Stryker Corporation	\$1,408M
American Funds Capital World Growth ..	LLY-US	Eli Lilly and Company	\$1,183M
American Funds New Perspective Fund	TMO-US	Thermo Fisher Scientif..	\$1,133M
Morgan Stanley Invnt. Fds. - Global Bran..	DHR-US	Danaher Corporation	\$1,107M
Fundsmith Equity Fund	WAT-US	Waters Corporation	\$1,073M
Morgan Stanley Invnt. Fds. - Global Bran..	TMO-US	Thermo Fisher Scientif..	\$985M
American Funds New Perspective Fund	REGN-US	Regeneron Pharmaceuti..	\$978M

Largest Changes in Fund Weight, %

Fund Name	New or C..	Change
Fidelity Invt. Funds - Global Focu..		7.05%
PGIM Jennison Global Opportuni..		5.12%
UniGlobal		4.71%
AZ Fund 1 - Equity - Global Grow..		4.70%
UniGlobal II		4.68%
UniNachhaltig Aktien Global		4.40%
UniFavorit: Aktien		4.15%
T Rowe Price Global Value Equit..		-4.30%
FTIF SICAV - Global Climate Cha..	Close	-4.55%
Harding Loevner Global Equity P..		-4.56%
Templeton Growth Fund Inc.		-5.03%
DWS Concept DJE Globale Aktien		-6.03%
Touchstone Strategic Trust - No..		-6.68%
DWS Invest - CROCI Global Divid..		-9.52%

Ave Wgt Δ	Funds Invested Δ	Fund Flows, \$	Av Wgt vs ACWI Δ	Funds O/W % Δ
-0.16%	-0.28%	\$2,734M	-0.16%	-1.40%



Aggregate Stock Holdings Changes

Ticker	Stock Name	Funds Invested % Δ	Average Weight Δ	Fund Flows, \$
HUM-US	Humana Inc.	2.79%	0.00%	(\$207M)
CI-US	Cigna Corporation	2.79%	0.02%	(\$325M)
BAYN-DE	Bayer AG	2.79%	0.01%	\$325M
UNH-US	UnitedHealth Group Incorporat..	2.79%	-0.08%	\$120M
NOVO.B-DK	Novo Nordisk A/S Class B	2.51%	0.12%	\$1,300M
VRTX-US	Vertex Pharmaceuticals Incorp..	2.23%	0.04%	\$90M
INCY-US	Incyte Corporation	2.23%	0.02%	(\$70M)
GEN-US	Genesis Healthcare Inc Class A	-1.96%	-0.02%	(\$105M)
BAX-US	Baxter International Inc.	-1.96%	-0.02%	(\$101M)
GSK-GB	GSK plc	-2.23%	-0.04%	(\$50M)
ALGN-US	Align Technology, Inc.	-2.23%	0.00%	\$41M
A-US	Agilent Technologies, Inc.	-2.23%	0.01%	(\$65M)
EAPI-FR	Euroapi SA	-2.51%	0.00%	(\$4M)
SHL-AU	Sonic Healthcare Limited	-2.51%	0.00%	\$30M

Largest Fund Flows, \$

Fund Name	New or Cl..	Flow
American Funds New Perspecti..		\$1,813M
American Funds Capital World ..		\$1,477M
American Funds New Economy ..		\$556M
UniGlobal		\$464M
UniFavorit: Aktien		\$335M
St. James's Place Unit Trust - S..		\$262M
UniNachhaltig Aktien Global		\$192M
Franklin Mutual Ser. Fds. - Beac..		(\$113M)
SEB Global Aktiefond		(\$141M)
Baillie Gifford Investment Fund..		(\$144M)
Baillie Gifford UK & Bal. Fds. - G..		(\$185M)
FTIF SICAV - Growth (Euro) Fund		(\$196M)
Templeton Growth Fund Inc.		(\$316M)
Fidelity Series Intrinsic Opportu..		(\$866M)

Largest Fund Level Changes in Stock Weight, %

Fund Name	Stock Name	New ..	Change
Quilter Investors Series I - Global ..	HCA Healthcare Inc	New	4.46%
Quilter Investors Series I - Global ..	Eli Lilly and Company	New	3.65%
Fidelity Invt. Funds - Global Focus ..	UnitedHealth Group Incor..	New	3.57%
MassMutual Premier Global Fund	Novo Nordisk A/S Class B	New	3.45%
Sanlam Universal Fds. Plc - Global ..	Thermo Fisher Scientific I..	New	3.41%
Artisan Global Discovery Fund	Ascendis Pharma A/S Sp..	New	3.33%
Quilter Investors Series I - Global ..	UnitedHealth Group Incor..	New	3.32%
Virtus NFJ Global Sustainability Fu..	Avantor, Inc.	Close	-3.14%
Ninety One Glb. Strat. Fd. - Global ..	STERIS Plc	Close	-3.22%
Virtus NFJ Global Sustainability Fu..	UnitedHealth Group Incor..	Close	-3.23%
Virtus NFJ Global Sustainability Fu..	AstraZeneca PLC	Close	-3.34%
Quilter Investors Series I - Global ..	Bayer AG	Close	-3.85%
Sanlam Universal Fds. Plc - Global ..	Elevance Health, Inc.	Close	-5.11%
Quilter Investors Series I - Global ..	McKesson Corporation	Close	-9.92%

Country Holding Changes: [Funds Invested Δ] / [Ave Wgt Δ] / / Fund Flows, \$

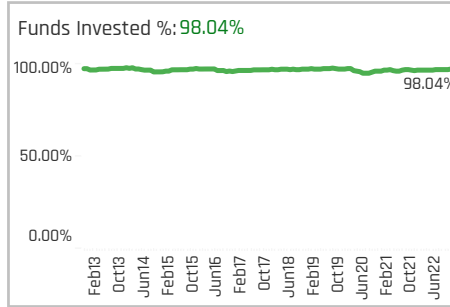
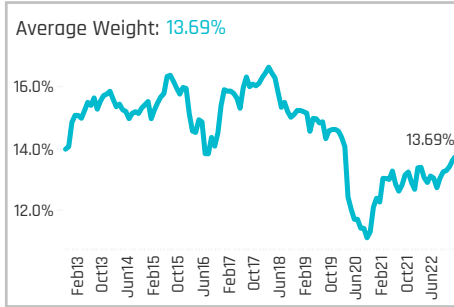
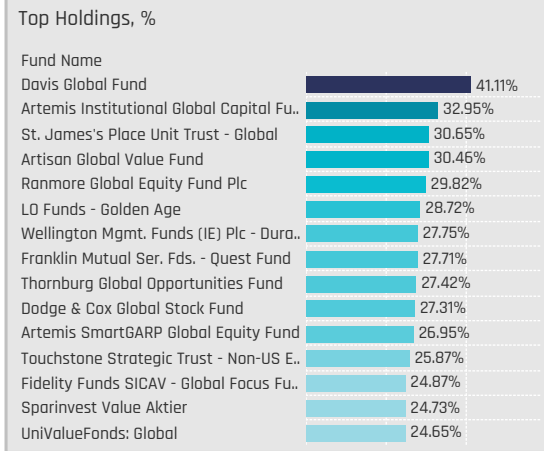
Country	Invested Δ	Wgt Δ	Flows
Denmark	2.23%	0.14%	\$1,372M
United Kingdom	1.68%	-0.01%	\$951M
South Korea	0.84%	0.00%	(\$11M)
Ireland	0.56%	0.01%	(\$4M)
Israel	0.28%	0.00%	\$123M
Malaysia	0.28%	0.00%	\$3M
Bermuda	0.28%	0.00%	\$0M
Switzerland	-1.12%	-0.07%	(\$35M)
Spain	-1.12%	0.00%	(\$11M)
Italy	-1.12%	0.00%	(\$4M)
Netherlands	-1.40%	-0.01%	\$63M
Canada	-1.40%	0.00%	(\$75M)
Germany	-1.68%	0.07%	\$1,069M
Australia	-9.95%	0.00%	\$279M

Largest Changes in Fund Country Weight, %

Fund Name	New a..	Country	Change
Fidelity Invt. Funds - Global Focus F..		United States	5.61%
PGIM Jennison Global Opportunites..		United States	4.07%
Fidelity Advisor Global Capital Appr..		United States	4.05%
AZ Fund 1 - Equity - Global Growth		United States	3.95%
MassMutual Premier Global Fund		Denmark	3.33%
Quilter Investors Series I - Global Un..		United States	3.10%
Franklin Mutual Ser. Fds. - Quest Fu..		United Kingdom	3.08%
DWS Concept DJE Globale Aktien		United States	-3.44%
Templeton Growth Fund Inc.		United Kingdom	-3.51%
Quilter Investors Series I - Global Un..	Close	Germany	-3.85%
JOHCM Umbrella Fund Plc - Global S..		United States	-4.43%
SEB Aktiesparfond		United States	-5.40%
Touchstone Strategic Trust - Non-U..		United States	-8.20%
DWS Invest - CROCI Global Dividends		United States	-9.25%

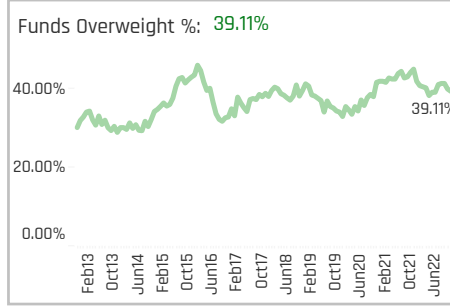
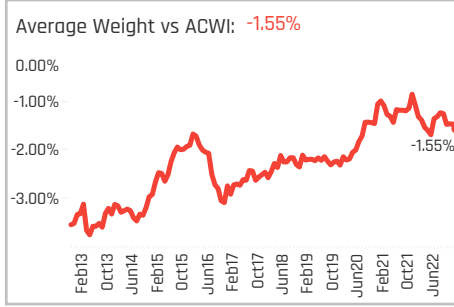
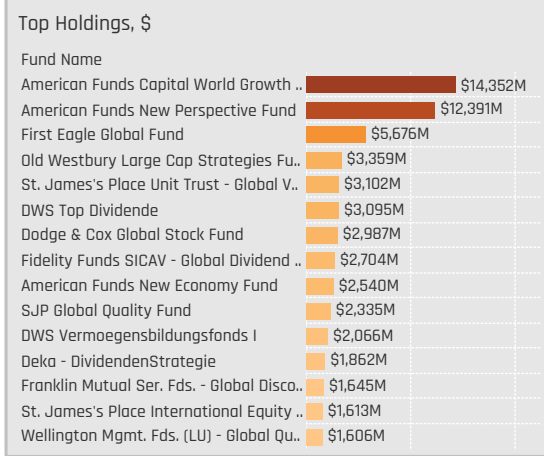
Largest Fund Level Stock Inflows/Outflows, \$

Fund Name	Stock Name	New..	Flow
American Funds New Perspective F..	Novo Nordisk A/S Class B		\$999M
American Funds Capital World Gro..	Novo Nordisk A/S Class B		\$426M
American Funds Capital World Gro..	AstraZeneca PLC		\$317M
American Funds New Perspective F..	Alynlam Pharmaceuticals..		\$310M
American Funds Capital World Gro..	UnitedHealth Group Incor..		\$281M
American Funds Capital World Gro..	Gilead Sciences, Inc.		\$279M
American Funds Capital World Gro..	Takeda Pharmaceutical C..	New	\$269M
American Funds Capital World Gro..	PerkinElmer, Inc.	(\$188M)	
Swedbank Robur Globalfond	Cigna Corporation	Close	(\$202M)
Fidelity Series Intrinsic Opportuniti..	UnitedHealth Group Incor..		(\$226M)
DWS Top Dividende	Amgen Inc.	Close	(\$245M)
American Funds Capital World Gro..	Amgen Inc.		(\$273M)
Fidelity Series Intrinsic Opportuniti..	Elevance Health, Inc.		(\$276M)
American Funds Capital World Gro..	Sanofi	Close	(\$311M)



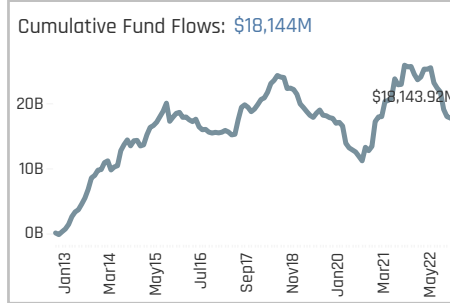
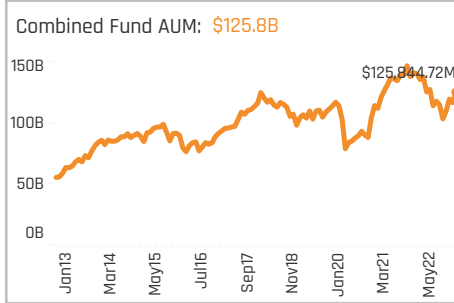
Aggregate Stock Holdings Data, Ranked by Most Widely Held.

Ticker	Stock Name	Funds Invested %	Average Weight	Vs Benchmark	Fund AUM, \$
1299-HK	AIA Group Limited	35.75%	0.66%	0.43%	\$5,129M
JPM-US	JPMorgan Chase & Co.	31.56%	0.46%	-0.22%	\$5,276M
SPGI-US	S&P Global, Inc.	24.02%	0.34%	0.10%	\$2,527M
WFC-US	Wells Fargo & Company	22.07%	0.25%	-0.05%	\$2,632M
500180-IN	HDFC Bank Limited	19.83%	0.37%	0.37%	\$2,767M
MMC-US	Marsh & McLennan Companie..	19.55%	0.19%	0.05%	\$1,495M
SCHW-US	Charles Schwab Corp	18.99%	0.31%	0.13%	\$2,689M
ICE-US	Intercontinental Exchange, Inc.	18.16%	0.27%	0.17%	\$2,083M
BNP-FR	BNP Paribas S.A. Class A	17.88%	0.17%	0.04%	\$1,684M
C-US	Citigroup Inc.	17.32%	0.15%	-0.01%	\$1,260M
AXP-US	American Express Company	17.04%	0.22%	0.02%	\$1,842M
D05-SG	DBS Group Holdings Ltd	16.76%	0.19%	0.11%	\$1,539M
CB-US	Chubb Limited	16.76%	0.13%	-0.04%	\$2,198M
BAC-US	Bank of America Corp	16.76%	0.20%	-0.23%	\$1,840M
CS-FR	AXA SA	15.64%	0.14%	0.05%	\$1,658M



Top Stock Holdings, %

Fund Name	Ticker	Stock Name	Weight
Castle Focus Fund	BRK.B-US	Berkshire Hathaway I..	9.03%
Morgan Stanley Inv. Fds. - Global Opp..	500180-IN	HDFC Bank Limited	6.86%
Ninety One Glb. Strat. Fd. - Global Quali..	MCO-US	Moody's Corporation	6.68%
Wellington Mgmt. Funds (IE) Plc - Dura..	IFC-CA	Intact Financial Corpa..	6.68%
Davis Global Fund	D05-SG	DBS Group Holdings L..	6.63%
Davis Global Fund	2318-HK	Ping An Insurance (Gr..	6.52%
GuardCap UCITS Funds Plc - Global Equ..	CME-US	CME Group Inc. Class A	6.36%
Thornburg Global Opportunities Fund	BIRG-IE	Bank of Ireland Group ..	6.28%
GuardCap UCITS Funds Plc - Global Equ..	MKTX-US	MarketAxess Holdings..	6.21%
Davis Global Fund	DANSKE-DK	Danske Bank A/S	6.14%
Longleaf Partners Global Fund	AMG-US	Affiliated Managers Gr..	6.12%
Holberg Global	2318-HK	Ping An Insurance (Gr..	6.10%
Value Square Fund - Equity World	BRK.B-US	Berkshire Hathaway I..	6.07%
Ninety One Glb. Strat. Fd. - Global Fran..	MCO-US	Moody's Corporation	5.95%
Davis Global Fund	WFC-US	Wells Fargo & Compa..	5.73%



Aggregate Country Holdings: [Ave Wgt] / [vs ACWI] / [Funds Invested]

Country	Ave Wgt	Vs ACWI	Funds Invested
United States	6.32%	-0.55%	92.74%
China & HK	1.00%	0.12%	53.91%
United Kingdom	0.81%	0.09%	49.16%
India	0.65%	0.29%	31.28%
Canada	0.62%	-0.52%	36.03%
Germany	0.50%	0.12%	32.12%
France	0.43%	0.09%	34.64%
Japan	0.41%	-0.24%	32.96%
Switzerland	0.40%	-0.02%	34.92%
Singapore	0.32%	0.13%	27.37%
Netherlands	0.30%	0.14%	24.86%
Sweden	0.18%	-0.01%	14.80%
Indonesia	0.17%	0.03%	14.53%
Italy	0.15%	-0.06%	18.44%
South Korea	0.15%	0.04%	12.01%

Top Country Holdings, %

Fund Name	Country	Weight
Skagen Global	United States	22.98%
St. James's Place Unit Trust - Global	United States	20.68%
Artisan Global Value Fund	United States	20.55%
Invesco Global Inv. Ser. - Global Equity..	United States	19.30%
Castle Focus Fund	United States	18.71%
Fidelity Funds SICAV - Global Focus Fu..	United States	16.86%
Fidelity Inv. Trust - Worldwide Fund	United States	15.59%
Multicooperation SICAV - Julius Baer E..	United States	15.58%
Sparinvest Value Aktier	United States	14.99%
Franklin Mutual Ser. Fds. - Quest Fund	United States	14.56%
Redwheel Funds SICAV - Global Horiza..	United States	14.33%
CapitalatWork Fayer Umbrella - Contra..	United States	14.17%
Franklin Mutual Ser. Fds. - Beacon Fund	United States	13.92%
Polaris Global Value Fund	United States	13.56%
Aberdeen Standard SICAV II - Global Eq..	United States	13.20%

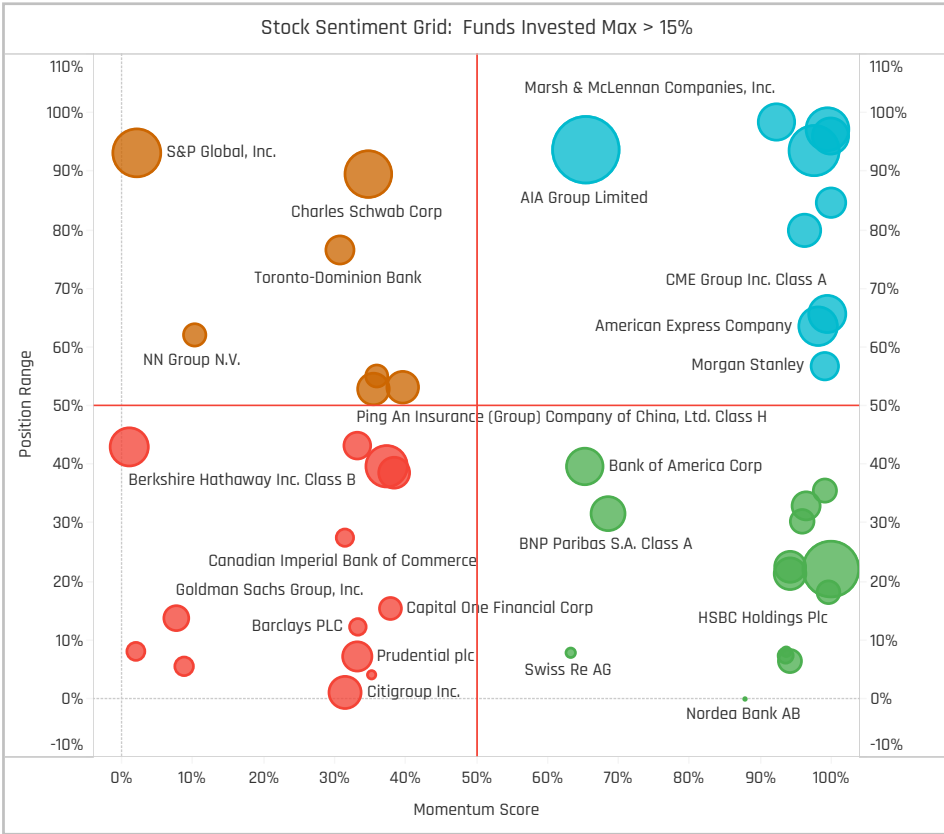
Top Stock Holdings, \$

Fund Name	Ticker	Stock Name	Value
American Funds New Perspective Fund	1299-HK	AIA Group Limited	\$1,564M
American Funds New Perspective Fund	JPM-US	JPMorgan Chase & Co.	\$1,323M
American Funds Capital World Growth ..	ZURN-CH	Zurich Insurance Group L..	\$1,188M
American Funds Capital World Growth ..	1299-HK	AIA Group Limited	\$876M
American Funds New Perspective Fund	CB-US	Chubb Limited	\$868M
Morgan Stanley Inv. Fds. - Global Bran..	ICE-US	Intercontinental Exchan..	\$851M
American Funds Capital World Growth ..	TD-CA	Toronto-Dominion Bank	\$806M
American Funds Capital World Growth ..	500247-IN	Kotak Mahindra Bank Li..	\$798M
Morgan Stanley Inv. Fds. - Global Opp..	500180-IN	HDFC Bank Limited	\$715M
American Funds New Perspective Fund	LSEG-GB	London Stock Exchange ..	\$644M
American Funds Capital World Growth ..	JPM-US	JPMorgan Chase & Co.	\$604M
First Eagle Global Fund	BK-US	Bank of New York Mello..	\$582M
Old Westbury Large Cap Strategies Fu..	XLF-US	Financial Select Sector S..	\$573M
American Funds New Perspective Fund	AON-US	Aon Plc Class A	\$564M
First Eagle Global Fund	GBLB-BE	Groupe Bruxelles Lambe..	\$551M

Largest Changes in Fund Weight, %

Fund Name	New or C..	Change
Fidelity Inv. Trust - Worldwide F..		11.62%
Thornburg Global Opportunities ..		7.90%
LO Funds - Golden Age		6.84%
Ranmore Global Equity Fund Plc		6.30%
Artemis Global Select Fund		6.19%
DWS Concept DJE Globale Aktien		5.73%
SEB Aktiesparfond		5.59%
Swedbank Robur Globalfond		-3.38%
Covea Actions Monde		-3.90%
Fidelity Series Intrinsic Opportu..		-4.79%
Quilter Investors Series I - Globa..		-5.43%
Longleaf Partners Global Fund		-6.40%
Castle Focus Fund		-7.43%
Eaton Vance Richard Bernstein ..		-7.94%

Ave Wgt Δ	Funds Invested Δ	Fund Flows, \$	Av Wgt vs ACWI Δ	Funds O/W % Δ
0.93%	0.84%	(\$4,405M)	-0.25%	-1.96%



Aggregate Stock Holdings Changes

Ticker	Stock Name	Funds Invested % Δ	Average Weight Δ	Fund Flows, \$
CB-US	Chubb Limited	2.51%	0.03%	\$65M
BMRI-ID	PT Bank Mandiri (Persero) Tbk	1.96%	0.01%	\$51M
D05-SG	DBS Group Holdings Ltd	1.96%	0.04%	\$212M
CME-US	CME Group Inc. Class A	1.68%	0.01%	(\$372M)
O39-SG	Oversea-Chinese Banking Corp..	1.68%	0.02%	\$19M
CFG-US	Citizens Financial Group, Inc.	1.68%	0.01%	\$12M
532174-IN	ICICI Bank Limited	1.68%	0.01%	\$185M
TROW-US	T. Rowe Price Group	-1.68%	0.00%	(\$3M)
CIX-CA	CI Financial Corp.	-1.68%	0.00%	(\$10M)
ADM-GB	Admiral Group plc	-1.68%	0.01%	\$8M
G-IT	Assicurazioni Generali S.p.A.	-1.96%	0.00%	(\$12M)
PRU-GB	Prudential plc	-2.51%	0.01%	\$1M
2318-HK	Ping An Insurance (Group) Co..	-2.51%	0.01%	(\$159M)
Y-US	Alleghany Corporation	-3.07%	-0.02%	(\$335M)

Largest Fund Flows, \$

Fund Name	New or Cl..	Flow
St. James's Place Unit Trust - G..		\$255M
Fidelity Inv. Trust - Worldwide F..		\$202M
Robeco Capital Gr. Fds. - BP Glo..		\$175M
JPMorgan Investment Funds - ..		\$130M
Morgan Stanley Inv. Fds. - Glo..		\$124M
UniNachhaltig Aktien Global		\$123M
Guinness Asset Mgmt. Fund Plc..		\$111M
Franklin Mutual Ser. Fds. - Glob..		(\$297M)
Swedbank Robur Globalfond		(\$319M)
St. James's Place International..		(\$407M)
American Funds New Perspecti..		(\$413M)
First Eagle Global Fund		(\$569M)
Fidelity Series Intrinsic Opportu..		(\$835M)
American Funds Capital World ..		(\$1,385M)

Largest Fund Level Changes in Stock Weight, %

Fund Name	Stock Name	New ..	Change
Thornburg Global Opportunities Fu..	BNP Paribas S.A. Class A	New	4.82%
Eaton Vance Focused Global Oppor..	JPMorgan Chase & Co.	New	4.11%
Quilter Investors Series I - Global ..	Progressive Corporation	New	3.91%
Quilter Investors Series I - Global ..	Sumitomo Mitsui Financi..	New	3.79%
Quilter Investors Series I - Global ..	KB Financial Group Inc.	New	3.67%
Ranmore Global Equity Fund Plc	Sberbank Russia PJSC	New	3.39%
Liontrust Investment Funds I - Glo..	First Republic Bank	New	3.30%
Quilter Investors Series I - Global ..	EXOR N.V.	Close	-3.40%
SEB Aktiesparfond	Investor AB Class B	Close	-3.43%
Franklin Global Dividend Fund	iShares MSCI ACWI ETF	Close	-4.24%
Castle Focus Fund	Alleghany Corporation	Close	-4.96%
Quilter Investors Series I - Global ..	Bank of America Corp	Close	-5.59%
Invesco Global Inv. Ser. - Global E..	3i Group plc	Close	-5.63%
Longleaf Partners Global Fund	EXOR N.V.	Close	-8.79%

Country Holding Changes: [Funds Invested Δ] / [Ave Wgt Δ] // Fund Flows, \$

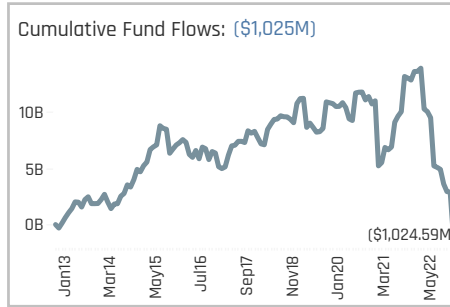
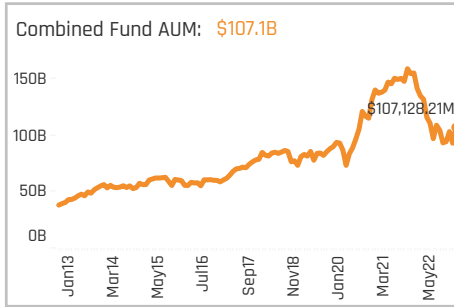
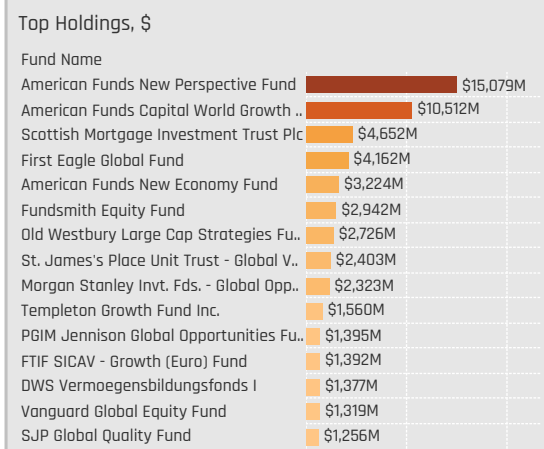
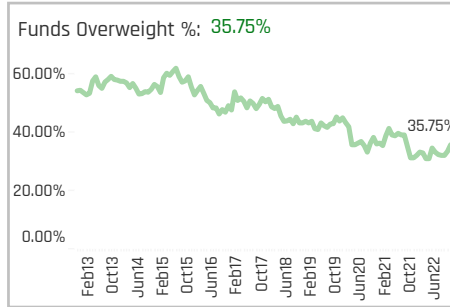
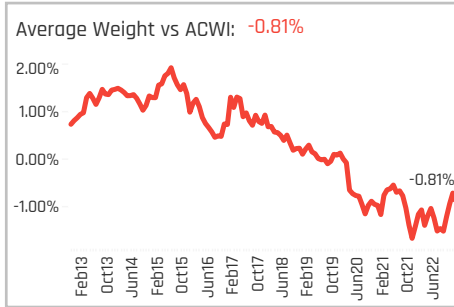
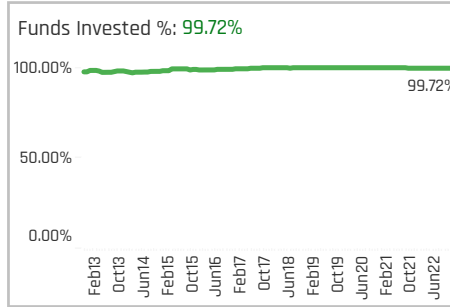
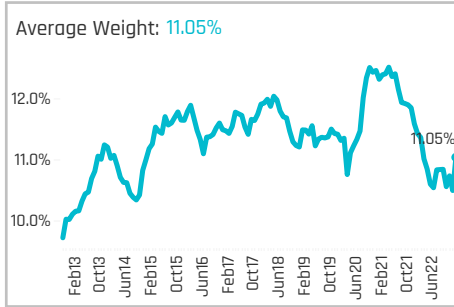
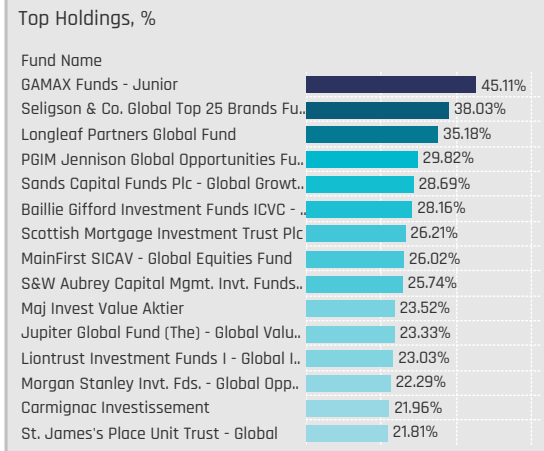
Country	Weight Change	Flow
Japan	3.35%	\$187M
Indonesia	2.23%	\$41M
Singapore	1.96%	\$463M
Ireland	0.84%	\$46M
United States	0.56%	(\$2,053M)
Brazil	0.56%	(\$61M)
India	0.28%	(\$47M)
Turkey	-0.84%	(\$2M)
Netherlands	-1.12%	(\$384M)
China & HK	-1.12%	(\$867M)
Sweden	-1.40%	(\$49M)
Belgium	-1.96%	(\$262M)
Italy	-3.07%	(\$49M)
United Kingdom	-3.63%	(\$206M)

Largest Changes in Fund Country Weight, %

Fund Name	New o..	Country	Change
Fidelity Inv. Trust - Worldwide Fund		United States	10.38%
Thornburg Global Opportunities Fund	New	France	4.82%
JOHCM Umbrella Fund Plc - Global S..	New	Brazil	4.11%
BNY Mellon Investment Fds. - Global..		United States	3.82%
Quilter Investors Series I - Global Un..	New	Japan	3.79%
Quilter Investors Series I - Global Un..	New	South Korea	3.67%
Ranmore Global Equity Fund Plc	New	Russia	3.39%
Covea Actions Monde		United States	-3.73%
Franklin Global Dividend Fund	Close	Multi	-4.24%
Invesco Global Inv. Ser. - Global Eq..		United Kingdom	-5.24%
Quilter Investors Series I - Global Un..		United States	-6.48%
Castle Focus Fund		United States	-7.43%
Longleaf Partners Global Fund	Close	Netherlands	-8.79%
Touchstone Strategic Trust - Non-U..		United States	-9.33%

Largest Fund Level Stock Inflows/Outflows, \$

Fund Name	Stock Name	New..	Flow
Old Westbury Large Cap Strategies..	Financial Select Sector S..	New	\$533M
American Funds New Perspective F..	Morgan Stanley		\$278M
American Funds Capital World Gro..	DBS Group Holdings Ltd	New	\$231M
American Funds New Perspective F..	Blackstone Inc.		\$223M
American Funds Capital World Gro..	Morgan Stanley		\$197M
Franklin Mutual Ser. Fds. - Global Di..	JPMorgan Chase & Co.	New	\$170M
American Funds Capital World Gro..	Israel Discount Bank Limi..	New	\$163M
American Funds Capital World Gro..	KBC Group N.V.		(\$215M)
First Eagle Global Fund	Alleghany Corporation	Close	(\$260M)
American Funds New Perspective F..	CME Group Inc. Class A		(\$276M)
American Funds Capital World Gro..	Kotak Mahindra Bank Li..		(\$287M)
American Funds Capital World Gro..	ING Groep NV		(\$307M)
Old Westbury Large Cap Strategies..	Health Care Select Secta..		(\$386M)
American Funds Capital World Gro..	CME Group Inc. Class A		(\$435M)

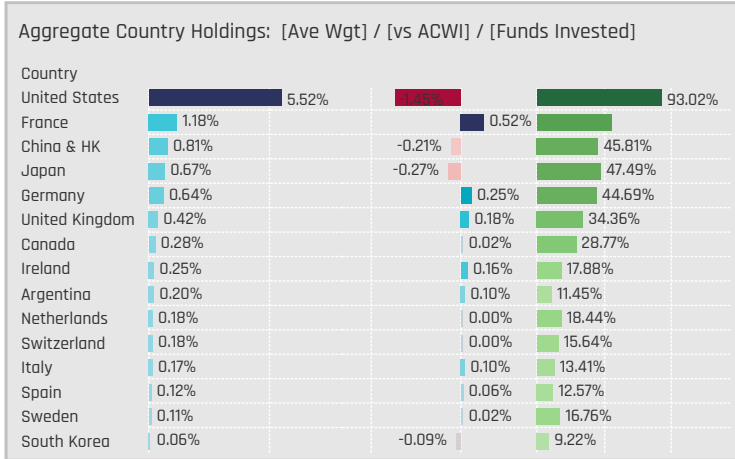


Aggregate Stock Holdings Data, Ranked by Most Widely Held.

Ticker	Stock Name	Funds Invested %	Average Weight	Vs Benchmark	Fund AUM, \$
AMZN-US	Amazon.com, Inc.	45.25%	0.98%	-0.57%	\$8,375M
MC-FR	LVMH Moet Hennessy Louis V..	33.80%	0.68%	0.29%	\$9,157M
NKE-US	NIKE, Inc. Class B	23.18%	0.31%	0.04%	\$3,698M
HD-US	Home Depot, Inc.	21.79%	0.25%	-0.28%	\$3,719M
TSLA-US	Tesla Inc	21.51%	0.19%	-0.58%	\$4,290M
BKNG-US	Booking Holdings Inc.	20.95%	0.24%	0.07%	\$3,860M
COST-US	Costco Wholesale Corporation	20.11%	0.23%	-0.13%	\$2,236M
9988-HK	Alibaba Group Holding Ltd.	19.83%	0.27%	-0.08%	\$2,761M
AZO-US	AutoZone, Inc.	17.60%	0.15%	0.05%	\$1,171M
TJX-US	TJX Companies Inc	16.76%	0.23%	0.06%	\$1,362M
MCD-US	McDonald's Corporation	16.48%	0.17%	-0.16%	\$1,124M
WMT-US	Walmart Inc.	14.53%	0.13%	-0.22%	\$977M
7974-JP	Nintendo Co., Ltd.	14.25%	0.11%	0.01%	\$565M
APT-US	Aptiv PLC	13.97%	0.20%	0.15%	\$1,131M
MBG-DE	Mercedes-Benz Group AG	13.41%	0.11%	0.02%	\$732M

Top Stock Holdings, %

Fund Name	Ticker	Stock Name	Weight
First Sentier Investors ICVC - Stewart I..	500520-IN	Mahindra & Mahindra ..	8.10%
MassMutual Premier Global Fund	MC-FR	LVMH Moet Hennessy ..	6.92%
Mundoval Fund	LVMUY-US	LVMH Moet Hennessy ..	6.90%
GuardCap UCITS Funds Plc - Global Equ..	BKNG-US	Booking Holdings Inc.	6.85%
Baillie Gifford Investment Funds ICVC - ..	MELI-US	MercadoLibre, Inc.	6.79%
PGIM Jennison Global Opportunities Fu..	RMS-FR	Hermes International ..	6.66%
Invesco Global Inv. Ser. - Global Focus ..	RMS-FR	Hermes International ..	6.60%
Baron Global Advantage Fund	MELI-US	MercadoLibre, Inc.	6.60%
PGIM Jennison Global Opportunities Fu..	MC-FR	LVMH Moet Hennessy ..	6.60%
Invesco Global Growth Fund	MC-FR	LVMH Moet Hennessy ..	6.41%
Ninety One Glb. Strat. Fd. - Global Valu..	VTSC-DE	Vitesco Technologies ..	6.27%
Longleaf Partners Global Fund	PRX-NL	Prusus N.V. Class N	6.12%
GAMAX Funds - Junior	AMZN-US	Amazon.com, Inc.	6.01%
Loomis Sayles Global Growth Fund	MELI-US	MercadoLibre, Inc.	5.69%
AZ Fund 1 - Equity - Global Growth	AMZN-US	Amazon.com, Inc.	5.68%



Top Country Holdings, %

Fund Name	Country	Weight
GAMAX Funds - Junior	United States	28.05%
Maj Invest Value Aktier	United States	18.61%
Sarasin IE Global Equity Opportunities ..	United States	17.98%
Sarasin IE Global Equity Opportunities ..	United States	17.91%
Frontier MFG Global Plus Fund	United States	17.53%
JPMorgan Funds - Global Focus Fund	United States	15.57%
Longleaf Partners Global Fund	United States	15.28%
Foord SICAV - Global Equity Fund LU	China & HK	15.24%
JSS Investmentfonds - Sustainable Eq..	United States	14.95%
JPMorgan Investment Funds - Global S..	United States	14.10%
MainStay Epoch Capital Growth Fund	United States	13.73%
AZ Fund 1 - Equity - Global Growth	United States	13.59%
Seligson & Co. Global Top 25 Brands Fu..	United States	13.31%
PGIM Jennison Global Opportunities Fu..	France	13.26%
Liontrust Investment Funds I - Global I..	United States	12.82%

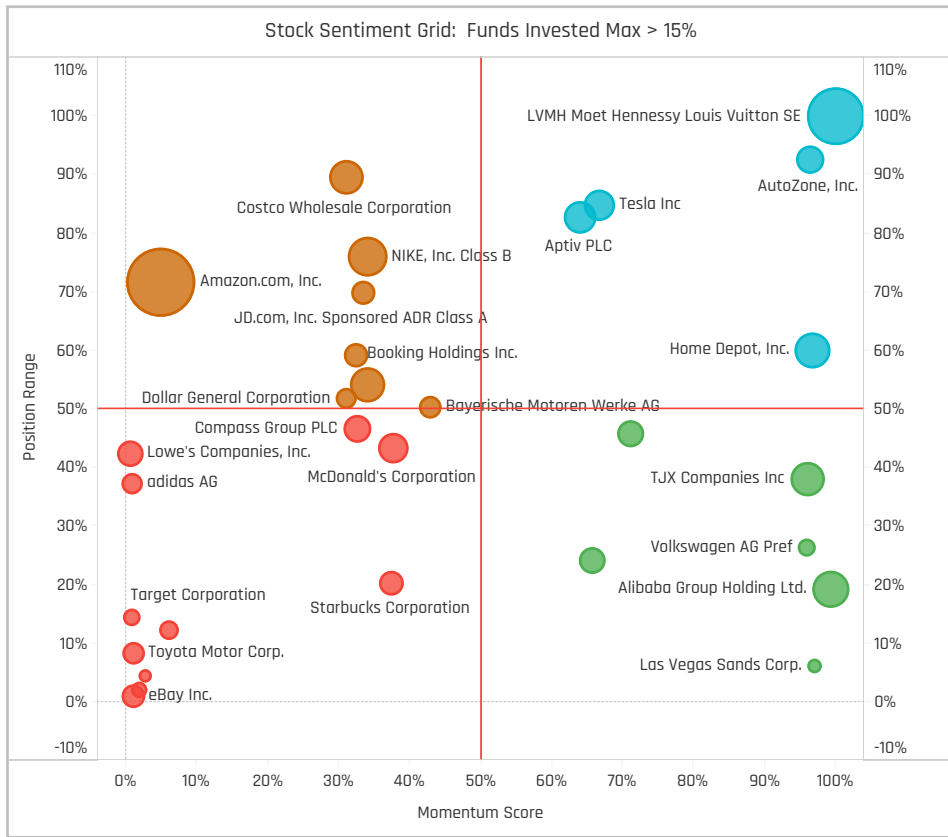
Top Stock Holdings, \$

Fund Name	Ticker	Stock Name	Value
American Funds New Perspective Fund	TSLA-US	Tesla Inc	\$2,262M
American Funds Capital World Growth ..	MC-FR	LVMH Moet Hennessy Lo..	\$2,086M
Fundsmith Equity Fund	MC-FR	LVMH Moet Hennessy Lo..	\$1,508M
American Funds New Perspective Fund	MC-FR	LVMH Moet Hennessy Lo..	\$1,479M
American Funds Capital World Growth ..	HD-US	Home Depot, Inc.	\$1,211M
American Funds New Perspective Fund	BKNG-US	Booking Holdings Inc.	\$962M
American Funds New Perspective Fund	HD-US	Home Depot, Inc.	\$811M
Fundsmith Equity Fund	NKE-US	NIKE, Inc. Class B	\$782M
American Funds New Perspective Fund	COST-US	Costco Wholesale Corpa..	\$779M
First Eagle Global Fund	CFR-CH	Compagnie Financiere Ri..	\$778M
American Funds New Perspective Fund	RMS-FR	Hermes International SC..	\$754M
Morgan Stanley Inv. Fds. - Global Bran..	MC-FR	LVMH Moet Hennessy Lo..	\$713M
American Funds Capital World Growth ..	GM-US	General Motors Company	\$710M
Scottish Mortgage Investment Trust Plc	TSLA-US	Tesla Inc	\$708M
Scottish Mortgage Investment Trust Plc	MELI-US	MercadoLibre, Inc.	\$667M

Largest Changes in Fund Weight, %

Fund Name	New or C..	Change
GAM Funds - Disruptive Growth		9.74%
Artisan Global Equity Fund		9.24%
S&W Aubrey Capital Mgmt. Invnt...		6.33%
Fidelity Inv. Trust - Worldwide F..		5.13%
Ninety One Glb. Strat. Fd. - Glob..		4.75%
Longleaf Partners Global Fund		4.68%
Seligson & Co. Global Top 25 Br..		4.67%
Baillie Gifford Investment Funds..		-4.52%
Quilter Investors Series I - Globa..		-4.61%
PGIM Jennison Global Opportuni..		-4.71%
Palen Global Growth Fund		-4.72%
Fidelity Advisor Global Capital A..		-5.14%
Invesco Global Invnt. Ser. - Global..		-6.79%
Invesco Global Invnt. Ser. - Global..		-7.02%

Ave Wgt Δ	Funds Invested Δ	Fund Flows, \$	Av Wgt vs ACWI Δ	Funds O/W % Δ
0.20%	0.00%	(\$6,209M)	0.69%	3.35%



Aggregate Stock Holdings Changes

Ticker	Stock Name	Funds Invested % Δ	Average Weight Δ	Fund Flows, \$
P911-DE	Porsche AG	4.19%	0.02%	\$192M
RACE-IT	Ferrari NV	3.07%	0.05%	\$28M
HRB-US	H&R Block, Inc.	2.79%	0.00%	\$16M
TSLA-US	Tesla Inc	2.79%	-0.10%	(\$2,154M)
MC-FR	LVMH Moet Hennessy Louis Vu..	2.51%	0.15%	\$358M
MAR-US	Marriott International, Inc. Cla..	2.51%	0.02%	\$17M
MELI-US	MercadoLibre, Inc.	1.96%	0.08%	\$4M
M-US	Macy's Inc	-1.68%	0.00%	(\$8M)
HWDN-GB	Howden Joinery Group PLC	-1.68%	0.00%	\$3M
KGF-GB	Kingfisher Plc	-1.96%	0.00%	(\$6M)
AMZN-US	Amazon.com, Inc.	-2.23%	-0.35%	(\$1,175M)
WHR-US	Whirlpool Corporation	-2.23%	-0.01%	(\$9M)
TGT-US	Target Corporation	-2.23%	-0.01%	\$1M
KER-FR	Kering SA	-2.51%	-0.01%	(\$307M)

Largest Fund Flows, \$

Fund Name	New or Cl..	Flow
St. James's Place Unit Trust - G..		\$416M
Vanguard Global Equity Fund		\$236M
BlackRock Global Funds - Syste..		\$155M
Old Westbury Large Cap Strate..		\$124M
Templeton Growth Fund Inc.		\$112M
Morgan Stanley Invnt. Fds. - Glo..		\$110M
Robeco Capital Gr. Fds. - BP Glo..		\$108M
American Funds New Economy ..		(\$173M)
T Rowe Price Global Stock Fund		(\$212M)
American Funds Capital World ..		(\$297M)
St. James's Place International..		(\$491M)
Fidelity Series Intrinsic Opportu..		(\$540M)
PGIM Jennison Global Opportun..		(\$550M)
American Funds New Perspecti..		(\$3,686M)

Largest Fund Level Changes in Stock Weight, %

Fund Name	Stock Name	New ..	Change
Quilter Investors Series I - Global ..	Amazon.com, Inc.	New	5.00%
Seligson & Co. Global Top 25 Bran..	Amazon.com, Inc.	New	3.73%
Quilter Investors Series I - Global ..	Thor Industries, Inc.	New	3.47%
Ninety One Glb. Strat. Fd. - Global ..	Ferrari NV	New	3.42%
GAM Funds - Disruptive Growth	Alibaba Group Holding Lt..	New	3.18%
Artisan Global Equity Fund	Alibaba Group Holding Lt..	New	3.14%
S&W Aubrey Capital Mgmt. Invnt. F..	LVMH Moet Hennessy La..	New	3.07%
T Rowe Price Global Stock Fund	Amazon.com, Inc.		-3.48%
DWS Concept DJE Globale Aktien	Amazon.com, Inc.		-3.71%
Vanguard Global ESG Select Stock ..	Starbucks Corporation	Close	-3.89%
S&W Aubrey Capital Mgmt. Invnt. F..	Maruti Suzuki India Limit..	Close	-3.92%
American Funds New Perspective ..	Tesla Inc		-4.34%
Quilter Investors Series I - Global ..	Vitesco Technologies Gro..	Close	-5.62%
PGIM Jennison Global Opportuni..	Tesla Inc		-5.97%

Country Holding Changes: [Funds Invested Δ] / [Ave Wgt Δ] // Fund Flows, \$

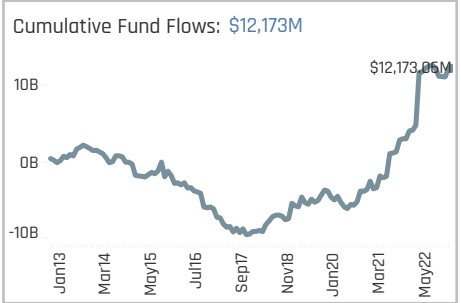
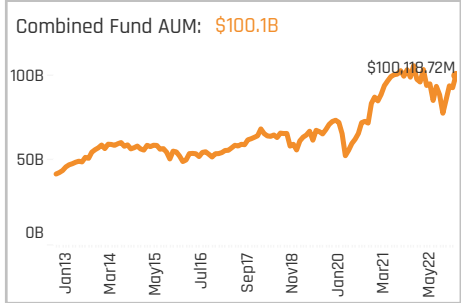
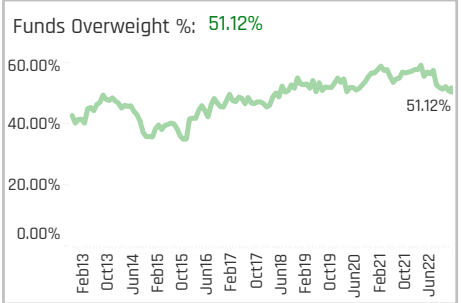
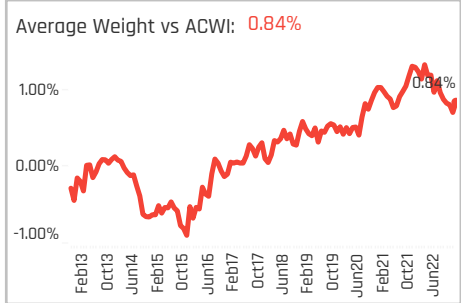
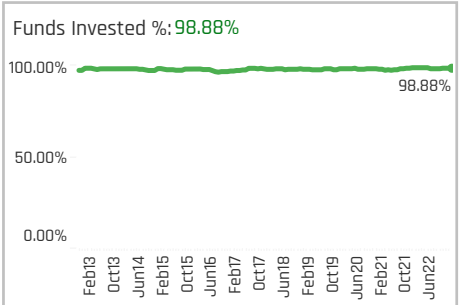
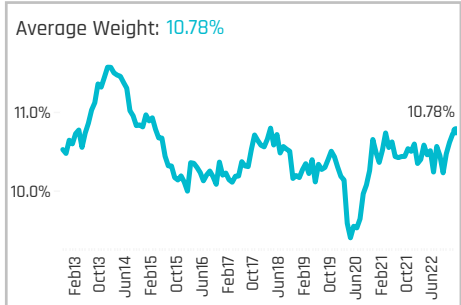
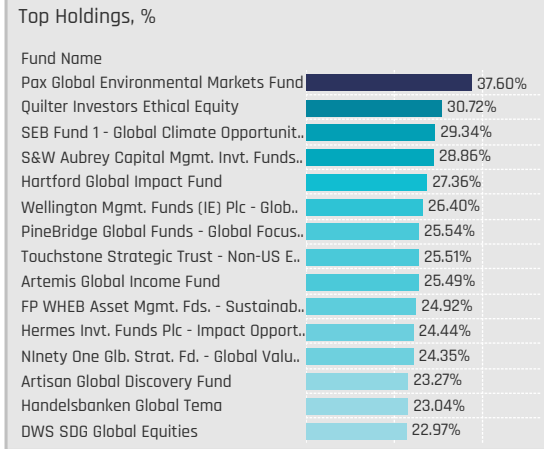
Country	Wgt Δ	Invested Δ	Flows, \$
Italy	2.79%	0.06%	\$38M
Argentina	1.96%	0.08%	\$4M
France	1.68%	0.22%	\$219M
Spain	1.40%	0.03%	\$28M
China & HK	1.12%	0.12%	(\$229M)
Sweden	1.12%	0.00%	\$16M
Indonesia	0.84%	0.00%	\$1M
Ireland	-0.84%	0.01%	\$71M
Luxembourg	-0.84%	0.00%	(\$6M)
Brazil	-0.84%	0.00%	(\$26M)
Japan	-0.84%	-0.01%	(\$280M)
United States	-1.40%	-0.02%	(\$5,081M)
Germany	-1.96%	0.03%	(\$79M)
United Kingdom	-4.03%	-0.04%	(\$82M)

Largest Changes in Fund Country Weight, %

Fund Name	New o..	Country	Change
Quilter Investors Series I - Global Un..		United States	10.69%
Artisan Global Equity Fund		China & HK	7.69%
GAM Funds - Disruptive Growth		China & HK	5.53%
S&W Aubrey Capital Mgmt. Invnt. Fu..		China & HK	4.99%
Fidelity Inv. Trust - Worldwide Fund		United States	4.72%
Fidelity Series Intrinsic Opportunite..		United States	4.69%
GAM Funds - Disruptive Growth		United States	4.48%
Fidelity Advisor Global Capital Appr..		United States	-4.62%
Quilter Investors Series I - Global Un..	Close	United Kingdom	-4.78%
Invesco Global Invnt. Ser. - Global Eq..		United States	-5.15%
American Funds New Perspective Fu..		United States	-5.36%
Baillie Gifford Investment Funds ICV..		United States	-5.71%
Quilter Investors Series I - Global Un..	Close	Germany	-8.16%
PGIM Jennison Global Opportunitie..		United States	-9.31%

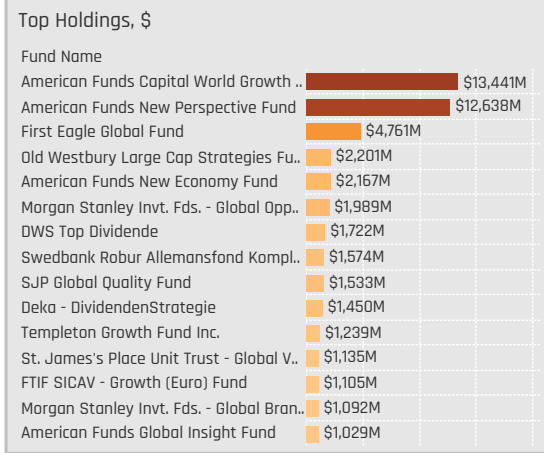
Largest Fund Level Stock Inflows/Outflows, \$

Fund Name	Stock Name	New..	Flow
American Funds Capital World Gro..	Sea Ltd. (Singapore) Spa..	New	\$309M
American Funds New Perspective F..	Entain PLC		\$272M
American Funds Capital World Gro..	Dollar Tree, Inc.		\$251M
American Funds Capital World Gro..	Lennar Corporation Class..	New	\$209M
UniGlobal	Walmart Inc.	New	\$165M
Franklin Mutual Ser. Fds. - Global Di..	DENSO CORPORATION	New	\$154M
American Funds Capital World Gro..	Target Corporation		\$127M
American Funds Capital World Gro..	Rivian Automotive, Inc. Cl..		(\$197M)
PGIM Jennison Global Opportunite..	Tesla Inc		(\$204M)
American Funds New Perspective F..	NIKE, Inc. Class B		(\$277M)
American Funds New Perspective F..	Prosus N.V. Class N		(\$343M)
American Funds Capital World Gro..	Volkswagen AG Pref	Close	(\$410M)
American Funds New Perspective F..	Amazon.com, Inc.		(\$873M)
American Funds New Perspective F..	Tesla Inc		(\$2,241M)



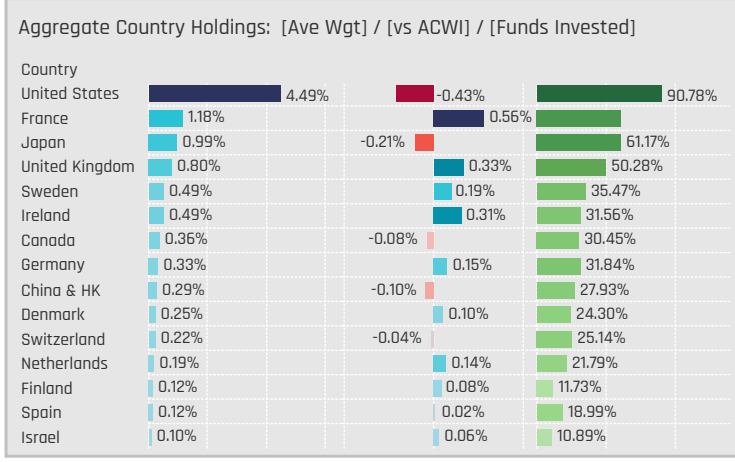
Aggregate Stock Holdings Data, Ranked by Most Widely Held.

Ticker	Stock Name	Funds Invested %	Average Weight	Vs Benchmark	Fund AUM, \$
SU-FR	Schneider Electric SE	26.26%	0.41%	0.27%	\$3,178M
AMAT-US	Applied Materials, Inc.	18.99%	0.17%	0.02%	\$2,464M
UPS-US	United Parcel Service, Inc. Cla..	16.48%	0.13%	-0.08%	\$516M
UNP-US	Union Pacific Corporation	16.20%	0.17%	-0.03%	\$1,397M
DPW-DE	Deutsche Post AG	16.20%	0.14%	0.08%	\$780M
WM-US	Waste Management, Inc.	15.36%	0.15%	0.04%	\$736M
DE-US	Deere & Company	13.97%	0.21%	0.01%	\$2,117M
8035-JP	Tokyo Electron Ltd.	12.57%	0.10%	0.00%	\$1,300M
MMM-US	3M Company	11.73%	0.07%	-0.04%	\$378M
AIR-FR	Airbus SE	11.73%	0.15%	0.03%	\$3,603M
CP-CA	Canadian Pacific Railway Limi..	11.45%	0.12%	-0.01%	\$1,666M
TT-US	Trane Technologies plc	11.17%	0.17%	0.09%	\$597M
GWW-US	W.W. Grainger, Inc.	11.17%	0.08%	0.01%	\$281M
ATCO.A-SE	Atlas Copco AB Class A	11.17%	0.13%	0.06%	\$1,039M
CNR-CA	Canadian National Railway C..	10.89%	0.09%	-0.04%	\$577M



Top Stock Holdings, %

Fund Name	Ticker	Stock Name	Weight
Morgan Stanley Invnt. Fds. - Global Opp..	UBER-US	Uber Technologies, Inc.	8.40%
Polen Global Growth Fund	ICLR-US	ICON Plc	6.54%
Ninety One Glob. Strat. Fd. - Global Valu..	AER-US	AerCap Holdings NV	6.37%
Baillie Gifford Investment Funds ICVC - ..	DE-US	Deere & Company	6.04%
Morgan Stanley Invnt. Fds. - Global Opp..	DSV-DK	DSV A/S	5.98%
JOHCM Umbrella Fund Plc - Global Opp..	GXO-US	GXO Logistics Inc	5.83%
Longleaf Partners Global Fund	FDX-US	FedEx Corporation	5.71%
M&G (Lux) Investment Funds 1 - Positiv..	JCI-US	Johnson Controls Inte..	5.61%
Schoellerbank Aktienfonds Value	SU-FR	Schneider Electric SE	5.35%
First Sentier Investors ICVC - Stewart I..	DPW-DE	Deutsche Post AG	5.25%
Longleaf Partners Global Fund	GE-US	General Electric Comp..	5.13%
Maj Invest Value Aktier	PH-US	Parker-Hannifin Corpo..	5.03%
Artisan Global Opportunities Fund	669-HK	Techtronic Industries ..	4.91%
M&G (Lux) Investment Funds 1 - Positiv..	SEDG-US	SolarEdge Technologi..	4.88%
S&W Aubrey Capital Mgmt. Invnt. Funds..	AXON-US	Axon Enterprise Inc	4.83%



Top Country Holdings, %

Fund Name	Country	Weight
PineBridge Global Funds - Global Focus..	United States	18.72%
Pax Global Environmental Markets Fund	United States	17.48%
Wellington Mgmt. Funds (IE) Plc - Glob..	United States	14.16%
Hartford Global Impact Fund	United States	13.95%
Quilter Investors Ethical Equity	United States	13.32%
AB Sustainable Global Thematic Fund	United States	12.65%
S&W Aubrey Capital Mgmt. Invnt. Funds..	United States	12.58%
SEB Fund 1 - Global Climate Opportunit..	United States	12.54%
Aberdeen Std. DEIC II - ASI Global Unco..	United States	12.17%
DWS SDG Global Equities	United States	11.90%
First Sentier Investors ICVC - Stewart I..	United States	11.39%
Quilter Investors Ethical Equity	Japan	11.11%
Longleaf Partners Global Fund	United States	10.84%
Redwheel Funds SICAV - Global Horizo..	United States	10.81%
Swedbank Robur Aktiefond Pension	Sweden	10.78%

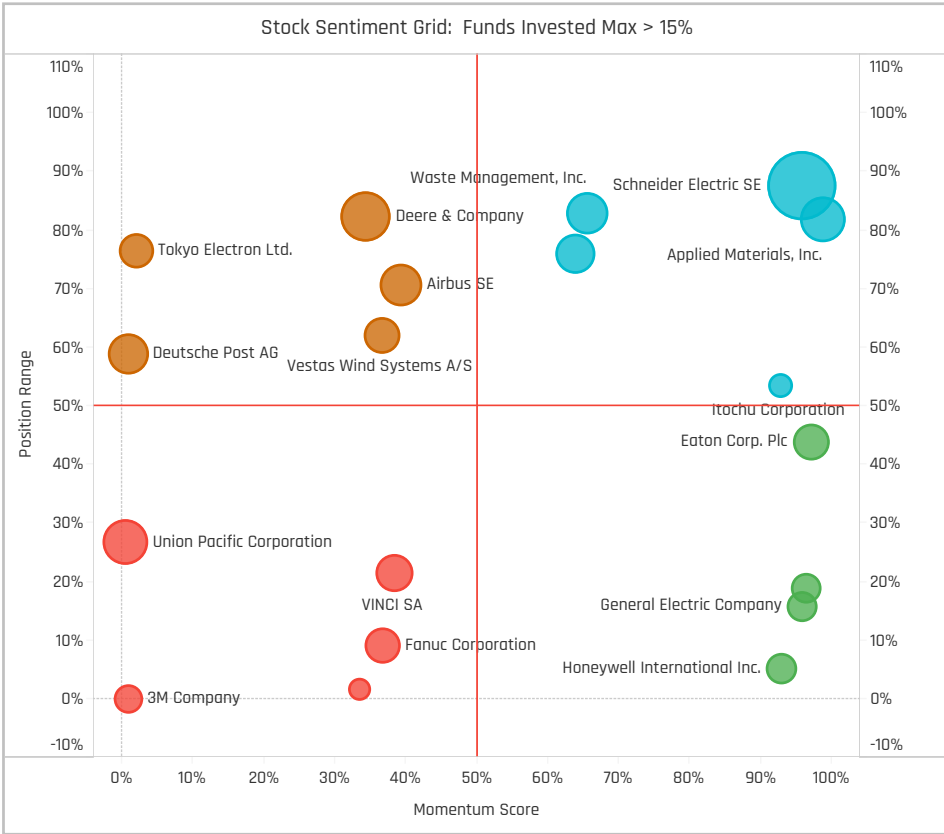
Top Stock Holdings, \$

Fund Name	Ticker	Stock Name	Value
American Funds Capital World Growth ..	AIR-FR	Airbus SE	\$1,224M
American Funds New Perspective Fund	CAT-US	Caterpillar Inc.	\$1,144M
American Funds Capital World Growth ..	GE-US	General Electric Company	\$1,078M
American Funds New Perspective Fund	DSV-DK	DSV A/S	\$931M
American Funds New Perspective Fund	CARR-US	Carrier Global Corp.	\$906M
Morgan Stanley Invnt. Fds. - Global Opp..	UBER-US	Uber Technologies, Inc.	\$875M
American Funds Capital World Growth ..	BA-GB	BAE Systems plc	\$858M
American Funds New Perspective Fund	AIR-FR	Airbus SE	\$849M
American Funds Capital World Growth ..	BKR-US	Baker Hughes Company ..	\$803M
First Eagle Global Fund	CHRW-US	C.H. Robinson Worldwide..	\$744M
American Funds Capital World Growth ..	8035-JP	Tokyo Electron Ltd.	\$735M
American Funds Capital World Growth ..	RTX-US	Raytheon Technologies ..	\$720M
American Funds New Perspective Fund	SAF-FR	Safran S.A.	\$709M
American Funds Capital World Growth ..	CARR-US	Carrier Global Corp.	\$706M
American Funds New Perspective Fund	CP-CA	Canadian Pacific Railwa..	\$697M

Largest Changes in Fund Weight, %

Fund Name	New or C..	Change
Touchstone Strategic Trust - No..		12.71%
Aviva Invs. - Global Equity Endur..		5.61%
Handelsbanken Global Tema		4.97%
Ninety One Glb. Strat. Fd. - Glob..		4.91%
SEB Fund 1 - Global Climate Opp..		4.30%
Invesco Global Invnt. Ser. - Global..		3.91%
FTIF SICAV - Growth (Euro) Fund		3.91%
Causeway Global Value Fund		-3.42%
Threadneedle (Lux) - Global Fac..		-3.50%
FP WHEB Asset Mgmt. Fds. - Su..		-3.63%
Eaton Vance Richard Bernstein ..		-4.63%
Uni 21. Jahrhundert -net-		-4.72%
Russell Invnt. Co. Plc - Acadian Su..		-4.83%
Quilter Investors Series I - Globa..		-12.04%

Ave Wgt Δ	Funds Invested Δ	Fund Flows, \$	Av Wgt vs ACWI Δ	Funds O/W % Δ
0.20%	0.28%	(\$400M)	-0.28%	-6.42%



Aggregate Stock Holdings Changes

Ticker	Stock Name	Funds Invested % Δ	Average Weight Δ	Fund Flows, \$
PCAR-US	PACCAR Inc	2.23%	0.01%	\$32M
CP-CA	Canadian Pacific Railway Limit..	1.68%	0.00%	\$301M
373220-KR	LG Energy Solution Ltd.	1.68%	0.01%	\$37M
UPS-US	United Parcel Service, Inc. Clas..	1.68%	-0.01%	\$33M
AHT-GB	Ashtead Group plc	1.40%	0.02%	\$5M
RTD-GB	Rentokil Initial plc	1.40%	0.01%	\$201M
AZJ-AU	Aurizon Holdings Ltd.	1.40%	0.00%	\$13M
AOS-US	A. O. Smith Corporation	-1.96%	-0.01%	(\$23M)
ADEN-CH	Adecco Group AG	-1.96%	0.00%	\$15M
DPW-DE	Deutsche Post AG	-1.96%	-0.01%	(\$86M)
9613-JP	NTT DATA Corporation	-2.23%	0.00%	(\$8M)
CMI-US	Cummins Inc.	-2.23%	-0.02%	(\$16M)
KLIC-US	Kulicke & Soffa Industries, Inc.	-2.79%	0.00%	(\$17M)
8035-JP	Tokyo Electron Ltd.	-3.91%	0.00%	(\$420M)

Largest Fund Flows, \$

Fund Name	New or Cl..	Flow
American Funds New Perspecti..		\$569M
Morgan Stanley Invnt. Fds. - Glo..		\$356M
Old Westbury Large Cap Strate..		\$210M
FTIF SICAV - Growth (Euro) Fund		\$209M
Deka - DividendenStrategie		\$200M
Templeton Growth Fund Inc.		\$197M
Guinness Asset Mgmt. Fund Plc..		\$194M
Vanguard Global Equity Fund		(\$140M)
T Rowe Price Global Stock Fund		(\$155M)
St. James's Place International..		(\$170M)
American Funds New Economy ..		(\$176M)
Fidelity Series Intrinsic Opportu..		(\$327M)
Franklin Mutual Ser. Fds. - Glob..		(\$371M)
UniGlobal		(\$411M)

Largest Fund Level Changes in Stock Weight, %

Fund Name	Stock Name	New ..	Change
Aviva Invs. - Global Equity Enduran..	Teleperformance SA	New	3.87%
Quilter Investors Series I - Global ..	Old Dominion Freight Lin..	New	3.55%
Quilter Investors Series I - Global ..	Safran S.A.	New	3.20%
American Century Focused Global ..	TransDigm Group Incorpo..	New	3.00%
S&W Aubrey Capital Mgmt. Invnt. F..	DiDi Global Inc. Sponsore..	New	2.77%
S&W Aubrey Capital Mgmt. Invnt. F..	Ashtead Group plc	New	2.75%
Invesco Global Invnt. Ser. - Global E..	BE Semiconductor Indust..	New	2.67%
Halberg Global	Varta AG	Close	-2.45%
Quilter Investors Series I - Global ..	BorgWarner Inc.	Close	-2.61%
AB Sustainable Global Thematic F..	Vestas Wind Systems A/S	Close	-2.61%
American Century Focused Global ..	AMETEK, Inc.	Close	-2.68%
Harbor Global Leaders Fund	Safran S.A.	Close	-2.73%
SEB Aktiesparfond	Volvo AB Class B	Close	-2.75%
Quilter Investors Series I - Global ..	AerCap Holdings NV	Close	-5.29%

Country Holding Changes: [Funds Invested Δ] / [Ave Wgt Δ] / Fund Flows, \$

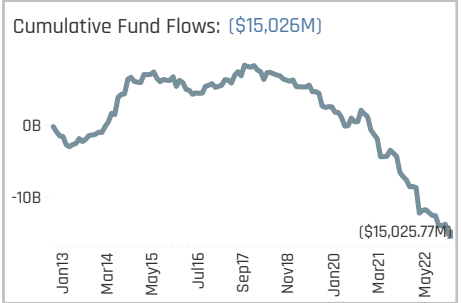
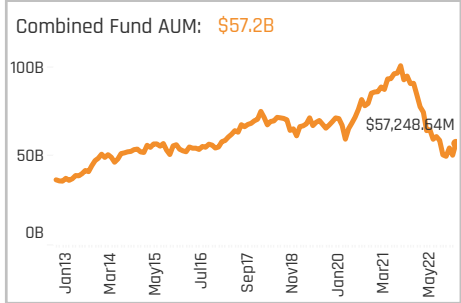
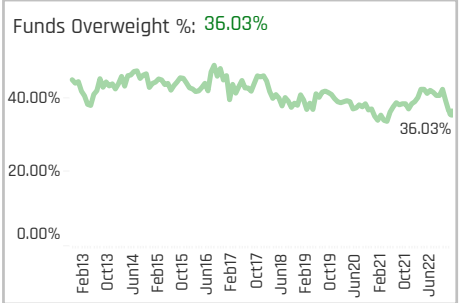
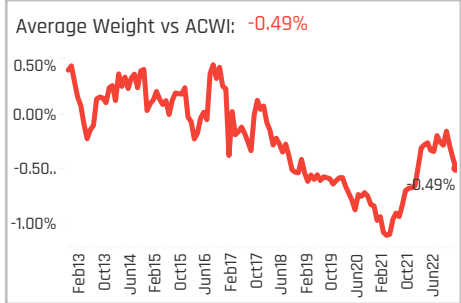
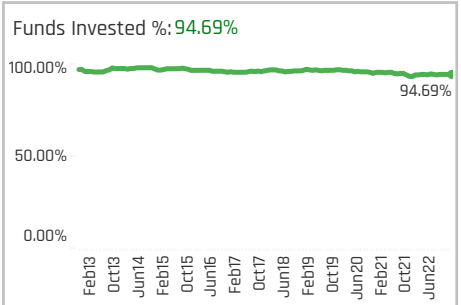
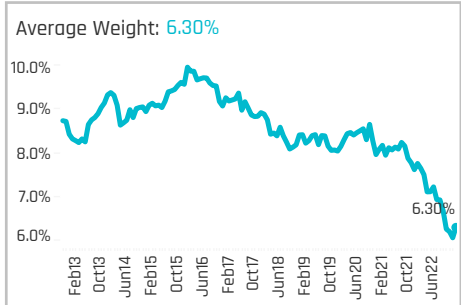
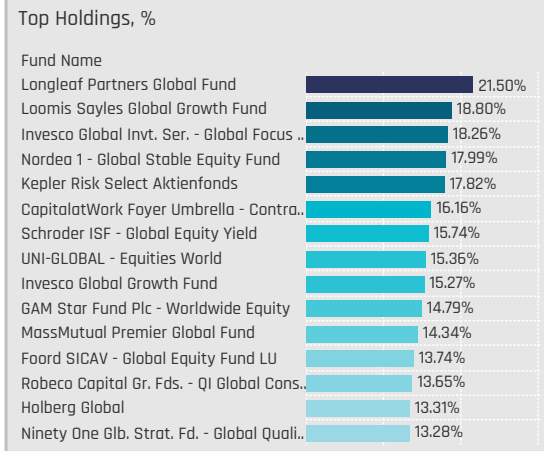
Country	Wgt Δ	Invested Δ	Flows
United Kingdom	1.96%	0.07%	\$390M
Canada	1.12%	0.00%	\$272M
Ireland	0.84%	0.04%	(\$45M)
Australia	0.56%	0.01%	\$2M
South Korea	0.56%	0.01%	\$30M
Indonesia	0.56%	0.00%	\$0M
India	0.56%	0.00%	\$39M
Finland	-1.68%	0.02%	(\$6M)
China & HK	-1.68%	0.00%	(\$249M)
Taiwan	-2.23%	0.00%	(\$89M)
Spain	-2.23%	-0.01%	(\$371M)
Singapore	-2.51%	0.00%	(\$17M)
Denmark	-2.79%	-0.03%	\$167M
Germany	-4.75%	0.00%	\$67M

Largest Changes in Fund Country Weight, %

Fund Name	New o..	Country	Change
S&W Aubrey Capital Mgmt. Invnt. Fu..		United Kingdom	4.93%
Touchstone Strategic Trust - Non-U..		Japan	3.93%
Aviva Invs. - Global Equity Enduran..	New	France	3.87%
Fidelity Invnt. Trust - Worldwide Fund		United States	3.61%
Artisan Global Equity Fund		United States	3.45%
JPMorgan Investment Funds - Glob..		United States	3.32%
Fidelity Series Intrinsic Opportunitie..		United States	3.22%
S&W Aubrey Capital Mgmt. Invnt. Fu..		United States	-3.77%
DWS Invest - CROCI Global Dividends	Close	United States	-4.00%
Lazard Investment Funds - Global E..		United States	-4.31%
Uni 21. Jahrhundert -net-		United States	-5.15%
Quilter Investors Series I - Global Un..	Close	Netherlands	-5.23%
Quilter Investors Series I - Global Un..	Close	United Kingdom	-6.39%
Causeway Global Value Fund		United States	-6.76%

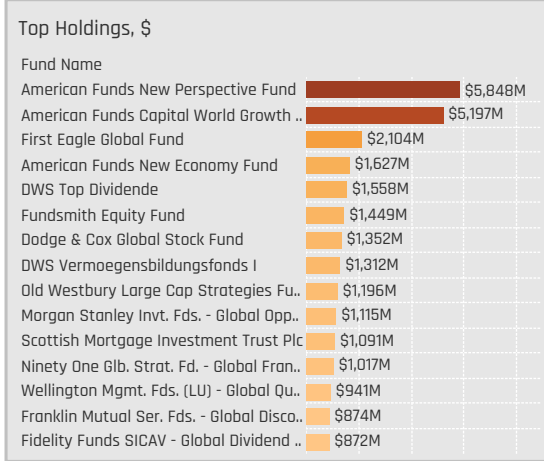
Largest Fund Level Stock Inflows/Outflows, \$

Fund Name	Stock Name	New..	Flow
American Funds Capital World Gro..	Boeing Company		\$292M
Morgan Stanley Invnt. Fds. - Global ..	Equifax Inc.		\$251M
Old Westbury Large Cap Strategies..	Industrial Select Sector S..	New	\$217M
American Funds Capital World Gro..	Baker Hughes Company ..		\$205M
American Funds New Perspective F..	FedEx Corporation	New	\$171M
American Funds Capital World Gro..	Raytheon Technologies C..		\$151M
American Funds New Perspective F..	Canadian Pacific Railway..		\$144M
UniFavorit: Aktien	General Electric Company	Close	(\$161M)
American Funds Capital World Gro..	Lockheed Martin Corpora..		(\$161M)
Franklin Mutual Ser. Fds. - Global Di..	Baker Hughes Company ..	Close	(\$178M)
UniGlobal	Union Pacific Corporation	Close	(\$193M)
American Funds New Perspective F..	Volvo AB Class B	Close	(\$201M)
American Funds Capital World Gro..	CSX Corporation		(\$268M)
American Funds Capital World Gro..	Tokyo Electron Ltd.		(\$335M)



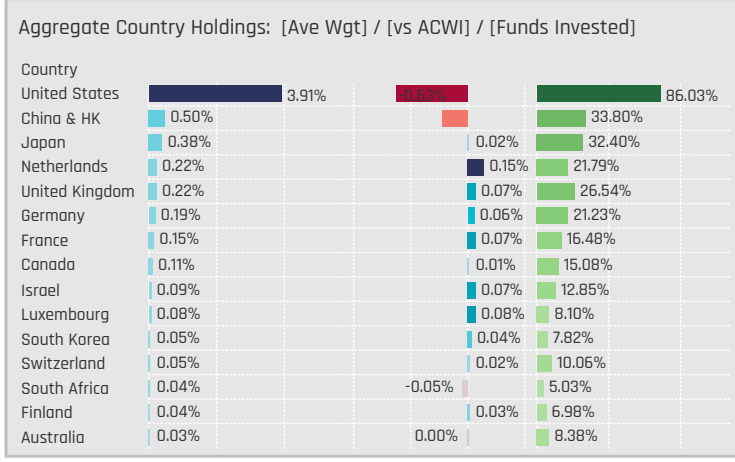
Aggregate Stock Holdings Data, Ranked by Most Widely Held.

Ticker	Stock Name	Funds Invested %	Average Weight	Vs Benchmark	Fund AUM, \$
GOOGL-US	Alphabet Inc. Class A	49.44%	1.11%	0.13%	\$9,285M
META-US	Meta Platforms Inc. Class A	30.45%	0.37%	-0.19%	\$6,151M
GOOG-US	Alphabet Inc. Class C	30.45%	0.62%	-0.29%	\$7,019M
9432-JP	Nippon Telegraph and Teleph..	20.67%	0.14%	0.08%	\$1,118M
700-HK	Tencent Holdings Ltd.	20.67%	0.30%	-0.20%	\$2,737M
VZ-US	Verizon Communications Inc.	20.11%	0.18%	-0.10%	\$897M
CMCSA-US	Comcast Corporation Class A	18.99%	0.20%	-0.09%	\$3,128M
DIS-US	Walt Disney Company	18.44%	0.23%	-0.09%	\$1,977M
WKL-NL	Walters Kluwer NV	16.48%	0.15%	0.10%	\$1,064M
9433-JP	KDDI Corporation	16.20%	0.11%	0.03%	\$789M
DTE-DE	Deutsche Telekom AG	15.92%	0.16%	0.05%	\$1,638M
T-US	AT&T Inc.	15.64%	0.11%	-0.11%	\$328M
TMUS-US	T-Mobile US, Inc.	13.69%	0.19%	0.04%	\$1,664M
CHKP-US	Check Point Software Technol..	12.01%	0.09%	0.07%	\$892M
NFLX-US	Netflix, Inc.	11.73%	0.15%	-0.11%	\$3,212M



Top Stock Holdings, %

Fund Name	Ticker	Stock Name	Weight
Invesco Global Growth Fund	GOOGL-US	Alphabet Inc. Class A	10.47%
MassMutual Premier Global Fund	GOOGL-US	Alphabet Inc. Class A	10.28%
Invesco Global Invnt. Ser. - Global Focus ..	META-US	Meta Platforms Inc. Cl..	7.49%
DWS Vermoegensbildungsfonds I	GOOGL-US	Alphabet Inc. Class A	7.02%
Seligson & Co. Global Top 25 Brands Fu..	GOOG-US	Alphabet Inc. Class C	6.85%
DWS ESG Akkumula	GOOGL-US	Alphabet Inc. Class A	6.51%
Polen Global Growth Fund	GOOG-US	Alphabet Inc. Class C	6.12%
GAM Funds - Disruptive Growth	NFLX-US	Netflix, Inc.	5.93%
AZ Fund 1 - Equity - Global Growth	GOOGL-US	Alphabet Inc. Class A	5.90%
Longleaf Partners Global Fund	LUMN-US	Lumen Technologies, I..	5.87%
Aviva Inv. - Global Equity Endurance F..	GOOG-US	Alphabet Inc. Class C	5.81%
Swedbank Robur Globalfond	GOOG-US	Alphabet Inc. Class C	5.76%
Invesco Global Invnt. Ser. - Global Focus ..	700-HK	Tencent Holdings Ltd.	5.65%
Danske Invest Global Sustainable Futu..	GOOGL-US	Alphabet Inc. Class A	5.63%
Ariel Global Fund	BIDU-US	Baidu Inc Sponsored ..	5.63%



Top Country Holdings, %

Fund Name	Country	Weight
Longleaf Partners Global Fund	United States	15.93%
Invesco Global Growth Fund	United States	14.61%
MassMutual Premier Global Fund	United States	14.02%
GAM Star Fund Plc - Worldwide Equity	United States	13.73%
Loomis Sayles Global Growth Fund	United States	13.29%
Mundoval Fund	United States	12.90%
Invesco Global Invnt. Ser. - Global Focus ..	United States	12.61%
Nordea 1 - Global Stable Equity Fund	United States	12.23%
Harbor Global Leaders Fund	United States	11.54%
GAM Funds - Disruptive Growth	United States	10.94%
Seligson & Co. Global Top 25 Brands Fu..	United States	10.66%
Davis Global Fund	United States	10.65%
JSS Investmentfonds - Sustainable Eq..	United States	10.06%
Dodge & Cox Global Stock Fund	United States	9.93%
Templeton Growth Fund Inc.	United States	9.67%

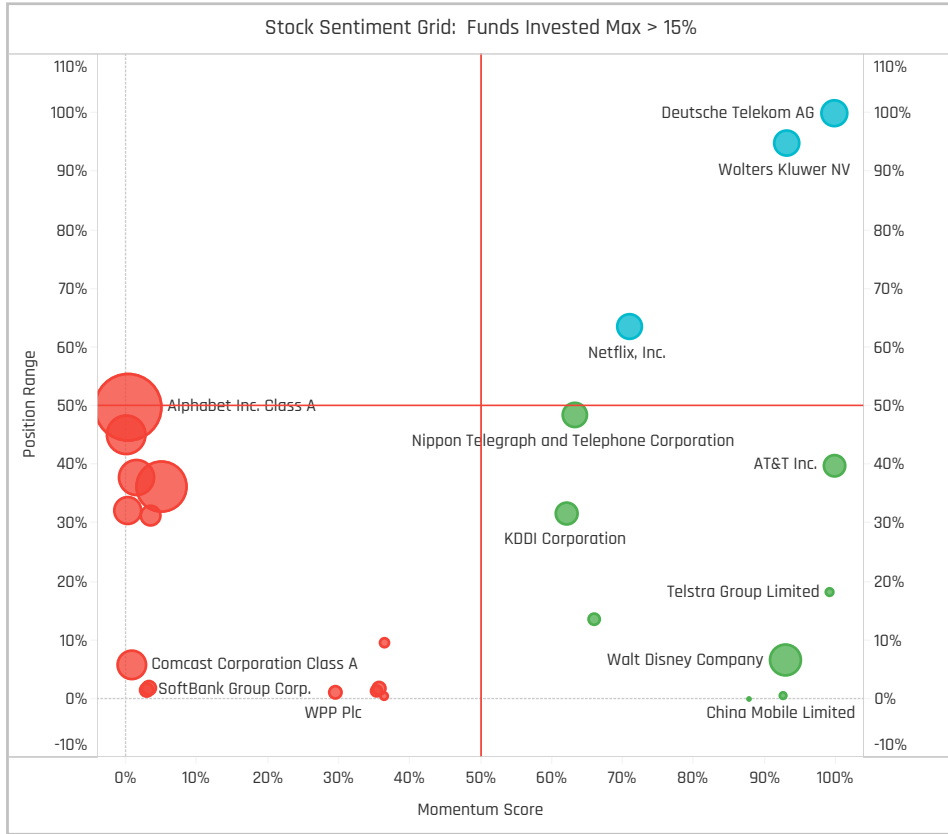
Top Stock Holdings, \$

Fund Name	Ticker	Stock Name	Value
American Funds New Perspective Fund	META-US	Meta Platforms Inc. Clas..	\$1,553M
American Funds New Perspective Fund	NFLX-US	Netflix, Inc.	\$1,129M
American Funds Capital World Growth ..	GOOG-US	Alphabet Inc. Class C	\$1,088M
First Eagle Global Fund	CMCSA-U..	Comcast Corporation Cl..	\$864M
DWS Vermoegensbildungsfonds I	GOOGL-US	Alphabet Inc. Class A	\$840M
Fundsmith Equity Fund	META-US	Meta Platforms Inc. Clas..	\$779M
American Funds New Perspective Fund	GOOGL-US	Alphabet Inc. Class A	\$758M
American Funds New Perspective Fund	GOOG-US	Alphabet Inc. Class C	\$745M
Fundsmith Equity Fund	GOOGL-US	Alphabet Inc. Class A	\$670M
American Funds Capital World Growth ..	NFLX-US	Netflix, Inc.	\$640M
Scottish Mortgage Investment Trust Plc	700-HK	Tencent Holdings Ltd.	\$634M
First Eagle Global Fund	META-US	Meta Platforms Inc. Clas..	\$574M
Old Westbury Large Cap Strategies Fu..	GOOG-US	Alphabet Inc. Class C	\$537M
American Funds Capital World Growth ..	GOOGL-US	Alphabet Inc. Class A	\$527M
American Funds Capital World Growth ..	CMCSA-U..	Comcast Corporation Cl..	\$523M

Largest Changes in Fund Weight, %

Fund Name	New or C..	Change
Alger Global Focus Fund		3.13%
Janus Henderson Sustainable/R..		2.24%
Robeco Capital Gr. Fds. - QI Glob..		2.19%
Invesco Global Invst. Ser. - Global..		2.12%
Swedbank Robur Globalfond		2.08%
Pictet - Quest Global Sustainabl..		1.97%
HSBC GIF - Global Equity Volatili..		1.95%
Liontrust Investment Funds I - G..		-4.76%
American Century Focused Glob..		-5.19%
GAM Funds - Disruptive Growth		-5.28%
Schroder ISF - Global Equity Yield		-5.48%
JPMorgan Funds - Global Growt..		-5.89%
Quilter Investors Series I - Globa..		-6.00%
S&W Aubrey Capital Mgmt. Invt...		-6.00%

Ave Wgt Δ	Funds Invested Δ	Fund Flows, \$	Av Wgt vs ACWI Δ	Funds O/W % Δ
-0.64%	0.00%	(\$2,597M)	-0.30%	-5.59%



Aggregate Stock Holdings Changes

Ticker	Stock Name	Funds Invested % Δ	Average Weight Δ	Fund Flows, \$
TMUS-US	T-Mobile US, Inc.	2.23%	0.02%	\$172M
DTE-DE	Deutsche Telekom AG	1.68%	0.03%	\$222M
T-US	AT&T Inc.	1.40%	0.04%	\$25M
VRSN-US	VeriSign, Inc.	1.12%	0.02%	\$45M
TLS-AU	Telstra Group Limited	1.12%	0.01%	\$45M
KPN-NL	Royal KPN NV	0.84%	0.01%	\$17M
ZIP-US	ZipRecruiter, Inc. Class A	0.84%	0.00%	\$1M
TEF-ES	Telefonica SA	-1.68%	0.00%	(\$5M)
IPG-US	Interpublic Group of Companie..	-1.68%	0.01%	\$88M
VZ-US	Verizon Communications Inc.	-1.96%	-0.04%	(\$106M)
700-HK	Tencent Holdings Ltd.	-1.96%	0.00%	(\$301M)
MMT-FR	Metropole Television SA	-2.23%	0.00%	(\$1M)
OMC-US	Omnicom Group Inc	-2.23%	0.00%	\$58M
META-US	Meta Platforms Inc. Class A	-7.54%	-0.11%	(\$348M)

Largest Fund Flows, \$

Fund Name	New or Cl..	Flow
Swedbank Robur Globalfond		\$227M
Templeton Growth Fund Inc.		\$103M
FTIF SICAV - Growth (Euro) Fund		\$101M
Swedbank Robur Allemansfond..		\$95M
Fidelity Funds SICAV - Global Di..		\$94M
DWS Top Dividende		\$88M
UniNachhaltig Aktien Global		\$88M
Baillie Gifford Investment Fund..		(\$128M)
T Rowe Price Global Stock Fund		(\$132M)
Scottish Mortgage Investment ..		(\$224M)
American Funds Capital World ..		(\$283M)
St. James's Place International..		(\$357M)
American Funds New Economy ..		(\$528M)
American Funds New Perspecti..		(\$1,006M)

Largest Fund Level Changes in Stock Weight, %

Fund Name	Stock Name	New ..	Change
GAM Funds - Disruptive Growth	Netflix, Inc.		3.75%
GAM Star Fund Plc - Worldwide Eq..	Netflix, Inc.		3.18%
Alger Global Focus Fund	Walt Disney Company	New	3.08%
Longleaf Partners Global Fund	Warner Music Group Corp..	New	2.97%
BNY Mellon Investment Fds. - Glob..	Interpublic Group of Com..	New	2.67%
PGIM Jennison Global Opportuniti..	Netflix, Inc.	New	2.65%
Quilter Investors Series I - Global ..	Alphabet Inc. Class A	New	2.28%
Russell Invst. Co. Plc - Acadian Glob..	Alphabet Inc. Class A		-3.51%
Ninety One Glb. Strat. Fd. - Global ..	Alphabet Inc. Class A	Close	-3.55%
Ninety One Glb. Strat. Fd. - Global ..	Alphabet Inc. Class A	Close	-3.91%
Baron Global Advantage Fund	Alphabet Inc. Class C	Close	-3.98%
GAM Funds - Disruptive Growth	Alphabet Inc. Class A	Close	-4.64%
American Century Focused Global ..	Alphabet Inc. Class A	Close	-4.99%
Longleaf Partners Global Fund	Lumen Technologies, Inc.		-5.40%

Country Holding Changes: [Funds Invested Δ] / [Ave Wgt Δ] // Fund Flows, \$

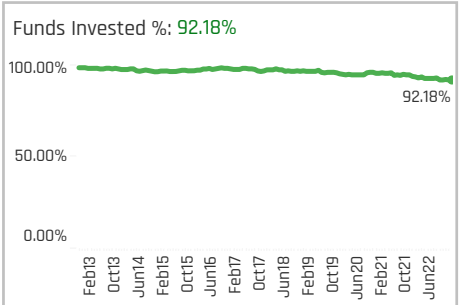
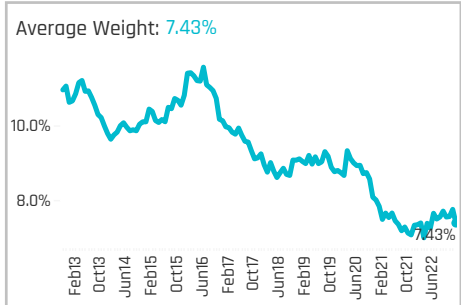
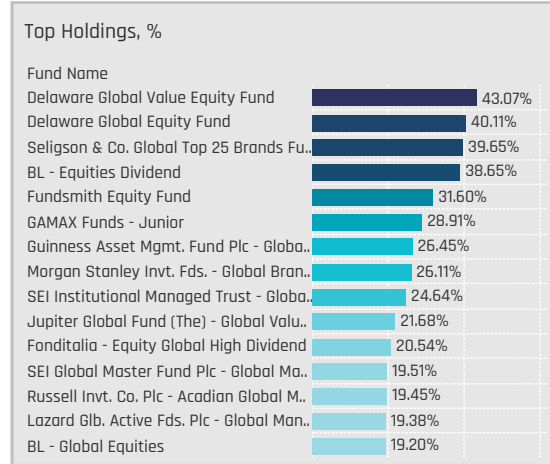
Country	Change	Flow
Australia	1.40%	\$43M
Germany	1.40%	\$231M
India	0.84%	\$194M
Portugal	0.56%	\$1M
Netherlands	0.56%	\$84M
Indonesia	0.28%	\$25M
Brazil	0.28%	(\$24M)
South Africa	-1.12%	\$45M
Sweden	-1.40%	\$16M
Spain	-1.40%	(\$5M)
France	-1.40%	\$202M
Italy	-1.68%	(\$7M)
United Kingdom	-1.96%	(\$202M)
China & HK	-2.75%	(\$409M)

Largest Changes in Fund Country Weight, %

Fund Name	New o..	Country	Change
Alger Global Focus Fund	New	United States	3.08%
BNY Mellon Investment Fds. - Global..	New	United States	2.67%
Swedbank Robur Globalfond		United States	2.49%
Robeco Capital Gr. Fds. - QI Global M..		United States	2.46%
Janus Henderson Sustainable/Resp..	New	United States	2.25%
BNY Mellon Global Equity Income Fu..	New	United States	2.15%
Pictet - Quest Global Sustainable Eq..		United States	1.98%
Artisan Global Equity Fund		United States	-3.98%
Touchstone Strategic Trust - Non-U..	Close	United States	-4.33%
Baron Global Advantage Fund		United States	-4.46%
S&W Aubrey Capital Mgmt. Invst. Fu..		United States	-4.52%
Longleaf Partners Global Fund		United States	-4.85%
American Century Focused Global G..		United States	-5.19%
JPMorgan Funds - Global Growth Fu..		United States	-5.89%

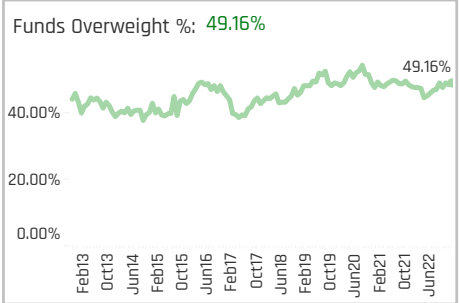
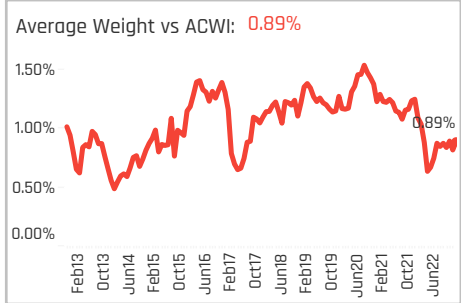
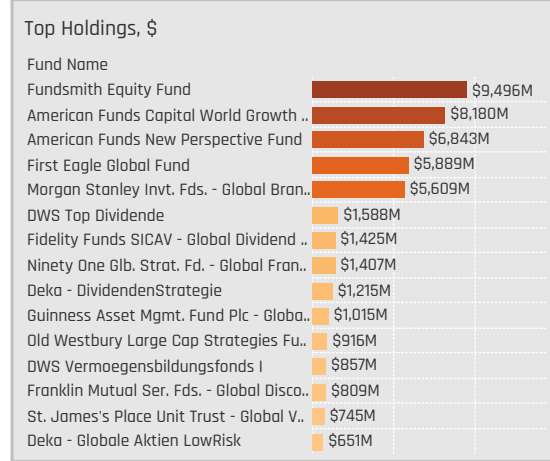
Largest Fund Level Stock Inflows/Outflows, \$

Fund Name	Stock Name	New..	Flow
American Funds New Perspective F..	Tencent Holdings Ltd.	New	\$303M
Swedbank Robur Globalfond	Alphabet Inc. Class C		\$220M
UniGlobal	T-Mobile US, Inc.	New	\$204M
American Funds Capital World Gra..	Publicis Groupe SA		\$173M
American Funds New Perspective F..	Singapore Telecommun..	New	\$168M
Franklin Mutual Ser. Fds. - Global Di..	Meta Platforms Inc. Class..		\$123M
American Funds Capital World Gra..	Singapore Telecommun..		\$120M
American Funds New Economy Fund	Alphabet Inc. Class A		(\$188M)
American Funds New Perspective F..	Meta Platforms Inc. Class..		(\$206M)
American Funds Capital World Gra..	Comcast Corporation Cla..		(\$226M)
St. James's Place International Eq..	Alphabet Inc. Class C	Close	(\$280M)
American Funds Capital World Gra..	Alphabet Inc. Class C		(\$327M)
American Funds New Perspective F..	Alphabet Inc. Class A		(\$640M)
American Funds New Perspective F..	Alphabet Inc. Class C		(\$650M)



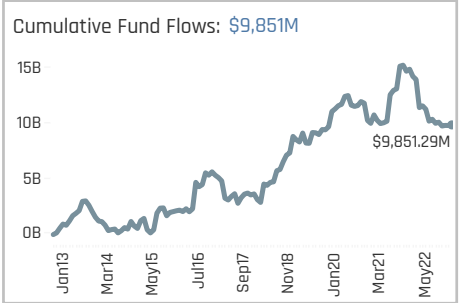
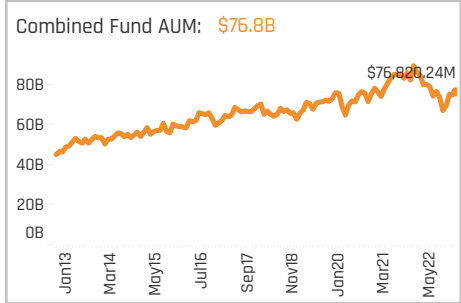
Aggregate Stock Holdings Data, Ranked by Most Widely Held.

Ticker	Stock Name	Funds Invested %	Average Weight	Vs Benchmark	Fund AUM, \$
NESN-CH	Nestle S.A.	34.64%	0.58%	0.02%	\$5,662M
ULVR-GB	Unilever PLC	31.01%	0.45%	0.24%	\$4,234M
PG-US	Procter & Gamble Company	28.21%	0.34%	-0.22%	\$2,587M
PEP-US	PepsiCo, Inc.	25.98%	0.33%	-0.05%	\$3,004M
KO-US	Coca-Cola Company	24.30%	0.33%	-0.07%	\$2,305M
RKT-GB	Reckitt Benckiser Group plc	23.46%	0.30%	0.22%	\$3,192M
CVS-US	CVS Health Corporation	22.91%	0.18%	0.00%	\$1,481M
OR-FR	L'Oreal S.A.	22.63%	0.38%	0.22%	\$3,837M
DGE-GB	Diageo plc	22.07%	0.25%	0.07%	\$1,816M
CL-US	Colgate-Palmolive Company	19.27%	0.18%	0.09%	\$1,901M
EL-US	Estee Lauder Companies Inc. ..	17.88%	0.24%	0.14%	\$3,535M
AD-NL	Koninklijke Ahold Delhaize N.V.	15.92%	0.14%	0.08%	\$511M
MDLZ-US	Mondelez International, Inc. C..	15.08%	0.13%	-0.02%	\$1,291M
GIS-US	General Mills, Inc.	15.08%	0.11%	0.04%	\$408M
HSY-US	Hershey Company	12.85%	0.11%	0.05%	\$394M



Top Stock Holdings, %

Fund Name	Ticker	Stock Name	Percentage
Morgan Stanley Inv. Fds. - Global Bran..	PM-US	Philip Morris Internati..	7.46%
Delaware Global Value Equity Fund	LW-US	Lamb Weston Holding..	7.19%
Ariel Global Fund	PM-US	Philip Morris Internati..	6.51%
Seligson & Co. Global Top 25 Brands Fu..	NESN-CH	Nestle S.A.	6.46%
BL - Equities Dividend	ULVR-GB	Unilever PLC	5.96%
Seligson & Co. Global Top 25 Brands Fu..	KO-US	Coca-Cola Company	5.92%
Fundsmith Equity Fund	OR-FR	L'Oreal S.A.	5.84%
Seligson & Co. Global Top 25 Brands Fu..	PG-US	Procter & Gamble Co..	5.76%
Morgan Stanley Inv. Fds. - Global Bran..	RKT-GB	Reckitt Benckiser Grou..	5.65%
Mundoval Fund	EL-US	Estee Lauder Compan..	5.50%
Advisors Series Trust - Scharf Global O..	CVS-US	CVS Health Corporatio..	5.46%
Fundsmith Equity Fund	PM-US	Philip Morris Internati..	5.40%
GAMAX Funds - Junior	NESN-CH	Nestle S.A.	5.30%
BL - Equities Dividend	NESN-CH	Nestle S.A.	5.17%
Castle Focus Fund	ULVR-GB	Unilever PLC	5.17%



Aggregate Country Holdings: [Ave Wgt] / [vs ACWI] / [Funds Invested]

Country	Ave Wgt	[vs ACWI]	[Funds Invested]
United States	3.29%	0.00%	
United Kingdom	1.35%	0.63%	62.29%
France	0.64%	0.34%	36.31%
Switzerland	0.60%	0.01%	36.31%
Japan	0.30%	-0.02%	30.17%
Netherlands	0.26%	0.14%	23.74%
China & HK	0.13%	-0.11%	18.72%
Canada	0.09%	0.00%	13.97%
Belgium	0.09%	0.01%	6.98%
Germany	0.08%	0.03%	8.66%
Denmark	0.07%	0.02%	9.22%
Ireland	0.07%	0.04%	6.98%
Brazil	0.05%	0.00%	6.98%
Sweden	0.05%	0.02%	6.42%
South Korea	0.04%	0.01%	5.59%

Top Country Holdings, %

Fund Name	Country	Percentage
Seligson & Co. Global Top 25 Brands Fu..	United States	23.41%
Fundsmith Equity Fund	United States	21.86%
Delaware Global Value Equity Fund	United States	21.41%
Delaware Global Equity Fund	United States	17.03%
Fonditalia - Equity Global High Dividend	United States	16.49%
BL - Equities Dividend	United States	15.20%
SEI Institutional Managed Trust - Globa..	United States	14.88%
Russell Inv. Co. Plc - Acadian Global M..	United States	13.92%
Morgan Stanley Inv. Fds. - Global Bran..	United States	13.33%
SEI Global Master Fund Plc - Global Ma..	United States	12.60%
Sanlam Universal Fds. Plc - Global High..	United Kingdom	12.27%
Sanlam Universal Fds. Plc - Global Valu..	United States	11.63%
Lazard Glb. Active Fds. Plc - Global Man..	United States	11.44%
Guinness Asset Mgmt. Fund Plc - Globa..	United States	11.10%
Mundoval Fund	United States	10.55%

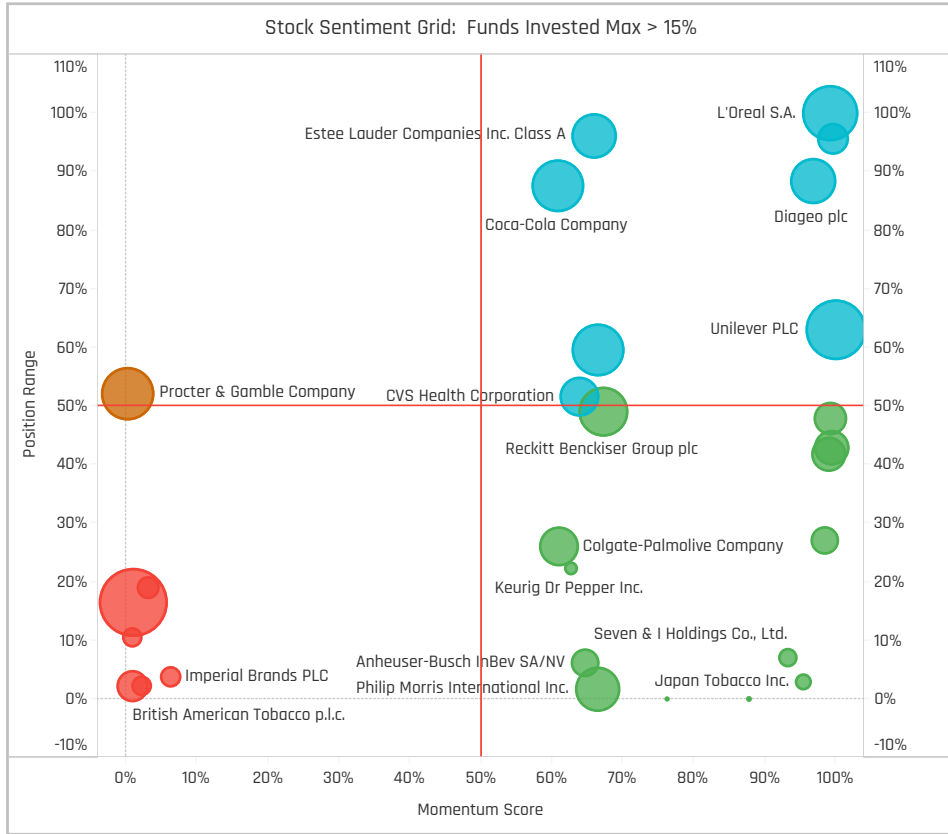
Top Stock Holdings, \$

Fund Name	Ticker	Stock Name	Value
American Funds Capital World Growth ..	PM-US	Philip Morris Internation..	\$1,911M
Fundsmith Equity Fund	OR-FR	L'Oreal S.A.	\$1,755M
Fundsmith Equity Fund	PM-US	Philip Morris Internation..	\$1,621M
Morgan Stanley Inv. Fds. - Global Bran..	PM-US	Philip Morris Internation..	\$1,602M
American Funds New Perspective Fund	NESN-CH	Nestle S.A.	\$1,556M
Fundsmith Equity Fund	EL-US	Estee Lauder Companie..	\$1,508M
Morgan Stanley Inv. Fds. - Global Bran..	RKT-GB	Reckitt Benckiser Group ..	\$1,214M
Fundsmith Equity Fund	PEP-US	PepsiCo, Inc.	\$1,090M
Fundsmith Equity Fund	MKC-US	McCormick & Company, I..	\$1,050M
American Funds New Perspective Fund	PM-US	Philip Morris Internation..	\$848M
American Funds Capital World Growth ..	NESN-CH	Nestle S.A.	\$792M
First Eagle Global Fund	PM-US	Philip Morris Internation..	\$792M
Fundsmith Equity Fund	DGE-GB	Diageo plc	\$737M
Fundsmith Equity Fund	BF-B-US	Brown-Forman Corporati..	\$736M
First Eagle Global Fund	BATS-GB	British American Tobacc..	\$730M

Largest Changes in Fund Weight, %

Fund Name	New or C..	Change
Columbia Select Global Equity F..		5.07%
Ninety One Glob. Strat. Fd. - Glob..		4.46%
Threadneedle (Lux) - Global Foc..		4.29%
AB Sustainable Global Thematic..		3.98%
Eaton Vance Richard Bernstein ..		3.59%
Russell Inv. Co. Plc - Acadian Gl..		3.18%
Invesco Global Inv. Ser. - Global..		3.13%
Guinness Asset Mgmt. Fund Plc ..		-2.72%
UniFavorit: Aktien		-3.13%
Fidelity Inv. Trust - Worldwide F..		-5.14%
BL - Equities Dividend		-5.74%
Virtus NFJ Global Sustainability ..		-5.66%
Seligson & Co. Global Top 25 Br..		-6.76%
Quilter Investors Series I - Globa..	Close	-8.25%

Ave Wgt Δ	Funds Invested Δ	Fund Flows, \$	Av Wgt vs ACWI Δ	Funds O/W % Δ
-0.11%	-0.84%	(\$507M)	0.01%	2.23%



Largest Fund Flows, \$

Fund Name	New or Cl..	Flow
American Funds Capital World ..		\$476M
American Funds New Perspecti..		\$353M
Guinness Asset Mgmt. Fund Plc..		\$205M
UniGlobal		\$133M
St. James's Place Unit Trust - G..		\$86M
Threadneedle (Lux) - Global Foc..		\$79M
AB Sustainable Global Themat..		\$73M
Fidelity Series Intrinsic Opportu..		(\$117M)
Fidelity Inv. Trust - Worldwide F..		(\$120M)
PGIM Jennison Global Opportun..		(\$140M)
Old Westbury Large Cap Strate..		(\$147M)
UniFavorit: Aktien		(\$240M)
Morgan Stanley Inv. Fds. - Glo..		(\$537M)
DWS Top Dividende		(\$604M)

Aggregate Stock Holdings Changes

Ticker	Stock Name	Funds Invested % Δ	Average Weight Δ	Fund Flows, \$
ULVR-GB	Unilever PLC	3.63%	0.07%	\$435M
RKT-GB	Reckitt Benckiser Group plc	3.07%	-0.01%	(\$18M)
CALM-US	Cal-Maine Foods, Inc.	2.23%	0.01%	\$8M
GIS-US	General Mills, Inc.	1.68%	0.01%	(\$14M)
BN-FR	Danone SA	1.68%	0.01%	\$108M
19-HK	Swire Pacific Limited Class A	1.68%	0.00%	\$5M
288-HK	WH Group Ltd. (HK)	1.68%	0.00%	\$5M
2319-HK	China Mengniu Dairy Co., Ltd.	-1.40%	-0.01%	(\$27M)
MKC-US	McCormick & Company, Incorp..	-1.40%	-0.01%	(\$17M)
WBA-US	Walgreens Boots Alliance, Inc.	-1.68%	-0.01%	(\$47M)
TSN-US	Tyson Foods, Inc. Class A	-1.68%	-0.02%	(\$20M)
PG-US	Procter & Gamble Company	-1.96%	-0.05%	(\$682M)
WBDF-RU	Wimm-Bill-Dann Foods OJSC	-2.23%	0.00%	(\$13M)
SWMA-SE	Swedish Match AB	-3.63%	-0.03%	(\$106M)

Largest Fund Level Changes in Stock Weight, %

Fund Name	Stock Name	New ..	Change
Advisors Series Trust - Scharf Glob..	Heineken Holding N.V.	New	4.40%
Delaware Global Equity Fund	Unilever PLC	New	2.99%
BNY Mellon Investment Fds. - Glob..	Diageo plc	New	2.90%
S&W Aubrey Capital Mgmt. Inv. F..	Dino Polska SA	New	2.68%
JOHCM Umbrella Fund Plc - Global ..	Heineken NV	New	2.47%
Ninety One Glob. Strat. Fd. - Global ..	Mondelez International, I..	New	2.46%
Columbia Select Global Equity Fund	Diageo plc	New	2.31%
Frontier MFG Global Plus Fund	Procter & Gamble Compa..	Close	-2.48%
Fidelity Inv. Trust - Worldwide Fund	Coca-Cola Company	Close	-2.52%
Virtus NFJ Global Sustainability Fu..	Unilever PLC	Close	-2.65%
BL - Equities Dividend	Swedish Match AB	Close	-2.76%
Fidelity Inv. Trust - Worldwide Fund	Estee Lauder Companies ..	Close	-2.90%
Ninety One Glob. Strat. Fd. - Global ..	Swedish Match AB	Close	-3.65%
Quilter Investors Series I - Global ..	British American Tobacco..	Close	-5.27%

Country Holding Changes: [Funds Invested Δ] / [Ave Wgt Δ] / / Fund Flows, \$

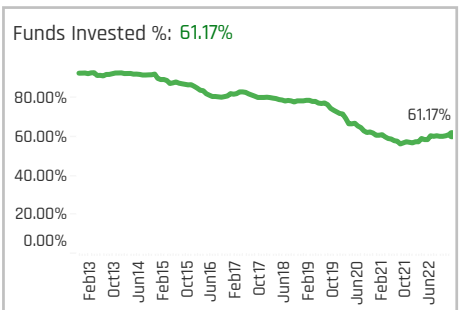
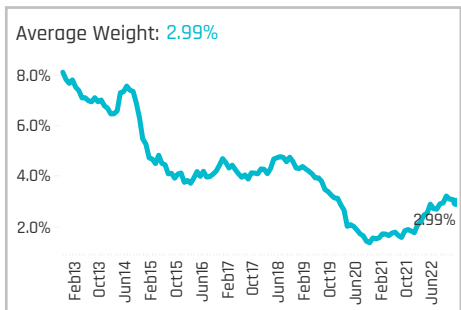
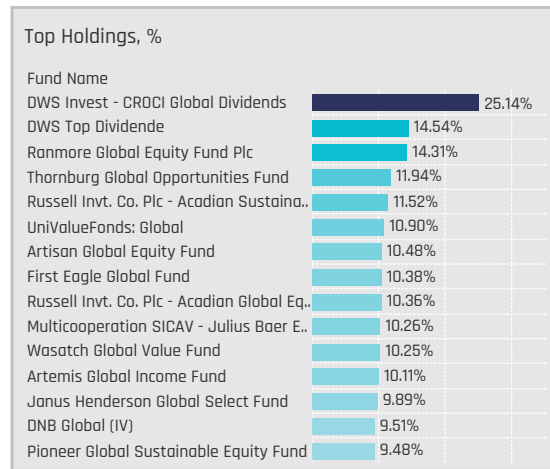
Country	Change	Flow
Netherlands	1.96%	\$118M
France	1.96%	\$55M
Japan	0.84%	\$364M
Germany	0.84%	\$45M
United Kingdom	0.84%	(\$993M)
Italy	0.56%	(\$3M)
Poland	0.56%	\$2M
Finland	-0.56%	(\$7M)
Denmark	-0.56%	(\$15M)
Taiwan	-0.56%	\$0M
South Africa	-0.56%	(\$7M)
Belgium	-1.40%	\$4M
Russia	-1.96%	(\$11M)
Sweden	-4.03%	\$3M

Largest Changes in Fund Country Weight, %

Fund Name	New a..	Country	Change
Columbia Select Global Equity Fund	New	United Kingdom	3.31%
Russell Inv. Co. Plc - Acadian Global..		United States	3.17%
Columbia Select Global Equity Fund	New	United States	3.06%
Steward Global Equity Income Fund		United States	2.91%
BNY Mellon Investment Fds. - Global..	New	United Kingdom	2.90%
S&W Aubrey Capital Mgmt. Inv. Fu..	New	Poland	2.68%
Threadneedle (Lux) - Global Focus F..		United States	2.49%
Baring Global Umbrella Fund - Globa..		United Kingdom	-3.29%
Ninety One Glob. Strat. Fd. - Global Q..	Close	Sweden	-3.65%
S&W Aubrey Capital Mgmt. Inv. Fu..	Close	China & HK	-3.95%
Virtus NFJ Global Sustainability Fund	Close	United Kingdom	-4.28%
Fidelity Inv. Trust - Worldwide Fund		United States	-4.73%
Quilter Investors Series I - Global Un..	Close	United Kingdom	-5.27%
Seligson & Co. Global Top 25 Brands..		United States	-6.65%

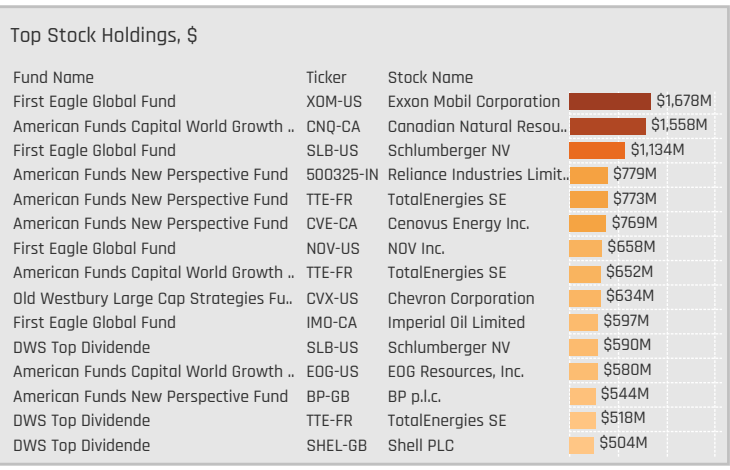
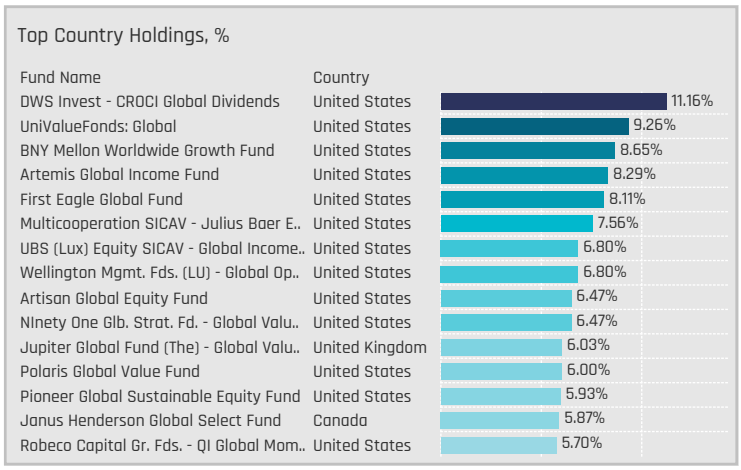
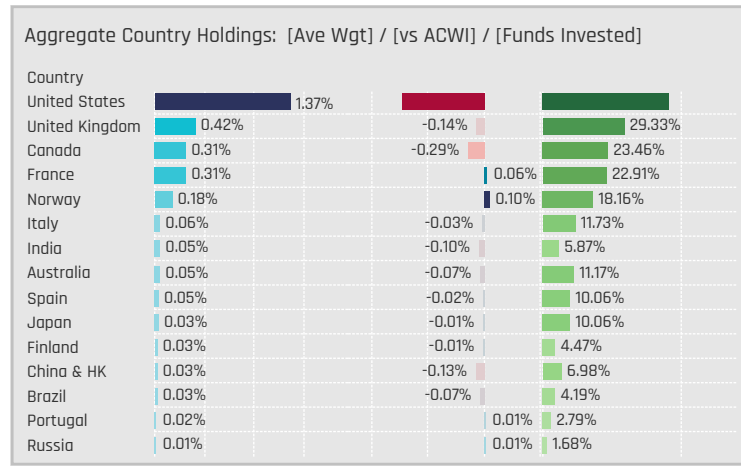
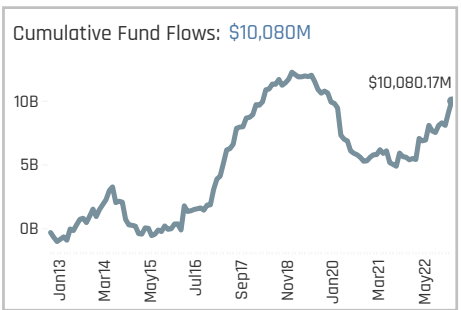
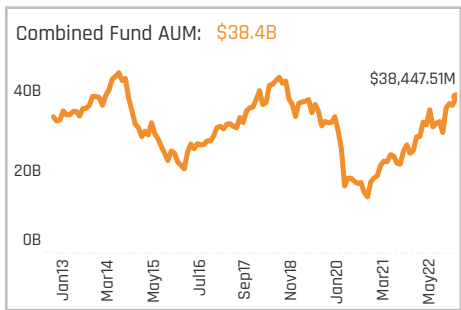
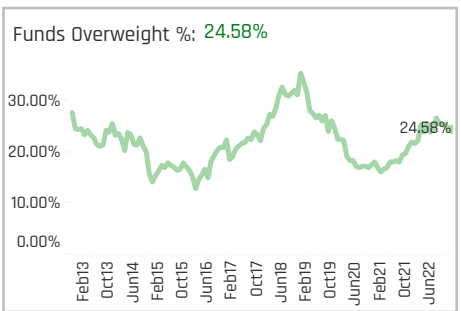
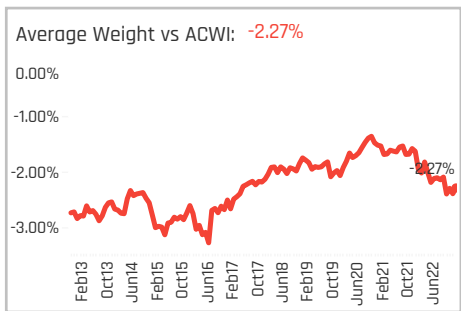
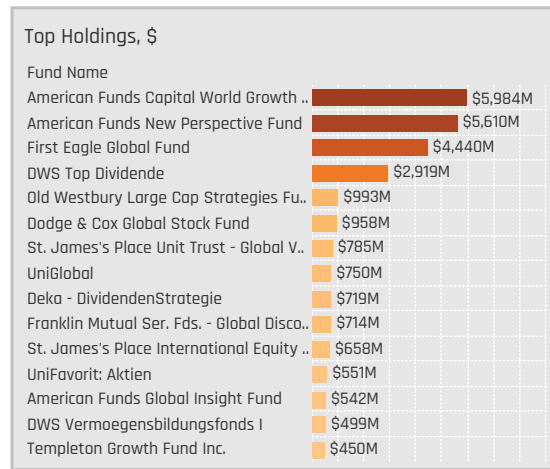
Largest Fund Level Stock Inflows/Outflows, \$

Fund Name	Stock Name	New..	Flow
American Funds Capital World Gra..	CVS Health Corporation		\$262M
American Funds New Perspective F..	Philip Morris Internationa..		\$212M
American Funds Capital World Gra..	Philip Morris Internationa..		\$211M
American Funds Capital World Gra..	Seven & I Holdings Co., Lt..		\$183M
UniGlobal	Unilever PLC	New	\$134M
American Funds Capital World Gra..	Ajinomoto Co., Inc.		\$129M
UniGlobal	Estee Lauder Companies ..	New	\$121M
Fidelity Funds SICAV - Global Divide..	Kimberly-Clark Corporati..	Close	(\$123M)
Morgan Stanley Inv. Fds. - Global ..	Procter & Gamble Compa..		(\$131M)
DWS Top Dividende	PepsiCo, Inc.		(\$143M)
UniGlobal	CVS Health Corporation	Close	(\$156M)
American Funds Capital World Gra..	Heineken NV	Close	(\$176M)
DWS Top Dividende	Procter & Gamble Compa..		(\$362M)
Morgan Stanley Inv. Fds. - Global ..	Philip Morris Internationa..		(\$395M)



Aggregate Stock Holdings Data, Ranked by Most Widely Held.

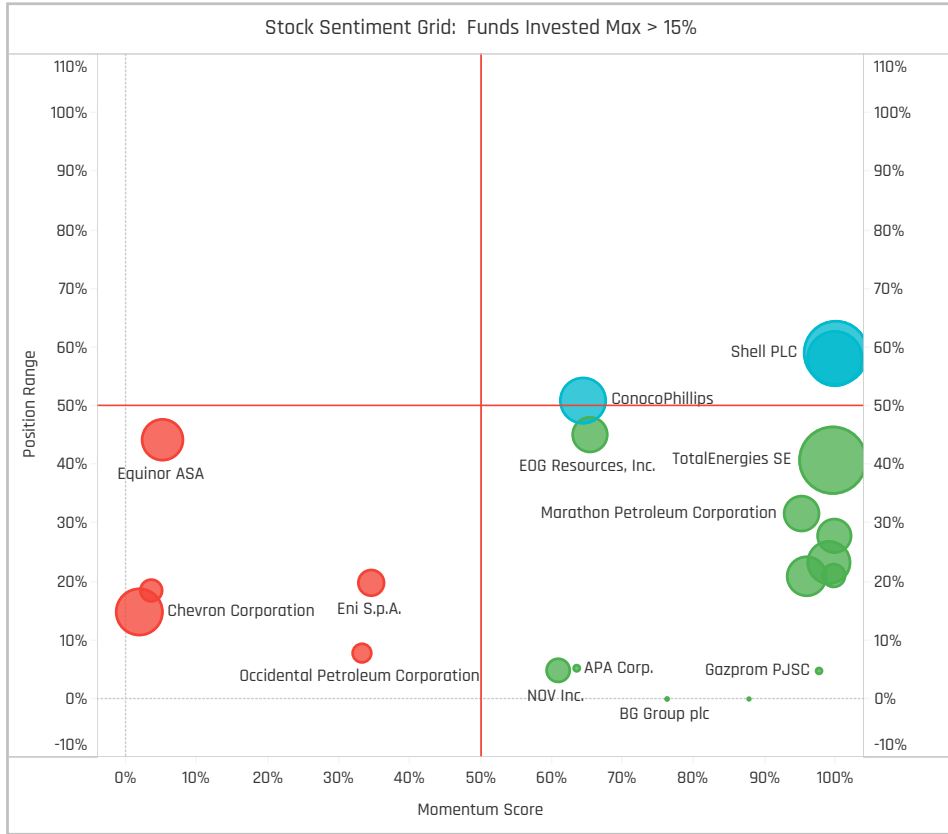
Ticker	Stock Name	Funds Invested %	Average Weight	Vs Benchmark	Fund AUM, \$
SHEL-GB	Shell PLC	22.91%	0.28%	-0.07%	\$3,083M
TTE-FR	TotalEnergies SE	22.35%	0.31%	0.06%	\$3,738M
XOM-US	Exxon Mobil Corporation	15.08%	0.21%	-0.59%	\$3,519M
COP-US	ConocoPhillips	14.25%	0.14%	-0.10%	\$1,515M
CVX-US	Chevron Corporation	13.69%	0.15%	-0.41%	\$1,802M
EQNR-NO	Equinor ASA	13.41%	0.12%	0.05%	\$741M
EOG-US	EOG Resources, Inc.	12.29%	0.08%	-0.05%	\$1,466M
BP-GB	BP p.l.c.	11.73%	0.12%	-0.08%	\$2,189M
PXD-US	Pioneer Natural Resources Co.	9.50%	0.05%	-0.02%	\$157M
SU-CA	Suncor Energy Inc.	8.94%	0.08%	-0.02%	\$861M
SLB-US	Schlumberger NV	8.66%	0.11%	-0.03%	\$2,974M
REP-ES	Repsol SA	8.38%	0.04%	-0.02%	\$103M
ENI-IT	Eni S.p.A.	8.38%	0.05%	-0.03%	\$100M
MPC-US	Marathon Petroleum Corpora..	8.10%	0.08%	-0.03%	\$701M
VLO-US	Valero Energy Corporation	7.82%	0.04%	-0.07%	\$156M



Largest Changes in Fund Weight, %

Fund Name	New or C..	Change
DWS Invest - CROCI Global Divid..		8.86%
Robeco Capital Gr. Fds. - QI Glob..		3.52%
Franklin Mutual Ser. Fds. - Globa..		3.41%
Baring Global Umbrella Fund - Gl..		2.98%
AXA IM Equity Trust - Global Equ..		2.76%
Quilter Investors Series I - Globa..		2.65%
UniValueFonds: Global		2.53%
AB SICAV I - Low Volatility Equit..		-1.54%
DWS Concept DJE Globale Aktien		-2.35%
Pioneer Global Sustainable Equi..		-2.40%
Virtus NFJ Global Sustainability ..		-3.54%
CS Inv. Fds. 2 - (Lux) Global Divi.. Close		-5.16%
Artisan Global Equity Fund		-5.93%
Fidelity Inv. Trust - Worldwide F..		-7.24%

Ave Wgt Δ	Funds Invested Δ	Fund Flows, \$	Av Wgt vs ACWI Δ	Funds O/W % Δ
0.27%	0.84%	\$2,341M	-0.18%	0.00%



Aggregate Stock Holdings Changes

Ticker	Stock Name	Funds Invested % Δ	Average Weight Δ	Fund Flows, \$
SHEL-GB	Shell PLC	4.19%	0.06%	\$390M
SU-CA	Suncor Energy Inc.	1.96%	0.03%	\$255M
XOM-US	Exxon Mobil Corporation	1.68%	0.05%	\$470M
VLO-US	Valero Energy Corporation	1.68%	0.02%	\$82M
EQT-US	EQT Corporation	1.68%	-0.01%	\$15M
NESTE-FI	Neste Corporation	1.40%	0.00%	\$14M
PETRA-BR	Petroleo Brasileiro SA Pfd	1.12%	0.00%	(\$6M)
KMI-US	Kinder Morgan Inc Class P	-0.56%	0.00%	\$13M
ENG-ES	Enagas SA	-0.56%	0.00%	(\$3M)
COP-US	ConocoPhillips	-0.56%	0.01%	(\$323M)
NFG-US	National Fuel Gas Company	-0.84%	-0.01%	(\$7M)
OKE-US	ONEOK, Inc.	-0.84%	0.00%	(\$6M)
5020-JP	ENEOS Holdings, Inc.	-1.12%	0.00%	(\$3M)
EQNR-NO	Equinor ASA	-1.12%	-0.04%	\$54M

Largest Fund Flows, \$

Fund Name	New or Cl..	Flow
American Funds New Perspecti..		\$2,035M
Franklin Mutual Ser. Fds. - Glob..		\$237M
American Funds New Economy ..		\$125M
UniGlobal		\$124M
American Funds Capital World ..		\$119M
American Funds Global Insight ..		\$97M
T Rowe Price Global Stock Fund		\$70M
FTIF SICAV - Growth (Euro) Fund		(\$62M)
Templeton Growth Fund Inc.		(\$80M)
St. James's Place International..		(\$82M)
Dodge & Cox Global Stock Fund		(\$88M)
Robeco Capital Gr. Fds. - BP Glo..		(\$104M)
Fidelity Series Intrinsic Opportu..		(\$139M)
Fidelity Inv. Trust - Worldwide F..		(\$181M)

Largest Fund Level Changes in Stock Weight, %

Fund Name	Stock Name	New ..	Change
Quilter Investors Series I - Global ..	Shell PLC	New	3.82%
Quilter Investors Series I - Global ..	Suncor Energy Inc.	New	3.63%
Touchstone Strategic Trust - Non-..	TotalEnergies SE		2.57%
UniGlobal	Exxon Mobil Corporation	New	2.48%
UniGlobal II	Exxon Mobil Corporation	New	2.38%
Franklin Mutual Ser. Fds. - Global ..	Schlumberger NV	New	2.23%
DWS Invest - CROCI Global Dividen..	Repsol SA	New	2.20%
Touchstone Strategic Trust - Non-..	Chevron Corporation	Close	-2.43%
CS Inv. Fds. 2 - (Lux) Global Divide..	Chevron Corporation	Close	-2.64%
Fidelity Inv. Trust - Worldwide Fund	Range Resources Corpor..	Close	-2.73%
Artisan Global Equity Fund	EQT Corporation	Close	-3.11%
Fidelity Inv. Trust - Worldwide Fund	Pioneer Natural Resource..	Close	-3.38%
Virtus NFJ Global Sustainability Fu..	Shell PLC	Close	-3.54%
Quilter Investors Series I - Global ..	NOV Inc.	Close	-5.44%

Country Holding Changes: [Funds Invested Δ] / [Ave Wgt Δ] // Fund Flows, \$

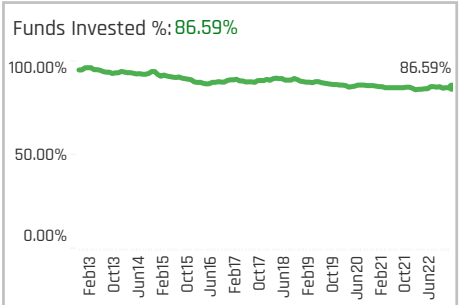
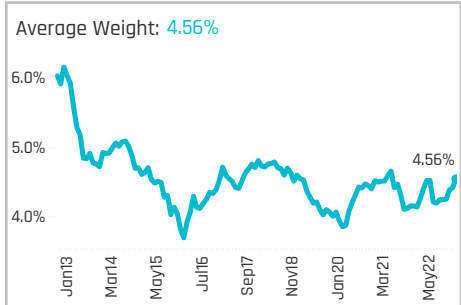
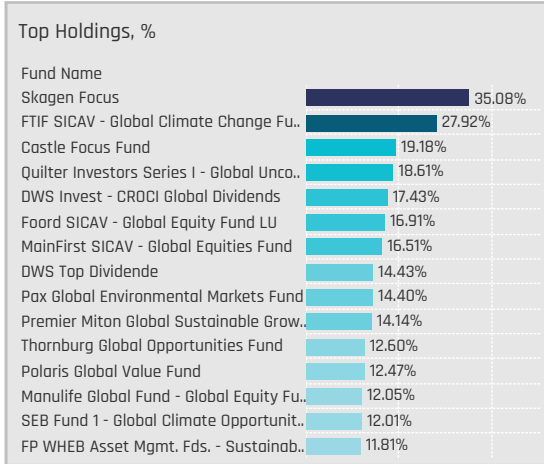
Country	Weight Change	Flow
United Kingdom	4.19%	\$412M
Canada	1.96%	\$679M
France	1.40%	\$570M
Finland	1.40%	\$14M
Brazil	1.12%	(\$8M)
Australia	1.12%	\$146M
Japan	0.84%	\$22M
Taiwan	-0.28%	\$0M
United Arab Emirates	-0.28%	\$0M
Netherlands	-0.28%	(\$1M)
China & HK	-0.28%	(\$15M)
India	-0.56%	(\$6M)
Norway	-0.84%	\$253M
Austria	-0.84%	(\$1M)

Largest Changes in Fund Country Weight, %

Fund Name	New o..	Country	Change
Quilter Investors Series I - Global Un..	New	Canada	4.27%
Quilter Investors Series I - Global Un..	New	United Kingdom	3.82%
UniValueFonds: Global		United States	3.57%
DWS Invest - CROCI Global Dividends		United States	3.44%
Ranmore Global Equity Fund Plc	New	Russia	3.10%
Robeco Capital Gr. Fds. - QI Global M..		United States	2.86%
Touchstone Strategic Trust - Non-U..		France	2.57%
Touchstone Strategic Trust - Non-U..	Close	United States	-2.43%
CS Inv. Fds. 2 - (Lux) Global Dividen..	Close	United States	-2.64%
Robeco Capital Gr. Fds. - BP Global ..		United States	-2.95%
Virtus NFJ Global Sustainability Fund		United Kingdom	-3.54%
Artisan Global Equity Fund		United States	-4.91%
Quilter Investors Series I - Global Un..	Close	United States	-5.44%
Fidelity Inv. Trust - Worldwide Fund	Close	United States	-7.19%

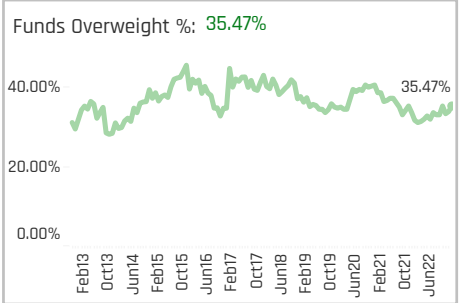
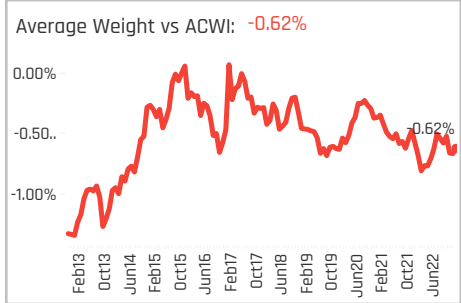
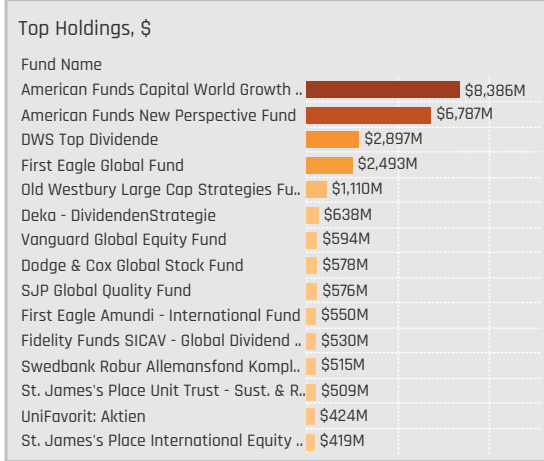
Largest Fund Level Stock Inflows/Outflows, \$

Fund Name	Stock Name	New..	Flow
American Funds New Perspective F..	TotalEnergies SE		\$459M
American Funds Capital World Gro..	Gazprom PJSC	New	\$405M
American Funds New Perspective F..	Gazprom PJSC	New	\$267M
American Funds New Perspective F..	Canadian Natural Resour..	New	\$243M
UniGlobal	Exxon Mobil Corporation	New	\$239M
American Funds New Perspective F..	Cenovus Energy Inc.		\$239M
American Funds New Perspective F..	Rosneft Oil Co.		\$199M
St. James's Place International Eq..	BP p.l.c.		(\$87M)
Unifavorit: Aktien	Chevron Corporation		(\$90M)
American Funds Capital World Gro..	Halliburton Company		(\$106M)
American Funds Capital World Gro..	EOG Resources, Inc.		(\$128M)
American Funds Capital World Gro..	Canadian Natural Resour..		(\$134M)
UniGlobal	Chevron Corporation		(\$211M)
American Funds Capital World Gro..	ConocoPhillips		(\$245M)



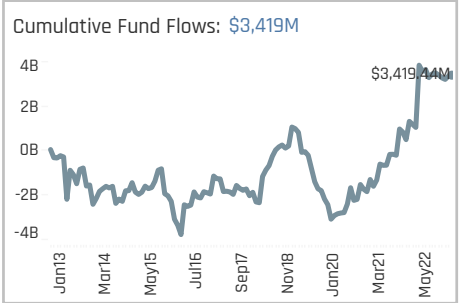
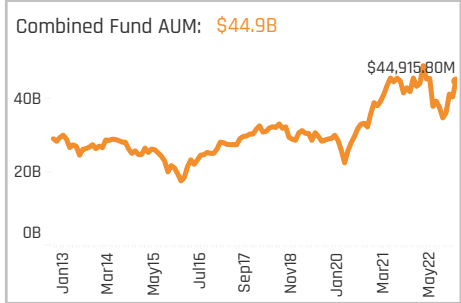
Aggregate Stock Holdings Data, Ranked by Most Widely Held.

Ticker	Stock Name	Funds Invested %	Average Weight	Vs Benchmark	Fund AUM, \$
LIN-US	Linde plc	24.30%	0.34%	0.05%	\$3,250M
AI-FR	Air Liquide SA	15.92%	0.18%	0.04%	\$1,042M
RIO-GB	Rio Tinto plc	15.08%	0.13%	-0.01%	\$1,790M
NTR-CA	Nutrien Ltd.	13.69%	0.08%	-0.01%	\$1,471M
AAL-GB	Anglo American plc	13.69%	0.11%	0.04%	\$781M
BHP-AU	BHP Group Ltd	13.41%	0.11%	-0.21%	\$1,468M
ECL-US	Ecolab Inc.	12.29%	0.13%	0.07%	\$718M
4063-JP	Shin-Etsu Chemical Co Ltd	11.45%	0.09%	0.01%	\$1,433M
SIKA-CH	Sika AG	10.61%	0.11%	0.04%	\$1,054M
CRH-GB	CRH Plc	10.61%	0.09%	0.04%	\$1,329M
RIO-AU	Rio Tinto Limited	10.06%	0.04%	-0.01%	\$144M
OC-US	Owens Corning	9.78%	0.05%	0.04%	\$192M
NEM-US	Newmont Corporation	9.50%	0.06%	-0.01%	\$1,141M
DSM-NL	Koninklijke DSM N.V.	9.22%	0.12%	0.07%	\$1,032M
SHW-US	Sherwin-Williams Company	8.38%	0.07%	-0.03%	\$1,278M



Top Stock Holdings, %

Fund Name	Ticker	Stock Name	Weight
Invesco Global Invt. Ser. - Global Equity..	VRLA-FR	Verallia SAS	6.33%
Quilter Investors Series I - Global Unco..	STLD-US	Steel Dynamics, Inc.	5.99%
Castle Focus Fund	AEM-CA	Agnico Eagle Mines Li..	5.94%
Quilter Investors Series I - Global Unco..	RS-US	Reliance Steel & Alum..	5.34%
Castle Focus Fund	DD-US	DuPont de Nemours, I..	5.18%
Quilter Investors Series I - Global Unco..	AAL-GB	Anglo American plc	4.93%
Advisors Series Trust - Scharf Global O..	VVW-US	Valvoline, Inc.	4.84%
Thornburg Global Opportunities Fund	MIN-AU	Mineral Resources Lim..	4.71%
Columbia Select Global Equity Fund	LIN-US	Linde plc	4.70%
MainFirst SICAV - Global Equities Fund	NEM-US	Newmont Corporation	4.65%
BL - Equities Dividend	GIVN-CH	Givaudan SA	4.62%
MainFirst SICAV - Global Equities Fund	IVN-CA	Ivanhoe Mines Ltd. Cl..	4.58%
Foord SICAV - Global Equity Fund LU	FCX-US	Freeport-McMoRan, Inc.	4.56%
JOHCM Umbrella Fund Plc - Global Opp..	CRH-GB	CRH Plc	4.47%
Premier Miton Global Sustainable Grow..	GPK-US	Graphic Packaging Hal..	4.41%



Aggregate Country Holdings: [Ave Wgt] / [vs ACWI] / [Funds Invested]

Country	Ave Wgt	Vs ACWI	Funds Invested
United States	1.41%	0.00%	60.06%
United Kingdom	0.80%		
Canada	0.41%	0.04%	31.01%
Australia	0.24%	-0.23%	25.14%
France	0.22%	0.08%	20.67%
Japan	0.21%	-0.12%	25.98%
Netherlands	0.19%	0.08%	20.67%
Germany	0.17%	0.02%	18.99%
Switzerland	0.16%	-0.02%	15.08%
Ireland	0.14%	0.07%	15.64%
Sweden	0.07%	0.03%	12.29%
Finland	0.07%	0.02%	10.89%
Denmark	0.06%	0.04%	6.70%
Norway	0.05%	0.02%	11.17%
China & HK	0.05%	-0.05%	6.98%

Top Country Holdings, %

Fund Name	Country	Weight
Skagen Focus	Canada	17.38%
Quilter Investors Series I - Global Unco..	United States	11.34%
FTIF SICAV - Global Climate Change Fu..	United States	10.73%
Castle Focus Fund	Canada	10.00%
Castle Focus Fund	United States	9.18%
Foord SICAV - Global Equity Fund LU	United States	9.12%
Russell Invt. Co. Plc - Acadian Global M..	United States	8.18%
SEB Fund 1 - Global Climate Opportunit..	United States	8.17%
MainFirst SICAV - Global Equities Fund	Canada	7.65%
Russell Invt. Co. Plc - Acadian Sustaina..	United States	7.58%
Aristotle/Saul Global Equity Fund	United States	7.46%
Russell Invt. Co. Plc - Acadian Global Eq..	United States	7.11%
Foord SICAV - Global Equity Fund LU	Canada	6.96%
Premier Miton Global Sustainable Grow..	United States	6.52%
Invesco Global Invt. Ser. - Global Equity..	France	6.33%

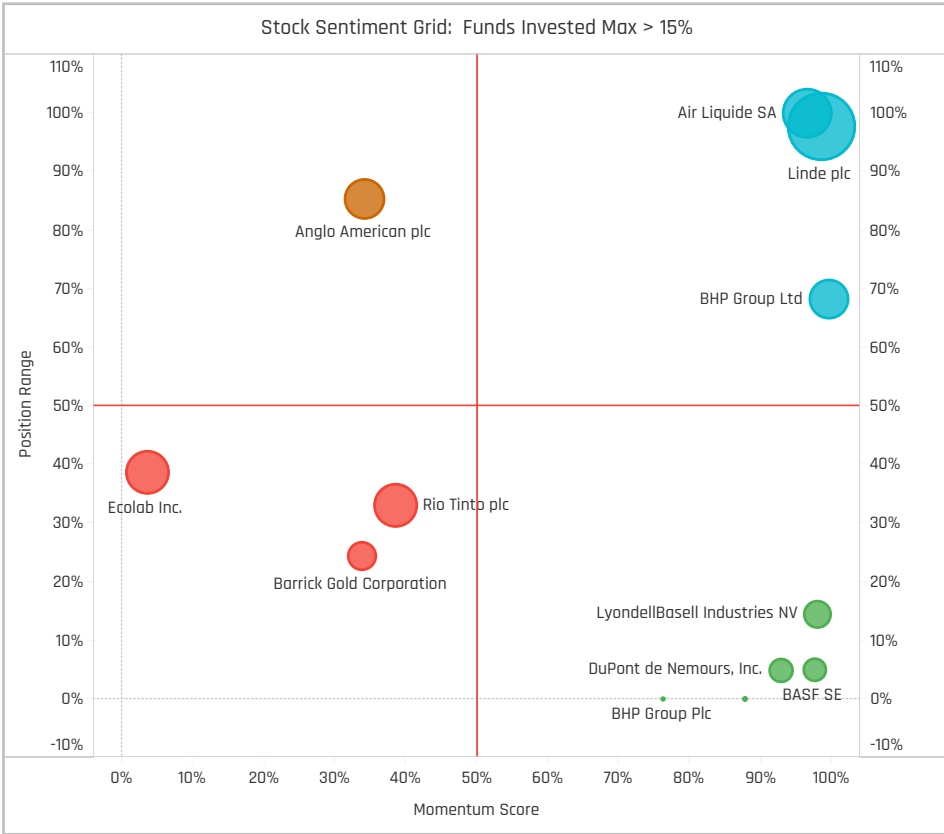
Top Stock Holdings, \$

Fund Name	Ticker	Stock Name	Value
American Funds Capital World Growth ..	VALE3-BR	Vale S.A.	\$2,740M
American Funds Capital World Growth ..	FMG-AU	Fortescue Metals Group ..	\$1,155M
American Funds New Perspective Fund	VALE3-BR	Vale S.A.	\$1,034M
American Funds Capital World Growth ..	RIO-GB	Rio Tinto plc	\$771M
American Funds New Perspective Fund	SHW-US	Sherwin-Williams Comp..	\$713M
American Funds Capital World Growth ..	FCX-US	Freeport-McMoRan, Inc.	\$694M
American Funds New Perspective Fund	4063-JP	Shin-Etsu Chemical Co L..	\$620M
American Funds New Perspective Fund	LIN-US	Linde plc	\$615M
DWS Top Dividende	NTR-CA	Nutrien Ltd.	\$562M
DWS Top Dividende	BHP-AU	BHP Group Ltd	\$549M
American Funds New Perspective Fund	8031-JP	Mitsui & Co.,Ltd	\$505M
American Funds New Perspective Fund	DSM-NL	Koninklijke DSM N.V.	\$492M
American Funds New Perspective Fund	SIKA-CH	Sika AG	\$469M
DWS Top Dividende	NEM-US	Newmont Corporation	\$451M
DWS Top Dividende	AEM-CA	Agnico Eagle Mines Limi..	\$444M

Largest Changes in Fund Weight, %

Fund Name	New or C..	Change
Quilter Investors Series I - Globa..		8.11%
DWS Invest - CROCI Global Divid..		4.15%
JPMorgan Funds - Global Growt..		3.49%
Threadneedle (Lux) - Global Foc..		3.41%
FTIF SICAV - Franklin Global Gro..		3.11%
Franklin Mutual Ser. Fds. - Beac..		3.05%
Pax Global Environmental Marke..		-1.85%
UniFavorit: Aktien		-1.92%
PGIM Jennison Global Opportuni..	Close	-1.93%
Premier Miton Global Sustainabl..		-2.07%
Artisan Global Equity Fund		-2.08%
AB Sustainable Global Thematic..		-2.41%
Robeco Capital Gr. Fds. - QI Glob..		-2.41%
DWS Concept DJE Globale Aktien		-3.30%

Ave Wgt Δ	Funds Invested Δ	Fund Flows, \$	Av Wgt vs ACWI Δ	Funds O/W % Δ
0.34%	-0.28%	(\$53M)	-0.12%	1.68%



Aggregate Stock Holdings Changes

Ticker	Stock Name	Funds Invested % Δ	Average Weight Δ	Fund Flows, \$
APD-US	Air Products and Chemicals, Inc.	2.51%	0.02%	\$196M
NTR-CA	Nutrien Ltd.	1.40%	-0.01%	(\$95M)
FMC-US	FMC Corporation	1.40%	0.01%	\$19M
BHP-AU	BHP Group Ltd	1.40%	0.03%	(\$107M)
ALLEI-SE	Alleima AB	1.40%	0.00%	\$5M
CF-US	CF Industries Holdings, Inc.	1.12%	0.00%	\$13M
MERC-US	Mercer International Inc.	1.12%	0.00%	\$5M
OUTIV-FI	Outokumpu Oyj	-1.40%	0.00%	(\$1M)
HEI-DE	HeidelbergCement AG	-1.40%	-0.01%	(\$202M)
AAL-GB	Anglo American plc	-1.40%	0.03%	(\$29M)
1COV-DE	Covestro AG	-1.68%	0.01%	\$21M
WFG-CA	West Fraser Timber Co. Ltd.	-1.68%	0.00%	(\$19M)
PKG-US	Packaging Corporation of Ame..	-1.96%	-0.01%	(\$15M)
NCM-AU	Newcrest Mining Limited	-2.23%	0.00%	(\$8M)

Largest Fund Flows, \$

Fund Name	New or Cl..	Flow
American Funds Capital World ..		\$386M
Dodge & Cox Global Stock Fund		\$188M
DWS Top Dividende		\$98M
American Funds New Economy ..		\$95M
Pax Global Environmental Mark..		\$85M
St. James's Place Unit Trust - S..		\$83M
Franklin Mutual Ser. Fds. - Beac..		\$83M
St. James's Place International..	(\$90M)	
PGIM Jennison Global Opportun..	(\$91M)	
Baillie Giffard UK & Bal. Fds. - G..	(\$98M)	
FTIF SICAV - Growth (Euro) Fund	(\$109M)	
Templeton Growth Fund Inc.	(\$127M)	
UniFavorit: Aktien	(\$218M)	
Fidelity Series Intrinsic Opportu..	(\$279M)	

Largest Fund Level Changes in Stock Weight, %

Fund Name	Stock Name	New ..	Change
Quilter Investors Series I - Global ..	Steel Dynamics, Inc.	New	5.99%
Quilter Investors Series I - Global ..	Reliance Steel & Aluminu..	New	5.34%
Quilter Investors Series I - Global ..	Anglo American plc	New	4.93%
FTIF SICAV - Franklin Global Growt..	Sika AG	New	3.24%
Franklin Mutual Ser. Fds. - Beacon ..	Rio Tinto plc	New	2.86%
JPMorgan Funds - Global Growth F..	Freeport-McMoRan, Inc.	New	2.78%
American Century Focused Global ..	FMC Corporation	New	2.68%
DWS Concept DJE Globale Aktien	Nutrien Ltd.	Close	-2.23%
Nuveen Global Dividend Growth Fu..	Amcor PLC Shs Chess De..	Close	-2.34%
Franklin Mutual Ser. Fds. - Beacon ..	HeidelbergCement AG	Close	-2.42%
American Century Focused Global ..	CRH Plc	Close	-2.46%
JOHCM Umbrella Fund Plc - Global ..	Koninklijke DSM N.V.	Close	-2.59%
Quilter Investors Series I - Global ..	HeidelbergCement AG	Close	-2.79%
Premier Miton Global Sustainable ..	Ball Corporation	Close	-2.80%

Country Holding Changes: [Funds Invested Δ] / [Ave Wgt Δ] // Fund Flows, \$

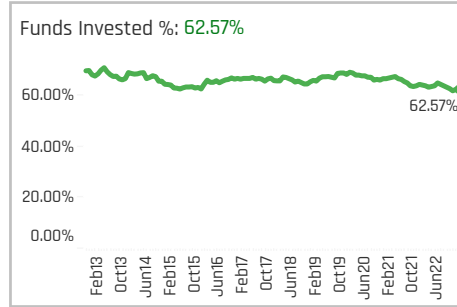
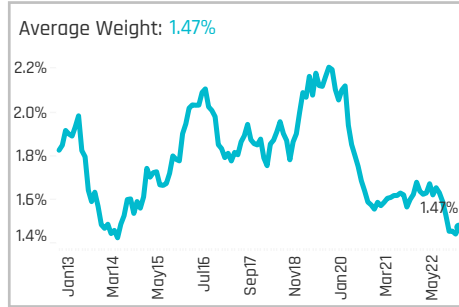
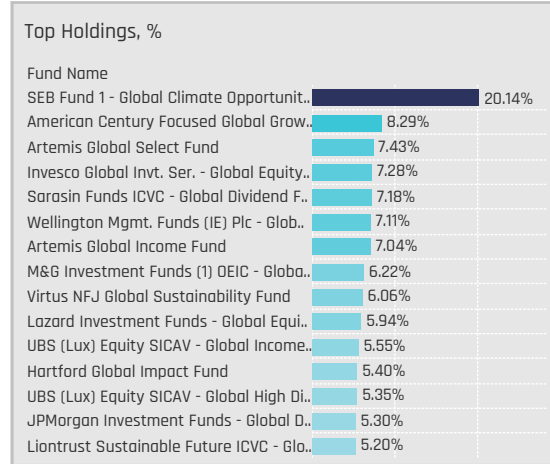
Country	Weight Change	Flow
Sweden	1.40%	\$87M
Norway	0.84%	\$60M
Belgium	0.56%	\$19M
United Arab Emirates	0.56%	\$0M
Malaysia	0.56%	(\$2M)
Canada	0.56%	\$108M
Taiwan	0.28%	(\$2M)
South Africa	-1.12%	(\$49M)
Luxembourg	-1.12%	(\$3M)
Finland	-1.12%	\$59M
Switzerland	-1.40%	(\$76M)
China & HK	-1.68%	\$9M
Japan	-1.68%	\$48M
Germany	-2.42%	(\$252M)

Largest Changes in Fund Country Weight, %

Fund Name	New o..	Country	Change
Quilter Investors Series I - Global Un..	New	United States	11.34%
American Century Focused Global G..	New	United States	5.35%
Quilter Investors Series I - Global Un..	New	United Kingdom	4.93%
DWS Invest - CROCI Global Dividends	New	Japan	4.20%
FTIF SICAV - Franklin Global Growth ..	New	Switzerland	3.24%
Franklin Mutual Ser. Fds. - Beacon F..	New	United Kingdom	2.86%
JPMorgan Funds - Global Growth Fu..	New	United States	2.78%
Franklin Mutual Ser. Fds. - Beacon F..	Close	Germany	-2.42%
Robeco Capital Gr. Fds. - QI Global M..	Close	United States	-2.42%
American Century Focused Global G..	Close	Ireland	-2.46%
JOHCM Umbrella Fund Plc - Global S..	Close	Netherlands	-2.59%
FTIF SICAV - Global Climate Change ..	Close	United States	-2.64%
Premier Miton Global Sustainable G..	Close	United States	-2.71%
Quilter Investors Series I - Global Un..	Close	Germany	-2.79%

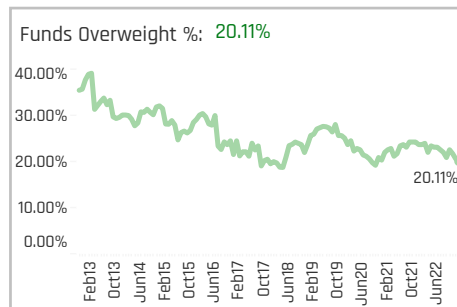
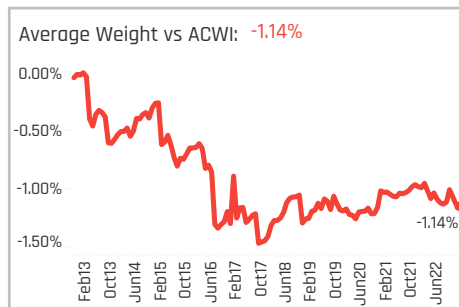
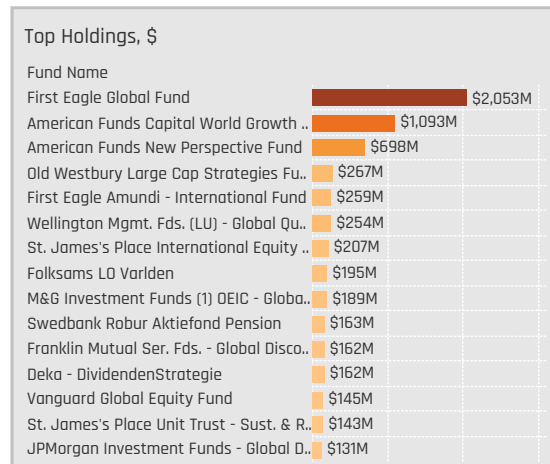
Largest Fund Level Stock Inflows/Outflows, \$

Fund Name	Stock Name	New..	Flow
American Funds Capital World Gro..	Mitsui & Co.,Ltd	New	\$253M
American Funds Capital World Gro..	Shin-Etsu Chemical Co Ltd		\$159M
DWS Top Dividende	Agnico Eagle Mines Limit..		\$152M
American Funds Capital World Gro..	Freeport-McMoRan, Inc.		\$145M
American Funds New Perspective F..	Mosaic Company		\$139M
American Funds Capital World Gro..	Air Products and Chemi..	New	\$135M
First Eagle Global Fund	Barrick Gold Corporation		\$133M
Templeton Growth Fund Inc.	Crown Holdings, Inc.	Close	(\$104M)
Franklin Mutual Ser. Fds. - Global Di..	HeidelbergCement AG	Close	(\$109M)
American Funds New Perspective F..	Barrick Gold Corporation		(\$113M)
UniFavorit: Aktien	Nutrien Ltd.	Close	(\$127M)
American Funds New Perspective F..	Vale S.A.		(\$200M)
Fidelity Series Intrinsic Opportuniti..	Mosaic Company		(\$210M)
American Funds Capital World Gro..	Rio Tinto plc		(\$291M)



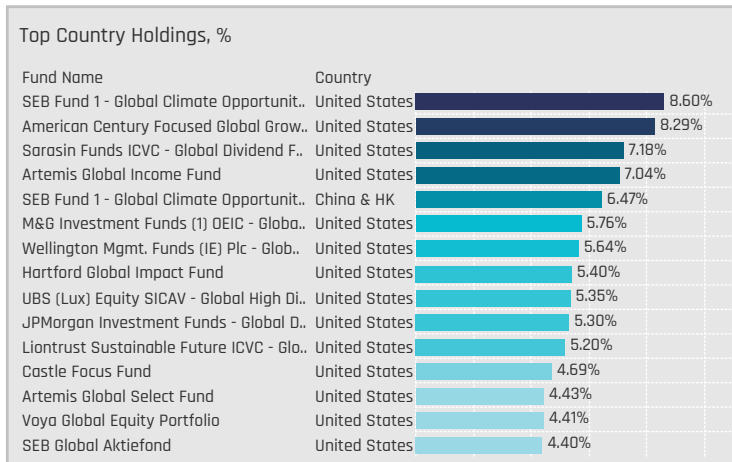
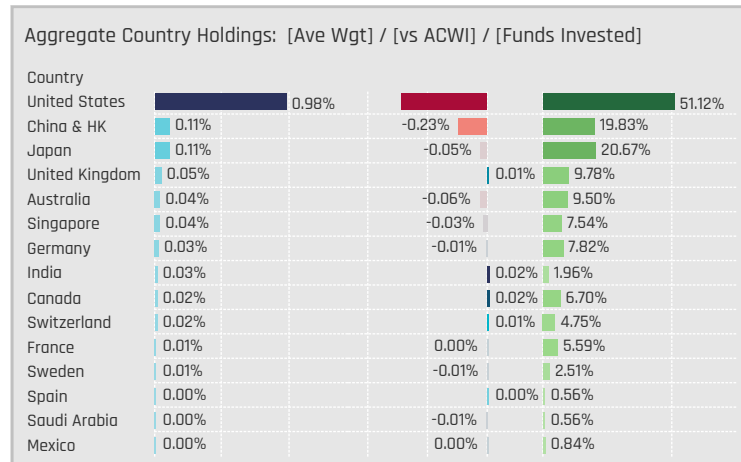
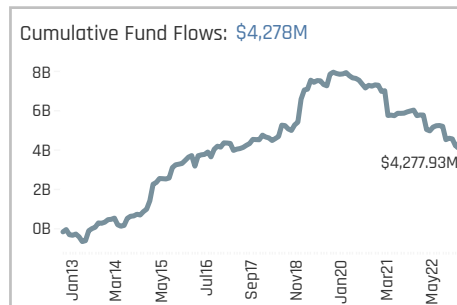
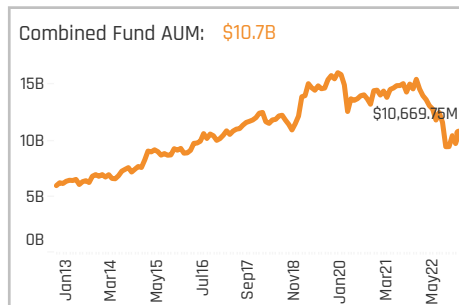
Aggregate Stock Holdings Data, Ranked by Most Widely Held.

Ticker	Stock Name	Funds Invested %	Average Weight	Vs Benchmark	Fund AUM, \$
AMT-US	American Tower Corporation	14.53%	0.13%	-0.03%	\$810M
PLD-US	Prologis, Inc.	12.29%	0.12%	-0.08%	\$775M
EQIX-US	Equinix, Inc.	10.61%	0.11%	0.00%	\$1,035M
WY-US	Weyerhaeuser Company	8.94%	0.06%	0.02%	\$651M
CCI-US	Crown Castle Inc.	8.94%	0.05%	-0.05%	\$566M
PSA-US	Public Storage	8.38%	0.03%	-0.05%	\$284M
1928-JP	Sekisui House, Ltd.	8.38%	0.06%	0.04%	\$107M
823-HK	Link Real Estate Investment T..	7.82%	0.03%	0.01%	\$188M
AVB-US	AvalonBay Communities, Inc.	6.70%	0.03%	-0.01%	\$86M
1113-HK	CK Asset Holdings Limited	6.15%	0.02%	-0.01%	\$316M
CBRE-US	CBRE Group, Inc. Class A	5.59%	0.04%	-0.01%	\$330M
16-HK	Sun Hung Kai Properties Limit..	5.59%	0.02%	-0.03%	\$108M
SPG-US	Simon Property Group, Inc.	5.03%	0.01%	-0.05%	\$120M
WELL-US	Welltower Inc	4.75%	0.02%	-0.03%	\$127M
VNA-DE	Vonovia SE	4.75%	0.02%	-0.01%	\$97M



Top Stock Holdings, %

Fund Name	Ticker	Stock Name	Weight (%)
Invesco Global Invnt. Ser. - Global Equity..	AMT-US	American Tower Corp..	4.37%
Vanguard Global ESG Select Stock Fund	PLD-US	Prologis, Inc.	4.12%
Ranmore Global Equity Fund Plc	CXW-US	CoreCivic, Inc.	3.69%
Castle Focus Fund	EQC-US	Equity Commonwealth	3.65%
Hermes Invnt. Funds Plc - Impact Oppor..	HASI-US	Hannon Armstrong Su..	3.34%
AB SICAV I - Concentrated Global Equi..	AMT-US	American Tower Corp..	3.18%
Invesco Global Growth Fund	532868-IN	DLF Limited	3.14%
MassMutual Premier Global Fund	532868-IN	DLF Limited	3.08%
Liontrust Sustainable Future ICVC - Glo..	EQIX-US	Equinix, Inc.	2.95%
Invesco Global Invnt. Ser. - Global Equity..	823-HK	Link Real Estate Inves..	2.91%
American Century Focused Global Grow..	PLD-US	Prologis, Inc.	2.88%
Aviva Invs. - Global Equity Endurance F..	AMT-US	American Tower Corp..	2.88%
Ariel Global Fund	EQC-US	Equity Commonwealth	2.83%
American Century Focused Global Grow..	EQIX-US	Equinix, Inc.	2.80%
Artemis Global Income Fund	AVB-US	AvalonBay Communiti..	2.74%



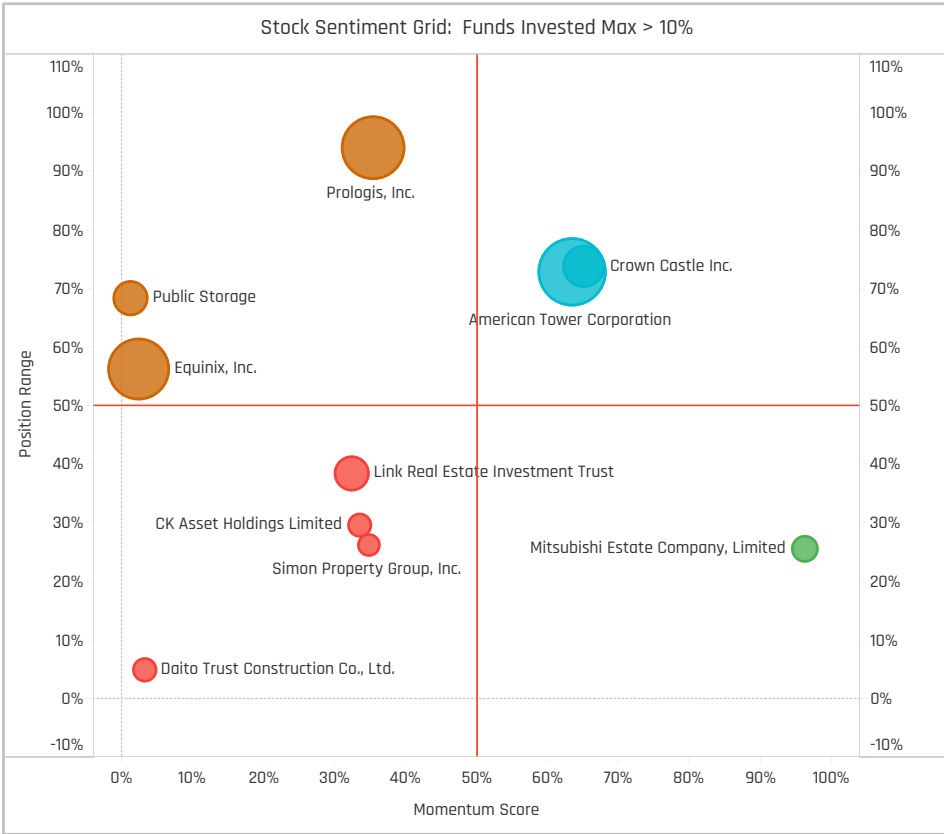
Top Stock Holdings, \$

Fund Name	Ticker	Stock Name	Value (\$)
First Eagle Global Fund	WY-US	Weyerhaeuser Company	\$356M
American Funds Capital World Growth ..	CCI-US	Crown Castle Inc.	\$345M
First Eagle Global Fund	BKG-GB	Berkeley Group Holdings..	\$345M
American Funds New Perspective Fund	EQIX-US	Equinix, Inc.	\$337M
First Eagle Global Fund	8802-JP	Mitsubishi Estate Comp..	\$316M
First Eagle Global Fund	EQR-US	Equity Residential	\$260M
First Eagle Global Fund	1113-HK	CK Asset Holdings Limit..	\$243M
American Funds New Perspective Fund	GMG-AU	Goodman Group	\$232M
American Funds Capital World Growth ..	960-HK	Longfor Group Holdings ..	\$171M
Franklin Mutual Ser. Fds. - Global Disco..	CBRE-US	CBRE Group, Inc. Class A	\$162M
American Funds Capital World Growth ..	AMT-US	American Tower Corpora..	\$161M
First Eagle Global Fund	BXP-US	Boston Properties, Inc.	\$161M
First Eagle Global Fund	H78-SG	Hongkong Land Holding..	\$155M
St. James's Place Unit Trust - Sust. & R..	EQIX-US	Equinix, Inc.	\$143M
First Eagle Global Fund	DEI-US	Douglas Emmett, Inc	\$138M

Largest Changes in Fund Weight, %

Fund Name	New or C..	Change
SEB Fund 1 - Global Climate Opp..		4.60%
Virtus NFJ Global Sustainability ..		3.78%
Lazard Investment Funds - Glob..		2.79%
American Century Focused Glob..		2.79%
GAMCO Global Growth Fund	New	2.41%
CT (Irl) III PLC - Multi-Strategy Gl..		1.77%
Vanguard Global ESG Select Sta..		1.54%
Hartford Global Impact Fund		-1.96%
Invesco Global Invnt. Ser. - Global..	Close	-1.96%
SSgA (Lux) SICAV - Multi Factor ..		-1.98%
Robeco Capital Gr. Fds. - QI Glob..		-2.48%
Invesco Global Invnt. Ser. - Global..		-2.82%
Liontrust Investment Funds I - G..	Close	-3.37%
AIM Fds. Grp. (IFG) - Invesco Glo..		-3.39%

Ave Wgt Δ	Funds Invested Δ	Fund Flows, \$	Av Wgt vs ACWI Δ	Funds O/W % Δ
-0.16%	-1.96%	(\$1,029M)	-0.03%	-2.51%



Aggregate Stock Holdings Changes

Ticker	Stock Name	Funds Invested % Δ	Average Weight Δ	Fund Flows, \$
3231-JP	Nomura Real Estate Holdings, ..	1.12%	0.00%	\$0M
ARE-US	Alexandria Real Estate Equitie..	0.84%	0.01%	\$50M
8802-JP	Mitsubishi Estate Company, Li..	0.84%	0.00%	\$0M
17-HK	New World Development Co. L..	0.84%	0.00%	\$4M
AMT-US	American Tower Corporation	0.56%	-0.02%	\$26M
CCI-US	Crown Castle Inc.	0.56%	-0.02%	\$57M
IRM-US	Iron Mountain, Inc.	0.56%	0.00%	\$35M
PSA-US	Public Storage	-0.84%	-0.01%	(\$35M)
EQIX-US	Equinix, Inc.	-0.84%	-0.02%	(\$71M)
CBRE-US	CBRE Group, Inc. Class A	-0.84%	-0.01%	(\$35M)
823-HK	Link Real Estate Investment Tr..	-0.84%	0.00%	\$11M
ALLN-CH	Allreal Holding AG	-1.12%	0.00%	(\$3M)
DRE-US	Duke Realty Corporation	-2.23%	-0.01%	(\$26M)
EXR-US	Extra Space Storage Inc.	-2.79%	-0.01%	(\$11M)

Largest Fund Flows, \$

Fund Name	New or Cl..	Flow
Deka - DividendenStrategie		\$72M
Vanguard Global Equity Fund		\$68M
JPMorgan Investment Funds - ..		\$68M
First Eagle Global Fund		\$52M
UniFavorit: Aktien	New	\$51M
Franklin Mutual Ser. Fds. - Ques..		\$34M
JPMorgan Investment Funds - ..		\$26M
T Rowe Price Global Stock Fund		(\$46M)
UniNachhaltig Aktien Global	Close	(\$58M)
Dodge & Cox Global Stock Fund		(\$81M)
UniGlobal	Close	(\$127M)
St. James's Place International..		(\$128M)
American Funds New Perspecti..		(\$199M)
American Funds Capital World ..		(\$697M)

Largest Fund Level Changes in Stock Weight, %

Fund Name	Stock Name	New ..	Change
American Century Focused Global ..	Prologis, Inc.	New	2.88%
Nuveen Global Dividend Growth Fu..	Prologis, Inc.	New	2.73%
GAMCO Global Growth Fund	American Tower Corporat..	New	2.41%
Virtus NFJ Global Sustainability Fu..	Vonovia SE	New	2.01%
Virtus NFJ Global Sustainability Fu..	SEGRO plc	New	1.94%
Vanguard Global ESG Select Stock ..	Prologis, Inc.		1.54%
SEB Fund 1 - Global Climate Oppor..	China Overseas Land & I..	New	1.54%
Invesco Global Invnt. Ser. - Global E..	American Tower Corporat..		-1.42%
JPMorgan Funds - Global Growth F..	Equinix, Inc.	Close	-1.53%
Steward Global Equity Income Fund	Crown Castle Inc.	Close	-1.67%
Invesco Global Invnt. Ser. - Global E..	Berkeley Group Holdings ..	Close	-1.96%
Hartford Global Impact Fund	Boston Properties, Inc.	Close	-2.00%
Liontrust Investment Funds I - Glo..	Equinix, Inc.	Close	-2.13%
AIM Fds. Grp. (IFG) - Invesco Global..	Equinix, Inc.		-3.39%

Country Holding Changes: [Funds Invested Δ] / [Ave Wgt Δ] // Fund Flows, \$

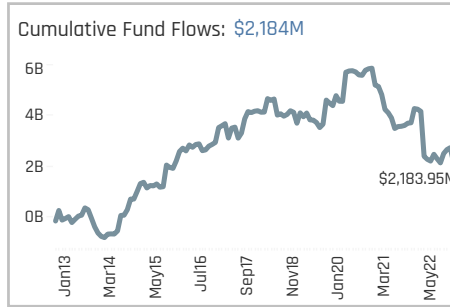
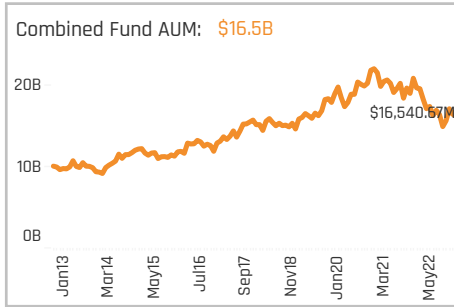
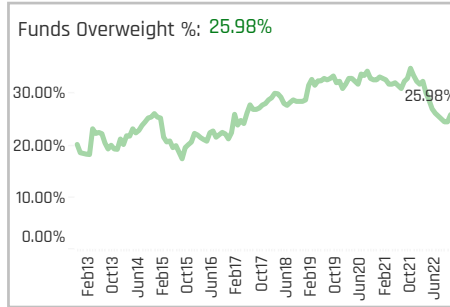
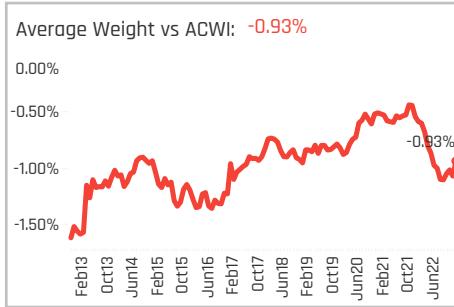
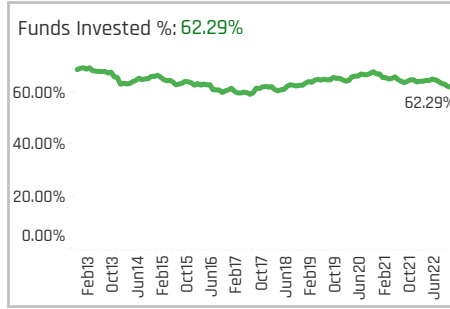
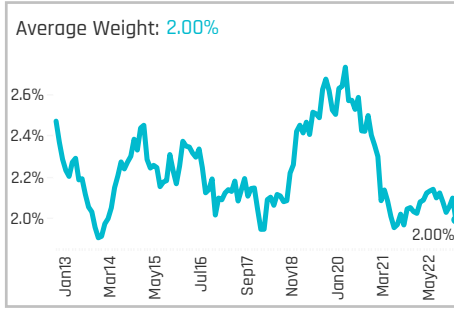
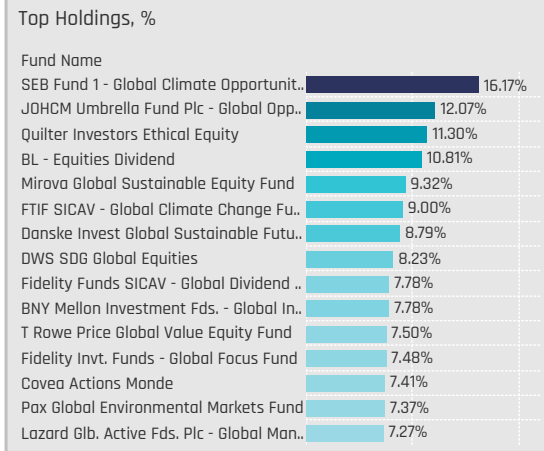
Country	Ave Wgt Δ	Funds Invested Δ	Fund Flows, \$
Canada	0.56%	0.00%	(\$7M)
Saudi Arabia	0.56%	0.00%	\$3M
United Arab Emirates	0.56%	0.00%	\$1M
Indonesia	0.28%	0.00%	\$0M
Brazil	0.28%	0.00%	\$0M
Vietnam	0.00%	0.00%	\$0M
United States	0.00%	-0.13%	(\$695M)
Japan	-0.56%	0.00%	(\$44M)
Switzerland	-0.56%	0.00%	(\$3M)
Sweden	-0.84%	0.00%	\$14M
Germany	-0.84%	-0.01%	(\$41M)
Australia	-0.84%	-0.01%	(\$15M)
China & HK	-1.12%	0.01%	(\$220M)
United Kingdom	-2.23%	-0.01%	(\$28M)

Largest Changes in Fund Country Weight, %

Fund Name	New o..	Country	Change
SEB Fund 1 - Global Climate Opportu..		China & HK	5.83%
American Century Focused Global G..		United States	2.79%
GAMCO Global Growth Fund	New	United States	2.41%
Virtus NFJ Global Sustainability Fund	New	Germany	2.01%
Virtus NFJ Global Sustainability Fund	New	United Kingdom	1.94%
CT (Irl) III PLC - Multi-Strategy Globa..		United States	1.86%
Vanguard Global ESG Select Stock F..		United States	1.54%
Voya Global High Dividend Low Vol..		United States	-1.77%
Sarasin Funds ICVC - Global Dividen..		United States	-1.80%
Invesco Global Invnt. Ser. - Global Eq..	Close	United Kingdom	-1.96%
SSgA (Lux) SICAV - Multi Factor Glo..		United States	-2.14%
Robeco Capital Gr. Fds. - QI Global M..		United States	-2.54%
Liontrust Investment Funds I - Glob..	Close	United States	-3.37%
AIM Fds. Grp. (IFG) - Invesco Global C..		United States	-3.39%

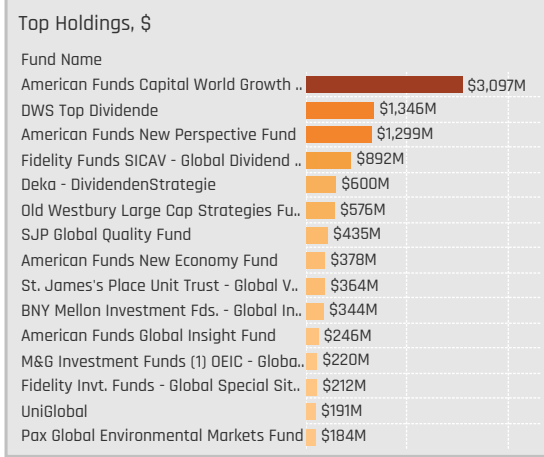
Largest Fund Level Stock Inflows/Outflows, \$

Fund Name	Stock Name	New..	Flow
Vanguard Global Equity Fund	Prologis, Inc.	New	\$69M
JPMorgan Investment Funds - Glob..	Prologis, Inc.		\$40M
Deka - DividendenStrategie	Iron Mountain, Inc.	New	\$36M
Deka - DividendenStrategie	Crown Castle Inc.	New	\$36M
M&G Investment Funds (1) OEIC - Gl..	Alexandria Real Estate E..	New	\$29M
UniFavorit: Aktien	American Tower Corporat..	New	\$26M
UniFavorit: Aktien	Crown Castle Inc.	New	\$25M
Dodge & Cox Global Stock Fund	CK Asset Holdings Limited	Close	(\$53M)
St. James's Place International Eq..	Simon Property Group, In..	Close	(\$69M)
American Funds Capital World Gra..	Equinix, Inc.	Close	(\$80M)
American Funds Capital World Gra..	Longfor Group Holdings L..		(\$119M)
UniGlobal	Prologis, Inc.	Close	(\$127M)
American Funds New Perspective F..	Hilton Grand Vacations, I..	Close	(\$209M)
American Funds Capital World Gra..	VICI Properties Inc	Close	(\$24M)



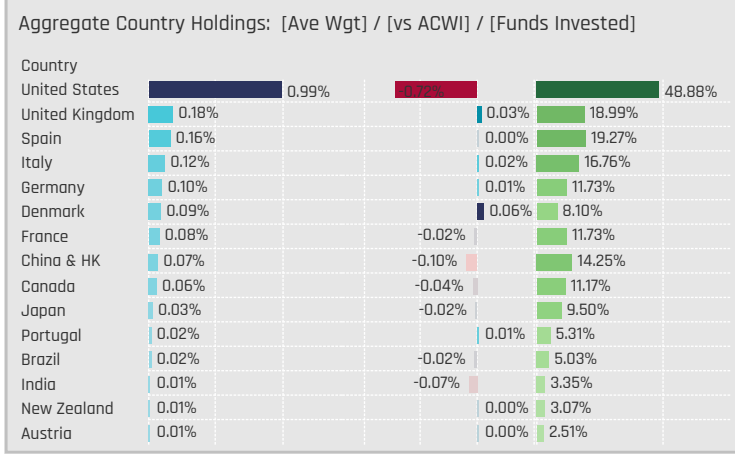
Aggregate Stock Holdings Data, Ranked by Most Widely Held.

Ticker	Stock Name	Funds Invested %	Average Weight	Vs Benchmark	Fund AUM, \$
NEE-US	NextEra Energy, Inc.	16.76%	0.20%	-0.03%	\$2,144M
IBE-ES	Iberdrola SA	12.85%	0.11%	-0.02%	\$1,168M
EXC-US	Exelon Corporation	11.17%	0.08%	0.01%	\$577M
ENEL-IT	Enel SpA	10.61%	0.08%	0.01%	\$981M
SRE-US	Sempra Energy	8.66%	0.05%	-0.03%	\$715M
ORSTED-DK	Orsted	8.10%	0.09%	0.06%	\$711M
NG-GB	National Grid plc	8.10%	0.07%	-0.01%	\$537M
SSE-GB	SSE plc	7.54%	0.06%	0.01%	\$207M
PEG-US	Public Service Enterprise Grou..	7.26%	0.04%	-0.02%	\$180M
EIX-US	Edison International	6.70%	0.03%	-0.01%	\$548M
AWK-US	American Water Works Comp..	6.70%	0.07%	0.02%	\$289M
LNG-US	Cheniere Energy, Inc.	6.42%	0.05%	-0.01%	\$197M
RWE-DE	RWE AG	6.15%	0.06%	0.02%	\$168M
ED-US	Consolidated Edison, Inc.	6.15%	0.02%	-0.02%	\$75M
DUK-US	Duke Energy Corporation	6.15%	0.03%	-0.08%	\$135M



Top Stock Holdings, %

Fund Name	Ticker	Stock Name	Weight
BL - Equities Dividend	NG-GB	National Grid plc	5.01%
Aberdeen Std. DEIC II - ASI Global Unco..	RWE-DE	RWE AG	4.66%
Artisan Global Opportunities Fund	NEE-US	NextEra Energy, Inc.	4.49%
DWS SDG Global Equities	VIE-FR	Veolia Environnement	4.12%
Janus Henderson Global Select Fund	NRG-US	NRG Energy, Inc.	4.12%
NN (L) - Global Equity Impact Opportuni..	AWK-US	American Water Work..	4.05%
Quilter Investors Ethical Equity	AWK-US	American Water Work..	3.62%
BL - Equities Dividend	UU-GB	United Utilities Group ..	3.52%
JOHCM Umbrella Fund Plc - Global Opp..	SRE-US	Sempra Energy	3.37%
Baillie Gifford Investment Funds ICVC - ..	ORSTED-DK	Orsted	3.29%
Mirova Global Sustainable Equity Fund	IBE-ES	Iberdrola SA	3.19%
Ariel Global Fund	ELE-ES	Endesa S.A.	3.18%
Wasatch Global Value Fund	DUK-US	Duke Energy Corporati..	3.11%
Ninety One Glb. Strat. Fd. - Global Dyna..	IBE-ES	Iberdrola SA	3.05%
C Worldwide - Global Equities	NEE-US	NextEra Energy, Inc.	3.05%



Top Country Holdings, %

Fund Name	Country	Weight
JOHCM Umbrella Fund Plc - Global Opp..	United States	12.07%
BL - Equities Dividend	United Kingdom	10.81%
T Rowe Price Global Value Equity Fund	United States	6.95%
Covea Actions Monde	United States	6.59%
BNY Mellon Global Equity Income Fund	United States	6.25%
BNY Mellon Investment Fds. - Global In..	United States	6.20%
Voya Global High Dividend Low Volatili..	United States	6.04%
Wasatch Global Value Fund	United States	5.59%
DWS Top Dividende	United States	5.37%
Frontier MFG Global Plus Fund	United States	4.99%
Baloise Fund Invest (Lux) SICAV - Equit..	United States	4.96%
Aberdeen Std. DEIC II - ASI Global Unco..	Germany	4.66%
SEB Fund 1 - Global Climate Opportunit..	United Kingdom	4.56%
Artisan Global Opportunities Fund	United States	4.49%
HSBC GIF - Global Equity Volatility Focu..	United States	4.39%

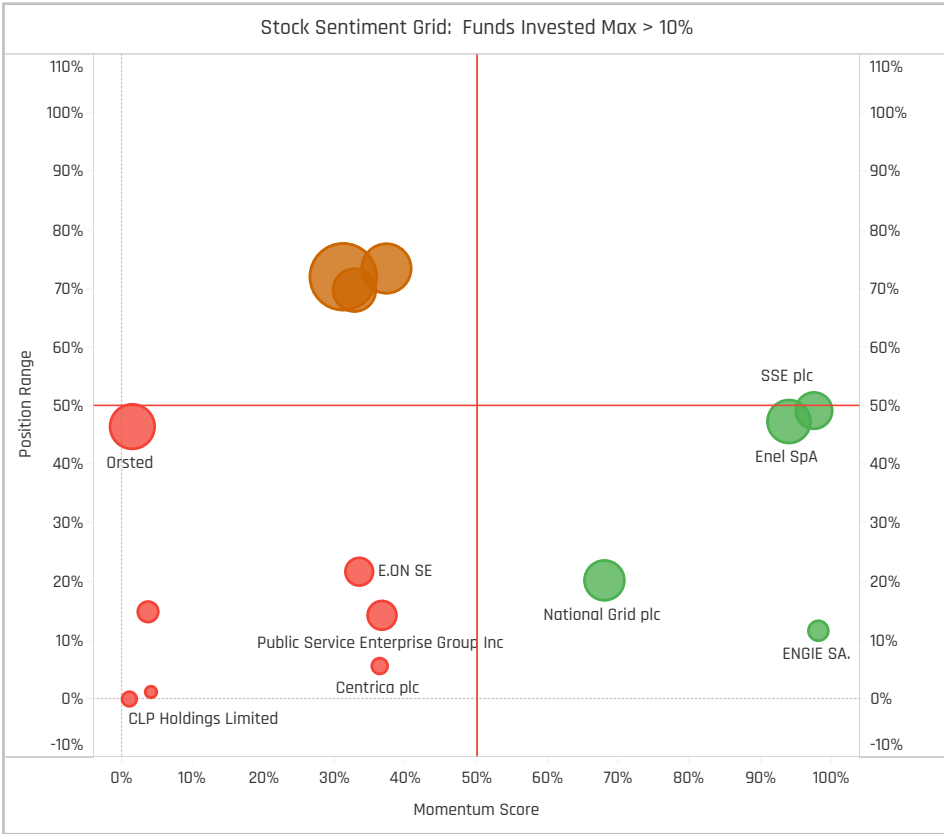
Top Stock Holdings, \$

Fund Name	Ticker	Stock Name	Value
American Funds New Perspective Fund	AES-US	AES Corporation	\$502M
American Funds New Perspective Fund	SRE-US	Sempra Energy	\$427M
DWS Top Dividende	NEE-US	NextEra Energy, Inc.	\$389M
DWS Top Dividende	WEC-US	WEC Energy Group Inc	\$370M
American Funds Capital World Growth ..	DTE-US	DTE Energy Company	\$349M
American Funds Capital World Growth ..	IBE-ES	Iberdrola SA	\$345M
DWS Top Dividende	D-US	Dominion Energy Inc	\$318M
Fidelity Funds SICAV - Global Dividend ..	IBE-ES	Iberdrola SA	\$316M
American Funds Capital World Growth ..	PCG-US	PG&E Corporation	\$300M
American Funds Capital World Growth ..	EOAN-DE	E.ON SE	\$282M
American Funds New Economy Fund	PCG-US	PG&E Corporation	\$269M
Fidelity Funds SICAV - Global Dividend ..	NG-GB	National Grid plc	\$258M
American Funds Capital World Growth ..	1193-HK	China Resources Gas Gr..	\$249M
Old Westbury Large Cap Strategies Fu..	NEE-US	NextEra Energy, Inc.	\$248M
American Funds Capital World Growth ..	NEE-US	NextEra Energy, Inc.	\$246M

Largest Changes in Fund Weight, %

Fund Name	New or C..	Change
BL - Equities Dividend		3.93%
SEB Fund 1 - Global Climate Opp..		3.58%
Virtus NFJ Global Sustainability ..		2.68%
Deka-MegaTrends		2.15%
BNY Mellon Investment Fds. - Gl..		1.91%
Fidelity Funds SICAV - Global Div..		1.91%
Eaton Vance Richard Bernstein ..		1.87%
FTIF SICAV - Growth (Euro) Fund	Close	-1.76%
Artemis Global Income Fund		-1.80%
JOHCM Umbrella Fund Plc - Glob..		-2.02%
Sarasin Funds ICVC - Thematic ..	Close	-2.55%
SEI Institutional Managed Trust ..		-2.62%
Natixis AM Funds - Seeyond Glo..		-2.80%
Sarasin Funds ICVC - Global Divi..	Close	-3.91%

Ave Wgt Δ	Funds Invested Δ	Fund Flows, \$	Av Wgt vs ACWI Δ	Funds O/W % Δ
-0.11%	-1.96%	(\$19M)	0.06%	0.28%



Aggregate Stock Holdings Changes

Ticker	Stock Name	Funds Invested % Δ	Average Weight Δ	Fund Flows, \$
9531-JP	TOKYO GAS Co., Ltd.	1.40%	0.01%	\$6M
XEL-US	Xcel Energy Inc.	1.12%	0.00%	\$41M
LNG-US	Cheniere Energy, Inc.	1.12%	0.00%	(\$22M)
EIX-US	Edison International	1.12%	0.00%	\$52M
ED-US	Consolidated Edison, Inc.	1.12%	0.01%	\$18M
ATD-US	Atmos Energy Corporation	0.84%	0.00%	\$48M
GTT-FR	Gaztransport & Technigaz SA	0.84%	0.00%	\$7M
ORSTED-DK	Orsted	-0.84%	-0.02%	(\$74M)
NRG-US	NRG Energy, Inc.	-1.12%	-0.01%	(\$1M)
PPL-US	PPL Corporation	-1.12%	-0.01%	(\$113M)
ORRON-SE	Orron Energy AB	-1.40%	0.00%	(\$9M)
EOAN-DE	E.ON SE	-1.40%	0.01%	(\$30M)
2-HK	CLP Holdings Limited	-1.40%	-0.01%	(\$10M)
9532-JP	Osaka Gas Co., Ltd.	-1.68%	0.00%	(\$2M)

Largest Fund Flows, \$

Fund Name	New or Cl..	Flow
Fidelity Funds SICAV - Global Di..		\$240M
Old Westbury Large Cap Strate..		\$130M
UniFavorit: Aktien	New	\$87M
BNY Mellon Investment Fds. - G..		\$84M
Vanguard Global Equity Fund		\$82M
UniNachhaltig Aktien Global		\$39M
St. James's Place International..		\$36M
Franklin Mutual Ser. Fds. - Glob..	Close	(\$51M)
T Rowe Price Global Stock Fund	Close	(\$74M)
Templeton Growth Fund Inc.	Close	(\$93M)
FTIF SICAV - Growth (Euro) Fund	Close	(\$122M)
American Funds Capital World ..		(\$136M)
Fidelity Series Intrinsic Opportu..		(\$149M)
American Funds New Perspecti..		(\$199M)

Largest Fund Level Changes in Stock Weight, %

Fund Name	Stock Name	New ..	Change
Virtus NFJ Global Sustainability Fu..	Enel SpA	New	2.55%
BNY Mellon Investment Fds. - Glob..	SSE plc	New	2.32%
BL - Equities Dividend	Severn Trent Plc	New	2.29%
SEB Fund 1 - Global Climate Oppor..	Terna S.p.A.	New	1.95%
BL - Equities Dividend	National Grid plc		1.68%
Alger Global Focus Fund	Gaztransport & Techniga..	New	1.60%
BNY Mellon Investment Fds. - Glob..	Enel SpA	New	1.58%
Fidelity Invnt. Funds - Global Focus ..	Corporacion Acciona Ener..	Close	-1.69%
Robeco Capital Gr. Fds. - Sustaina..	Cheniere Energy, Inc.		-1.74%
Steward Global Equity Income Fund	Fortis Inc.	Close	-1.78%
JOHCM Umbrella Fund Plc - Global ..	Enel SpA	Close	-2.01%
Fidelity Funds SICAV - First All Cou..	Iberdrola SA	Close	-2.10%
Sarasin Funds ICVC - Thematic Glo..	NextEra Energy, Inc.	Close	-2.55%
Sarasin Funds ICVC - Global Divide..	NextEra Energy, Inc.	Close	-3.91%

Country Holding Changes: [Funds Invested Δ] / [Ave Wgt Δ] // Fund Flows, \$

Country	Change	Funds Invested Δ	Fund Flows, \$
Portugal	1.40%	0.00%	(\$29M)
France	1.12%	0.01%	\$44M
United States	0.84%	-0.03%	(\$69M)
Czech Republic	0.56%	0.00%	\$1M
Spain	0.56%	-0.01%	(\$26M)
Singapore	0.28%	0.00%	\$0M
Saudi Arabia	0.28%	0.00%	\$0M
Ireland	-0.56%	0.00%	(\$6M)
Italy	-0.56%	0.02%	(\$75M)
Switzerland	-0.84%	0.00%	(\$2M)
Denmark	-0.84%	-0.02%	(\$74M)
China & HK	-0.84%	-0.02%	(\$250M)
Sweden	-1.40%	0.00%	(\$9M)
Germany	-1.96%	0.01%	(\$64M)

Largest Changes in Fund Country Weight, %

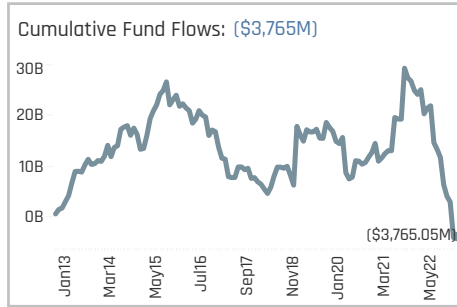
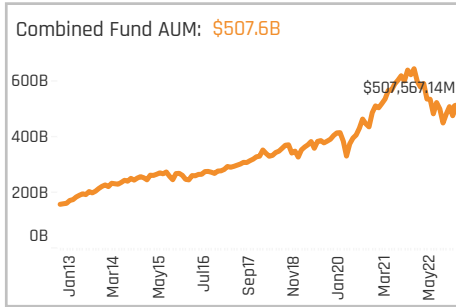
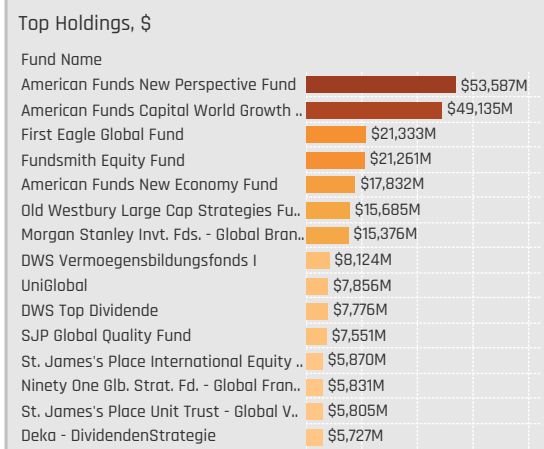
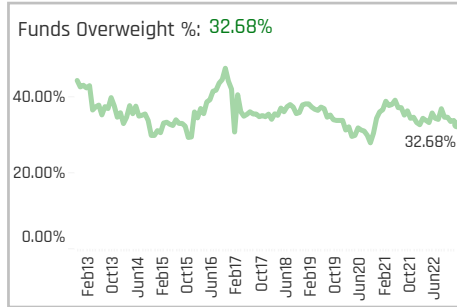
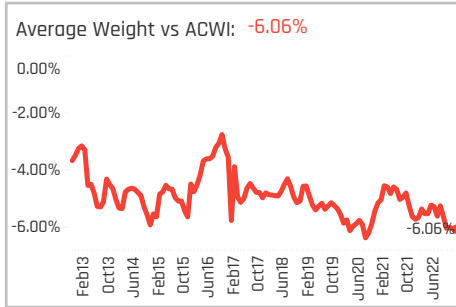
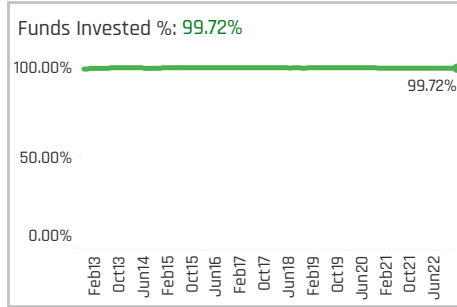
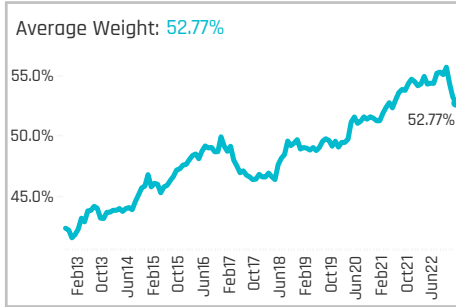
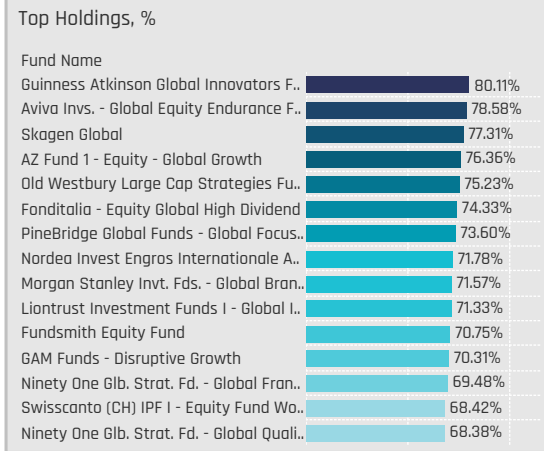
Fund Name	New o..	Country	Change
BL - Equities Dividend		United Kingdom	5.28%
Virtus NFJ Global Sustainability Fund	New	Italy	2.55%
SEB Fund 1 - Global Climate Opportu..		Italy	2.36%
BNY Mellon Investment Fds. - Global..	New	United Kingdom	2.32%
Russell Invnt. Co. Plc - Acadian Global..		United States	1.98%
Fidelity Funds SICAV - Global Divide..	New	United States	1.62%
Alger Global Focus Fund	New	France	1.60%
Fidelity Invnt. Funds - Global Focus F..	Close	Spain	-1.69%
Robeco Capital Gr. Fds. - Sustainabl..		United States	-1.74%
Steward Global Equity Income Fund	Close	Canada	-1.78%
JOHCM Umbrella Fund Plc - Global O..	Close	Italy	-2.01%
Fidelity Funds SICAV - First All Coun..	Close	Spain	-2.10%
Sarasin Funds ICVC - Thematic Glob..	Close	United States	-2.55%
Sarasin Funds ICVC - Global Dividen..	Close	United States	-3.91%

Largest Fund Level Stock Inflows/Outflows, \$

Fund Name	Stock Name	New..	Flow
American Funds New Economy Fund	PG&E Corporation	New	\$224M
American Funds Capital World Gro..	Exelon Corporation		\$100M
American Funds Capital World Gro..	NextEra Energy, Inc.		\$98M
Fidelity Funds SICAV - Global Divide..	CMS Energy Corporation	New	\$94M
American Funds New Perspective F..	Sempra Energy		\$91M
Fidelity Funds SICAV - Global Divide..	Ameren Corporation	New	\$87M
UniFavorit: Aktien	NextEra Energy, Inc.	New	\$87M
T Rowe Price Global Stock Fund	Sempra Energy	Close	(\$74M)
FTIF SICAV - Growth (Euro) Fund	Southern Company	Close	(\$86M)
Templeton Growth Fund Inc.	Southern Company	Close	(\$93M)
American Funds New Perspective F..	Orsted		(\$144M)
American Funds New Perspective F..	Enel SpA		(\$168M)
American Funds New Economy Fund	ENN Energy Holdings Lim..		(\$210M)
American Funds Capital World Gro..	National Grid plc	Close	(\$380M)

Country Profiles



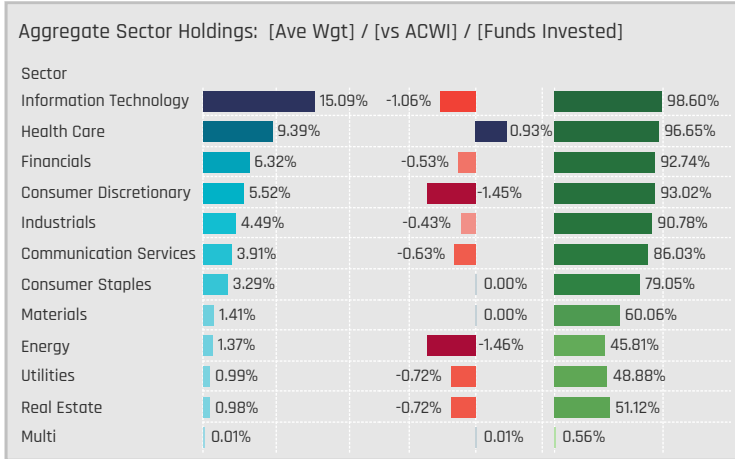


Aggregate Stock Holdings Data, Ranked by Most Widely Held.

Ticker	Stock Name	Funds Invested %	Average Weight	Vs Benchmark	Fund AUM, \$
MSFT-US	Microsoft Corporation	75.98%	2.64%	-0.26%	\$27,796M
GOOGL-US	Alphabet Inc. Class A	49.44%	1.11%	0.13%	\$9,285M
AMZN-US	Amazon.com, Inc.	45.25%	0.98%	-0.57%	\$8,375M
V-US	Visa Inc. Class A	44.69%	1.05%	0.41%	\$9,992M
UNH-US	UnitedHealth Group Incorpora..	44.13%	0.80%	0.04%	\$8,787M
AAPL-US	Apple Inc.	43.02%	1.26%	-2.60%	\$10,547M
MA-US	Mastercard Incorporated Clas..	38.83%	0.81%	0.27%	\$6,028M
TMO-US	Thermo Fisher Scientific Inc.	34.64%	0.64%	0.27%	\$6,629M
MRK-US	Merck & Co., Inc.	33.52%	0.51%	0.06%	\$3,176M
JNJ-US	Johnson & Johnson	32.68%	0.47%	-0.23%	\$3,860M
ADBE-US	Adobe Incorporated	31.84%	0.42%	0.14%	\$3,204M
JPM-US	JPMorgan Chase & Co.	31.56%	0.46%	-0.22%	\$5,276M
ACN-US	Accenture Plc Class A	30.73%	0.39%	0.10%	\$3,629M
NVDA-US	NVIDIA Corporation	30.45%	0.47%	-0.33%	\$3,983M
META-US	Meta Platforms Inc. Class A	30.45%	0.37%	-0.19%	\$5,151M

Top Stock Holdings, %

Fund Name	Ticker	Stock Name	Weight (%)
Mundoval Fund	MA-US	Mastercard Incorporat..	11.03%
Invesco Global Growth Fund	GOOGL-US	Alphabet Inc. Class A	10.47%
MassMutual Premier Global Fund	GOOGL-US	Alphabet Inc. Class A	10.28%
Ninety One Glob. Strat. Fd. - Global Quali..	V-US	Visa Inc. Class A	9.71%
First Sentier Investors ICVC - Stewart I..	FTNT-US	Fortinet, Inc.	9.29%
Ninety One Glob. Strat. Fd. - Global Fran..	V-US	Visa Inc. Class A	9.26%
Scottish Mortgage Investment Trust Plc	MRNA-US	Moderna, Inc.	9.13%
Castle Focus Fund	BRK.B-US	Berkshire Hathaway I..	9.03%
AZ Fund 1 - Equity - Global Growth	AAPL-US	Apple Inc.	8.95%
UBS (D) Equity Fund - Global Opportuni..	MSFT-US	Microsoft Corporation	8.89%
Ariel Global Fund	MSFT-US	Microsoft Corporation	8.59%
Mundoval Fund	AAPL-US	Apple Inc.	8.59%
Morgan Stanley Inv. Fds. - Global Opp..	UBER-US	Uber Technologies, Inc.	8.40%
Morgan Stanley Inv. Fds. - Global Bran..	MSFT-US	Microsoft Corporation	8.32%
GAM Funds - Disruptive Growth	MSFT-US	Microsoft Corporation	8.22%



Top Sector Holdings, %

Fund Name	Sector	Weight (%)
Guinness Atkinson Global Innovators F..	Information Technology	46.96%
GAM Funds - Disruptive Growth	Information Technology	45.23%
Polen Global Growth Fund	Information Technology	39.59%
GAM Star Fund Plc - Worldwide Equity	Information Technology	39.23%
AZ Fund 1 - Equity - Global Growth	Information Technology	34.81%
Aviva Invs. - Global Equity Endurance F..	Information Technology	32.18%
Ninety One Glob. Strat. Fd. - Global Fran..	Information Technology	30.47%
Virtus SGA Global Growth Fund	Information Technology	29.91%
Swedbank Robur Globalfond	Information Technology	29.61%
Ninety One Glob. Strat. Fd. - Global Quali..	Information Technology	29.53%
UBS (D) Equity Fund - Global Opportuni..	Information Technology	29.22%
Ninety One Glob. Strat. Fd. - Global Quali..	Information Technology	28.69%
GAMCO Global Growth Fund	Information Technology	28.64%
Allianz Interglobal	Information Technology	28.64%
GAMAX Funds - Junior	Consumer Discretionary	28.05%

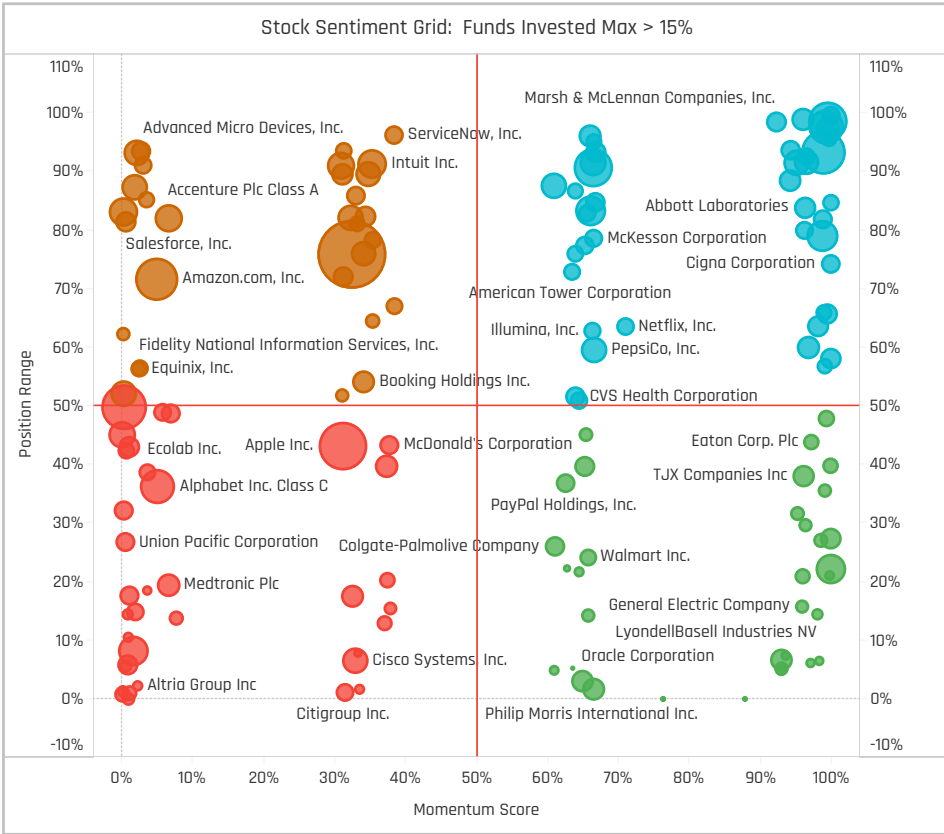
Top Stock Holdings, \$

Fund Name	Ticker	Stock Name	Value (\$)
American Funds New Perspective Fund	MSFT-US	Microsoft Corporation	\$4,219M
American Funds Capital World Growth ..	AVGO-US	Broadcom Inc.	\$3,158M
American Funds Capital World Growth ..	MSFT-US	Microsoft Corporation	\$2,936M
Fundsmith Equity Fund	MSFT-US	Microsoft Corporation	\$2,348M
American Funds New Perspective Fund	TSLA-US	Tesla Inc	\$2,262M
American Funds Capital World Growth ..	UNH-US	UnitedHealth Group Inc..	\$2,204M
American Funds Capital World Growth ..	PM-US	Philip Morris Internation..	\$1,911M
Morgan Stanley Inv. Fds. - Global Bran..	MSFT-US	Microsoft Corporation	\$1,787M
First Eagle Global Fund	XOM-US	Exxon Mobil Corporation	\$1,678M
Fundsmith Equity Fund	IDXX-US	IDEXX Laboratories, Inc.	\$1,639M
First Eagle Global Fund	ORCL-US	Oracle Corporation	\$1,632M
Fundsmith Equity Fund	PM-US	Philip Morris Internation..	\$1,621M
Scottish Mortgage Investment Trust Plc	MRNA-US	Moderna, Inc.	\$1,620M
Morgan Stanley Inv. Fds. - Global Bran..	PM-US	Philip Morris Internation..	\$1,602M
American Funds Capital World Growth ..	ABT-US	Abbott Laboratories	\$1,577M

Largest Changes in Fund Weight, %

Fund Name	New or C..	Change
Quilter Investors Series I - Globa..		21.00%
Fidelity Series Intrinsic Opportu..		7.99%
GAM Funds - Disruptive Growth		6.00%
Swedbank Robur Kapitalinvest		3.67%
GAM Star Fund Plc - Worldwide ..		3.42%
Nationwide Global Sustainable ..		3.05%
Acatis Aktien Global Fonds UI		2.57%
S&W Aubrey Capital Mgmt. Invnt...		-10.72%
Baron Global Advantage Fund		-10.76%
Ninety One Glb. Strat. Fd. - Glob..		-11.62%
Ninety One Glb. Strat. Fd. - Glob..		-11.89%
Artisan Global Equity Fund		-12.35%
Castle Focus Fund		-14.67%
Touchstone Strategic Trust - Na..		-40.47%

Ave Wgt Δ	Funds Invested Δ	Fund Flows, \$	Av Wgt vs ACWI Δ	Funds O/W % Δ
-2.48%	0.00%	(\$17,186M)	-0.46%	-1.40%



Aggregate Stock Holdings Changes

Ticker	Stock Name	Funds Invested % Δ	Average Weight Δ	Fund Flows, \$
FICD-US	Fair Isaac Corporation	3.07%	0.02%	(\$16M)
HRB-US	H&R Block, Inc.	2.79%	0.00%	\$16M
TSLA-US	Tesla Inc	2.79%	-0.10%	(\$2,154M)
HUM-US	Humana Inc.	2.79%	0.00%	(\$207M)
CI-US	Cigna Corporation	2.79%	0.02%	(\$325M)
UNH-US	UnitedHealth Group Incorporat..	2.79%	-0.08%	\$120M
MAR-US	Marriott International, Inc. Cla..	2.51%	0.02%	\$17M
EXR-US	Extra Space Storage Inc.	-2.79%	-0.01%	(\$11M)
INTC-US	Intel Corporation	-2.79%	-0.06%	(\$173M)
ADBE-US	Adobe Incorporated	-2.79%	-0.06%	(\$844M)
Y-US	Alleghany Corporation	-3.07%	-0.02%	(\$335M)
MU-US	Micron Technology, Inc.	-3.35%	-0.02%	(\$242M)
HPQ-US	HP Inc.	-3.35%	-0.02%	(\$93M)
META-US	Meta Platforms Inc. Class A	-7.54%	-0.11%	(\$348M)

Largest Fund Flows, \$

Fund Name	New or Cl..	Flow
Guinness Asset Mgmt. Fund Plc..		\$605M
JPMorgan Investment Funds - ..		\$466M
Old Westbury Large Cap Strate..		\$456M
St. James's Place Unit Trust - G..		\$329M
JPMorgan Investment Funds - ..		\$317M
Falksams LO Varlden		\$305M
Dodge & Cox Global Stock Fund		\$276M
UniFavorit: Aktien		(\$648M)
DWS Top Dividende		(\$692M)
First Eagle Global Fund		(\$839M)
American Funds Capital World ..		(\$1,269M)
St. James's Place International..		(\$1,498M)
Fidelity Series Intrinsic Opportu..		(\$1,941M)
American Funds New Perspecti..		(\$4,384M)

Largest Fund Level Changes in Stock Weight, %

Fund Name	Stock Name	New ..	Change
Quilter Investors Series I - Global ..	Microsoft Corporation	New	6.50%
Quilter Investors Series I - Global ..	Steel Dynamics, Inc.	New	5.99%
Quilter Investors Series I - Global ..	Reliance Steel & Aluminu..	New	5.34%
Quilter Investors Series I - Global ..	Amazon.com, Inc.	New	5.00%
Quilter Investors Series I - Global ..	HCA Healthcare Inc	New	4.46%
Eaton Vance Focused Global Oppor..	JPMorgan Chase & Co.	New	4.11%
Quilter Investors Series I - Global ..	Progressive Corporation	New	3.91%
American Century Focused Global ..	Alphabet Inc. Class A	Close	-4.99%
Sanlam Universal Fds. Plc - Global ..	Elevance Health, Inc.	Close	-5.11%
Quilter Investors Series I - Global ..	NOV Inc.	Close	-5.44%
Quilter Investors Series I - Global ..	Bank of America Corp	Close	-5.59%
PGIM Jennison Global Opportuni..	Tesla Inc		-5.97%
Longleaf Partners Global Fund	Lumen Technologies, Inc.		-6.40%
Quilter Investors Series I - Global ..	McKesson Corporation	Close	-9.92%

Sector Holding Changes: [Funds Invested Δ] / [Ave Wgt Δ] / Fund Flows, \$

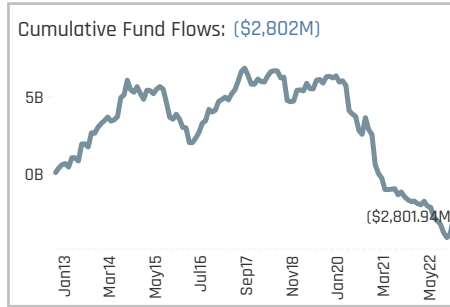
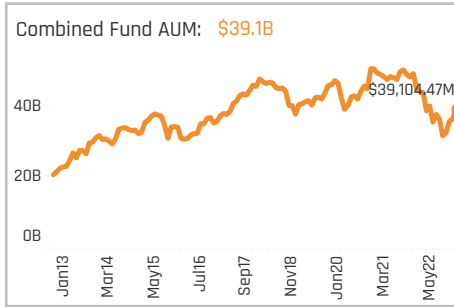
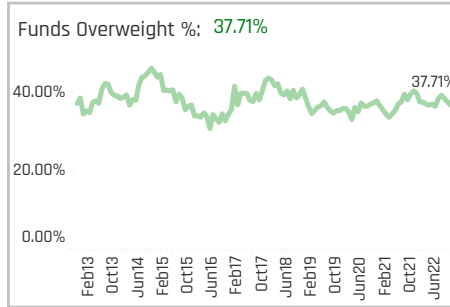
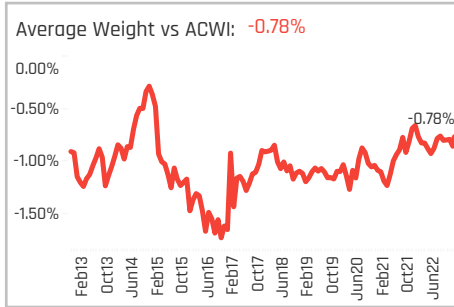
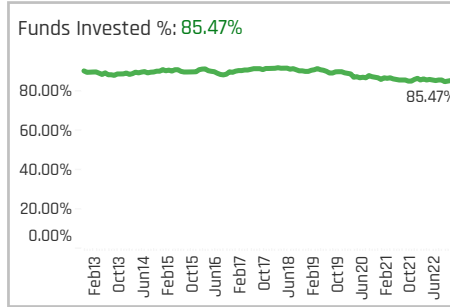
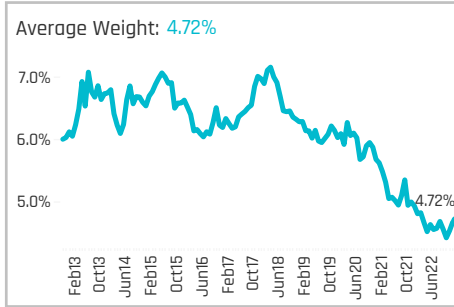
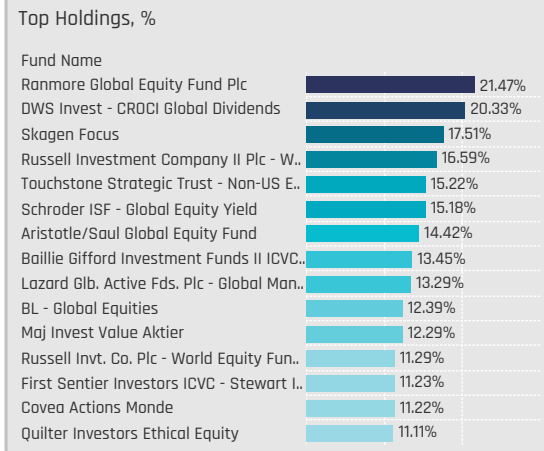
Sector	Change	Flow
Utilities	0.84%	\$697M
Financials	0.56%	(\$2,853M)
Energy	0.56%	(\$578M)
Industrials	0.56%	(\$203M)
Real Estate	0.00%	(\$695M)
Multi	0.00%	\$0M
Information Technology	0.00%	(\$3,755M)
Consumer Staples	0.00%	(\$1,190M)
Health Care	-0.56%	(\$730M)
Materials	-0.84%	\$19M
Communication Services	-0.84%	(\$2,817M)
Consumer Discretionary	-3.42%	(\$5,081M)

Largest Changes in Fund Sector Weight, %

Fund Name	New o..	Sector	Change
Quilter Investors Series I - Global Un..	New	Materials	11.34%
Quilter Investors Series I - Global Un..		Information Technology	11.08%
Quilter Investors Series I - Global Un..		Consumer Discretionary	10.69%
Fidelity Inv. Trust - Worldwide Fund		Financials	10.38%
GAM Funds - Disruptive Growth		Information Technology	6.04%
Fidelity Invnt. Funds - Global Focus F..		Health Care	5.61%
American Century Focused Global G..	New	Materials	5.35%
Castle Focus Fund		Financials	-7.43%
Artemis Global Select Fund		Information Technology	-7.61%
Touchstone Strategic Trust - Non-U..		Health Care	-8.20%
DWS Invest - CROCI Global Dividends		Health Care	-9.25%
PGIM Jennison Global Opportunities..		Consumer Discretionary	-9.31%
Touchstone Strategic Trust - Non-U..		Financials	-9.33%
Touchstone Strategic Trust - Non-U..		Information Technology	-11.23%

Largest Fund Level Stock Inflows/Outflows, \$

Fund Name	Stock Name	New..	Flow
Old Westbury Large Cap Strategies..	Financial Sector Sector S..	New	\$533M
American Funds New Perspective F..	Alynham Pharmaceuticals..		\$310M
American Funds New Perspective F..	Synopsis, Inc.	New	\$295M
American Funds Capital World Gro..	Boeing Company		\$292M
American Funds Capital World Gro..	UnitedHealth Group Incor..		\$281M
American Funds Capital World Gro..	Gilead Sciences, Inc.		\$279M
American Funds New Perspective F..	Morgan Stanley		\$278M
Morgan Stanley Invnt. Fds. - Global ..	Philip Morris Internationa..		(\$395M)
American Funds Capital World Gro..	CME Group Inc. Class A		(\$435M)
American Funds New Perspective F..	Adobe Incorporated		(\$579M)
American Funds New Perspective F..	Alphabet Inc. Class A		(\$640M)
American Funds New Perspective F..	Alphabet Inc. Class C		(\$650M)
American Funds New Perspective F..	Amazon.com, Inc.		(\$873M)
American Funds New Perspective F..	Tesla Inc		(\$2,241M)



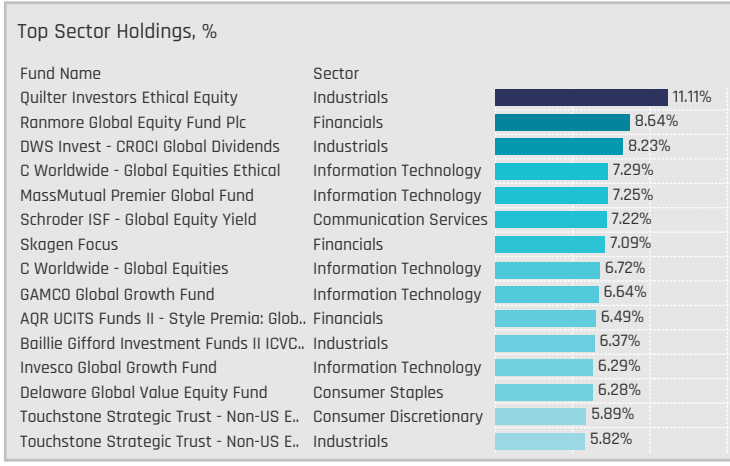
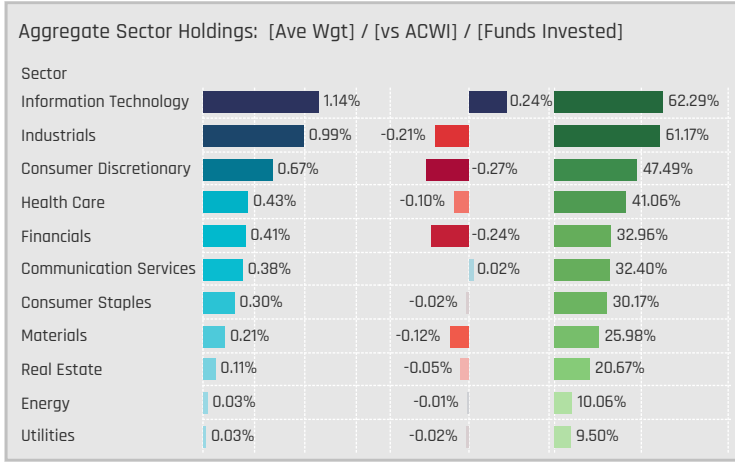
Aggregate Stock Holdings Data, Ranked by Most Widely Held.

Ticker	Stock Name	Funds Invested %	Average Weight	Vs Benchmark	Fund AUM, \$
6861-JP	Keyence Corporation	25.14%	0.37%	0.21%	\$3,298M
6758-JP	Sony Corporation	0.56%	0.01%	0.01%	\$5M
	Sony Group Corporation	21.79%	0.25%	0.07%	\$2,062M
9432-JP	Nippon Telegraph and Teleph..	20.67%	0.14%	0.08%	\$1,118M
9433-JP	KDDI Corporation	16.20%	0.11%	0.03%	\$789M
7974-JP	Nintendo Co., Ltd.	14.25%	0.11%	0.01%	\$565M
7741-JP	HOYA CORPORATION	14.25%	0.15%	0.09%	\$838M
8035-JP	Tokyo Electron Ltd.	12.57%	0.10%	0.00%	\$1,300M
7203-JP	Toyota Motor Corp.	11.73%	0.09%	-0.17%	\$838M
6098-JP	Recruit Holdings Co., Ltd.	11.45%	0.10%	0.03%	\$1,026M
4063-JP	Shin-Etsu Chemical Co Ltd	11.45%	0.09%	0.01%	\$1,433M
8001-JP	Itochu Corporation	10.89%	0.05%	-0.02%	\$182M
6367-JP	DAIKIN INDUSTRIES, LTD.	10.89%	0.09%	0.00%	\$1,241M
7267-JP	Honda Motor Co., Ltd.	10.61%	0.05%	0.00%	\$427M
4502-JP	Takeda Pharmaceutical Co. Lt..	10.61%	0.06%	-0.01%	\$516M



Top Stock Holdings, %

Fund Name	Ticker	Stock Name	Weight
C Worldwide - Global Equities Ethical	6758-JP	Sony Group Corporati..	4.50%
Maj Invest Value Aktier	6758-JP	Sony Group Corporati..	4.44%
GAMCO Global Growth Fund	6861-JP	Keyence Corporation	4.24%
Maj Invest Value Aktier	9984-JP	SoftBank Group Corp.	4.21%
Sands Capital Funds Plc - Global Growt..	6861-JP	Keyence Corporation	4.12%
Harbor Global Leaders Fund	6861-JP	Keyence Corporation	4.01%
Sands Capital Funds Plc - Global Leade..	6861-JP	Keyence Corporation	3.96%
C Worldwide - Global Equities	6758-JP	Sony Group Corporati..	3.93%
T Rowe Price Global Stock Fund	4568-JP	Daiichi Sankyo Compa..	3.85%
Aberdeen Std. OEIC II - ASI Global Unco..	6758-JP	Sony Group Corporati..	3.84%
Quilter Investors Series I - Global Unco..	8316-JP	Sumitomo Mitsui Fin..	3.79%
John Hancock Funds II - Global Equity F..	8316-JP	Sumitomo Mitsui Fin..	3.78%
Value Square Fund - Equity World	6201-JP	Toyota Industries Corp.	3.66%
Touchstone Strategic Trust - Non-US E..	6758-JP	Sony Group Corporati..	3.51%
LF Liontrust Investment Funds III - Gla..	9984-JP	SoftBank Group Corp.	3.49%



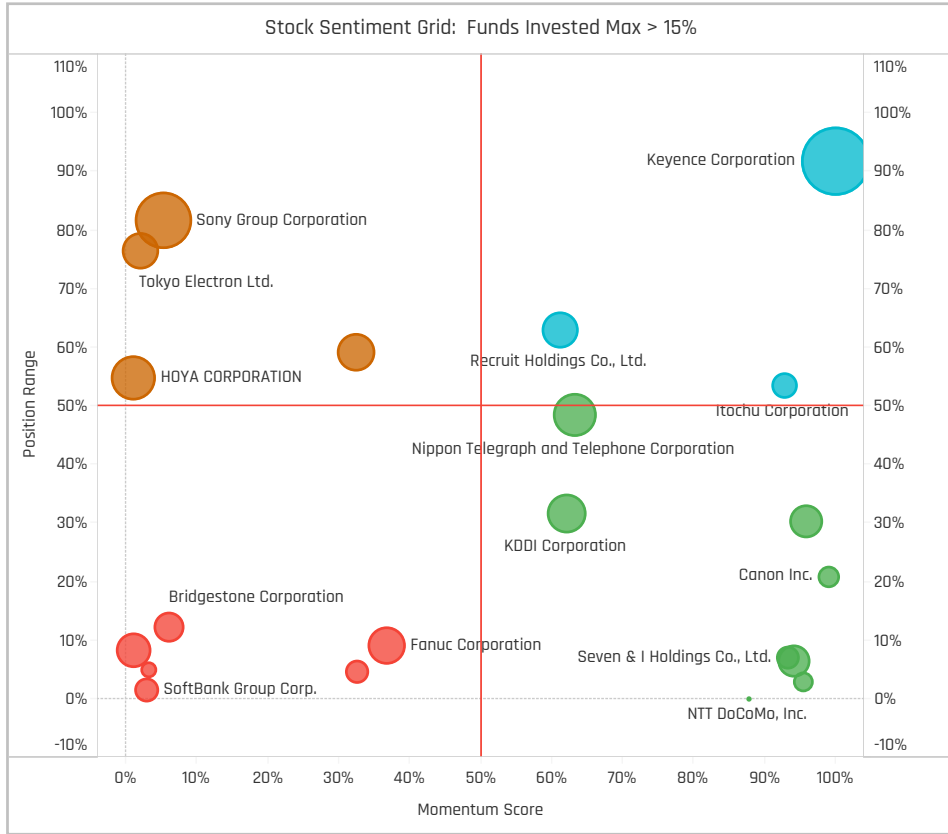
Top Stock Holdings, \$

Fund Name	Ticker	Stock Name	Value
American Funds Capital World Growth ..	8035-JP	Tokyo Electron Ltd.	\$735M
American Funds Capital World Growth ..	4568-JP	Daiichi Sankyo Company..	\$635M
American Funds New Perspective Fund	4063-JP	Shin-Etsu Chemical Co L..	\$620M
American Funds Capital World Growth ..	6098-JP	Recruit Holdings Co., Ltd.	\$601M
American Funds New Perspective Fund	8031-JP	Mitsui & Co.,Ltd	\$505M
American Funds New Perspective Fund	6367-JP	DAIKIN INDUSTRIES, LTD.	\$497M
First Eagle Global Fund	6954-JP	Fanuc Corporation	\$479M
DWS Top Dividende	9432-JP	Nippon Telegraph and T..	\$437M
American Funds Capital World Growth ..	3382-JP	Seven & I Holdings Co., L..	\$382M
First Eagle Global Fund	9735-JP	Secom Co., Ltd.	\$376M
American Funds New Perspective Fund	6861-JP	Keyence Corporation	\$363M
American Funds Capital World Growth ..	9434-JP	SoftBank Corp.	\$362M
First Eagle Global Fund	8725-JP	MS&AD Insurance Group..	\$358M
American Funds Capital World Growth ..	6758-JP	Sony Group Corporation	\$354M
American Funds Capital World Growth ..	4063-JP	Shin-Etsu Chemical Co L..	\$339M

Largest Changes in Fund Weight, %

Fund Name	New or C..	Change
Quilter Investors Series I - Globa..	New	7.87%
Touchstone Strategic Trust - No..		6.80%
BlackRock Global Funds - Syste..		4.30%
Covea Actions Monde		4.30%
Robeco Capital Gr. Fds. - QI Glob..		3.58%
JPMorgan Funds - Global Growt..		3.01%
Kepler Risk Select Aktienfonds		2.70%
Threadneedle (Lux) - Global Fac..		-1.95%
Invesco Global Growth Fund		-1.99%
DPAM B - Equities World Sustai..	Close	-2.04%
Schroder ISF - Global Equity Yield		-2.31%
UniGlobal II		-2.47%
UniGlobal		-2.61%
Fidelity Series Intrinsic Opportu..		-3.59%

Ave Wgt Δ	Funds Invested Δ	Fund Flows, \$	Av Wgt vs ACWI Δ	Funds O/W % Δ
0.12%	0.00%	\$178M	0.00%	-0.56%



Aggregate Stock Holdings Changes

Ticker	Stock Name	Funds Invested % Δ	Average Weight Δ	Fund Flows, \$
6861-JP	Keyence Corporation	2.51%	0.09%	\$170M
7751-JP	Canon Inc.	1.96%	0.00%	\$15M
9531-JP	TOKYO GAS Co., Ltd.	1.40%	0.01%	\$5M
6963-JP	Rohm Co., Ltd.	1.40%	0.00%	(\$2M)
4568-JP	Daiichi Sankyo Company, Limit..	1.40%	0.01%	\$34M
4502-JP	Takeda Pharmaceutical Co. Ltd.	1.40%	0.00%	\$278M
8766-JP	Tokio Marine Holdings, Inc.	1.12%	0.00%	\$101M
5020-JP	ENEOS Holdings, Inc.	-1.12%	0.00%	(\$3M)
7735-JP	SCREEN Holdings Co., Ltd	-1.40%	0.00%	(\$3M)
9532-JP	Osaka Gas Co., Ltd.	-1.68%	0.00%	(\$2M)
6981-JP	Murata Manufacturing Co., Ltd.	-1.68%	-0.01%	(\$60M)
7741-JP	HOYA CORPORATION	-1.68%	0.00%	(\$137M)
9613-JP	NTT DATA Corporation	-2.23%	0.00%	(\$8M)
8035-JP	Tokyo Electron Ltd.	-3.91%	0.00%	(\$420M)

Largest Fund Flows, \$

Fund Name	New or Cl..	Flow
American Funds Capital World ..		\$1,241M
Franklin Mutual Ser. Fds. - Glob..		\$162M
BlackRock Global Funds - Syste..		\$157M
Robeco Capital Gr. Fds. - BP Glo..		\$126M
PGIM Jennison Global Opportun..	New	\$110M
Fidelity Funds SICAV - Global Di..		\$97M
Handelsbanken Global Tema		\$80M
Templeton Growth Fund Inc.		(\$80M)
Old Westbury Large Cap Strate..		(\$101M)
Dodge & Cox Global Stock Fund		(\$101M)
First Eagle Global Fund		(\$135M)
St. James's Place International..		(\$179M)
UniGlobal		(\$290M)
Fidelity Series Intrinsic Opportu..		(\$419M)

Largest Fund Level Changes in Stock Weight, %

Fund Name	Stock Name	New ..	Change
Quilter Investors Series I - Global ..	Sumitomo Mitsui Financi..	New	3.79%
Quilter Investors Series I - Global ..	Bridgestone Corporation	New	2.91%
PGIM Jennison Global Opportunite..	Keyence Corporation	New	2.62%
Alger Global Focus Fund	Keyence Corporation	New	2.59%
Allianz Interglobal	Keyence Corporation	New	2.24%
Touchstone Strategic Trust - Non-..	Tokyo Electron Ltd.	New	2.21%
DWS Invest - CROCI Global Dividen..	Shin-Etsu Chemical Co Ltd	New	2.20%
Threadneedle (Lux) - Global Focus ..	HOYA CORPORATION	Close	-1.84%
DWS Invest - CROCI Global Dividen..	TDK Corporation	Close	-1.91%
Baillie Gifford Investment Funds II ..	SoftBank Group Corp.	Close	-1.94%
DWS Invest - CROCI Global Dividen..	Bridgestone Corporation	Close	-2.12%
Wasatch Global Value Fund	Suntory Beverage & Foo..	Close	-2.18%
CT (Irl) III PLC - Multi-Strategy Glo..	Nippon Telegraph and Tel..		-2.32%
Acatis Aktien Global Funds UI	NEXON Co., Ltd.	Close	-2.46%

Sector Holding Changes: [Funds Invested Δ] / [Ave Wgt Δ] / Fund Flows, \$

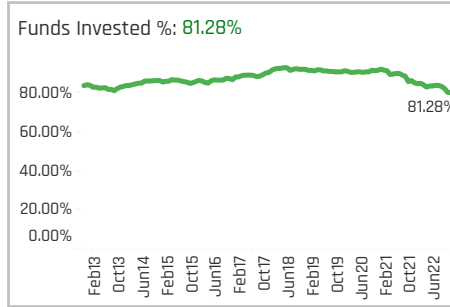
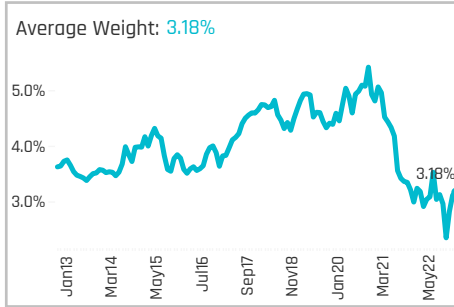
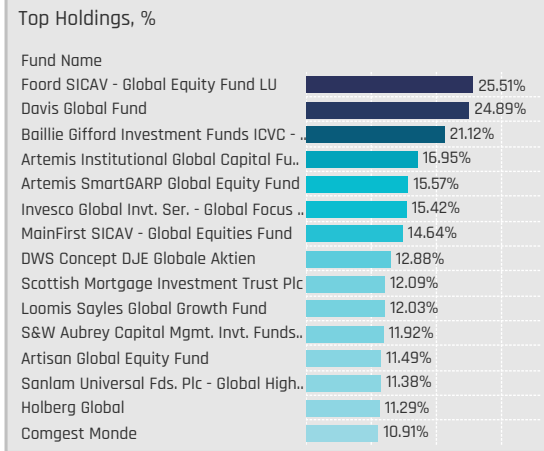
Sector	Change	Flow
Financials	0.55%	\$187M
Consumer Staples	0.84%	\$364M
Energy	0.84%	\$22M
Information Technology	0.28%	\$195M
Utilities	0.00%	\$5M
Multi	0.00%	
Real Estate	-0.56%	(\$44M)
Health Care	-0.84%	\$122M
Consumer Discretionary	-0.84%	(\$280M)
Communication Services	-0.84%	(\$251M)
Industrials	-1.12%	(\$623M)
Materials	-1.68%	\$481M

Largest Changes in Fund Sector Weight, %

Fund Name	New o..	Sector	Change
DWS Invest - CROCI Global Dividends	New	Materials	4.20%
Touchstone Strategic Trust - Non-U..		Industrials	3.93%
Quilter Investors Series I - Global Un..	New	Financials	3.79%
Quilter Investors Series I - Global Un..	New	Consumer Discretionary	2.91%
DWS Invest - CROCI Global Dividends		Industrials	2.66%
PGIM Jennison Global Opportunitie..	New	Information Technology	2.62%
Alger Global Focus Fund	New	Information Technology	2.59%
DWS Invest - CROCI Global Dividends		Information Technology	-2.07%
GAMCO Global Growth Fund		Industrials	-2.09%
Fidelity Series Intrinsic Opportunitie..		Industrials	-2.14%
DWS Invest - CROCI Global Dividends		Consumer Discretionary	-2.16%
JPMorgan Funds - Global Focus Fund	Close	Consumer Discretionary	-2.21%
Acatis Aktien Global Funds UI	Close	Communication Services	-2.46%
MassMutual Premier Global Fund		Industrials	-2.63%

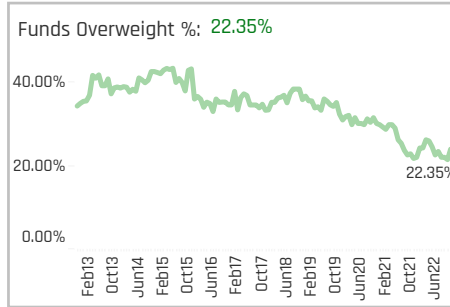
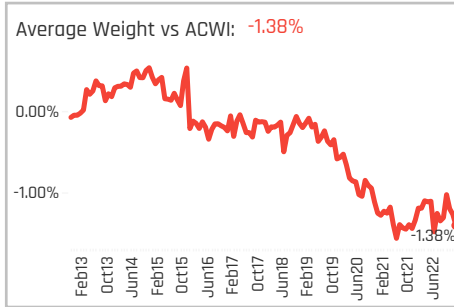
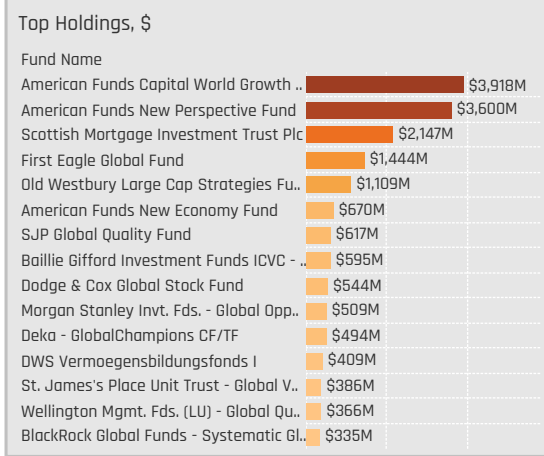
Largest Fund Level Stock Inflows/Outflows, \$

Fund Name	Stock Name	New..	Flow
American Funds Capital World Gro..	Recruit Holdings Co., Ltd.		\$385M
American Funds Capital World Gro..	Takeda Pharmaceutical Co..	New	\$269M
American Funds Capital World Gro..	Mitsui & Co.,Ltd	New	\$253M
American Funds Capital World Gro..	Seven & I Holdings Co., Lt..		\$183M
American Funds Capital World Gro..	Shin-Etsu Chemical Co Ltd		\$159M
Franklin Mutual Ser. Fds. - Global Di..	DENSO CORPORATION	New	\$154M
American Funds Capital World Gro..	Shionogi & Co., Ltd.	New	\$153M
Templeton Growth Fund Inc.	Fujitsu Limited	Close	(\$94M)
American Funds Capital World Gro..	Fujitsu Limited		(\$99M)
American Funds New Perspective F..	SMC Corporation		(\$102M)
American Funds New Perspective F..	M3, Inc.	Close	(\$103M)
American Funds New Perspective F..	Keyence Corporation		(\$106M)
Old Westbury Large Cap Strategies..	Sony Group Corporation		(\$106M)
American Funds Capital World Gro..	Tokyo Electron Ltd.		(\$335M)



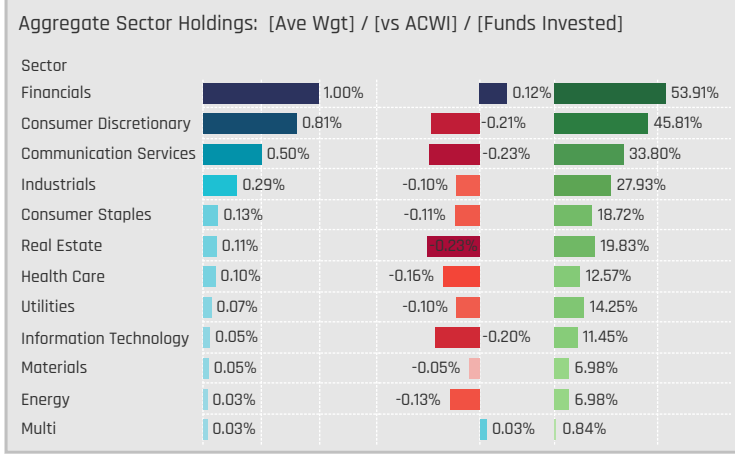
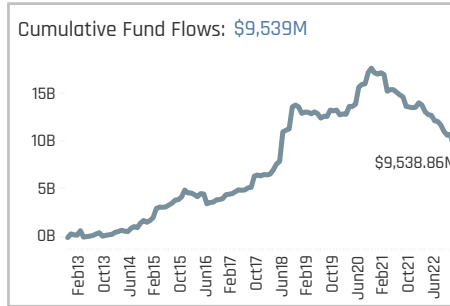
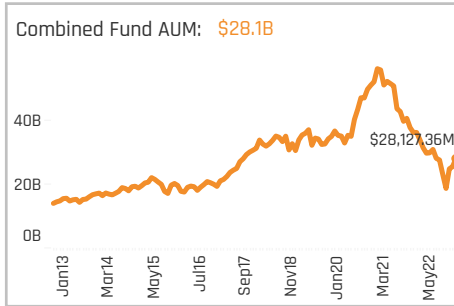
Aggregate Stock Holdings Data, Ranked by Most Widely Held.

Ticker	Stock Name	Funds Invested %	Average Weight	Vs Benchmark	Fund AUM, \$
1299-HK	AIA Group Limited	35.75%	0.66%	0.43%	\$5,129M
700-HK	Tencent Holdings Ltd.	20.67%	0.30%	-0.20%	\$2,737M
9988-HK	Alibaba Group Holding Ltd.	19.83%	0.27%	-0.08%	\$2,761M
JD-US	JD.com, Inc. Sponsored ADR C..	10.34%	0.10%	0.01%	\$827M
388-HK	Hong Kong Exchanges & Clear..	8.66%	0.06%	-0.03%	\$352M
2318-HK	Ping An Insurance (Group) Co..	8.38%	0.10%	0.01%	\$1,059M
1-HK	CK Hutchison Holdings Ltd	8.38%	0.04%	0.01%	\$77M
823-HK	Link Real Estate Investment T..	7.82%	0.03%	0.01%	\$188M
669-HK	Techtronic Industries Co., Ltd.	7.54%	0.06%	0.04%	\$556M
NTESF-US	NetEase, Inc.	7.26%	0.10%	0.04%	\$1,058M
3690-HK	Meituan Class B	7.26%	0.08%	-0.08%	\$1,293M
939-HK	China Construction Bank Corp..	6.42%	0.04%	-0.06%	\$208M
6823-HK	HKT Trust and HKT Ltd	6.42%	0.02%	0.02%	\$104M
1398-HK	Industrial and Commercial Ba..	6.15%	0.02%	-0.03%	\$82M
1113-HK	CK Asset Holdings Limited	6.15%	0.02%	-0.01%	\$316M



Top Stock Holdings, %

Fund Name	Ticker	Stock Name	Weight
Eaton Vance Richard Bernstein Equity ..	MCHI-US	iShares MSCI China ET..	8.49%
Davis Global Fund	2318-HK	Ping An Insurance (Gr..	6.52%
Holberg Global	2318-HK	Ping An Insurance (Gr..	6.10%
Invesco Global Invnt. Ser. - Global Focus ..	700-HK	Tencent Holdings Ltd.	5.65%
Ariel Global Fund	BIDU-US	Baidu Inc Sponsored ..	5.63%
Longleaf Partners Global Fund	200-HK	Melco International D..	5.21%
Sands Capital Funds Plc - Global Leade..	1299-HK	AIA Group Limited	5.20%
Holberg Global	700-HK	Tencent Holdings Ltd.	5.19%
Baillie Gifford Investment Funds ICVC - ..	PDD-US	Pinduoduo, Inc. Spons..	5.14%
GuardCap UCITS Funds Plc - Global Equ..	YUMC-US	Yum China Holdings, I..	5.06%
Invesco Global Invnt. Ser. - Global Equity..	1299-HK	AIA Group Limited	5.05%
RBC Global Opportunities Fund	1299-HK	AIA Group Limited	4.96%
Artisan Global Opportunities Fund	669-HK	Techtronic Industries ..	4.91%
Schoellerbank Aktienfonds Value	1299-HK	AIA Group Limited	4.74%
Artisan Global Discovery Fund	669-HK	Techtronic Industries ..	4.72%



Top Sector Holdings, %

Fund Name	Sector	Weight
Foord SICAV - Global Equity Fund LU	Consumer Discretionary	15.24%
Davis Global Fund	Financials	10.76%
Longleaf Partners Global Fund	Consumer Discretionary	8.75%
Artisan Global Equity Fund	Consumer Discretionary	8.68%
Baillie Gifford Investment Funds ICVC - ..	Consumer Discretionary	8.53%
Eaton Vance Richard Bernstein Equity ..	Multi	8.49%
MainFirst SICAV - Global Equities Fund	Consumer Discretionary	8.04%
Foord SICAV - Global Equity Fund LU	Communication Services	7.45%
Davis Global Fund	Consumer Discretionary	7.35%
Columbia International Dividend Incom..	Financials	7.18%
GAM Funds - Disruptive Growth	Consumer Discretionary	7.09%
Baillie Gifford Investment Funds ICVC - ..	Industrials	6.92%
Artemis Institutional Global Capital Fu..	Financials	6.87%
Sanlam Universal Fds. Plc - Global High..	Communication Services	6.74%
SEB Fund 1 - Global Climate Opportunit..	Real Estate	6.47%

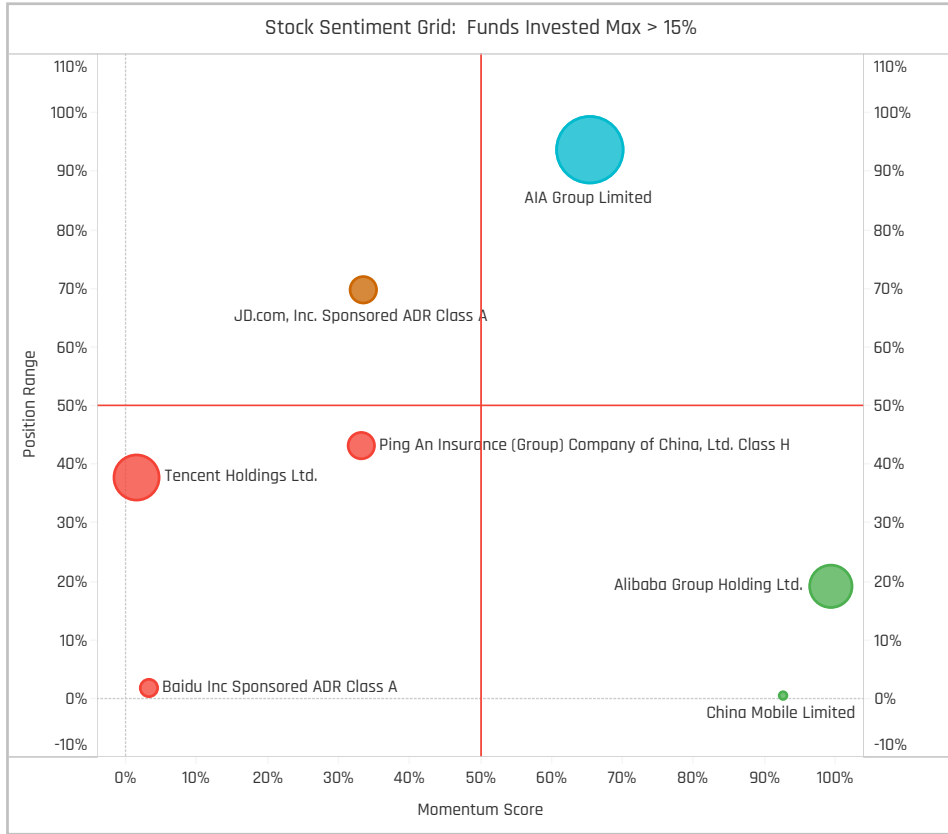
Top Stock Holdings, \$

Fund Name	Ticker	Stock Name	Value
American Funds New Perspective Fund	1299-HK	AIA Group Limited	\$1,564M
American Funds Capital World Growth ..	1299-HK	AIA Group Limited	\$876M
Scottish Mortgage Investment Trust Plc	700-HK	Tencent Holdings Ltd.	\$634M
American Funds New Perspective Fund	BGNE-US	BeiGene Ltd Sponsored ..	\$621M
Scottish Mortgage Investment Trust Plc	3690-HK	Meituan Class B	\$575M
First Eagle Global Fund	9988-HK	Alibaba Group Holding L..	\$477M
American Funds Capital World Growth ..	2318-HK	Ping An Insurance (Grou..	\$476M
American Funds Capital World Growth ..	600519-C..	Kweichow Moutai Co., Lt..	\$460M
Scottish Mortgage Investment Trust Plc	PDD-US	Pinduoduo, Inc. Spons..	\$457M
First Eagle Global Fund	J36-SG	Jardine Matheson Holdi..	\$374M
American Funds Capital World Growth ..	NTESF-US	NetEase, Inc.	\$363M
American Funds New Perspective Fund	700-HK	Tencent Holdings Ltd.	\$355M
American Funds New Economy Fund	1299-HK	AIA Group Limited	\$307M
SJP Global Quality Fund	1299-HK	AIA Group Limited	\$300M
Morgan Stanley Invnt. Fds. - Global Opp..	3690-HK	Meituan Class B	\$298M

Largest Changes in Fund Weight, %

Fund Name	New or C..	Change
Artisan Global Equity Fund		7.51%
GAM Funds - Disruptive Growth		5.25%
Holberg Global		3.82%
SEB Fund 1 - Global Climate Opp..		3.50%
MainFirst SICAV - Global Equitie..		3.36%
Invesco Global Invnt. Ser. - Global..		3.07%
Eaton Vance Richard Bernstein ..		2.83%
HSBC GIF - Global Equity Volatili..		-2.67%
Brown Advisory Global Leaders ..		-3.45%
Alger Global Focus Fund		-3.48%
Baillie Gifford Investment Funds..		-3.93%
Nlnety One Glb. Strat. Fd. - Glob..		-4.50%
Quilter Investors Series I - Globa.. Close		-5.71%
JOHCM Umbrella Fund Plc - Glob.. Close		-6.06%

Ave Wgt Δ	Funds Invested Δ	Fund Flows, \$	Av Wgt vs ACWI Δ	Funds O/W % Δ
0.13%	-2.79%	(\$2,558M)	-0.15%	-1.12%



Aggregate Stock Holdings Changes

Ticker	Stock Name	Funds Invested % Δ	Average Weight Δ	Fund Flows, \$
19-HK	Swire Pacific Limited Class A	1.68%	0.00%	\$5M
288-HK	WH Group Ltd. (HK)	1.68%	0.00%	\$5M
1-HK	CK Hutchison Holdings Ltd	1.68%	0.00%	\$19M
9988-HK	Alibaba Group Holding Ltd.	1.40%	0.06%	(\$89M)
2015-HK	Li Auto, Inc. Class A	0.84%	0.00%	\$34M
17-HK	New World Development Co. L..	0.84%	0.00%	\$4M
669-HK	Techtronic Industries Co., Ltd.	0.56%	0.01%	\$30M
2388-HK	BOC Hong Kong (Holdings) Lim..	-0.84%	0.00%	\$0M
867-HK	China Medical System Holding..	-1.12%	0.00%	(\$2M)
2319-HK	China Mengniu Dairy Co., Ltd.	-1.40%	-0.01%	(\$27M)
1308-HK	SITC International Holdings Co..	-1.40%	0.00%	\$1M
2-HK	CLP Holdings Limited	-1.40%	-0.01%	(\$10M)
700-HK	Tencent Holdings Ltd.	-1.96%	0.00%	(\$301M)
2318-HK	Ping An Insurance (Group) Co..	-2.51%	0.01%	(\$159M)

Largest Fund Flows, \$

Fund Name	New or Cl..	Flow
American Funds New Perspecti..		\$257M
St. James's Place Unit Trust - G..		\$86M
BlackRock Global Funds - Syste..		\$74M
First Eagle Global Fund		\$44M
Vontobel Fund - Global Equity		\$41M
Deka - DividendenStrategie	New	\$33M
DNB Global (IV)	New	\$30M
UniGlobal	Close	(\$137M)
DWS Top Dividende	Close	(\$142M)
Baillie Gifford Investment Fund..		(\$163M)
St. James's Place International..		(\$163M)
Scottish Mortgage Investment ..		(\$372M)
American Funds New Economy ..		(\$399M)
American Funds Capital World ..		(\$726M)

Largest Fund Level Changes in Stock Weight, %

Fund Name	Stock Name	New ..	Change
GAM Funds - Disruptive Growth	Alibaba Group Holding Lt..	New	3.18%
Artisan Global Equity Fund	Alibaba Group Holding Lt..	New	3.14%
Eaton Vance Richard Bernstein Eq..	iShares MSCI China ETF		2.96%
Thornburg Global Opportunities Fu..	iShares China Large-Cap ..	New	2.85%
S&W Aubrey Capital Mgmt. Invnt. F..	DiDi Global Inc. Sponsore..	New	2.77%
Baillie Gifford Investment Funds IC..	Pinduoduo, Inc. Sponsore..		2.55%
MainFirst SICAV - Global Equities F..	Pinduoduo, Inc. Sponsore..	New	2.51%
JOHCM Umbrella Fund Plc - Global ..	Tencent Holdings Ltd.	Close	-1.97%
S&W Aubrey Capital Mgmt. Invnt. F..	JD Health International, I..	Close	-2.02%
Nlnety One Glb. Strat. Fd. - Global ..	Tencent Holdings Ltd.	Close	-2.22%
Quilter Investors Series I - Global ..	Tencent Holdings Ltd.	Close	-2.26%
JOHCM Umbrella Fund Plc - Global ..	Hong Kong Exchanges & ..	Close	-2.30%
Brown Advisory Funds Plc - Global ..	Tencent Holdings Ltd.	Close	-2.71%
Brown Advisory Global Leaders Fu..	Tencent Holdings Ltd.	Close	-3.43%

Sector Holding Changes: [Funds Invested Δ] / [Ave Wgt Δ] / Fund Flows, \$

Sector	Change	Flow
Consumer Discretionary	1.12%	\$229M
Consumer Staples	0.56%	(\$135M)
Multi	0.00%	\$14M
Energy	-0.28%	(\$15M)
Health Care	-0.84%	(\$168M)
Utilities	-0.84%	(\$250M)
Real Estate	-1.12%	(\$220M)
Financials	-1.12%	(\$67M)
Information Technology	-1.68%	(\$40M)
Materials	-1.68%	\$9M
Industrials	-1.68%	(\$249M)
Communication Services	-2.75%	(\$409M)

Largest Changes in Fund Sector Weight, %

Fund Name	New a..	Sector	Change
Artisan Global Equity Fund		Consumer Discretionary	7.69%
SEB Fund 1 - Global Climate Opportu..		Real Estate	5.83%
GAM Funds - Disruptive Growth		Consumer Discretionary	5.53%
S&W Aubrey Capital Mgmt. Invnt. Fu..		Consumer Discretionary	4.99%
Eaton Vance Richard Bernstein Equi..		Multi	2.96%
S&W Aubrey Capital Mgmt. Invnt. Fu..		Industrials	2.88%
Thornburg Global Opportunities Fund	New	Financials	2.85%
Nlnety One Glb. Strat. Fd. - Global V..	Close	Communication Services	-2.22%
Quilter Investors Series I - Global Un..	Close	Communication Services	-2.26%
JOHCM Umbrella Fund Plc - Global S..	Close	Financials	-2.30%
Baillie Gifford Investment Funds II I..		Consumer Discretionary	-2.58%
Brown Advisory Funds Plc - Global L..	Close	Communication Services	-2.71%
Brown Advisory Global Leaders Fund	Close	Communication Services	-3.43%
S&W Aubrey Capital Mgmt. Invnt. Fu..	Close	Consumer Staples	-3.95%

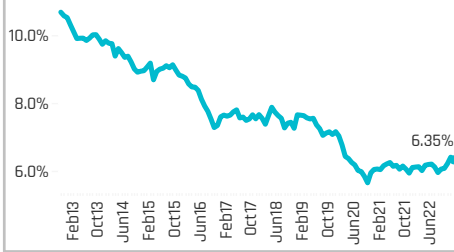
Largest Fund Level Stock Inflows/Outflows, \$

Fund Name	Stock Name	New..	Flow
American Funds New Perspective F..	Tencent Holdings Ltd.	New	\$303M
T Rowe Price Global Stock Fund	AIA Group Limited	New	\$92M
American Funds Capital World Gro..	Li Ning Company Limited	New	\$87M
American Funds Capital World Gro..	JD.com, Inc. Sponsored A..		\$77M
American Funds New Perspective F..	Sands China Ltd.		\$67M
St. James's Place Unit Trust - Glob..	Galaxy Entertainment Gr..		\$50M
Vontobel Fund - Global Equity	Hong Kong Exchanges & ..	New	\$44M
American Funds Capital World Gro..	Hong Kong Exchanges & ..		(\$122M)
UniGlobal	AIA Group Limited	Close	(\$137M)
DWS Top Dividende	Ping An Insurance (Group..	Close	(\$142M)
American Funds Capital World Gro..	Midea Group Co. Ltd. Clas..		(\$181M)
Scottish Mortgage Investment Trus..	Alibaba Group Holding Lt..		(\$186M)
Scottish Mortgage Investment Trus..	Tencent Holdings Ltd.		(\$187M)
American Funds New Economy Fund	ENN Energy Holdings Lim..		(\$210M)

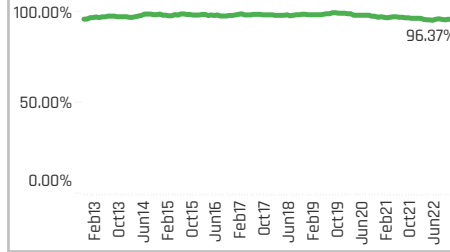
Top Holdings, %

Fund Name	Weight (%)
BL - Equities Dividend	25.04%
Kempen Global High Dividend Fund NV	23.06%
Schroder ISF - Global Equity Yield	22.70%
Ninety One Glob. Strat. Fd. - Global Valu..	22.14%
Janus Henderson Global Equity Fund	20.09%
Sanlam Universal Fds. Plc - Global High..	19.03%
ASN Beleggingsfondsen UCITS NV - Du..	18.85%
Causeway Global Value Fund	18.38%
Jupiter Global Fund (The) - Global Valu..	17.83%
BlackRock Global Dividend Portfolio	17.46%
Premier Miton Global Sustainable Grow..	17.14%
Sarasin Funds ICVC - Global Dividend F..	17.13%
Columbia International Dividend Incom..	16.84%
Baring Global Umbrella Fund - Global L..	16.74%
BNY Mellon Global Equity Income Fund	16.30%

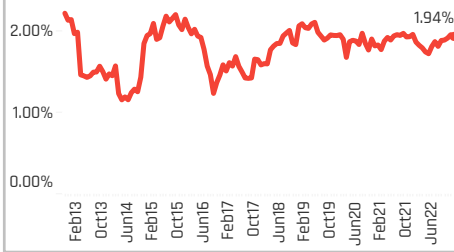
Average Weight: **6.35%**



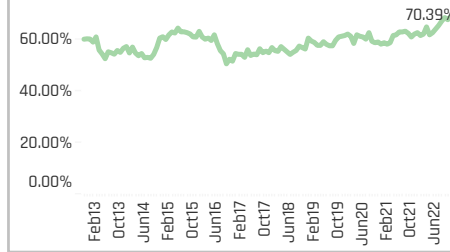
Funds Invested %: **96.37%**



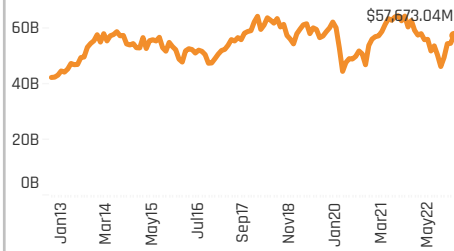
Average Weight vs ACWI: **1.94%**



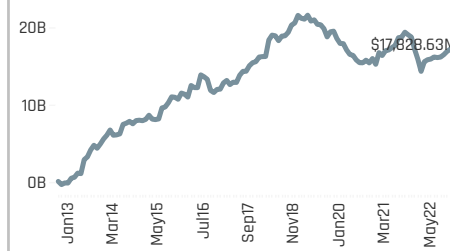
Funds Overweight %: **70.39%**



Combined Fund AUM: **\$57.7B**



Cumulative Fund Flows: **\$17,829M**



Aggregate Stock Holdings Data, Ranked by Most Widely Held.

Ticker	Stock Name	Funds Invested %	Average Weight	Vs Benchmark	Fund AUM, \$
AZN-GB	AstraZeneca PLC	32.12%	0.47%	0.13%	\$5,814M
ULVR-GB	Unilever PLC	31.01%	0.45%	0.24%	\$4,234M
LIN-US	Linde plc	24.30%	0.34%	0.05%	\$3,250M
RKT-GB	Reckitt Benckiser Group plc	23.46%	0.30%	0.22%	\$3,192M
SHEL-GB	Shell PLC	22.91%	0.28%	-0.07%	\$3,083M
DGE-GB	Diageo plc	22.07%	0.25%	0.07%	\$1,816M
GSK-GB	GSK plc	21.79%	0.18%	0.06%	\$1,266M
REL-GB	RELX PLC	17.60%	0.22%	0.12%	\$2,490M
RIO-GB	Rio Tinto plc	15.08%	0.13%	-0.01%	\$1,790M
AAL-GB	Anglo American plc	13.69%	0.11%	0.04%	\$781M
LSEG-GB	London Stock Exchange Grou..	11.73%	0.18%	0.13%	\$1,578M
BP-GB	BP p.l.c.	11.73%	0.12%	-0.08%	\$2,189M
BATS-GB	British American Tobacco p.l.c.	11.17%	0.11%	-0.02%	\$2,278M
HSBA-GB	HSBC Holdings Plc	10.61%	0.07%	-0.17%	\$341M
FERG-US	Ferguson Plc	10.61%	0.09%	0.03%	\$391M

Top Holdings, \$

Fund Name	Value (\$)
American Funds New Perspective Fund	\$6,038M
American Funds Capital World Growth ..	\$5,827M
First Eagle Global Fund	\$3,051M
Morgan Stanley Inv. Fds. - Global Bran..	\$2,213M
Fidelity Funds SICAV - Global Dividend ..	\$1,632M
St. James's Place Unit Trust - Global V..	\$1,339M
Fundsmith Equity Fund	\$1,172M
Templeton Growth Fund Inc.	\$1,153M
FTIF SICAV - Growth (Euro) Fund	\$1,106M
Franklin Mutual Ser. Fds. - Global Disco..	\$1,081M
Dodge & Cox Global Stock Fund	\$1,077M
Deka - DividendenStrategie	\$1,021M
DWS Top Dividende	\$955M
UniGlobal	\$823M
Wellington Mgmt. Fds. (LU) - Global Qu..	\$768M

Top Stock Holdings, %

Fund Name	Ticker	Stock Name	Weight (%)
Baron Global Advantage Fund	DAVA-US	Endava PLC Sponsored..	6.55%
BL - Equities Dividend	ULVR-GB	Unilever PLC	5.96%
Morgan Stanley Inv. Fds. - Global Bran..	RKT-GB	Reckitt Benckiser Grou..	5.65%
Castle Focus Fund	ULVR-GB	Unilever PLC	5.17%
Aberdeen Std. OEIC II - ASI Global Unco..	AZN-GB	AstraZeneca PLC	5.08%
BL - Equities Dividend	NG-GB	National Grid plc	5.01%
Quilter Investors Series I - Global Unco..	AAL-GB	Anglo American plc	4.93%
S&W Aubrey Capital Mgmt. Inv. Funds..	AXON-US	Axon Enterprise Inc	4.83%
AIM Fds. Grp. (IFG) - Invesco Global Cor..	BATS-GB	British American Tobac..	4.77%
Columbia Select Global Equity Fund	LIN-US	Linde plc	4.70%
Robeco Capital Gr. Fds. - Sustainable G..	AZN-GB	AstraZeneca PLC	4.58%
Fidelity Funds SICAV - Global Dividend ..	ULVR-GB	Unilever PLC	4.51%
SEB Aktiesparfond	AZN-GB	AstraZeneca PLC	4.49%
Sanlam Universal Fds. Plc - Global High..	BATS-GB	British American Tobac..	4.49%
BL - Equities Dividend	RKT-GB	Reckitt Benckiser Grou..	4.44%

Aggregate Sector Holdings: [Ave Wgt] / [vs ACWI] / [Funds Invested]

Sector	Ave Wgt (%)	Vs ACWI (%)	Funds Invested (%)
Consumer Staples	1.35%	0.30%	62.29%
Health Care	0.87%	0.30%	55.59%
Financials	0.81%	0.09%	49.16%
Industrials	0.80%	0.33%	50.28%
Materials	0.80%	0.15%	49.72%
Information Technology	0.43%	0.29%	34.64%
Consumer Discretionary	0.42%	0.18%	34.36%
Energy	0.42%	-0.14%	29.33%
Communication Services	0.22%	0.07%	26.54%
Utilities	0.18%	0.03%	18.99%
Real Estate	0.05%	0.01%	9.78%
Multi	0.00%	0.00%	0.00%

Top Sector Holdings, %

Fund Name	Sector	Weight (%)
Sanlam Universal Fds. Plc - Global High..	Consumer Staples	12.27%
BL - Equities Dividend	Utilities	10.81%
BL - Equities Dividend	Consumer Staples	10.40%
Ninety One Glob. Strat. Fd. - Global Quali..	Consumer Staples	9.96%
Ninety One Glob. Strat. Fd. - Global Valu..	Industrials	9.05%
Guinness Asset Mgmt. Fund Plc - Globa..	Consumer Staples	7.97%
S&W Aubrey Capital Mgmt. Inv. Funds..	Industrials	7.58%
Schroder ISF - Global Equity Yield	Financials	6.97%
Frontier MFG Global Plus Fund	Consumer Staples	6.93%
First Sentier Investors ICVC - Stewart I..	Industrials	6.88%
Robeco Capital Gr. Fds. - Sustainable G..	Health Care	6.69%
Jupiter Global Fund (The) - Global Valu..	Financials	6.57%
Baron Global Advantage Fund	Information Technology	6.55%
Fidelity Funds SICAV - Global Dividend ..	Consumer Staples	6.51%
Causeway Global Value Fund	Financials	6.51%

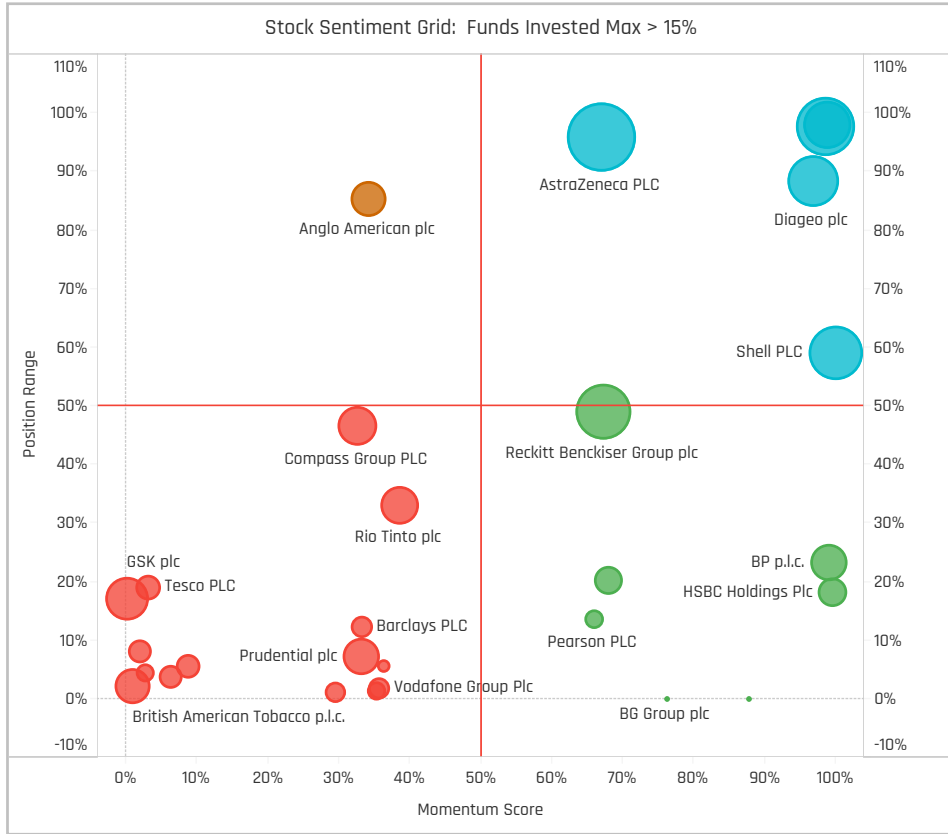
Top Stock Holdings, \$

Fund Name	Ticker	Stock Name	Value (\$)
American Funds New Perspective Fund	AZN-GB	AstraZeneca PLC	\$1,576M
Morgan Stanley Inv. Fds. - Global Bran..	RKT-GB	Reckitt Benckiser Group ..	\$1,214M
American Funds Capital World Growth ..	BA-GB	BAE Systems plc	\$858M
American Funds Capital World Growth ..	AZN-GB	AstraZeneca PLC	\$804M
American Funds Capital World Growth ..	RIO-GB	Rio Tinto plc	\$771M
Fundsmith Equity Fund	DGE-GB	Diageo plc	\$737M
First Eagle Global Fund	BATS-GB	British American Tobacc..	\$730M
First Eagle Global Fund	ULVR-GB	Unilever PLC	\$652M
American Funds New Perspective Fund	LSEG-GB	London Stock Exchange ..	\$644M
American Funds New Perspective Fund	LIN-US	Linde plc	\$615M
American Funds Capital World Growth ..	BATS-GB	British American Tobacc..	\$550M
American Funds New Perspective Fund	BP-GB	BP p.l.c.	\$544M
Morgan Stanley Inv. Fds. - Global Bran..	REL-GB	RELX PLC	\$519M
Fidelity Funds SICAV - Global Dividend ..	ULVR-GB	Unilever PLC	\$517M
DWS Top Dividende	SHEL-GB	Shell PLC	\$504M

Largest Changes in Fund Weight, %

Fund Name	New or C..	Change
BL - Equities Dividend		5.83%
SEB Aktiesparfond		5.62%
Touchstone Strategic Trust - No.		5.59%
S&W Aubrey Capital Mgmt. Inv...		5.14%
Columbia Select Global Equity F..		4.98%
Threadneedle (Lux) - Global Foc..		4.48%
PGIM Jennison Global Opportuni..	New	4.43%
John Hancock Funds II - Global ..		-3.28%
BNY Mellon Investment Fds. - Gl..		-3.38%
Baring Global Umbrella Fund - Gl..		-3.83%
Guinness Asset Mgmt. Fund Plc ..		-4.37%
Virtus NFJ Global Sustainability ..		-8.73%
Quilter Investors Series I - Globa..		-10.70%
Invesco Global Invnt. Ser. - Global..		-11.47%

Ave Wgt Δ	Funds Invested Δ	Fund Flows, \$	Av Wgt vs ACWI Δ	Funds O/W % Δ
0.21%	0.00%	\$1,559M	0.06%	4.75%



Aggregate Stock Holdings Changes

Ticker	Stock Name	Funds Invested % Δ	Average Weight Δ	Fund Flows, \$
SHEL-GB	Shell PLC	4.19%	0.06%	\$390M
ULVR-GB	Unilever PLC	3.63%	0.07%	\$435M
RKT-GB	Reckitt Benckiser Group plc	3.07%	-0.01%	(\$18M)
AHT-GB	Ashtead Group plc	1.40%	0.02%	\$5M
RTO-GB	Rentokil Initial plc	1.40%	0.01%	\$201M
AZN-GB	AstraZeneca PLC	1.12%	0.00%	\$455M
NWG-GB	NatWest Group Plc	1.12%	0.00%	\$82M
AAL-GB	Anglo American plc	-1.40%	0.03%	(\$29M)
LBTYK-US	Liberty Global Plc Class C	-1.68%	0.00%	(\$6M)
HWDN-GB	Howden Joinery Group PLC	-1.68%	0.00%	\$3M
ADM-GB	Admiral Group plc	-1.68%	0.01%	\$8M
KGF-GB	Kingfisher Plc	-1.96%	0.00%	(\$6M)
GSK-GB	GSK plc	-2.23%	-0.04%	(\$50M)
PRU-GB	Prudential plc	-2.51%	0.01%	\$1M

Largest Fund Flows, \$

Fund Name	New or Cl..	Flow
American Funds New Perspecti..		\$471M
PGIM Jennison Global Opportun..	New	\$242M
UniGlobal		\$232M
Dodge & Cox Global Stock Fund		\$138M
Fidelity Funds SICAV - Global Di..		\$125M
Franklin Mutual Ser. Fds. - Glob..		\$116M
Franklin Mutual Ser. Fds. - Ques..		\$113M
BNY Mellon Investment Fds. - G..		(\$124M)
FTIF SICAV - Growth (Euro) Fund		(\$125M)
T Rowe Price Global Stock Fund		(\$136M)
American Funds Capital World ..		(\$182M)
St. James's Place International..		(\$189M)
Fidelity Series Intrinsic Opportu..		(\$190M)
Templeton Growth Fund Inc.		(\$218M)

Largest Fund Level Changes in Stock Weight, %

Fund Name	Stock Name	New ..	Change
Quilter Investors Series I - Global ..	Anglo American plc	New	4.93%
Quilter Investors Series I - Global ..	Shell PLC	New	3.82%
Delaware Global Equity Fund	Unilever PLC	New	2.99%
SEB Aktiesparfond	AstraZeneca PLC		2.94%
BNY Mellon Investment Fds. - Glob..	Diageo plc	New	2.90%
Franklin Mutual Ser. Fds. - Beacon ..	Rio Tinto plc	New	2.86%
S&W Aubrey Capital Mgmt. Invnt. F..	Ashtead Group plc	New	2.75%
Ninety One Glb. Strat. Fd. - Global ..	STERIS Plc	Close	-3.22%
Quilter Investors Series I - Global ..	NatWest Group Plc	Close	-3.23%
Virtus NFJ Global Sustainability Fu..	AstraZeneca PLC	Close	-3.34%
Quilter Investors Series I - Global ..	Next plc	Close	-3.38%
Virtus NFJ Global Sustainability Fu..	Shell PLC		-3.54%
Quilter Investors Series I - Global ..	British American Tobacco..	Close	-5.27%
Invesco Global Invnt. Ser. - Global E..	3i Group plc	Close	-5.63%

Sector Holding Changes: [Funds Invested Δ] / [Ave Wgt Δ] / Fund Flows, \$

Sector	Wgt Δ	Flow
Energy	4.19%	\$412M
Industrials	1.96%	\$390M
Health Care	1.68%	(\$951M)
Consumer Staples	0.84%	\$593M
Information Technology	0.56%	\$59M
Multi	0.00%	\$0M
Materials	0.00%	0.13% (\$20M)
Utilities	-0.28%	0.02% (\$309M)
Communication Services	-1.96%	-0.05% (\$202M)
Real Estate	-2.23%	-0.01% (\$28M)
Financials	-3.63%	0.01% (\$206M)
Consumer Discretionary	-4.19%	-0.04% (\$82M)

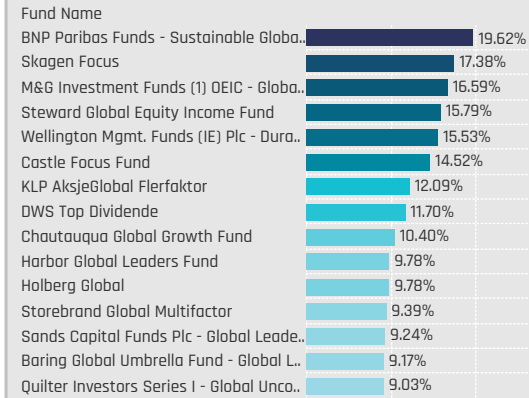
Largest Changes in Fund Sector Weight, %

Fund Name	New o..	Sector	Change
BL - Equities Dividend		Utilities	5.28%
S&W Aubrey Capital Mgmt. Invnt. Fu..		Industrials	4.93%
Quilter Investors Series I - Global Un..	New	Materials	4.93%
Quilter Investors Series I - Global Un..	New	Energy	3.82%
Columbia Select Global Equity Fund	New	Consumer Staples	3.31%
Franklin Mutual Ser. Fds. - Quest Fu..		Health Care	3.08%
SEB Aktiesparfond		Health Care	2.94%
Templeton Growth Fund Inc.		Health Care	-3.51%
Virtus NFJ Global Sustainability Fund		Energy	-3.54%
Virtus NFJ Global Sustainability Fund	Close	Consumer Staples	-4.28%
Quilter Investors Series I - Global Un..	Close	Consumer Discretionary	-4.78%
Invesco Global Invnt. Ser. - Global Eq..		Financials	-5.24%
Quilter Investors Series I - Global Un..	Close	Consumer Staples	-5.27%
Quilter Investors Series I - Global Un..	Close	Industrials	-6.39%

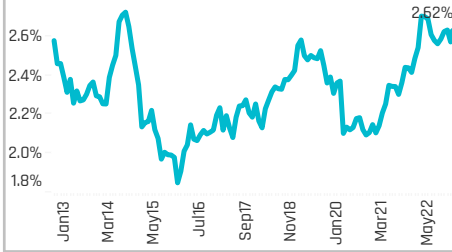
Largest Fund Level Stock Inflows/Outflows, \$

Fund Name	Stock Name	New..	Flow
American Funds Capital World Gra..	AstraZeneca PLC		\$317M
American Funds New Perspective F..	Entain PLC		\$272M
UniGlobal	Unilever PLC	New	\$134M
UniGlobal	Shell PLC	New	\$131M
American Funds New Perspective F..	BAE Systems plc		\$130M
PGIM Jennison Global Opportunitie..	AstraZeneca PLC	New	\$128M
First Eagle Global Fund	Haleon PLC		\$121M
Fidelity Series Intrinsic Opportuni..	JD Sports Fashion Plc		(\$112M)
UniGlobal	Diageo plc	Close	(\$116M)
American Funds New Perspective F..	AVEVA Group plc	Close	(\$142M)
FTIF SICAV - Growth (Euro) Fund	AstraZeneca PLC	Close	(\$163M)
Templeton Growth Fund Inc.	AstraZeneca PLC	Close	(\$187M)
American Funds Capital World Gra..	Rio Tinto plc		(\$291M)
American Funds Capital World Gra..	National Grid plc	Close	(\$380M)

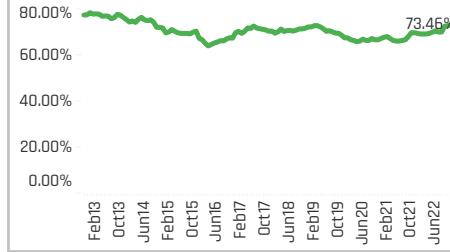
Top Holdings, %



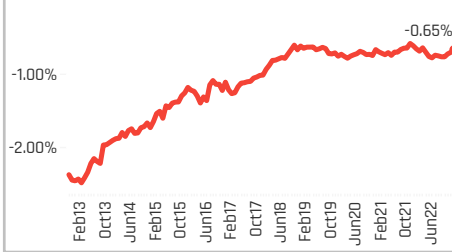
Average Weight: 2.62%



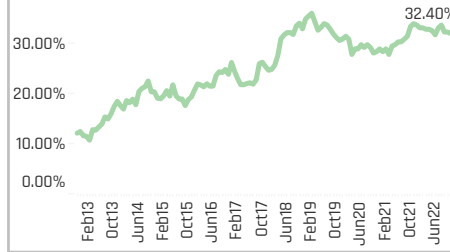
Funds Invested %: 73.46%



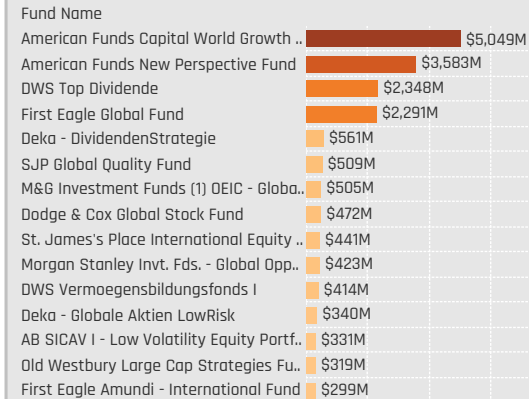
Average Weight vs ACWI: -0.65%



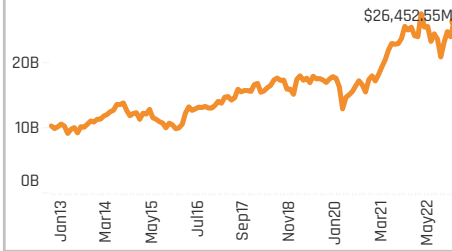
Funds Overweight %: 32.40%



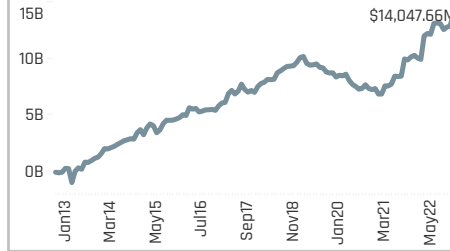
Top Holdings, \$



Combined Fund AUM: \$26.5B



Cumulative Fund Flows: \$14,048M



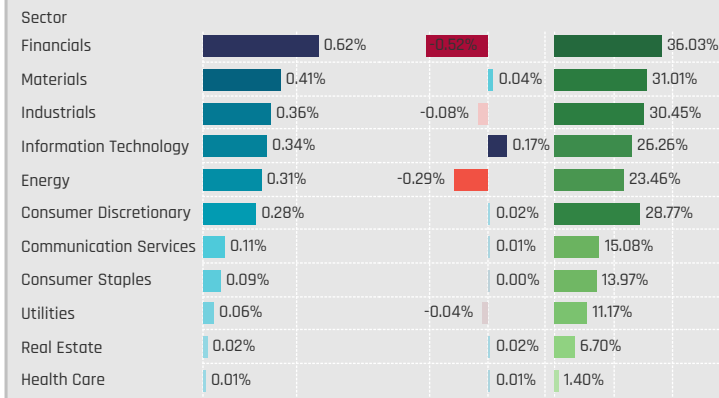
Aggregate Stock Holdings Data, Ranked by Most Widely Held.

Ticker	Stock Name	Funds Invested %	Average Weight	Vs Benchmark	Fund AUM, \$
TD-CA	Toronto-Dominion Bank	15.36%	0.11%	-0.09%	\$1,844M
NTR-CA	Nutrien Ltd.	13.69%	0.08%	-0.01%	\$1,471M
RY-CA	Royal Bank of Canada	12.01%	0.07%	-0.17%	\$405M
CP-CA	Canadian Pacific Railway Limi..	11.45%	0.12%	-0.01%	\$1,666M
SHOP-US	Shopify, Inc. Class A	10.89%	0.12%	0.03%	\$1,599M
CNR-CA	Canadian National Railway C..	10.89%	0.09%	-0.04%	\$577M
CSU-CA	Constellation Software Inc.	10.34%	0.16%	0.10%	\$560M
L-CA	Loblaw Companies Limited	10.06%	0.05%	0.01%	\$146M
BNS-CA	Bank of Nova Scotia	9.50%	0.06%	-0.05%	\$276M
SU-CA	Suncor Energy Inc.	8.94%	0.08%	-0.02%	\$861M
LULU-US	Lululemon Athletica Inc	8.66%	0.08%	0.02%	\$615M
CM-CA	Canadian Imperial Bank of Co..	8.66%	0.04%	-0.03%	\$282M
BCE-CA	BCE Inc.	8.10%	0.06%	0.05%	\$694M
WCN-CA	Waste Connections, Inc.	7.82%	0.06%	-0.01%	\$342M
MFC-CA	Manulife Financial Corporation	7.26%	0.04%	-0.02%	\$156M

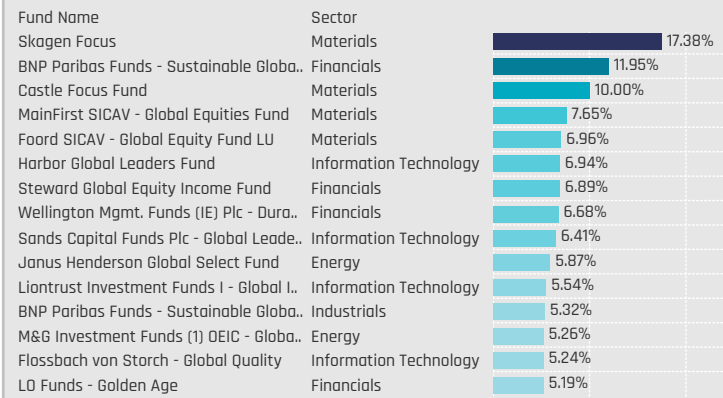
Top Stock Holdings, %

Fund Name	Ticker	Stock Name	Weight (%)
Wellington Mgmt. Funds (IE) Plc - Dura..	IFC-CA	Intact Financial Corpora..	6.68%
Castle Focus Fund	AEM-CA	Agnico Eagle Mines Ltd.	5.94%
M&G Investment Funds (1) OEIC - Globa..	PSK-CA	PrairieSky Royalty Li.	5.26%
Flossbach von Storch - Global Quality	CSU-CA	Constellation Softwar..	5.24%
Holberg Global	ATD-CA	Alimentation Couche-..	4.83%
Liontrust Global Income Fund	CSU-CA	Constellation Softwar..	4.83%
Skagen Global	CP-CA	Canadian Pacific Rail..	4.60%
MainFirst SICAV - Global Equities Fund	IVN-CA	Ivanhoe Mines Ltd. Cl..	4.58%
Castle Focus Fund	ENB-CA	Enbridge Inc.	4.53%
Quilter Investors Series I - Global Unca..	CSU-CA	Constellation Softwar..	4.38%
BL - Equities Dividend	CNR-CA	Canadian National Rai..	4.22%
Longleaf Partners Global Fund	FFH-CA	Fairfax Financial Holdi..	4.22%
Choutauqua Global Growth Fund	FFH-CA	Fairfax Financial Holdi..	4.21%
Harbor Global Leaders Fund	CSU-CA	Constellation Softwar..	4.12%
Sands Capital Funds Plc - Global Leade..	CSU-CA	Constellation Softwar..	4.11%

Aggregate Sector Holdings: [Ave Wgt] / [vs ACWI] / [Funds Invested]



Top Sector Holdings, %



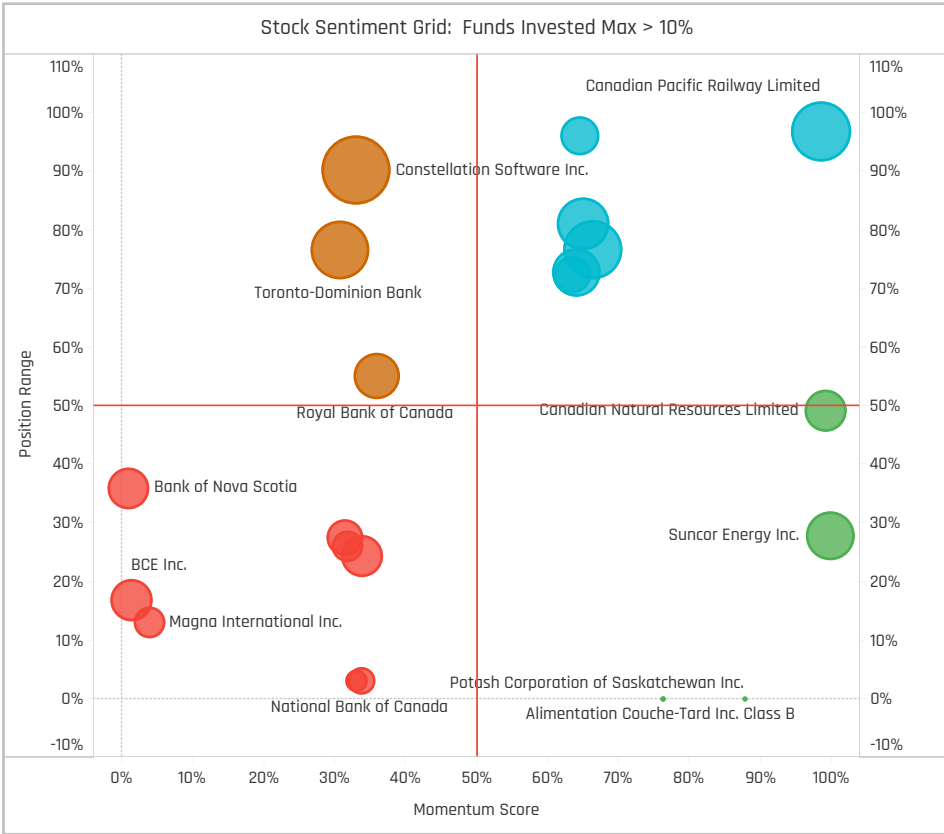
Top Stock Holdings, \$

Fund Name	Ticker	Stock Name	Value (\$)
American Funds Capital World Growth ..	CNQ-CA	Canadian Natural Resou..	\$1,558M
American Funds Capital World Growth ..	TD-CA	Toronto-Dominion Bank	\$806M
American Funds New Perspective Fund	CVE-CA	Cenovus Energy Inc.	\$769M
American Funds New Perspective Fund	CP-CA	Canadian Pacific Railwa..	\$697M
First Eagle Global Fund	IMO-CA	Imperial Oil Limited	\$597M
DWS Top Dividende	NTR-CA	Nutrien Ltd.	\$562M
DWS Top Dividende	TRP-CA	TC Energy Corporation	\$453M
DWS Top Dividende	AEM-CA	Agnico Eagle Mines Limi..	\$444M
Morgan Stanley Inv. Fds. - Global Opp..	SHOP-US	Shopify, Inc. Class A	\$423M
DWS Top Dividende	BCE-CA	BCE Inc.	\$402M
First Eagle Global Fund	ABX-CA	Barrick Gold Corporation	\$394M
First Eagle Global Fund	POW-CA	Power Corporation of Ca..	\$360M
American Funds New Perspective Fund	QSR-CA	Restaurant Brands Inter..	\$357M
First Eagle Global Fund	WPM-CA	Wheaton Precious Metal..	\$356M
American Funds Capital World Growth ..	QSR-CA	Restaurant Brands Inter..	\$343M

Largest Changes in Fund Weight, %

Fund Name	New or C..	Change
Quilter Investors Series I - Globa..	New	2.74%
Touchstone Strategic Trust - No..	New	2.51%
S&W Aubrey Capital Mgmt. Inv..	New	2.30%
Alger Global Focus Fund	New	2.10%
Ninety One Glob. Strat. Fd. - Glob..		2.04%
Franklin Mutual Ser. Fds. - Beac..	New	2.03%
Fidelity Advisor Global Capital A..		-1.80%
Fidelity Series Intrinsic Opportu..		-2.06%
SEI Institutional Managed Trust ..		-2.13%
CS Invnt. Fds. 2 - (Lux) Global Divi..		-2.19%
JPMorgan Investment Funds - G..		-2.19%
Voya Global High Dividend Low ..		-2.45%
AXA IM Equity Trust - Global Equ..		-4.08%
Russell Invnt. Co. Plc - Acadian Gl..		

Ave Wgt Δ	Funds Invested Δ	Fund Flows, \$	Av Wgt vs ACWI Δ	Funds O/W % Δ
0.04%	3.35%	\$850M	0.08%	-0.84%



Aggregate Stock Holdings Changes

Ticker	Stock Name	Funds Invested % Δ	Average Weight Δ	Fund Flows, \$
SU-CA	Suncor Energy Inc.	1.96%	0.03%	\$255M
CP-CA	Canadian Pacific Railway Limit..	1.68%	0.00%	\$301M
NTR-CA	Nutrien Ltd.	1.40%	-0.01%	(\$95M)
BAM-CA	Brookfield Asset Management ..	1.40%	0.00%	\$54M
DOL-CA	Dollarama Inc.	1.12%	0.00%	\$61M
MERC-US	Mercer International Inc.	1.12%	0.00%	\$5M
CNQ-CA	Canadian Natural Resources Li..	1.12%	0.01%	\$160M
NVEI-CA	Nuvei Corporation	-1.12%	0.00%	(\$15M)
MG-CA	Magna International Inc.	-1.12%	0.00%	\$2M
BNS-CA	Bank of Nova Scotia	-1.12%	-0.01%	(\$33M)
CSU-CA	Constellation Software Inc.	-1.40%	0.00%	(\$31M)
GIL-CA	Gildan Activewear Inc.	-1.40%	0.00%	(\$5M)
CIX-CA	CI Financial Corp.	-1.68%	0.00%	(\$10M)
WFG-CA	West Fraser Timber Co. Ltd.	-1.68%	0.00%	(\$19M)

Largest Fund Flows, \$

Fund Name	New or Cl..	Flow
American Funds New Perspecti..		\$577M
DWS Top Dividende		\$152M
First Eagle Global Fund		\$142M
Franklin Mutual Ser. Fds. - Glob..	New	\$136M
UniGlobal	New	\$84M
AB SICAV I - Low Volatility Equi..		\$67M
Franklin Mutual Ser. Fds. - Beac..	New	\$64M
St. James's Place Unit Trust - G..		(\$32M)
PGIM Jennison Global Opportun..		(\$33M)
Russell Invnt. Co. Plc - Acadian Gl..		(\$43M)
SEB Global Aktiefond		(\$49M)
Vanguard Global Equity Fund		(\$116M)
St. James's Place International..		(\$150M)
Fidelity Series Intrinsic Opportu..		(\$159M)

Largest Fund Level Changes in Stock Weight, %

Fund Name	Stock Name	New ..	Change
Quilter Investors Series I - Global ..	Constellation Software I..	New	4.38%
Quilter Investors Series I - Global ..	Suncor Energy Inc.	New	3.63%
Touchstone Strategic Trust - Non..	Intact Financial Corporati..	New	2.74%
S&W Aubrey Capital Mgmt. Invnt. F..	Descartes Systems Grou..	New	2.51%
Baron Global Advantage Fund	Shopify, Inc. Class A		2.45%
Alger Global Focus Fund	Lululemon Athletica Inc	New	2.30%
Franklin Mutual Ser. Fds. - Beacon ..	Suncor Energy Inc.	New	2.04%
UBS (Lux) Equity SICAV - Global In..	BCE Inc.	Close	-1.53%
JPMorgan Investment Funds - Glo..	Canadian National Railw..	Close	-1.55%
Castle Focus Fund	Enbridge Inc.		-1.64%
Steward Global Equity Income Fund	Fortis Inc.	Close	-1.78%
AIM Fds. Grp. (IF6) - Invesco Globa..	Constellation Software I..	Close	-2.00%
Steward Global Equity Income Fund	Ritchie Bros. Auctioneers ..	Close	-2.03%
DWS Concept DJE Globale Aktien	Nutrien Ltd.	Close	-2.23%

Sector Holding Changes: [Funds Invested Δ] / [Ave Wgt Δ] / Fund Flows, \$

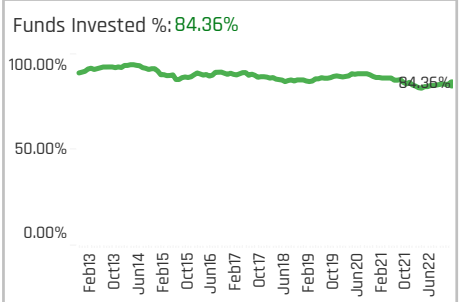
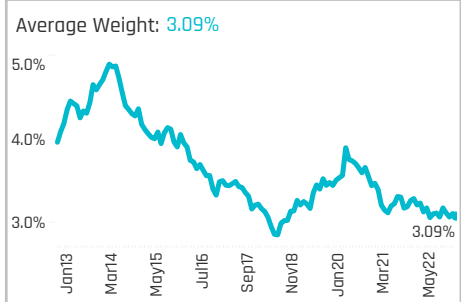
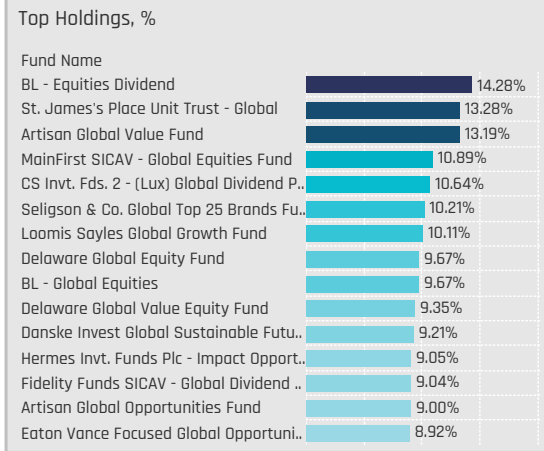
Sector	Invested Δ	Ave Wgt Δ	Fund Flows, \$
Energy	1.96%	0.03%	\$579M
Industrials	1.12%	0.00%	\$272M
Information Technology	0.84%	0.00%	\$138M
Real Estate	0.56%	0.00%	(\$7M)
Materials	0.56%	0.03%	\$108M
Utilities	0.00%	-0.02%	(\$7M)
Multi	0.00%	0.00%	
Consumer Staples	0.00%	0.00%	(\$10M)
Consumer Discretionary	0.00%	0.00%	
Financials	-0.56%	-0.01%	(\$249M)
Communication Services	-1.12%	-0.02%	(\$21M)
Health Care	-1.40%	0.00%	(\$75M)

Largest Changes in Fund Sector Weight, %

Fund Name	New o..	Sector	Change
Quilter Investors Series I - Global Un..	New	Information Technology	4.77%
Quilter Investors Series I - Global Un..	New	Energy	4.27%
Touchstone Strategic Trust - Non-U..	New	Financials	2.74%
SEB Fund 1 - Global Climate Opportu..		Industrials	2.58%
S&W Aubrey Capital Mgmt. Invnt. Fu..	New	Information Technology	2.51%
Alger Global Focus Fund	New	Consumer Discretionary	2.30%
BNP Paribas Funds - Sustainable Gl..		Financials	2.27%
Russell Invnt. Co. Plc - Acadian Global..		Utilities	-1.58%
Castle Focus Fund		Energy	-1.64%
Steward Global Equity Income Fund	Close	Utilities	-1.78%
Robeco Capital Gr. Fds. - QI Global C..	Close	Financials	-1.97%
Steward Global Equity Income Fund	Close	Industrials	-2.03%
DWS Concept DJE Globale Aktien	Close	Materials	-2.23%
Russell Invnt. Co. Plc - Acadian Global..		Consumer Staples	-2.49%

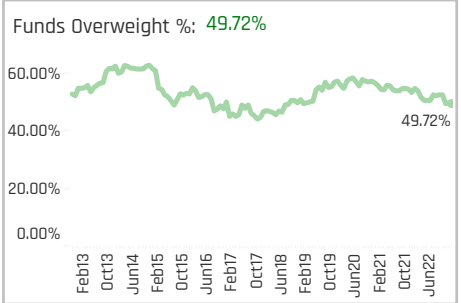
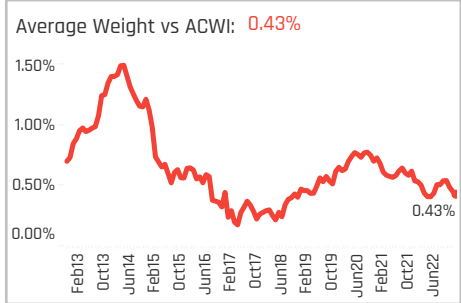
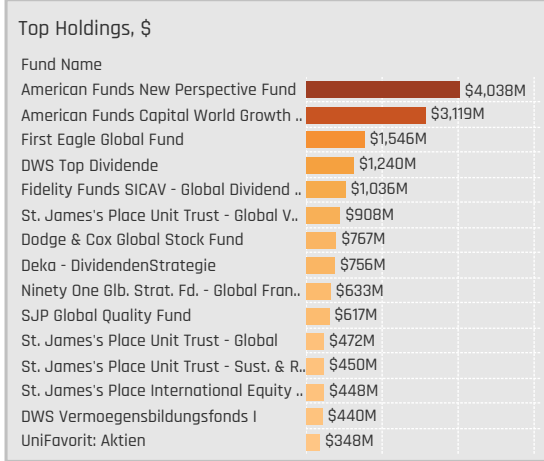
Largest Fund Level Stock Inflows/Outflows, \$

Fund Name	Stock Name	New..	Flow
American Funds New Perspective F..	Canadian Natural Resour..	New	\$243M
American Funds New Perspective F..	Genovus Energy Inc.		\$239M
American Funds Capital World Gro..	Shopify, Inc. Class A		\$164M
DWS Top Dividende	Agnico Eagle Mines Limit..		\$152M
American Funds New Perspective F..	Canadian Pacific Railway..		\$144M
Franklin Mutual Ser. Fds. - Global Di..	Suncor Energy Inc.	New	\$136M
First Eagle Global Fund	Barrick Gold Corporation		\$133M
American Funds Capital World Gro..	Barrick Gold Corporation		(\$79M)
American Funds Capital World Gro..	Toronto-Dominion Bank		(\$83M)
American Funds Capital World Gro..	Ritchie Bros. Auctioneers ..	Close	(\$104M)
American Funds New Perspective F..	Barrick Gold Corporation		(\$113M)
American Funds New Perspective F..	Brookfield Corporation		(\$119M)
UniFavorit: Aktien	Nutrien Ltd.	Close	(\$127M)
American Funds Capital World Gro..	Canadian Natural Resour..		(\$134M)



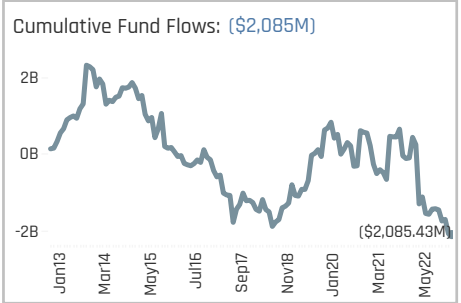
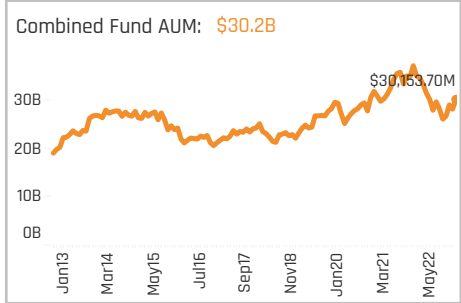
Aggregate Stock Holdings Data, Ranked by Most Widely Held.

Ticker	Stock Name	Funds Invested %	Average Weight	Vs Benchmark	Fund AUM, \$
ROG-CH	Roche Holding Ltd Dividend Ri..	40.78%	0.56%	0.20%	\$4,349M
NESN-CH	Nestle S.A.	34.64%	0.58%	0.02%	\$6,662M
NOVN-CH	Novartis AG	23.46%	0.34%	0.02%	\$3,207M
ZURN-CH	Zurich Insurance Group Ltd	14.53%	0.15%	0.02%	\$2,284M
UBSG-CH	UBS Group AG	13.69%	0.14%	0.00%	\$1,840M
CFR-CH	Compagnie Financiere Richem..	13.13%	0.13%	-0.01%	\$2,486M
LONN-CH	Lonza Group AG	12.57%	0.16%	0.09%	\$1,087M
TEL-US	TE Connectivity Ltd.	11.17%	0.11%	0.03%	\$1,589M
SIKA-CH	Sika AG	10.61%	0.11%	0.04%	\$1,054M
SCMN-CH	Swisscom AG	10.06%	0.05%	0.02%	\$204M
ALC-CH	Alcon, Inc.	8.38%	0.11%	0.05%	\$828M
STM-FR	STMicroelectronics NV	8.10%	0.05%	0.00%	\$780M
PGHN-CH	Partners Group Holding AG	8.10%	0.06%	0.04%	\$385M
SOON-CH	Sonova Holding AG	7.54%	0.05%	0.01%	\$170M
ABBN-CH	ABB Ltd.	7.54%	0.07%	-0.04%	\$846M



Top Stock Holdings, %

Fund Name	Ticker	Stock Name	Weight
Seligson & Co. Global Top 25 Brands Fu..	NESN-CH	Nestle S.A.	6.46%
Ariel Global Fund	ROG-CH	Roche Holding Ltd Divi..	5.97%
MainFirst SICAV - Global Equities Fund	CFR-CH	Compagnie Financiere..	5.56%
GAMAX Funds - Junior	NESN-CH	Nestle S.A.	5.30%
BL - Equities Dividend	NESN-CH	Nestle S.A.	5.17%
Artisan Global Opportunities Fund	UBSG-CH	UBS Group AG	5.05%
Ninety One Glob. Strat. Fd. - Global Quali..	NESN-CH	Nestle S.A.	4.98%
St. James's Place Unit Trust - Global	UBSG-CH	UBS Group AG	4.91%
Artisan Global Value Fund	UBSG-CH	UBS Group AG	4.88%
RBC Global Opportunities Fund	ROG-CH	Roche Holding Ltd Divi..	4.87%
Loomis Sayles Global Growth Fund	NOVN-CH	Novartis AG	4.83%
St. James's Place Unit Trust - Global	NOVN-CH	Novartis AG	4.77%
Artisan Global Value Fund	NOVN-CH	Novartis AG	4.74%
RBC Funds (Lux) - Global Equity Focus ..	ROG-CH	Roche Holding Ltd Divi..	4.70%
BL - Equities Dividend	GIVN-CH	Givaudan SA	4.62%



Aggregate Sector Holdings: [Ave Wgt] / [vs ACWI] / [Funds Invested]

Sector	Ave Wgt	[vs ACWI]	[Funds Invested]
Health Care	1.27%	0.41%	65.08%
Consumer Staples	0.60%	0.01%	36.31%
Financials	0.40%	-0.02%	34.92%
Industrials	0.22%	-0.04%	25.14%
Information Technology	0.19%	0.05%	18.99%
Consumer Discretionary	0.18%	0.00%	15.64%
Materials	0.16%	-0.02%	15.08%
Communication Services	0.05%	0.02%	10.06%
Real Estate	0.02%	0.01%	4.75%
Energy	0.00%	0.00%	0.56%
Utilities	0.00%	0.00%	0.28%

Top Sector Holdings, %

Fund Name	Sector	Weight
Loomis Sayles Global Growth Fund	Health Care	8.76%
Hermes Invnt. Funds Plc - Impact Opport..	Health Care	7.37%
MainFirst SICAV - Global Equities Fund	Consumer Discretionary	5.69%
Seligson & Co. Global Top 25 Brands Fu..	Consumer Staples	5.46%
Ariel Global Fund	Health Care	5.40%
Fidelity Funds SICAV - Global Dividend ..	Health Care	5.90%
BNY Mellon Investment Fds. - Global Eq..	Health Care	5.65%
GAMAX Funds - Junior	Consumer Staples	5.30%
Sanlam Universal Fds. Plc - Global High..	Health Care	5.28%
First Sentier Investors ICVC - Stewart I..	Health Care	5.19%
BL - Equities Dividend	Consumer Staples	5.17%
St. James's Place Unit Trust - Sust. & R..	Health Care	5.14%
Heriot Investment Funds - Global Fund	Health Care	5.12%
Artisan Global Opportunities Fund	Financials	5.05%
Ninety One Glob. Strat. Fd. - Global Quali..	Consumer Staples	4.98%

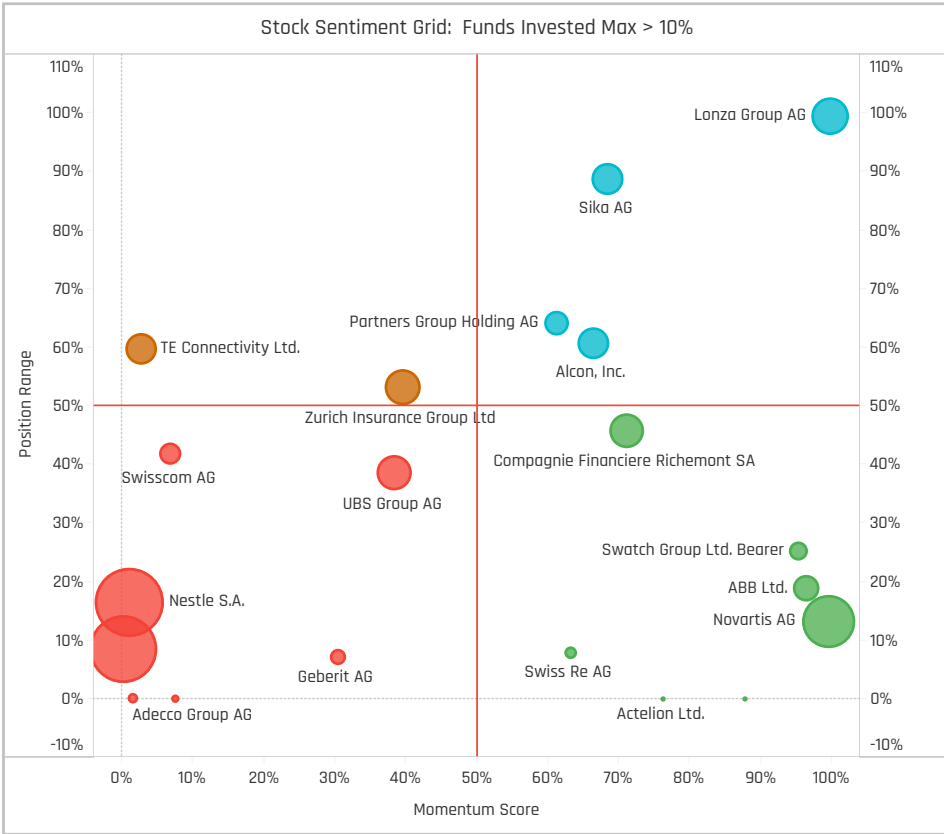
Top Stock Holdings, \$

Fund Name	Ticker	Stock Name	Value
American Funds New Perspective Fund	NESN-CH	Nestle S.A.	\$1,556M
American Funds Capital World Growth ..	ZURN-CH	Zurich Insurance Group L..	\$1,188M
American Funds Capital World Growth ..	NESN-CH	Nestle S.A.	\$792M
First Eagle Global Fund	CFR-CH	Compagnie Financiere Ri..	\$778M
American Funds New Perspective Fund	TEL-US	TE Connectivity Ltd.	\$598M
American Funds New Perspective Fund	STM-FR	STMicroelectronics NV	\$518M
American Funds Capital World Growth ..	NOVN-CH	Novartis AG	\$512M
American Funds New Perspective Fund	SIKA-CH	Sika AG	\$469M
DWS Top Dividende	NESN-CH	Nestle S.A.	\$438M
DWS Top Dividende	NOVN-CH	Novartis AG	\$387M
First Eagle Global Fund	SCHP-CH	Schindler Holding AG Pref	\$380M
First Eagle Global Fund	NESN-CH	Nestle S.A.	\$375M
American Funds Capital World Growth ..	CFR-CH	Compagnie Financiere Ri..	\$367M
Fidelity Funds SICAV - Global Dividend ..	ZURN-CH	Zurich Insurance Group L..	\$361M
Ninety One Glob. Strat. Fd. - Global Fran..	NESN-CH	Nestle S.A.	\$358M

Largest Changes in Fund Weight, %

Fund Name	New or C..	Change
Nordea 1 - Global Stars Equity F..		3.07%
Wasatch Global Value Fund	New	3.06%
FTIF SICAV - Franklin Global Gro..		2.93%
LF Liontrust Investment Funds II..		2.92%
Liontrust Sustainable Future IC..		2.59%
LO Funds - Golden Age		2.45%
BlackRock Global Dividend Portf..		2.17%
Templeton Growth Fund Inc.		-1.96%
BlackRock Global Funds - Syste..		-2.35%
Russell Invst. Co. Plc - Acadian Su..		-3.23%
Russell Invst. Co. Plc - Acadian Gl..		-3.84%
Virtus NFJ Global Sustainability .. Close		-4.18%
Natixis AM Funds - Seeyond Glo..		-4.46%
PGIM Jennison Global Opportuni..		-4.93%

Ave Wgt Δ	Funds Invested Δ	Fund Flows, \$	Av Wgt vs ACWI Δ	Funds O/W % Δ
-0.04%	0.84%	(\$666M)	-0.08%	-3.07%



Aggregate Stock Holdings Changes

Ticker	Stock Name	Funds Invested % Δ	Average Weight Δ	Fund Flows, \$
LONN-CH	Lonza Group AG	1.68%	0.03%	\$229M
NOVN-CH	Novartis AG	1.40%	0.02%	(\$250M)
CFR-CH	Compagnie Financiere Richem..	1.12%	0.02%	(\$324M)
LAND-CH	Landis+Gyr Group AG	0.84%	0.00%	\$2M
ACLN-CH	Accelleron Industries AG	0.84%	0.00%	\$22M
BCVN-CH	Banque Cantonale Vaudoise	0.84%	0.00%	\$3M
ALC-CH	Alcon, Inc.	0.84%	0.00%	\$57M
LISP-CH	Chocoladefabriken Lindt & Spr..	-0.84%	0.00%	(\$3M)
SLHN-CH	Swiss Life Holding AG	-1.12%	0.00%	(\$11M)
ALLN-CH	Allreal Holding AG	-1.12%	0.00%	(\$3M)
HOLN-CH	Holcim Ltd	-1.12%	0.00%	(\$39M)
UBSG-CH	UBS Group AG	-1.12%	0.03%	\$121M
ADEN-CH	Adecco Group AG	-1.96%	0.00%	\$15M
ROG-CH	Roche Holding Ltd Dividend Ri..	-1.96%	-0.10%	(\$179M)

Largest Fund Flows, \$

Fund Name	New or Cl..	Flow
St. James's Place Unit Trust - S..		\$145M
American Funds New Economy ..		\$122M
DWS Top Dividende		\$104M
Guinness Asset Mgmt. Fund Plc..		\$77M
Swedbank Robur Kapitalinvest		\$71M
Handelsbanken Global Tema		\$64M
Nordea 1 - Global Stars Equity F..		\$63M
BlackRock Global Funds - Syste..		(\$106M)
FTIF SICAV - Growth (Euro) Fund		(\$115M)
Swedbank Robur Allemansfond..		(\$140M)
Templeton Growth Fund Inc.		(\$145M)
PGIM Jennison Global Opportun..		(\$243M)
American Funds New Perspecti..		(\$252M)
American Funds Capital World ..		(\$329M)

Largest Fund Level Changes in Stock Weight, %

Fund Name	Stock Name	New ..	Change
FTIF SICAV - Franklin Global Growt..	Sika AG	New	3.24%
Wasatch Global Value Fund	Novartis AG	New	3.06%
LF Liontrust Investment Funds III ..	Novartis AG	New	2.94%
Touchstone Strategic Trust - Non-..	ABB Ltd.	New	2.33%
FP WHEB Asset Mgmt. Fds. - Susta..	Lonza Group AG	New	2.29%
Harbor Global Leaders Fund	Sika AG	New	2.26%
Liontrust Sustainable Future ICVC ..	Alcon, Inc.	New	2.17%
PGIM Jennison Global Opportuni..	Givaudan SA	Close	-1.92%
FTIF SICAV - Growth (Euro) Fund	Roche Holding Ltd Divide..	Close	-1.96%
SEB Aktiesparfond	Roche Holding Ltd Divide..	Close	-1.97%
Virtus NFJ Global Sustainability Fu..	Nestle S.A.	Close	-1.99%
Templeton Growth Fund Inc.	Roche Holding Ltd Divide..	Close	-2.11%
Russell Invst. Co. Plc - Acadian Glob..	Roche Holding Ltd Divide..	Close	-2.11%
Virtus NFJ Global Sustainability Fu..	Roche Holding Ltd Divide..	Close	-2.20%

Sector Holding Changes: [Funds Invested Δ] / [Ave Wgt Δ] / Fund Flows, \$

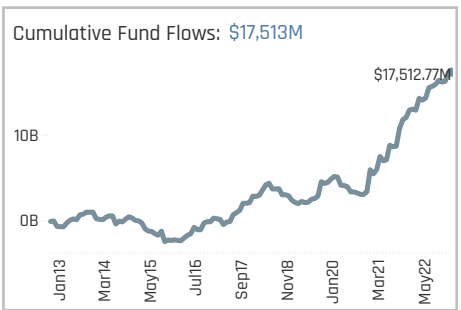
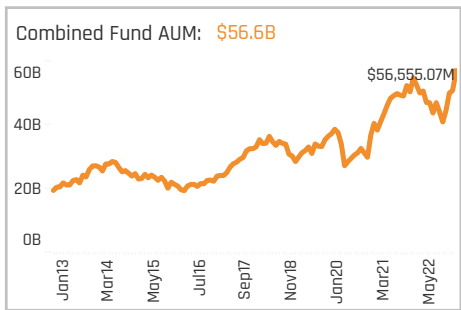
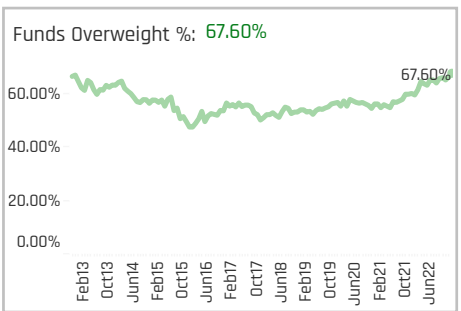
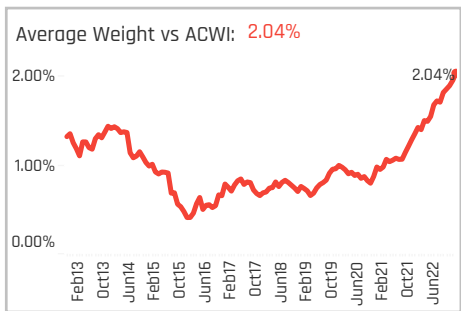
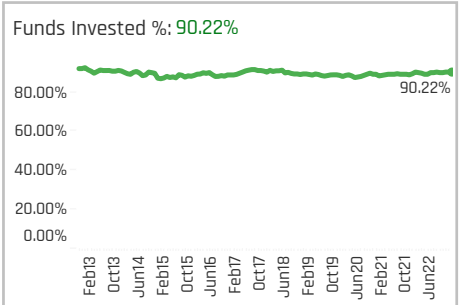
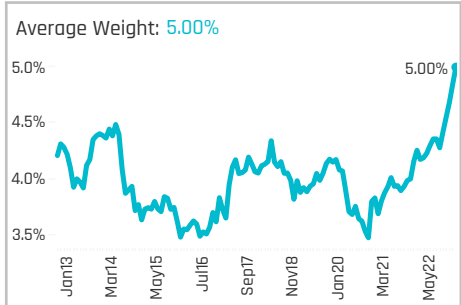
Sector	Wgt Δ	Flow
Information Technology	0.28%	(\$152M)
Financials	0.28%	\$63M
Energy	0.00%	\$0M
Industrials	-0.28%	\$64M
Consumer Discretionary	-0.28%	(\$367M)
Consumer Staples	-0.56%	(\$120M)
Communication Services	-0.56%	(\$38M)
Real Estate	-0.56%	(\$3M)
Utilities	-0.84%	(\$2M)
Health Care	-1.12%	(\$35M)
Materials	-1.40%	(\$76M)

Largest Changes in Fund Sector Weight, %

Fund Name	New o..	Sector	Change
FTIF SICAV - Franklin Global Growth ..	New	Materials	3.24%
Wasatch Global Value Fund	New	Health Care	3.06%
LF Liontrust Investment Funds III - ..		Health Care	2.92%
Liontrust Sustainable Future ICVC - ..		Health Care	2.59%
Touchstone Strategic Trust - Non-U..	New	Industrials	2.33%
Harbor Global Leaders Fund	New	Materials	2.26%
BlackRock Global Dividend Portfolio	New	Health Care	2.12%
FTIF SICAV - Growth (Euro) Fund	Close	Health Care	-1.96%
Virtus NFJ Global Sustainability Fund	Close	Consumer Staples	-1.99%
Russell Invst. Co. Plc - Acadian Sustai..		Health Care	-1.99%
Templeton Growth Fund Inc.	Close	Health Care	-2.11%
Virtus NFJ Global Sustainability Fund	Close	Health Care	-2.20%
PGIM Jennison Global Opportunities..		Health Care	-2.64%
Russell Invst. Co. Plc - Acadian Global..		Health Care	-3.03%

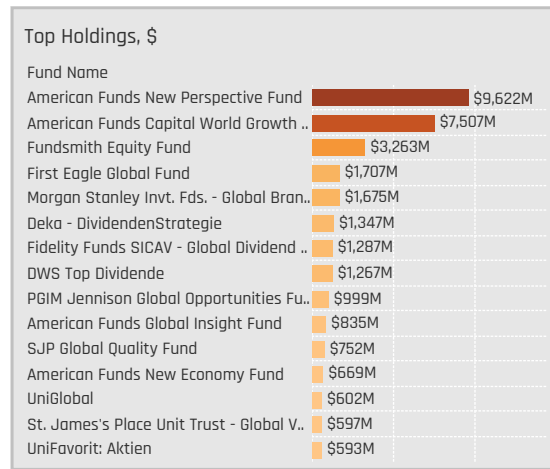
Largest Fund Level Stock Inflows/Outflows, \$

Fund Name	Stock Name	New..	Flow
DWS Top Dividende	Roche Holding Ltd Divide..		\$104M
American Funds New Perspective F..	Nestle S.A.		\$83M
American Funds New Perspective F..	CRISPR Therapeutics AG		\$61M
St. James's Place Unit Trust - Sust..	Partners Group Holding A..	New	\$52M
UniGlobal	Roche Holding Ltd Divide..	New	\$52M
St. James's Place Unit Trust - Sust..	Alcon, Inc.		\$49M
American Funds New Economy Fund	TE Connectivity Ltd.	New	\$48M
American Funds Capital World Gro..	Nestle S.A.		(\$95M)
American Funds New Perspective F..	Novartis AG	Close	(\$105M)
American Funds New Perspective F..	Compagnie Financiere Ri..		(\$132M)
FTIF SICAV - Growth (Euro) Fund	Roche Holding Ltd Divide..	Close	(\$135M)
American Funds Capital World Gro..	Novartis AG		(\$140M)
Templeton Growth Fund Inc.	Roche Holding Ltd Divide..	Close	(\$156M)
American Funds New Perspective F..	STMicroelectronics NV		(\$197M)



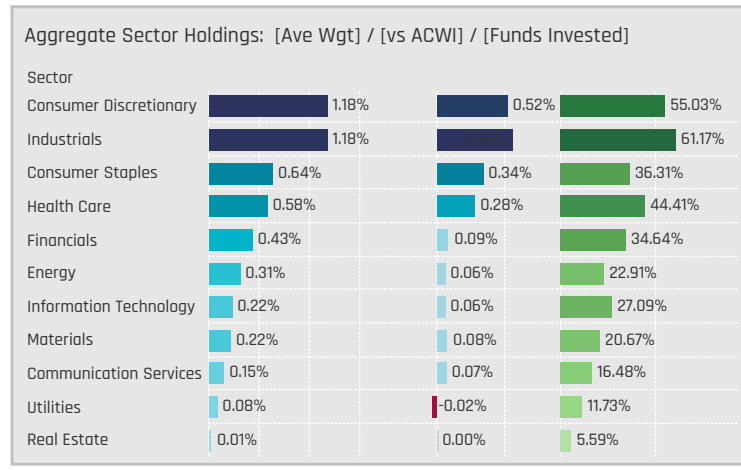
Aggregate Stock Holdings Data, Ranked by Most Widely Held.

Ticker	Stock Name	Funds Invested %	Average Weight	Vs Benchmark	Fund AUM, \$
MC-FR	LVMH Moet Hennessy Louis V..	33.80%	0.68%	0.29%	\$9,157M
SAN-FR	Sanofi	27.09%	0.30%	0.12%	\$2,988M
SU-FR	Schneider Electric SE	26.26%	0.41%	0.27%	\$3,178M
OR-FR	L'Oreal S.A.	22.63%	0.38%	0.22%	\$3,837M
TTE-FR	TotalEnergies SE	22.35%	0.31%	0.06%	\$3,738M
BNP-FR	BNP Paribas S.A. Class A	17.88%	0.17%	0.04%	\$1,684M
EL-FR	EssilorLuxottica SA	16.20%	0.22%	0.13%	\$2,220M
AI-FR	Air Liquide SA	15.92%	0.18%	0.04%	\$1,042M
CS-FR	AXA SA	15.64%	0.14%	0.05%	\$1,658M
CAP-FR	Cappemini SE	11.73%	0.10%	0.05%	\$1,701M
AIR-FR	Airbus SE	11.73%	0.15%	0.03%	\$3,603M
BN-FR	Danone SA	11.45%	0.14%	0.09%	\$2,305M
RI-FR	Pernod Ricard SA	10.61%	0.09%	0.02%	\$1,488M
DG-FR	VINCI SA	10.34%	0.12%	0.02%	\$1,589M
RMS-FR	Hermes International SCA	9.78%	0.14%	0.04%	\$2,094M



Top Stock Holdings, %

Fund Name	Ticker	Stock Name	Weight
GuardCap UCITS Funds Plc - Global Equ..	EL-FR	EssilorLuxottica SA	7.17%
MassMutual Premier Global Fund	MC-FR	LVMH Moet Hennessy ..	6.92%
Mundoval Fund	LVMUY-US	LVMH Moet Hennessy ..	6.90%
PGIM Jennison Global Opportunities Fu..	RMS-FR	Hermes International ..	6.66%
Invesco Global Inv. Ser. - Global Focus ..	RMS-FR	Hermes International ..	6.60%
PGIM Jennison Global Opportunities Fu..	MC-FR	LVMH Moet Hennessy ..	6.60%
Invesco Global Growth Fund	MC-FR	LVMH Moet Hennessy ..	6.41%
Invesco Global Inv. Ser. - Global Equity..	VRLA-FR	Verallia SAS	6.33%
Fundsmith Equity Fund	OR-FR	L'Oreal S.A.	5.84%
Thornburg Global Opportunities Fund	TTE-FR	TotalEnergies SE	5.67%
First Sentier Investors ICVC - Stewart I..	BIM-FR	bioMerieux SA	5.63%
GAMCO Global Growth Fund	MC-FR	LVMH Moet Hennessy ..	5.41%
Schoellerbank Aktienfonds Value	SU-FR	Schneider Electric SE	5.35%
MainFirst SICAV - Global Equities Fund	MC-FR	LVMH Moet Hennessy ..	5.33%
BNY Mellon Worldwide Growth Fund	MC-FR	LVMH Moet Hennessy ..	5.11%



Top Sector Holdings, %

Fund Name	Sector	Weight
PGIM Jennison Global Opportunities Fu..	Consumer Discretionary	13.26%
MassMutual Premier Global Fund	Consumer Discretionary	10.20%
GAMCO Global Growth Fund	Consumer Discretionary	9.33%
Invesco Global Growth Fund	Consumer Discretionary	8.99%
BL - Equities Dividend	Consumer Discretionary	8.40%
PGIM Jennison Global Opportunities Fu..	Consumer Staples	8.10%
FTIF SICAV - Global Climate Change Fu..	Industrials	7.82%
Baillie Gifford Investment Funds ICVC - ..	Consumer Discretionary	7.78%
CapitalatWork Foyer Umbrella - Contra..	Industrials	7.55%
GuardCap UCITS Funds Plc - Global Equ..	Health Care	7.17%
Mundoval Fund	Consumer Discretionary	6.90%
Seligson & Co. Global Top 25 Brands Fu..	Consumer Staples	6.73%
GAMAX Funds - Junior	Consumer Discretionary	6.63%
Invesco Global Inv. Ser. - Global Focus ..	Consumer Discretionary	6.60%
BNY Mellon Worldwide Growth Fund	Consumer Discretionary	6.56%

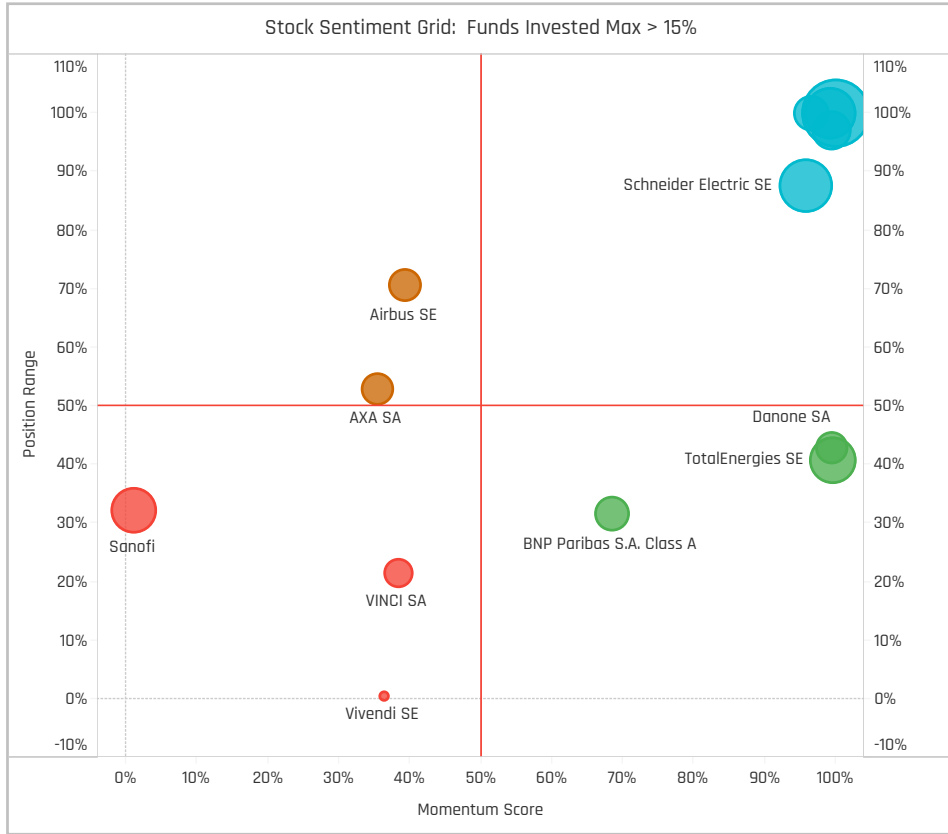
Top Stock Holdings, \$

Fund Name	Ticker	Stock Name	Value
American Funds Capital World Growth ..	MC-FR	LVMH Moet Hennessy La..	\$2,086M
Fundsmith Equity Fund	OR-FR	L'Oreal S.A.	\$1,755M
Fundsmith Equity Fund	MC-FR	LVMH Moet Hennessy La..	\$1,508M
American Funds New Perspective Fund	MC-FR	LVMH Moet Hennessy La..	\$1,479M
American Funds Capital World Growth ..	AIR-FR	Airbus SE	\$1,224M
American Funds New Perspective Fund	AIR-FR	Airbus SE	\$849M
American Funds New Perspective Fund	TTE-FR	TotalEnergies SE	\$773M
American Funds New Perspective Fund	RMS-FR	Hermes International SC..	\$754M
Morgan Stanley Inv. Fds. - Global Bran..	MC-FR	LVMH Moet Hennessy La..	\$713M
American Funds New Perspective Fund	SAF-FR	Safran S.A.	\$709M
American Funds New Perspective Fund	EL-FR	EssilorLuxottica SA	\$676M
American Funds Capital World Growth ..	SAF-FR	Safran S.A.	\$673M
American Funds Capital World Growth ..	TTE-FR	TotalEnergies SE	\$652M
American Funds New Perspective Fund	KER-FR	Kering SA	\$621M
First Eagle Global Fund	BN-FR	Danone SA	\$558M

Largest Changes in Fund Weight, %

Fund Name	New or C..	Change
Touchstone Strategic Trust - No..		6.18%
Quilter Investors Series I - Globa..	New	5.37%
Thornburg Global Opportunities ..		5.07%
Pax Global Environmental Marke..		4.35%
Aviva Invs. - Global Equity Endur..	New	3.87%
GAMCO Global Growth Fund		3.72%
Templeton Growth Fund Inc.		3.54%
JPMorgan Funds - Global Focus ..		-2.04%
Ninety One Gb. Strat. Fd. - Glob..	Close	-2.16%
UniGlobal		-2.43%
Harbor Global Leaders Fund	Close	-2.73%
UniGlobal II		-2.82%
UniNachhaltig Aktien Global		-3.09%
Franklin Mutual Ser. Fds. - Globa..		-3.53%

Ave Wgt Δ	Funds Invested Δ	Fund Flows, \$	Av Wgt vs ACWI Δ	Funds O/W % Δ
0.64%	0.28%	\$1,650M	0.31%	2.51%



Aggregate Stock Holdings Changes

Ticker	Stock Name	Funds Invested % Δ	Average Weight Δ	Fund Flows, \$
MC-FR	LVMH Moet Hennessy Louis Vu..	2.51%	0.15%	\$358M
BN-FR	Danone SA	1.68%	0.01%	\$108M
DSY-FR	Dassault Systemes SA	1.40%	0.00%	\$92M
TTE-FR	TotalEnergies SE	1.12%	0.05%	\$570M
RMS-FR	Hermes International SCA	1.12%	0.03%	(\$65M)
EL-FR	EssilorLuxottica SA	1.12%	0.02%	\$54M
GTT-FR	Gaztransport & Technigaz SA	0.84%	0.00%	\$7M
SGO-FR	Compagnie de Saint-Gobain SA	-0.84%	0.01%	(\$13M)
CS-FR	AXA SA	-1.12%	0.04%	\$68M
CAP-FR	Capgemini SE	-1.12%	-0.01%	\$229M
SAN-FR	Sanofi	-1.68%	-0.02%	(\$259M)
MMT-FR	Metropole Television SA	-2.23%	0.00%	(\$1M)
EAPI-FR	Euroapi SA	-2.51%	0.00%	(\$4M)
KER-FR	Kering SA	-2.51%	-0.01%	(\$307M)

Largest Fund Flows, \$

Fund Name	New or Cl..	Flow
American Funds New Perspecti..		\$818M
Deka - DividendenStrategie		\$259M
Templeton Growth Fund Inc.		\$235M
FTIF SICAV - Growth (Euro) Fund		\$220M
Fidelity Funds SICAV - Global Di..		\$196M
Morgan Stanley Invt. Fds. - Glo..		\$187M
UniFavorit: Aktien		\$164M
Swedbank Robur Kapitalinvest		(\$65M)
Fidelity Series Intrinsic Opportu..		(\$71M)
JPMorgan Funds - Global Focus..		(\$89M)
UniNachhaltig Aktien Global		(\$99M)
PGIM Jennison Global Opportun..		(\$192M)
Franklin Mutual Ser. Fds. - Glob..		(\$285M)
UniGlobal		(\$351M)

Largest Fund Level Changes in Stock Weight, %

Fund Name	Stock Name	New ..	Change
Thornburg Global Opportunities Fu..	BNP Paribas S.A. Class A	New	4.82%
Aviva Invs. - Global Equity Enduran..	Teleperformance SA	New	3.87%
Quilter Investors Series I - Global ..	Safran S.A.	New	3.20%
S&W Aubrey Capital Mgmt. Inv. F..	LVMH Moet Hennessy La..	New	3.07%
SEB Aktiesparfond	BNP Paribas S.A. Class A		2.93%
American Century Focused Global ..	AXA SA	New	2.90%
Touchstone Strategic Trust - Non-..	TotalEnergies SE		2.57%
SEB Aktiesparfond	Sanofi	Close	-1.79%
JPMorgan Funds - Global Focus Fu..	Safran S.A.	Close	-1.86%
LF Liontrust Investment Funds III ..	TotalEnergies SE		-1.92%
Franklin Mutual Ser. Fds. - Global ..	BNP Paribas S.A. Class A	Close	-2.04%
Ninety One Gb. Strat. Fd. - Global ..	VINCI SA	Close	-2.16%
DWS Invest - CROCI Global Dividen..	Kering SA	Close	-2.43%
Harbor Global Leaders Fund	Safran S.A.	Close	-2.73%

Sector Holding Changes: [Funds Invested Δ] / [Ave Wgt Δ] / Fund Flows, \$

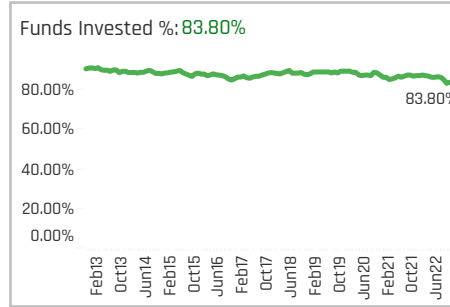
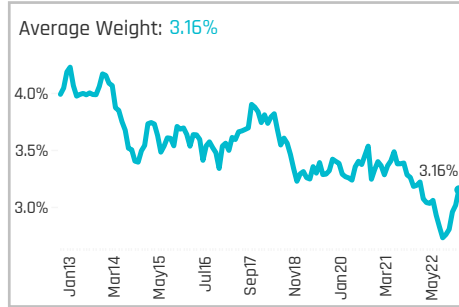
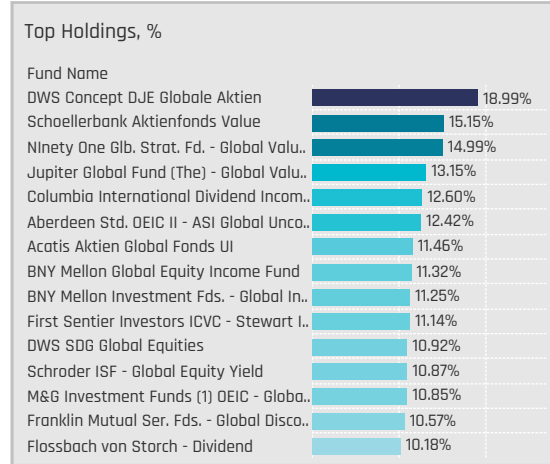
Sector	Weight Change	Flow
Consumer Staples	1.96%	\$55M
Consumer Discretionary	1.68%	\$219M
Energy	1.40%	\$570M
Utilities	1.12%	\$44M
Financials	0.28%	(\$95M)
Real Estate	0.00%	\$2M
Materials	0.00%	(\$135M)
Health Care	-0.28%	(\$222M)
Industrials	-0.56%	\$395M
Communication Services	-1.40%	\$202M
Information Technology	-1.68%	(\$514M)

Largest Changes in Fund Sector Weight, %

Fund Name	New o..	Sector	Change
Thornburg Global Opportunities Fund	New	Financials	4.82%
Aviva Invs. - Global Equity Enduranc..	New	Industrials	3.87%
PGIM Jennison Global Opportunities..		Consumer Discretionary	3.67%
Quilter Investors Series I - Global Un..	New	Industrials	3.20%
S&W Aubrey Capital Mgmt. Inv. Fu..	New	Consumer Discretionary	3.07%
American Century Focused Global G..	New	Financials	2.90%
GAMCO Global Growth Fund		Consumer Discretionary	2.81%
JPMorgan Funds - Global Focus Fund		Industrials	-1.84%
LF Liontrust Investment Funds III - ..		Energy	-1.92%
UniNachhaltig Aktien Global	Close	Consumer Discretionary	-1.97%
Franklin Mutual Ser. Fds. - Global Di..	Close	Financials	-2.04%
DWS Invest - CROCI Global Dividends		Consumer Discretionary	-2.14%
Ninety One Gb. Strat. Fd. - Global D..	Close	Industrials	-2.16%
Harbor Global Leaders Fund	Close	Industrials	-2.73%

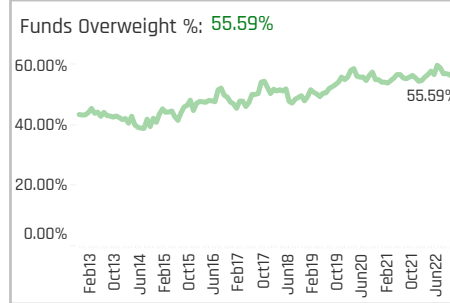
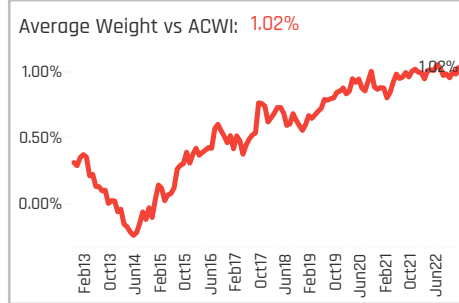
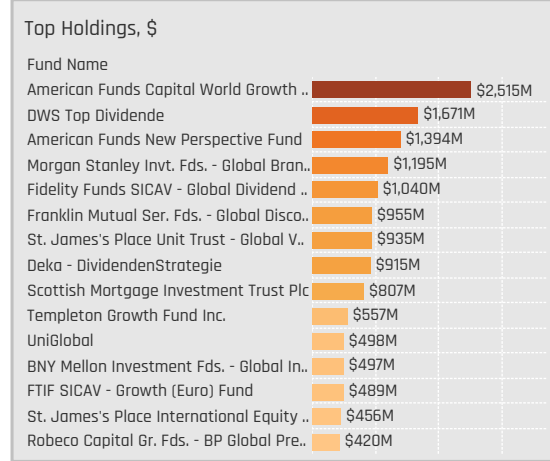
Largest Fund Level Stock Inflows/Outflows, \$

Fund Name	Stock Name	New..	Flow
American Funds New Perspective F..	TotalEnergies SE		\$459M
American Funds Capital World Gro..	Capgemini SE		\$248M
American Funds Capital World Gro..	Publicis Groupe SA		\$173M
American Funds Capital World Gro..	Legrand SA	New	\$137M
American Funds New Perspective F..	EssilorLuxottica SA		\$127M
Old Westbury Large Cap Strategies..	LVMH Moet Hennessy La..		\$109M
Morgan Stanley Invt. Fds. - Global ..	LVMH Moet Hennessy La..		\$106M
American Funds Capital World Gro..	Air Liquide SA		(\$93M)
American Funds Capital World Gro..	Eiffage SA	Close	(\$120M)
Franklin Mutual Ser. Fds. - Global Di..	Alstom SA	Close	(\$123M)
UniGlobal	VINCI SA	Close	(\$132M)
American Funds Capital World Gro..	VINCI SA		(\$142M)
Franklin Mutual Ser. Fds. - Global Di..	BNP Paribas S.A. Class A	Close	(\$176M)
American Funds Capital World Gro..	Sanofi	Close	(\$311M)



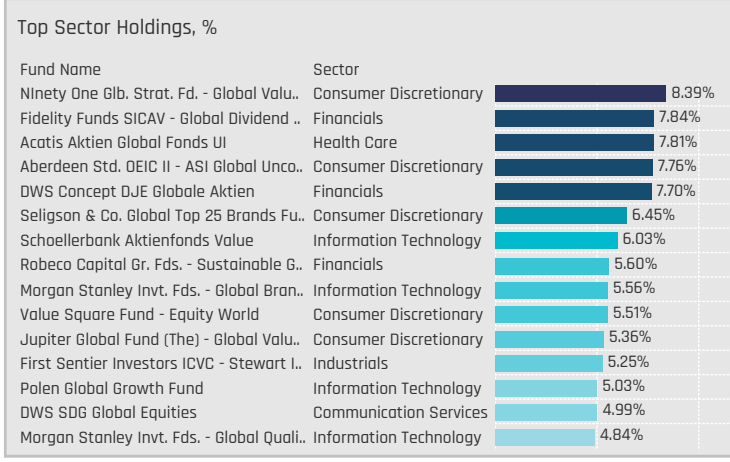
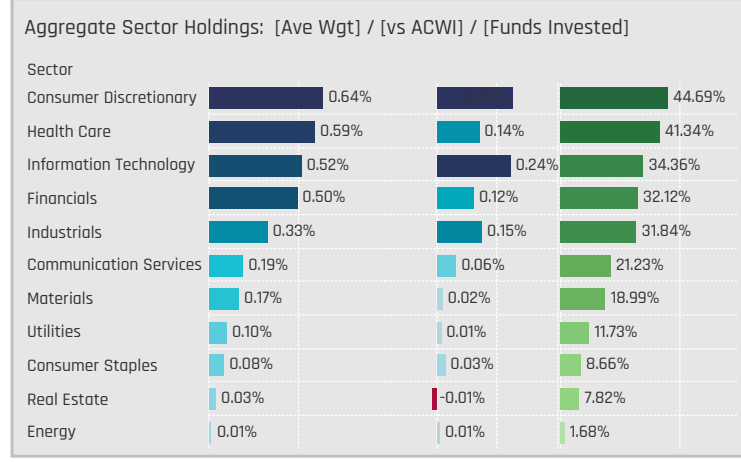
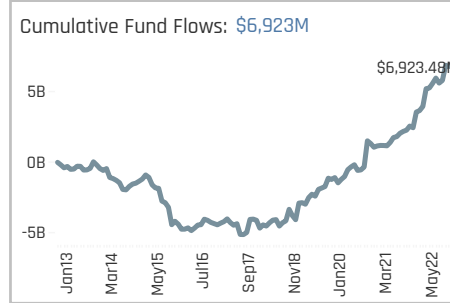
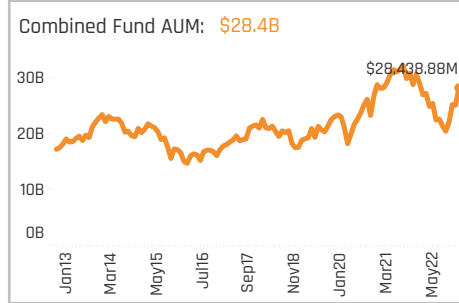
Aggregate Stock Holdings Data, Ranked by Most Widely Held.

Ticker	Stock Name	Funds Invested %	Average Weight	Vs Benchmark	Fund AUM, \$
SAP-DE	SAP SE	20.95%	0.31%	0.12%	\$3,347M
SIE-DE	Siemens AG	18.16%	0.22%	0.02%	\$2,553M
DPW-DE	Deutsche Post AG	16.20%	0.14%	0.08%	\$780M
DTE-DE	Deutsche Telekom AG	15.92%	0.16%	0.05%	\$1,638M
ALV-DE	Allianz SE	14.80%	0.14%	-0.01%	\$1,354M
IFX-DE	Infineon Technologies AG	13.69%	0.17%	0.09%	\$932M
DB1-DE	Deutsche Boerse AG	13.69%	0.17%	0.12%	\$1,496M
MBG-DE	Mercedes-Benz Group AG	13.41%	0.11%	0.02%	\$732M
BAYN-DE	Bayer AG	12.29%	0.13%	0.03%	\$1,365M
ADS-DE	adidas AG	10.34%	0.08%	0.03%	\$531M
BMW-DE	Bayerische Motoren Werke AG	10.06%	0.09%	0.04%	\$478M
MUV2-DE	Munich Reinsurance Company	9.50%	0.11%	0.03%	\$873M
VOW3-DE	Volkswagen AG Pref	8.66%	0.05%	0.01%	\$643M
MRK-DE	Merck KGaA	8.10%	0.05%	-0.01%	\$319M
BAS-DE	BASF SE	6.42%	0.04%	-0.05%	\$355M



Top Stock Holdings, %

Fund Name	Ticker	Stock Name	Weight
Ninety One Glb. Strat. Fd. - Global Valu..	VTSC-DE	Vitesco Technologies ..	6.27%
Schoellerbank Aktienfonds Value	SAP-DE	SAP SE	6.03%
Morgan Stanley Inv. Fds. - Global Bran..	SAP-DE	SAP SE	5.56%
First Sentier Investors ICVC - Stewart I..	DPW-DE	Deutsche Post AG	5.25%
Polen Global Growth Fund	SAP-DE	SAP SE	5.03%
DWS SDG Global Equities	DTE-DE	Deutsche Telekom AG	4.99%
Morgan Stanley Inv. Fds. - Global Quali..	SAP-DE	SAP SE	4.84%
Sanlam Universal Fds. Plc - Global High..	SAP-DE	SAP SE	4.70%
Wasatch Global Value Fund	MUV2-DE	Munich Reinsurance Co..	4.68%
Acatis Aktien Global Fonds UI	BNTX-US	BioNTech SE Sponsore..	4.66%
Aberdeen Std. OEIC II - ASI Global Unco..	RWE-DE	RWE AG	4.66%
AIM Fds. Grp. (IFG) - Invesco Global Car..	SAP-DE	SAP SE	4.58%
AIM Fds. Grp. (IFG) - Invesco Global Car..	KGX-DE	KION GROUP AG	4.49%
DWS Concept DJE Globale Aktien	HNR1-DE	Hannover Rueck SE	4.24%
Aberdeen Std. OEIC II - ASI Global Unco..	EVD-DE	CTS Eventim AG & Co..	4.23%



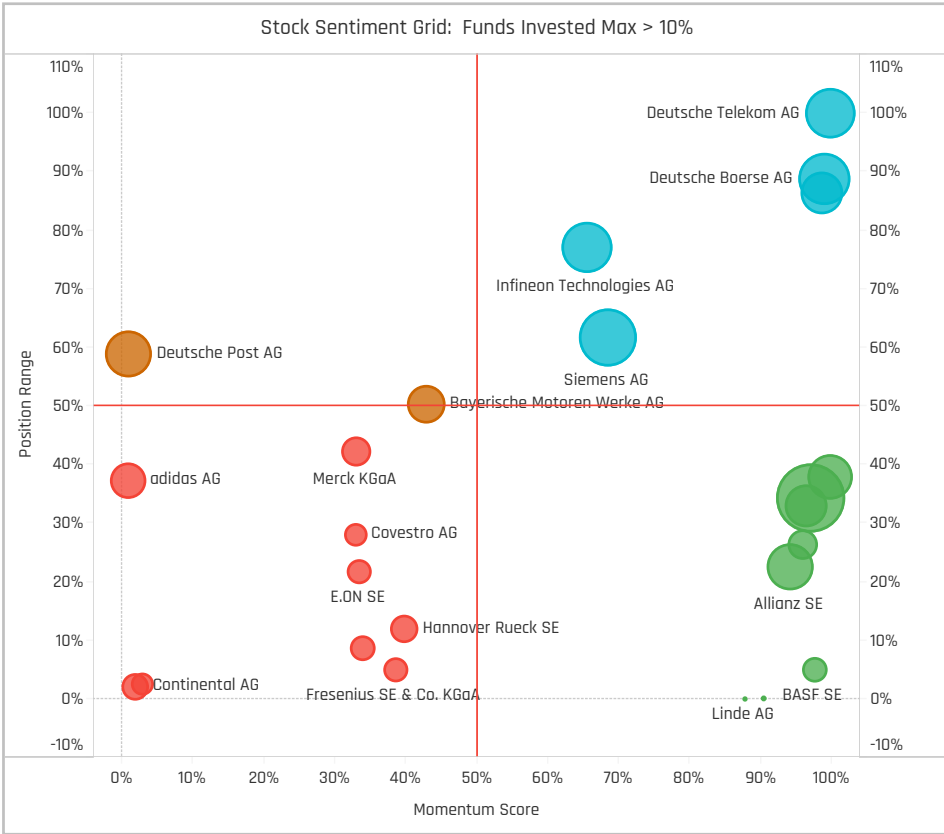
Top Stock Holdings, \$

Fund Name	Ticker	Stock Name	Value
Morgan Stanley Inv. Fds. - Global Bran..	SAP-DE	SAP SE	\$1,195M
American Funds Capital World Growth ..	SIE-DE	Siemens AG	\$543M
American Funds New Perspective Fund	SAP-DE	SAP SE	\$503M
American Funds Capital World Growth ..	SHL-DE	Siemens Healthineers AG	\$454M
Scottish Mortgage Investment Trust Plc	DHER-DE	Delivery Hero SE	\$412M
Fidelity Funds SICAV - Global Dividend ..	DB1-DE	Deutsche Boerse AG	\$410M
DWS Top Dividende	DTE-DE	Deutsche Telekom AG	\$361M
DWS Top Dividende	HNR1-DE	Hannover Rueck SE	\$346M
Ninety One Glb. Strat. Fd. - Global Fran..	BEI-DE	Beiersdorf AG	\$310M
First Eagle Global Fund	HEN3-DE	Henkel AG & Co. KGaA Pr..	\$294M
American Funds Capital World Growth ..	EOAN-DE	E.ON SE	\$282M
Fidelity Funds SICAV - Global Dividend ..	MUV2-DE	Munich Reinsurance Co..	\$272M
DWS Top Dividende	SIE-DE	Siemens AG	\$272M
Scottish Mortgage Investment Trust Plc	ZAL-DE	Zalando SE	\$260M
Franklin Mutual Ser. Fds. - Global Disco..	DTE-DE	Deutsche Telekom AG	\$246M

Largest Changes in Fund Weight, %

Fund Name	New or C..	Weight Change
CS Invst. Fds. 2 - (Lux) Global Divi..		4.57%
Thornburg Global Opportunities ..		3.88%
Janus Henderson Global Select ..	New	3.76%
UniNachhaltig Aktien Global		3.24%
Schroder ISF - Global Equity Yield		3.23%
BNY Mellon Global Equity Incom..		3.08%
SEB Aktiesparfond	New	3.07%
DWS Invest - CROCI Global Divid..		-2.04%
Holberg Global	Close	-2.45%
Liontrust Investment Funds I - G..	Close	-2.82%
GAM Star Fund Plc - Worldwide ..		-2.91%
Advisors Series Trust - Scharf Gl..	Close	-2.91%
Franklin Mutual Ser. Fds. - Beac..		-3.88%
Quilter Investors Series I - Globa..	Close	-4.80%

Ave Wgt Δ	Funds Invested Δ	Fund Flows, \$	Av Wgt vs ACWI Δ	Funds O/W % Δ
0.32%	-2.79%	\$1,270M	-0.01%	-3.35%



Aggregate Stock Holdings Changes

Ticker	Stock Name	Funds Invested % Δ	Average Weight Δ	Fund Flows, \$
P911-DE	Porsche AG	4.19%	0.02%	\$192M
BAYN-DE	Bayer AG	2.79%	0.01%	\$326M
DTE-DE	Deutsche Telekom AG	1.68%	0.03%	\$222M
DB1-DE	Deutsche Boerse AG	1.68%	0.00%	(\$19M)
MBG-DE	Mercedes-Benz Group AG	1.12%	0.03%	(\$95M)
BEI-DE	Beiersdorf AG	1.12%	0.01%	\$28M
DBK-DE	Deutsche Bank Aktiengesellsc..	0.84%	0.01%	\$5M
ADS-DE	adidas AG	-1.12%	-0.03%	(\$118M)
PSM-DE	ProSiebenSat.1 Media SE	-1.40%	0.00%	(\$4M)
EOAN-DE	E.ON SE	-1.40%	0.01%	(\$30M)
HEI-DE	HeidelbergCement AG	-1.40%	-0.01%	(\$202M)
BNR-DE	Brenntag Societas Europaea	-1.68%	-0.01%	\$28M
1COV-DE	Covestro AG	-1.68%	0.01%	\$21M
DPW-DE	Deutsche Post AG	-1.96%	-0.01%	(\$86M)

Largest Fund Flows, \$

Fund Name	New or Cl..	Flow
St. James's Place Unit Trust - G..		\$258M
American Funds New Perspecti..		\$164M
Templeton Growth Fund Inc.		\$139M
St. James's Place Unit Trust - S..		\$123M
Morgan Stanley Invst. Fds. - Glo..		\$113M
UniGlobal		\$111M
Vanguard Global Equity Fund		\$104M
Allianz Interglobal		(\$33M)
Handelsbanken Global Tema		(\$37M)
DNB Global (IV)		(\$41M)
St. James's Place International..		(\$51M)
Swedbank Robur Globalfond		(\$52M)
Franklin Mutual Ser. Fds. - Glob..		(\$94M)
Franklin Mutual Ser. Fds. - Beac..		(\$118M)

Largest Fund Level Changes in Stock Weight, %

Fund Name	Stock Name	New ..	Weight Change
Thornburg Global Opportunities Fu..	Mercedes-Benz Group AG	New	2.85%
Value Square Fund - Equity World	Bayerische Motoren Wer..		2.82%
Sarasin Funds ICVC - Global Divide..	Siemens Healthineers AG	New	2.41%
Schroder ISF - Global Equity Yield	HeidelbergCement AG	New	2.40%
St. James's Place Unit Trust - Sust..	Hannover Rueck SE		2.16%
UniNachhaltig Aktien Global	Munich Reinsurance Com..	New	2.13%
SEB Aktiesparfond	SAP SE	New	2.03%
Holberg Global	Varta AG	Close	-2.45%
Quilter Investors Series I - Global ..	Continental AG	Close	-2.53%
Quilter Investors Series I - Global ..	HeidelbergCement AG	Close	-2.79%
Liontrust Investment Funds I - Glo..	Volkswagen AG	Close	-2.82%
Advisors Series Trust - Scharf Glob..	Porsche Automobil Holdi..	Close	-2.91%
Quilter Investors Series I - Global ..	Bayer AG	Close	-3.85%
Quilter Investors Series I - Global ..	Vitesco Technologies Gro..	Close	-5.62%

Sector Holding Changes: [Funds Invested Δ] / [Ave Wgt Δ] / Fund Flows, \$

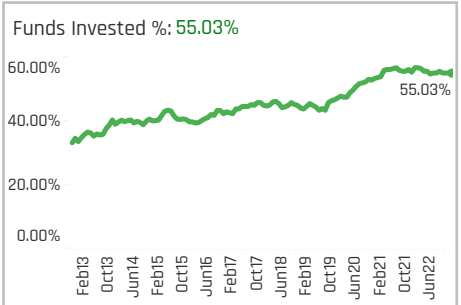
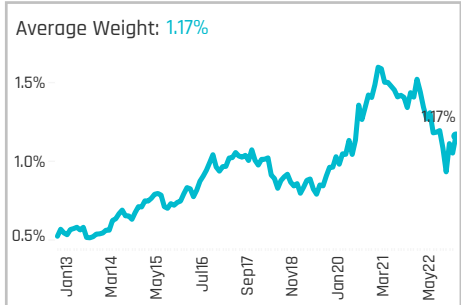
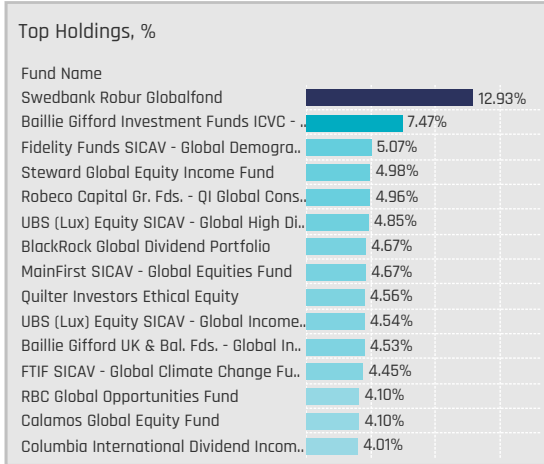
Sector	Weight Change	Flow
Communication Services	1.40%	\$231M
Consumer Staples	0.84%	\$45M
Energy	0.56%	\$5M
Financials	0.28%	\$196M
Multi	0.00%	
Real Estate	-0.84%	(\$41M)
Information Technology	-1.12%	\$94M
Health Care	-1.68%	(\$1069M)
Utilities	-1.96%	(\$64M)
Consumer Discretionary	-1.96%	(\$79M)
Materials	-2.79%	(\$252M)
Industrials	-4.75%	\$67M

Largest Changes in Fund Sector Weight, %

Fund Name	New o..	Sector	Weight Change
UniNachhaltig Aktien Global		Financials	3.09%
Thornburg Global Opportunities Fund	New	Consumer Discretionary	2.85%
Schroder ISF - Global Equity Yield		Materials	2.74%
Ninety One Glob. Strat. Fd. - Global St..	New	Health Care	2.33%
St. James's Place Unit Trust - Sust. ..		Financials	2.16%
SEB Aktiesparfond	New	Information Technology	2.03%
Virtus NFJ Global Sustainability Fund	New	Real Estate	2.01%
Holberg Global	Close	Industrials	-2.45%
Quilter Investors Series I - Global Un..	Close	Materials	-2.79%
Liontrust Investment Funds I - Glob..	Close	Consumer Discretionary	-2.82%
Advisors Series Trust - Scharf Globa..	Close	Consumer Discretionary	-2.91%
Artisan Global Equity Fund	Close	Industrials	-3.43%
Quilter Investors Series I - Global Un..	Close	Health Care	-3.85%
Quilter Investors Series I - Global Un..	Close	Consumer Discretionary	-8.16%

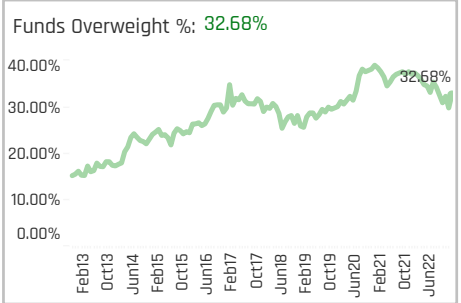
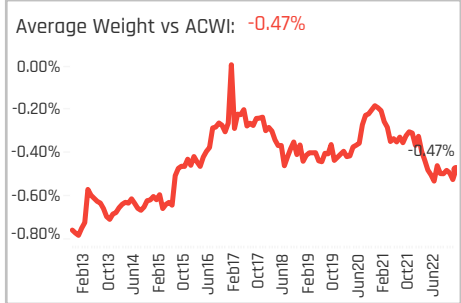
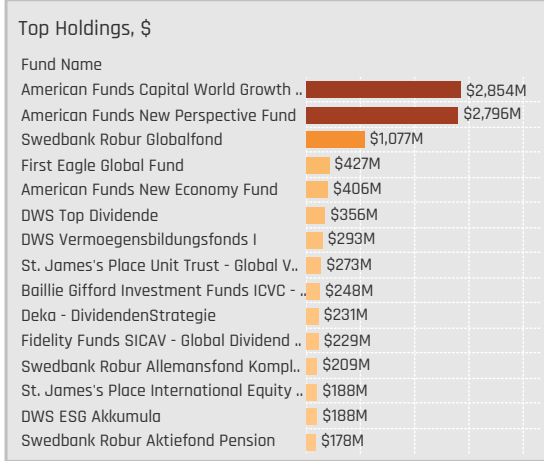
Largest Fund Level Stock Inflows/Outflows, \$

Fund Name	Stock Name	New..	Flow
American Funds Capital World Gro..	Siemens AG		\$242M
Morgan Stanley Invst. Fds. - Global ..	SAP SE		\$113M
American Funds Capital World Gro..	Deutsche Telekom AG		\$100M
UniGlobal	Bayer AG	New	\$96M
American Funds New Perspective F..	BioNTech SE Sponsored ..		\$94M
St. James's Place Unit Trust - Glob..	Volkswagen AG Pref		\$88M
Swedbank Robur Globalfond	Merck KGaA	New	\$84M
American Funds Capital World Gro..	Merck KGaA	Close	(\$69M)
Swedbank Robur Globalfond	Infineon Technologies AG	Close	(\$71M)
Franklin Mutual Ser. Fds. - Beacon ..	HeidelbergCement AG	Close	(\$76M)
UniGlobal	Mercedes-Benz Group AG	Close	(\$96M)
DWS Top Dividende	BASF SE	Close	(\$101M)
Franklin Mutual Ser. Fds. - Global Di..	HeidelbergCement AG	Close	(\$109M)
American Funds Capital World Gro..	Volkswagen AG Pref	Close	(\$410M)



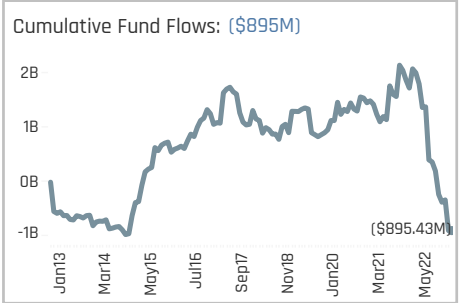
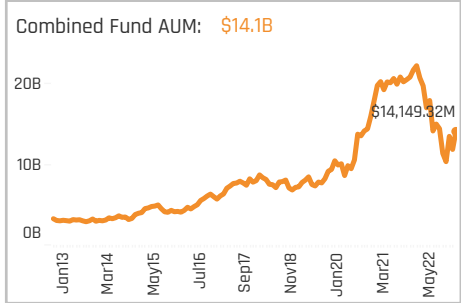
Aggregate Stock Holdings Data, Ranked by Most Widely Held.

Ticker	Stock Name	Funds Invested %	Average Weight	Vs Benchmark	Fund AUM, \$
2330-TW	Taiwan Semiconductor Manuf..	47.21%	0.87%	0.15%	\$11,929M
2454-TW	MediaTek Inc	7.82%	0.05%	-0.01%	\$542M
2317-TW	Hon Hai Precision Industry Co...	3.63%	0.02%	-0.06%	\$203M
2308-TW	Delta Electronics, Inc.	3.35%	0.03%	0.00%	\$294M
2303-TW	United Microelectronics Corp.	2.23%	0.01%	-0.01%	\$25M
8069-TW	E Ink Holdings Inc.	1.96%	0.01%	0.00%	\$81M
6239-TW	Powertech Technology Inc.	1.96%	0.00%	0.00%	\$2M
3034-TW	Novatek Microelectronics Corp.	1.96%	0.00%	0.00%	\$13M
2379-TW	Realtek Semiconductor Corp	1.96%	0.00%	0.00%	\$5M
2301-TW	Lite-On Technology Corp.	1.96%	0.01%	0.01%	\$71M
3711-TW	ASE Technology Holding Co., L..	1.68%	0.01%	-0.01%	\$7M
3037-TW	Unimicron Technology Corp.	1.68%	0.00%	-0.01%	\$3M
2412-TW	Chunghwa Telecom Co., Ltd	1.68%	0.01%	-0.03%	\$12M
2882-TW	Cathay Financial Holdings Co.,...	1.40%	0.01%	-0.01%	\$10M
2395-TW	Advantech Co., Ltd.	1.40%	0.00%	0.00%	\$5M



Top Stock Holdings, %

Fund Name	Ticker	Stock Name	Weight
Baillie Gifford Investment Funds ICVC - ..	2330-TW	Taiwan Semiconducto..	7.47%
Swedbank Robur Globalfond	2330-TW	Taiwan Semiconducto..	6.89%
MainFirst SICAV - Global Equities Fund	2330-TW	Taiwan Semiconducto..	4.67%
RBC Global Opportunities Fund	2330-TW	Taiwan Semiconducto..	4.10%
Calamos Global Equity Fund	2330-TW	Taiwan Semiconducto..	4.10%
FTIF SICAV - Global Climate Change Fu..	2330-TW	Taiwan Semiconducto..	4.05%
Vanguard Global ESG Select Stock Fund	2330-TW	Taiwan Semiconducto..	3.91%
Aberdeen Std. OEIC II - ASI Global Unco..	2330-TW	Taiwan Semiconducto..	3.86%
Comgest Monde	2330-TW	Taiwan Semiconducto..	3.71%
Comgest Growth Plc - Global Flex	2330-TW	Taiwan Semiconducto..	3.71%
Brown Advisory Funds Plc - Global Lea..	2330-TW	Taiwan Semiconducto..	3.63%
Redwheel Funds SICAV - Global Horizo..	2330-TW	Taiwan Semiconducto..	3.40%
Brown Advisory Global Leaders Fund	2330-TW	Taiwan Semiconducto..	3.35%
Fidelity Funds SICAV - Global Demogra..	2330-TW	Taiwan Semiconducto..	3.32%
Guinness Atkinson Global Innovators F..	2330-TW	Taiwan Semiconducto..	3.30%



Aggregate Sector Holdings: [Ave Wgt] / [vs ACWI] / [Funds Invested]

Sector	Ave Wgt	Vs ACWI	Funds Invested
Information Technology	1.10%	0.02%	53.91%
Financials	0.02%	-0.17%	5.03%
Industrials	0.02%	-0.08%	5.59%
Communication Services	0.01%	-0.03%	2.23%
Consumer Discretionary	0.01%	-0.02%	3.07%
Health Care	0.00%	0.00%	1.12%
Materials	0.00%	-0.16%	1.96%
Consumer Staples	0.00%	-0.04%	1.40%
Energy	0.00%	0.00%	0.00%

Top Sector Holdings, %

Fund Name	Sector	Weight
Swedbank Robur Globalfond	Information Technology	11.47%
Baillie Gifford Investment Funds ICVC - ..	Information Technology	7.47%
Steward Global Equity Income Fund	Information Technology	4.98%
BlackRock Global Dividend Portfolio	Information Technology	4.67%
MainFirst SICAV - Global Equities Fund	Information Technology	4.67%
Quilter Investors Ethical Equity	Information Technology	4.56%
RBC Global Opportunities Fund	Information Technology	4.10%
Calamos Global Equity Fund	Information Technology	4.10%
FTIF SICAV - Global Climate Change Fu..	Information Technology	4.05%
Columbia International Dividend Incom..	Information Technology	4.01%
UBS (Lux) Equity SICAV - Global High Di..	Information Technology	3.99%
ASN Beleggingsfondsen UCITS NV - Du..	Information Technology	3.91%
Vanguard Global ESG Select Stock Fund	Information Technology	3.91%
Pax Global Environmental Markets Fund	Information Technology	3.90%
Aberdeen Std. OEIC II - ASI Global Unco..	Information Technology	3.86%

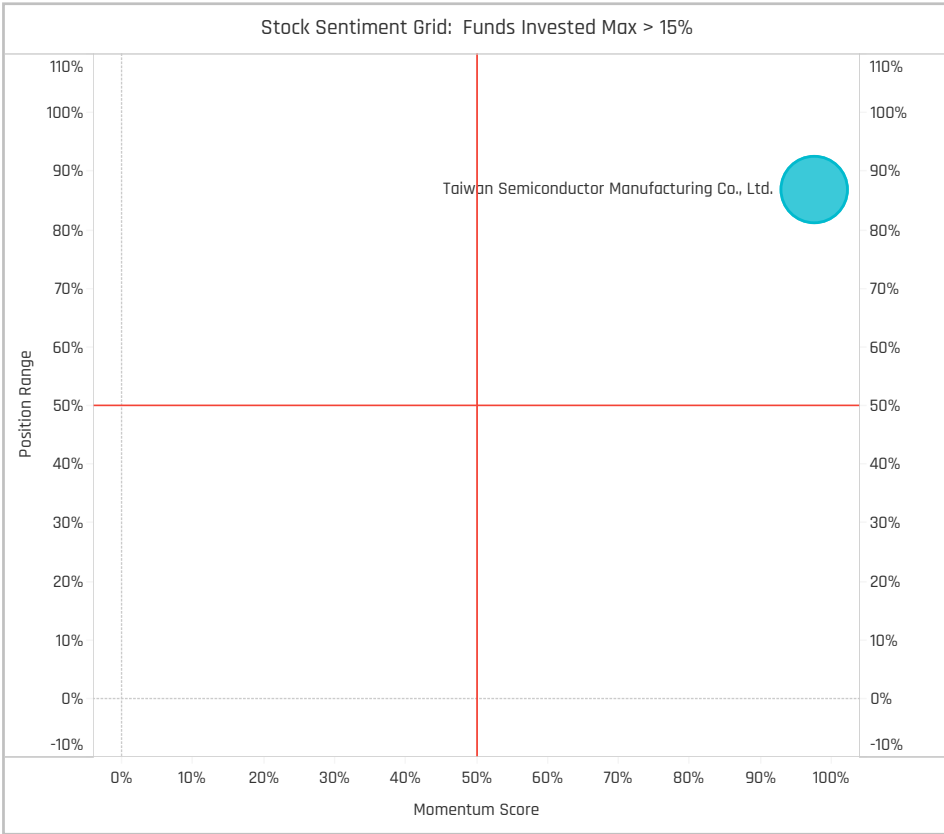
Top Stock Holdings, \$

Fund Name	Ticker	Stock Name	Value
American Funds New Perspective Fund	2330-TW	Taiwan Semiconductor ..	\$2,653M
American Funds Capital World Growth ..	2330-TW	Taiwan Semiconductor ..	\$2,453M
Swedbank Robur Globalfond	2330-TW	Taiwan Semiconductor ..	\$574M
First Eagle Global Fund	2330-TW	Taiwan Semiconductor ..	\$427M
DWS Top Dividende	2330-TW	Taiwan Semiconductor ..	\$356M
DWS Vermoegensbildungsfonds I	2330-TW	Taiwan Semiconductor ..	\$293M
Baillie Gifford Investment Funds ICVC - ..	2330-TW	Taiwan Semiconductor ..	\$248M
Deka - DividendenStrategie	2330-TW	Taiwan Semiconductor ..	\$231M
Fidelity Funds SICAV - Global Dividend ..	2330-TW	Taiwan Semiconductor ..	\$229M
American Funds New Economy Fund	2330-TW	Taiwan Semiconductor ..	\$228M
Swedbank Robur Allemansfond Kompl..	2330-TW	Taiwan Semiconductor ..	\$209M
American Funds Capital World Growth ..	2308-TW	Delta Electronics, Inc.	\$188M
St. James's Place International Equity ..	2330-TW	Taiwan Semiconductor ..	\$188M
DWS ESG Akkumula	2330-TW	Taiwan Semiconductor ..	\$188M
St. James's Place Unit Trust - Global V..	2330-TW	Taiwan Semiconductor ..	\$171M

Largest Changes in Fund Weight, %

Fund Name	New or C..	Change
Touchstone Strategic Trust - No..	New	3.20%
Quilter Investors Series I - Globa..	New	2.49%
Vanguard Global ESG Select Sto..		1.69%
FTIF SICAV - Global Climate Cha..		1.27%
Sarasin Funds ICVC - Thematic ..		1.22%
Ninety One Glob. Strat. Fd. - Glob..		1.20%
Guinness Asset Mgmt. Fund Plc ..		1.14%
BNY Mellon Global Equity Incom..		-1.22%
Columbia Select Global Equity F..		-1.24%
SEB Fund 1 - Global Climate Opp..		-1.30%
Invesco Global Invnt. Ser. - Global..		-1.51%
BNY Mellon Investment Fds. - Gl..	Close	-2.10%
PGIM Jennison Global Opportuni..	Close	-2.51%
Janus Henderson Sustainable/R..	Close	-2.69%

Ave Wgt Δ	Funds Invested Δ	Fund Flows, \$	Av Wgt vs ACWI Δ	Funds O/W % Δ
-0.02%	0.00%	(\$1,268M)	-0.02%	-2.79%



Largest Fund Flows, \$

Fund Name	New or Cl..	Flow
Guinness Asset Mgmt. Fund Plc..		\$58M
St. James's Place Unit Trust - G..		\$35M
FTIF SICAV - Growth (Euro) Fund		\$34M
Swedbank Robur Globalfond		\$28M
Templeton Growth Fund Inc.		\$25M
Janus Henderson Global Select..		\$18M
FTIF SICAV - Global Climate Cha..		\$17M
Franklin Mutual Ser. Fds. - Glob..	Close	(\$62M)
American Funds New Economy ..		(\$74M)
DWS Top Dividende		(\$86M)
BNY Mellon Investment Fds. - G..	Close	(\$98M)
PGIM Jennison Global Opportun..	Close	(\$106M)
American Funds New Perspecti..		(\$277M)
American Funds Capital World ..		(\$394M)

Aggregate Stock Holdings Changes

Ticker	Stock Name	Funds Invested % Δ	Average Weight Δ	Fund Flows, \$
4958-TW	Zhen Ding Technology Holding ..	0.84%	0.00%	\$2M
8069-TW	E Ink Holdings Inc.	0.56%	0.00%	\$14M
6669-TW	Wiwynn Corp.	0.56%	0.00%	\$2M
2368-TW	Gold Circuit Electronics Ltd	0.56%	0.00%	\$1M
3711-TW	ASE Technology Holding Co., Lt..	0.56%	0.01%	\$4M
2330-TW	Taiwan Semiconductor Manuf..	0.56%	0.01%	(\$1,018M)
2890-TW	SinoPac Financial Holdings Co...	0.28%	0.00%	\$0M
2379-TW	Realtek Semiconductor Corp	-0.56%	0.00%	(\$1M)
2603-TW	Evergreen Marine Corp. (Taiwa..	-0.84%	0.00%	\$0M
2882-TW	Cathay Financial Holdings Co., ..	-0.84%	0.00%	(\$15M)
3034-TW	Novatek Microelectronics Corp.	-1.12%	0.00%	(\$17M)
4966-TW	Parade Technologies, Ltd.	-1.12%	0.00%	\$18M
2454-TW	MediaTek Inc	-1.12%	0.00%	\$23M
2357-TW	Asustek Computer Inc.	-1.12%	-0.01%	(\$2M)

Largest Fund Level Changes in Stock Weight, %

Fund Name	Stock Name	New ..	Change
Touchstone Strategic Trust - Non-..	Taiwan Semiconductor M..	New	3.20%
Quilter Investors Series I - Global ..	Taiwan Semiconductor M..	New	2.49%
Fidelity Funds SICAV - First All Cou..	Taiwan Semiconductor M..	New	2.02%
Swedbank Robur Globalfond	Taiwan Semiconductor M..		1.80%
Steward Global Equity Income Fund	ASE Technology Holding ..	New	1.80%
Vanguard Global ESG Select Stock ..	Taiwan Semiconductor M..		1.69%
FTIF SICAV - Global Climate Chang..	Taiwan Semiconductor M..		1.32%
Steward Global Equity Income Fund	Silicon Motion Technolog..	Close	-1.43%
Invesco Global Invnt. Ser. - Global E..	Taiwan Semiconductor M..		-1.51%
SEB Fund 1 - Global Climate Oppor..	Sino-American Silicon Pr..	Close	-1.56%
Fidelity Invnt. Funds - Global Focus ..	SINBON Electronics Co., L..	Close	-1.66%
BNY Mellon Investment Fds. - Glob..	Delta Electronics, Inc.	Close	-2.10%
PGIM Jennison Global Opportuni..	Taiwan Semiconductor M..	Close	-2.51%
Janus Henderson Sustainable/Res..	Taiwan Semiconductor M..	Close	-2.69%

Sector Holding Changes: [Funds Invested Δ] / [Ave Wgt Δ] / Fund Flows, \$

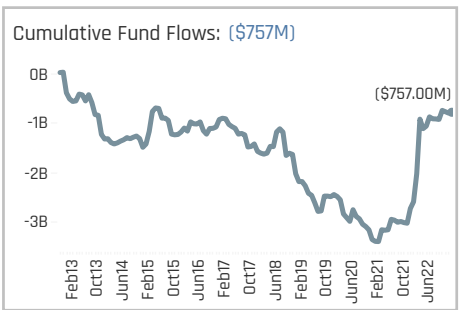
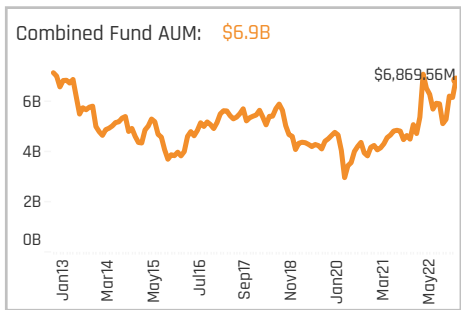
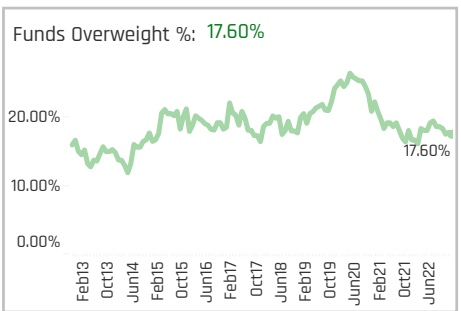
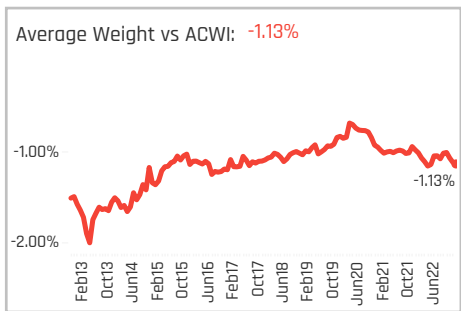
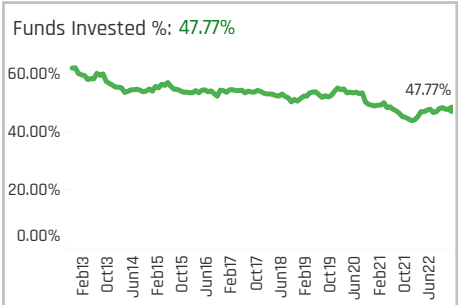
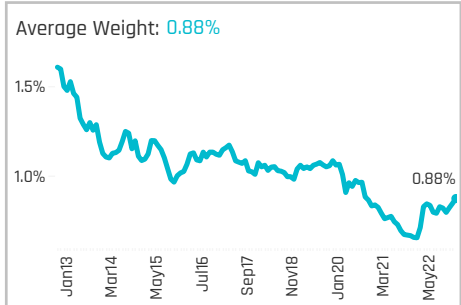
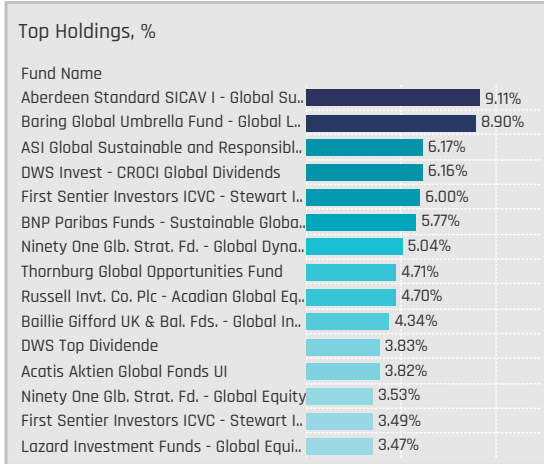
Sector	Funds Invested Δ	Ave Wgt Δ	Fund Flows, \$
Materials	0.28%	0.00%	(\$2M)
Utilities	0.00%	0.00%	
Real Estate	0.00%	0.00%	
Information Technology	0.00%	-0.07%	(\$1,128M)
Energy	-0.28%	0.00%	\$0M
Financials	-0.56%	0.00%	(\$19M)
Communication Services	-0.56%	0.00%	(\$3M)
Health Care	-0.56%	0.00%	(\$4M)
Consumer Staples	-0.56%	0.00%	\$0M
Consumer Discretionary	-0.56%	0.00%	(\$24M)
Industrials	-2.28%	0.00%	(\$89M)

Largest Changes in Fund Sector Weight, %

Fund Name	New o..	Sector	Change
Touchstone Strategic Trust - Non-U..	New	Information Technology	3.20%
Quilter Investors Series I - Global Un..	New	Information Technology	2.49%
Vanguard Global ESG Select Stock F..		Information Technology	1.69%
Fidelity Funds SICAV - First All Coun..		Information Technology	1.52%
Swedbank Robur Globalfond		Information Technology	1.35%
FTIF SICAV - Global Climate Change ..		Information Technology	1.32%
Sarasin Funds ICVC - Thematic Glob..		Information Technology	1.22%
Lazard Investment Funds - Global E..		Information Technology	-1.10%
BNY Mellon Global Equity Income Fu..		Information Technology	-1.22%
Columbia Select Global Equity Fund		Information Technology	-1.24%
Invesco Global Invnt. Ser. - Global Eq..		Information Technology	-1.51%
BNY Mellon Investment Fds. - Global..	Close	Information Technology	-2.10%
PGIM Jennison Global Opportunitie..	Close	Information Technology	-2.51%
Janus Henderson Sustainable/Resp..	Close	Information Technology	-2.69%

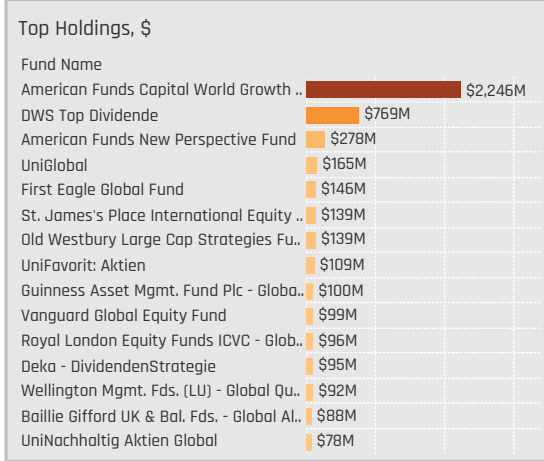
Largest Fund Level Stock Inflows/Outflows, \$

Fund Name	Stock Name	New..	Flow
Swedbank Robur Globalfond	Taiwan Semiconductor M..		\$114M
American Funds New Economy Fund	eMemory Technology, Inc.		\$84M
Guinness Asset Mgmt. Fund Plc - Gl..	Taiwan Semiconductor M..		\$58M
Vanguard Global Equity Fund	Hon Hai Precision Industr..	New	\$48M
FTIF SICAV - Growth (Euro) Fund	Taiwan Semiconductor M..		\$34M
St. James's Place Unit Trust - Glob..	Taiwan Semiconductor M..		\$32M
Templeton Growth Fund Inc.	Taiwan Semiconductor M..		\$25M
American Funds Capital World Gro..	Delta Electronics, Inc.		(\$64M)
DWS Top Dividende	Taiwan Semiconductor M..		(\$86M)
BNY Mellon Investment Fds. - Glob..	Delta Electronics, Inc.	Close	(\$98M)
PGIM Jennison Global Opportunitie..	Taiwan Semiconductor M..	Close	(\$106M)
American Funds New Economy Fund	Taiwan Semiconductor M..		(\$135M)
American Funds New Perspective F..	Taiwan Semiconductor M..		(\$287M)
American Funds Capital World Gro..	Taiwan Semiconductor M..		(\$350M)



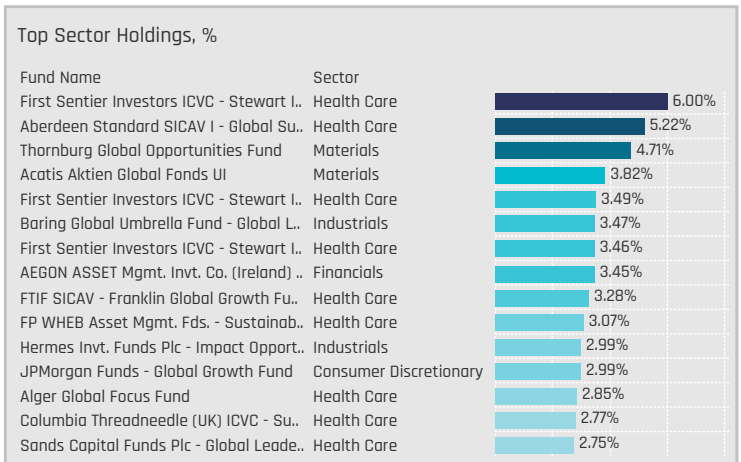
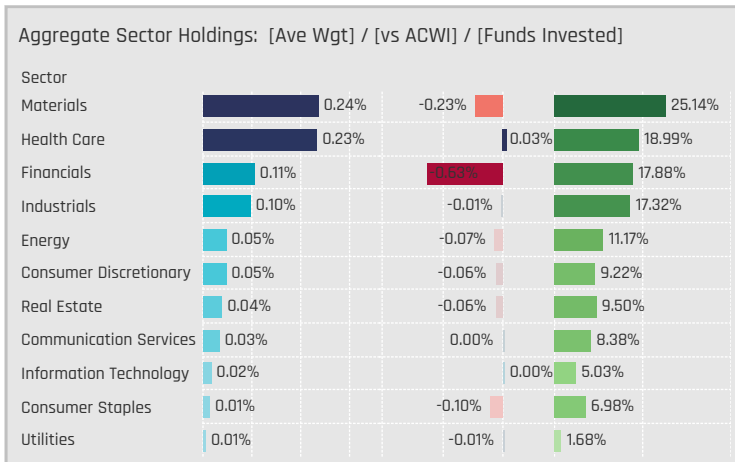
Aggregate Stock Holdings Data, Ranked by Most Widely Held.

Ticker	Stock Name	Funds Invested %	Average Weight	Vs Benchmark	Fund AUM, \$
BHP-AU	BHP Group Ltd	13.41%	0.11%	-0.21%	\$1,468M
CSL-AU	CSL Limited	12.57%	0.16%	0.00%	\$971M
BXB-AU	Brambles Limited	7.54%	0.04%	0.01%	\$171M
WDS-AU	Woodside Energy Group Ltd	7.26%	0.02%	-0.06%	\$511M
FMG-AU	Fortescue Metals Group Ltd	6.42%	0.04%	0.00%	\$1,314M
SHL-AU	Sonic Healthcare Limited	6.15%	0.03%	0.02%	\$194M
AZJ-AU	Aurizon Holdings Ltd.	5.31%	0.01%	0.01%	\$34M
CBA-AU	Commonwealth Bank of Austr..	5.03%	0.01%	-0.21%	\$37M
ALL-AU	Aristocrat Leisure Limited	4.75%	0.01%	-0.02%	\$86M
TLS-AU	Telstra Group Limited	4.47%	0.01%	-0.01%	\$67M
MQG-AU	Macquarie Group, Ltd.	4.19%	0.03%	-0.05%	\$231M
S32-AU	South32 Ltd.	3.91%	0.01%	-0.02%	\$26M
MPL-AU	Medibank Private Ltd.	3.91%	0.01%	0.00%	\$24M
GMG-AU	Goodman Group	3.63%	0.02%	-0.01%	\$361M
CPU-AU	Computershare Limited	3.63%	0.01%	0.00%	\$9M



Top Stock Holdings, %

Fund Name	Ticker	Stock Name	Weight
Thornburg Global Opportunities Fund	MIN-AU	Mineral Resources Lim..	4.71%
First Sentier Investors ICVC - Stewart I..	CSL-AU	CSL Limited	4.09%
Acatis Aktien Global Fonds UI	FMG-AU	Fortescue Metals Grou..	3.82%
First Sentier Investors ICVC - Stewart I..	CSL-AU	CSL Limited	3.49%
AEGON ASSET Mgmt. Inv. Co. (Ireland) ..	MQG-AU	Macquarie Group, Ltd.	3.45%
FTIF SICAV - Franklin Global Growth Fu..	CSL-AU	CSL Limited	3.28%
FP WHEB Asset Mgmt. Fds. - Sustainab..	CSL-AU	CSL Limited	3.07%
Hermes Inv. Funds Plc - Impact Oppor..	BXB-AU	Brambles Limited	2.99%
JPMorgan Funds - Global Growth Fund	IEL-AU	IDP Education Ltd.	2.99%
Alger Global Focus Fund	PME-AU	Pro Medicus Limited	2.85%
Aberdeen Standard SICAV I - Global Su..	CSL-AU	CSL Limited	2.82%
Columbia Threadneedle (UK) ICVC - Su..	CSL-AU	CSL Limited	2.77%
First Sentier Investors ICVC - Stewart I..	CSL-AU	CSL Limited	2.77%
Sands Capital Funds Plc - Global Leade..	CSL-AU	CSL Limited	2.75%
DWS Top Dividende	BHP-AU	BHP Group Ltd	2.74%



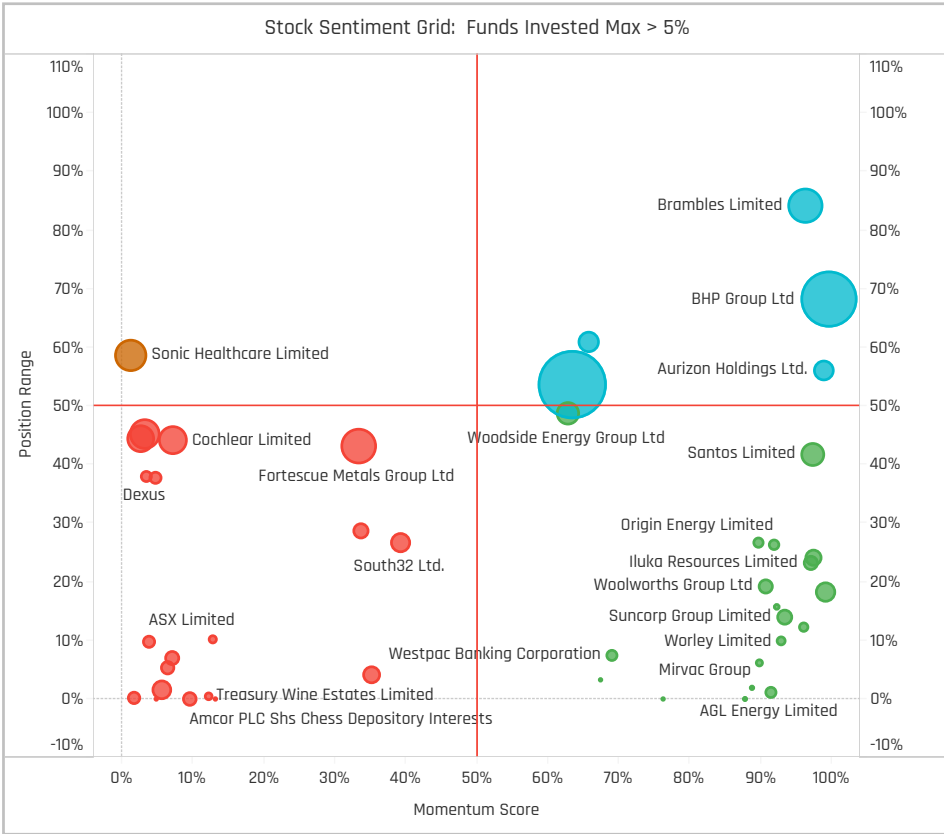
Top Stock Holdings, \$

Fund Name	Ticker	Stock Name	Amount
American Funds Capital World Growth ..	FMG-AU	Fortescue Metals Group ..	\$1,155M
DWS Top Dividende	BHP-AU	BHP Group Ltd	\$549M
American Funds Capital World Growth ..	BHP-AU	BHP Group Ltd	\$239M
American Funds Capital World Growth ..	WDS-AU	Woodside Energy Group ..	\$236M
American Funds New Perspective Fund	GMG-AU	Goodman Group	\$232M
DWS Top Dividende	WDS-AU	Woodside Energy Group ..	\$220M
American Funds Capital World Growth ..	TWE-AU	Treasury Wine Estates Li..	\$219M
UniGlobal	CSL-AU	CSL Limited	\$165M
First Eagle Global Fund	NCM-AU	Newcrest Mining Limited	\$146M
St. James's Place International Equity ..	BHP-AU	BHP Group Ltd	\$139M
UniFavorit: Aktien	CSL-AU	CSL Limited	\$109M
American Funds Capital World Growth ..	AMC-AU	Amcor PLC Shs Chess D..	\$104M
American Funds Capital World Growth ..	CSL-AU	CSL Limited	\$102M
Guinness Asset Mgmt. Fund Plc - Globa..	SHL-AU	Sonic Healthcare Limited	\$100M
American Funds Capital World Growth ..	MQG-AU	Macquarie Group, Ltd.	\$92M

Largest Changes in Fund Weight, %

Fund Name	New or C..	Change
Baring Global Umbrella Fund - Gl..		2.12%
Russell Inv. Co. Plc - Acadian Gl..		1.44%
DWS Top Dividende		1.31%
Thornburg Global Opportunities ..		1.30%
UniFavorit: Aktien	New	1.27%
Schroder ISF - QEP Global Quality		1.22%
CT (Irl) III PLC - Multi-Strategy Gl..		1.22%
Calamos Global Equity Fund	Close	-0.79%
Columbia International Dividend..		-0.82%
HSBC GIF - Global Equity Volatili..		-1.02%
Fidelity Funds SICAV - First All C..		-1.18%
SEB Aktiesparfond	Close	-1.23%
M&G Investment Funds (12) OEI..		-1.30%
Nuveen Global Dividend Growth ..		-2.26%

Ave Wgt Δ	Funds Invested Δ	Fund Flows, \$	Av Wgt vs ACWI Δ	Funds O/W % Δ
0.08%	1.12%	\$133M	-0.09%	-1.96%



Aggregate Stock Holdings Changes

Ticker	Stock Name	Funds Invested % Δ	Average Weight Δ	Fund Flows, \$
BHP-AU	BHP Group Ltd	1.40%	0.03%	(\$107M)
AZJ-AU	Aurizon Holdings Ltd.	1.40%	0.00%	\$13M
TLS-AU	Telstra Group Limited	1.12%	0.01%	\$46M
CPU-AU	Computershare Limited	0.84%	0.00%	(\$15M)
BXB-AU	Brambles Limited	0.84%	0.01%	\$8M
WTC-AU	Wisetech Global Ltd.	0.84%	0.00%	\$2M
STO-AU	Santos Limited	0.84%	0.00%	\$0M
MQG-AU	Macquarie Group, Ltd.	-0.84%	0.00%	(\$169M)
FMG-AU	Fortescue Metals Group Ltd	-0.84%	0.00%	(\$15M)
ANZ-AU	Australia and New Zealand Ba..	-0.84%	0.00%	(\$5M)
SRX-AU	Sierra Rutile Holdings Limited	-1.12%	0.00%	\$0M
BSL-AU	Bluescope Steel Limited	-1.40%	0.00%	\$2M
NCM-AU	Newcrest Mining Limited	-2.23%	0.00%	(\$8M)
SHL-AU	Sonic Healthcare Limited	-2.51%	0.00%	\$30M

Largest Fund Flows, \$

Fund Name	New or Cl..	Flow
DWS Top Dividende		\$133M
UniFavorit: Aktien	New	\$104M
Old Westbury Large Cap Strate..		\$69M
Guinness Asset Mgmt. Fund Plc..		\$41M
AB SICAV I - Low Volatility Equi..	New	\$35M
Swedbank Robur Kapitalinvest		\$21M
Ninety One Glb. Strat. Fd. - Glob..		\$17M
SEB Fund 1 - Global Fund		(\$9M)
BNY Mellon Investment Fds. - G..		(\$13M)
SEB Aktiesparfond	Close	(\$19M)
Baillie Gifford UK & Bal. Fds. - G..		(\$22M)
Vanguard Global Equity Fund		(\$57M)
St. James's Place International..		(\$57M)
American Funds New Perspecti..		(\$108M)

Largest Fund Level Changes in Stock Weight, %

Fund Name	Stock Name	New ..	Change
Russell Inv. Co. Plc - Acadian Glob..	Australia and New Zeala..	New	1.55%
Baring Global Umbrella Fund - Glo..	Steadfast Group Limited	New	1.54%
Russell Inv. Co. Plc - Acadian Glob..	BHP Group Ltd		1.45%
Baring Global Umbrella Fund - Glo..	Domino's Pizza Enterpris..	New	1.41%
Baring Global Umbrella Fund - Glo..	Johns Lyng Group Ltd	New	1.33%
Thornburg Global Opportunities Fu..	Mineral Resources Limited		1.31%
UniFavorit: Aktien	CSL Limited	New	1.30%
M&G Investment Funds (12) OEIC - ..	FBR Limited		-1.07%
Russell Inv. Co. Plc - Acadian Glob..	IGO Limited	Close	-1.08%
Fidelity Funds SICAV - First All Cou..	CSL Limited		-1.14%
SEB Aktiesparfond	Computershare Limited	Close	-1.23%
Fidelity Advisor Global Capital App..	Lynas Rare Earths Limited	Close	-1.89%
BNP Paribas Funds - Sustainable ..	Commonwealth Bank of ..	Close	-2.10%
Nuveen Global Dividend Growth Fu..	Amarco PLC Shs Chess De..	Close	-2.99%

Sector Holding Changes: [Funds Invested Δ] / [Ave Wgt Δ] / Fund Flows, \$

Sector	Wgt Δ	Flow
Communication Services	1.40%	\$43M
Information Technology	1.12%	(\$12M)
Energy	1.12%	\$146M
Industrials	0.56%	\$2M
Financials	0.28%	(\$202M)
Consumer Staples	0.28%	(\$17M)
Utilities	0.00%	\$2M
Multi	0.00%	
Consumer Discretionary	-0.28%	\$44M
Materials	-0.56%	(\$138M)
Real Estate	-0.84%	(\$15M)
Health Care	-0.84%	\$279M

Largest Changes in Fund Sector Weight, %

Fund Name	New a..	Sector	Change
Baring Global Umbrella Fund - Globa..		Industrials	2.41%
Russell Inv. Co. Plc - Acadian Global..	New	Financials	1.55%
Baring Global Umbrella Fund - Globa..	New	Financials	1.54%
Lazard Investment Funds - Global E..		Financials	1.41%
Thornburg Global Opportunities Fund		Materials	1.31%
UniFavorit: Aktien	New	Health Care	1.30%
abrdrn Dynamic Dividend Fund	New	Materials	1.17%
Columbia International Dividend Inc..	Close	Industrials	-0.87%
Lazard Investment Funds - Global E..	Close	Materials	-0.90%
M&G Investment Funds (12) OEIC - G..		Industrials	-1.07%
Fidelity Funds SICAV - First All Coun..		Health Care	-1.14%
SEB Aktiesparfond	Close	Information Technology	-1.23%
BNP Paribas Funds - Sustainable Gl..		Financials	-1.53%
Nuveen Global Dividend Growth Fund	Close	Materials	-2.34%

Largest Fund Level Stock Inflows/Outflows, \$

Fund Name	Stock Name	New..	Flow
DWS Top Dividende	Woodside Energy Group ..		\$133M
UniFavorit: Aktien	CSL Limited	New	\$104M
Old Westbury Large Cap Strategies..	CSL Limited	New	\$69M
American Funds Capital World Gra..	CSL Limited		\$56M
Guinness Asset Mgmt. Fund Plc - Gl..	Sonic Healthcare Limited		\$41M
American Funds Capital World Gra..	Aristocrat Leisure Limited		\$39M
AB SICAV I - Low Volatility Equity P..	Telstra Group Limited	New	\$35M
SEB Aktiesparfond	Computershare Limited	Close	(\$19M)
BNP Paribas Funds - Sustainable Gl..	Commonwealth Bank of ..	Close	(\$19M)
Baillie Gifford UK & Bal. Fds. - Globa..	BHP Group Ltd		(\$19M)
American Funds Capital World Gra..	BHP Group Ltd		(\$33M)
American Funds Capital World Gra..	Macquarie Group, Ltd.		(\$52M)
St. James's Place International Eq..	BHP Group Ltd		(\$57M)
American Funds New Perspective F..	Macquarie Group, Ltd.		(\$108M)

DISCLAIMER

This report is published by, and remains the copyright of, Copley Fund Research Limited. Unless otherwise agreed with Copley Fund Research Limited, this report may only be used by the permitted recipients and shall not be provided to any third parties. Receipt of this report should not be taken as permission to reproduce, copy or use any of the charts or data in internal or external presentations. To do so requires separate permission from Copley Fund Research Limited.

Copley Fund Research Limited uses reasonable efforts to obtain information from reliable sources, but all Publications are provided on an "as is" basis without representation or warranty of any kind (neither express nor implied) and Copley Fund Research disclaims liability for any Publication not being complete, accurate, suitable and relevant for the recipient.

The comments in this publication are for general information purposes only and do not constitute personalised financial advice. No consideration has been taken of your personal financial situation or investment goals in preparing this publication and the distribution of this publication is not a personalised service under the Financial Advisers Act 2008. If you wish to receive personalised financial advice, please contact your Investment Advisor.

Further, nothing in this report shall constitute or be deemed to constitute investment advice or a recommendation or an offer or solicitation and is not the basis for any contract to purchase or sell any security or other instrument. Should you undertake any such activity based on information contained in this report, you do so entirely at your own risk and Copley Fund Research shall have no liability whatsoever for any loss, damage, costs or expenses incurred or suffered by you as a result.

For US Investors this report is solely for Institutional use – not for public distribution.

For Canadian investors this report is solely for use by accredited investors.

