

China A-Share Equity
Active Fund Ownership Report
1/31/2023



China A-Share Equity Active Fund Ownership Report

1/31/2023

Introduction

In this data report, we analyse the holdings of actively managed China A-Share Equity Funds. The current fund sample spans 100 funds with a combined AUM of \$54.64Bn. The majority of strategies benchmark the MSCI China A-Shares Index

We analyse the latest published filings for all funds and aggregate together as of 1/31/2023. We show the most recent snapshot in positioning, time series data going back to 7/31/2015 and recent allocation shifts by the managers in our analysis.

Relative benchmark positioning is measured against the iShares IV Plc - MSCI China A UCITS ETF (CNYA) - proportionally adjusted to remove any cash holdings to better replicate the index.

All Cash Flow calculations are on a best estimates basis. We use monthly position changes and month end prices to estimate the net buying and selling value for each stock within each fund in our analysis.

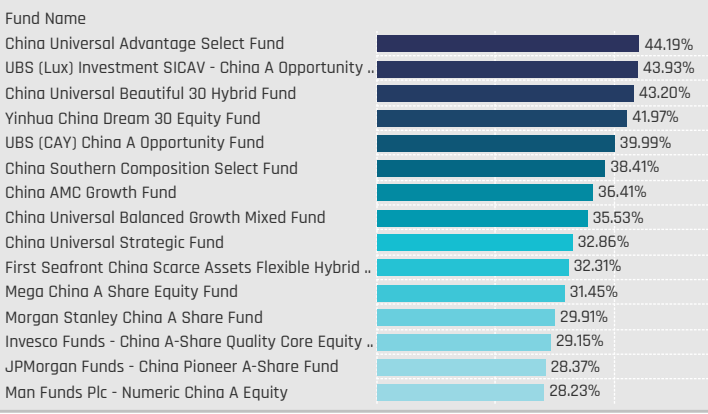
Contents

Sector Group Allocations	3
Sector Allocations	7
Industry Allocations	13
Stock Allocations	19
Sector Profiles	23

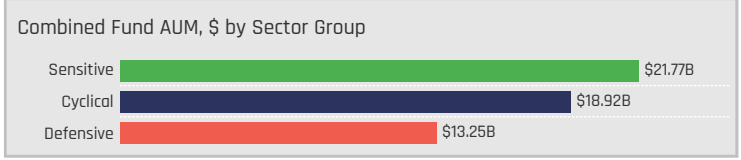
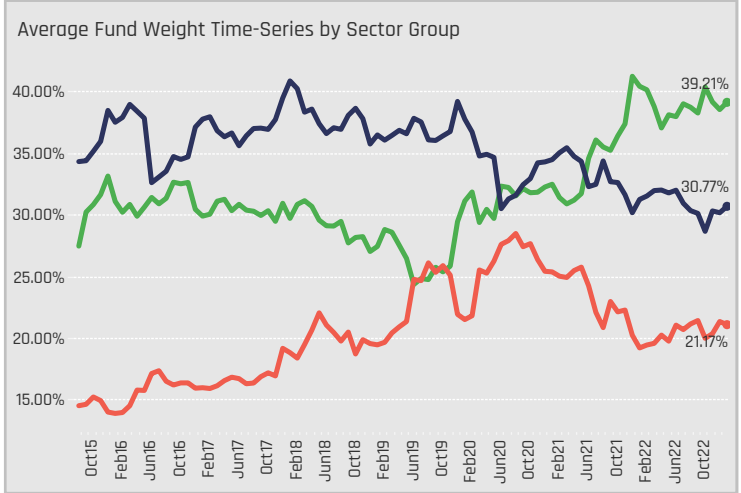
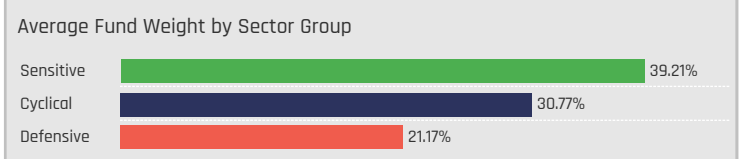
Sector Group Allocations

Sector Group Allocations

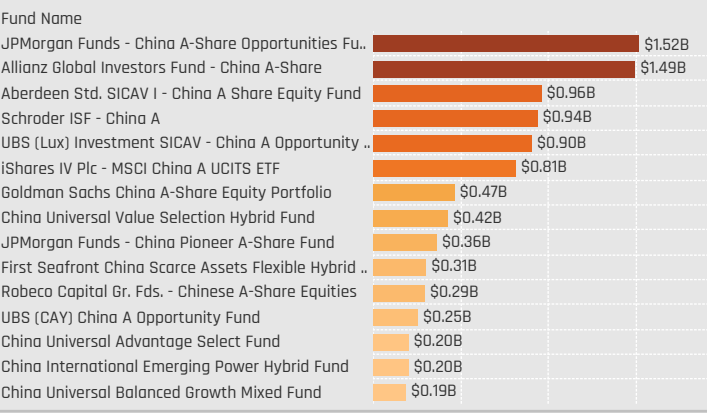
Defensive: Largest Fund Weights, %



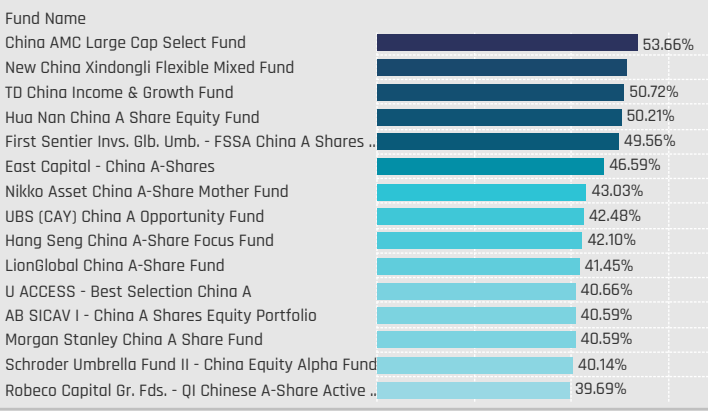
Defensives: Consumer Staples, Health Care, Utilities
 Cyclical: Consumer Discretionary, Financials, Materials, Real Estate
 Sensitive: Communication Services, Energy, Industrials, Information Technology



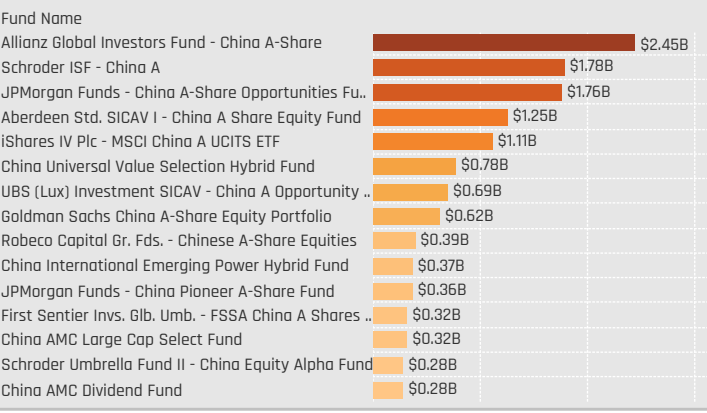
Defensive: Largest Fund AUM, \$



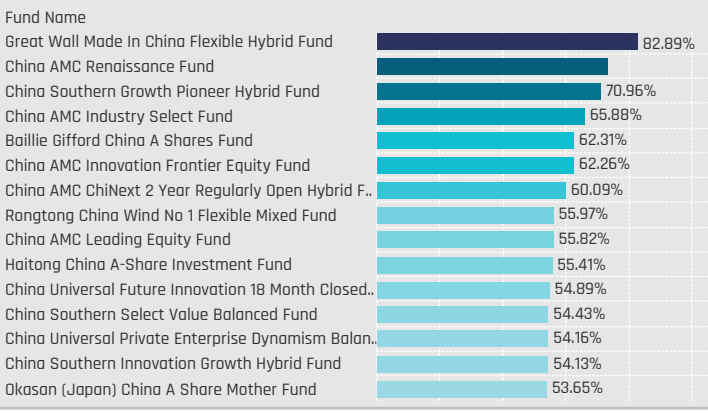
Cyclical: Largest Fund Weights, %



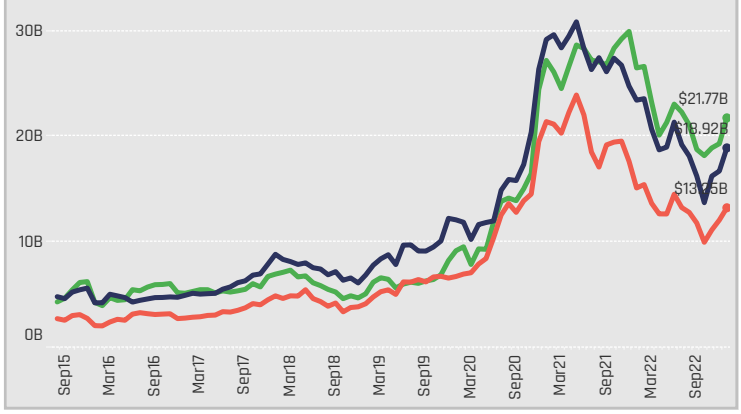
Cyclical: Largest Fund AUM, \$



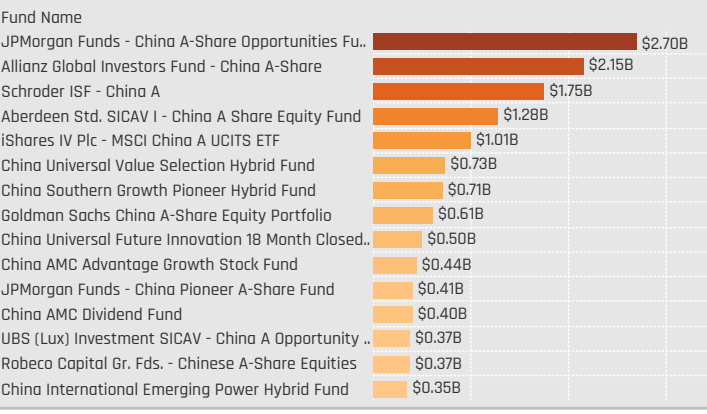
Sensitive: Largest Fund Weights, %



Combined Fund AUM, \$ Time-Series by Sector Group

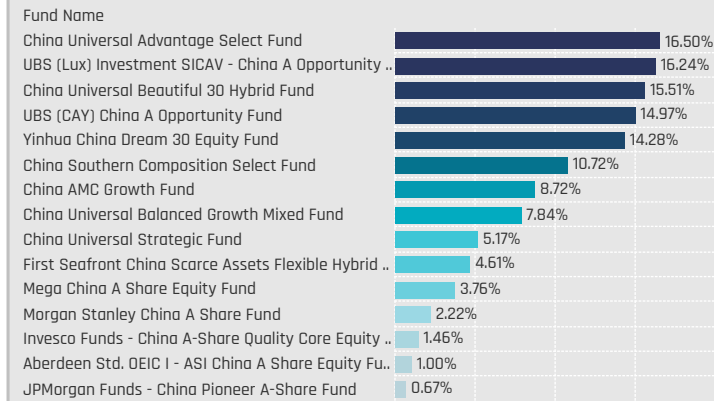


Sensitive: Largest Fund AUM, \$




Sector Group Allocations Relative to Benchmark

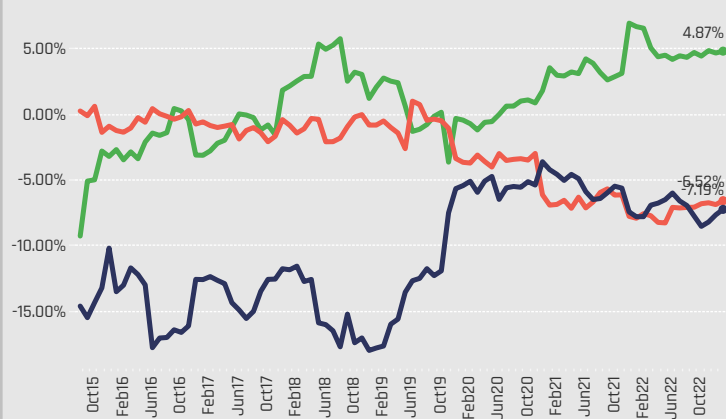
Defensive: Largest Overweight Allocations, %



Average Fund Weight vs CNYA by Sector Group



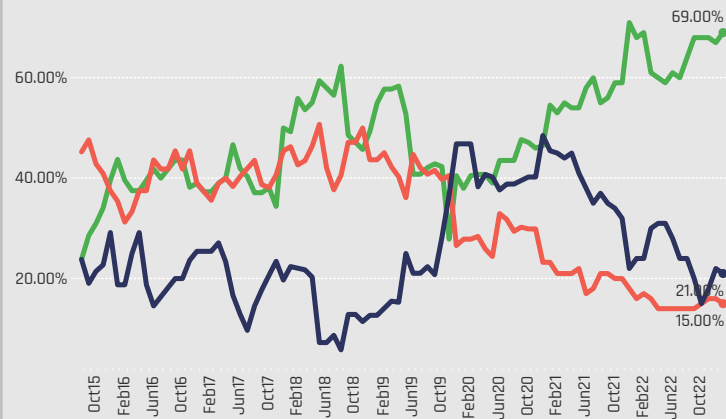
Average Fund Weight vs CNYA Time-Series by Sector Group



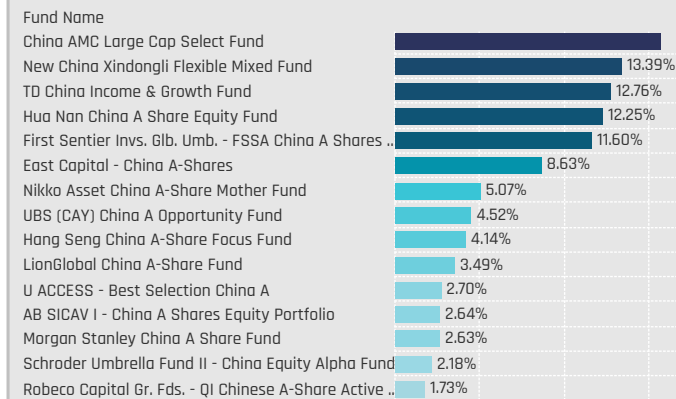
Percentage of Funds Overweight the CNYA by Sector Group



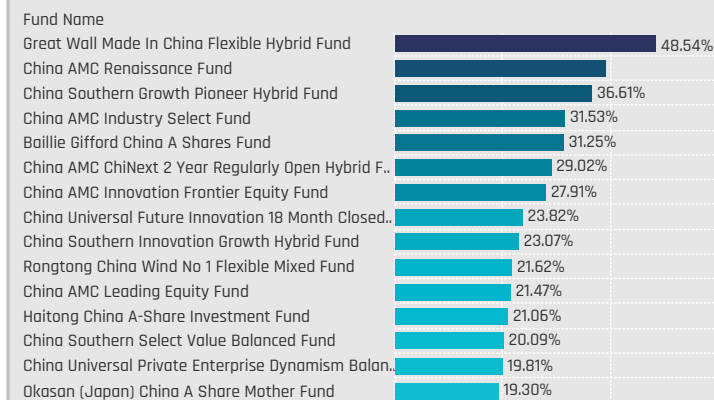
Percentage of Funds Overweight the CNYA Time-Series by Sector Group



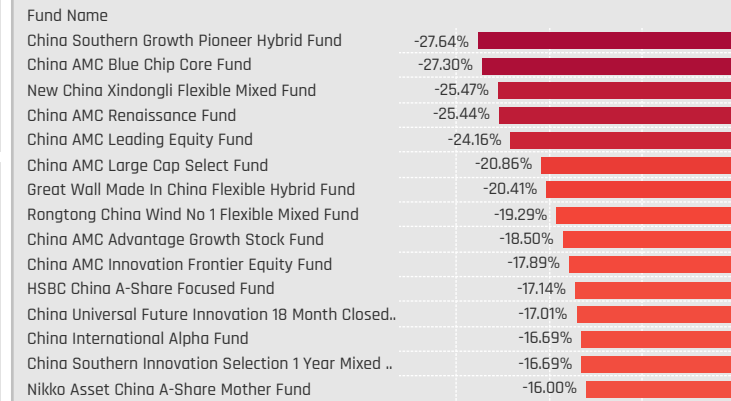
Cyclical: Largest Overweight Allocations, %



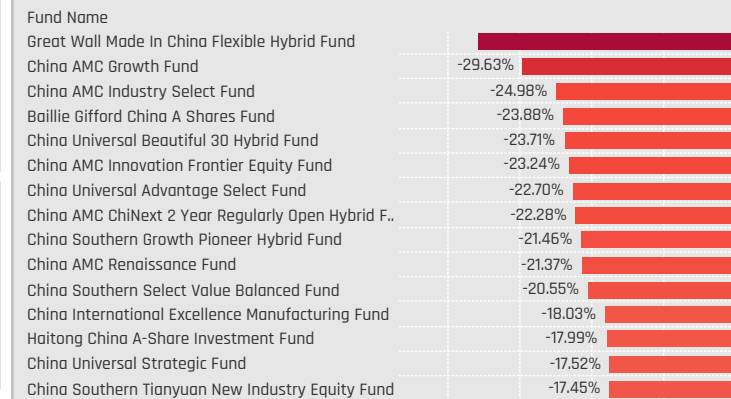
Sensitive: Largest Overweight Allocations, %



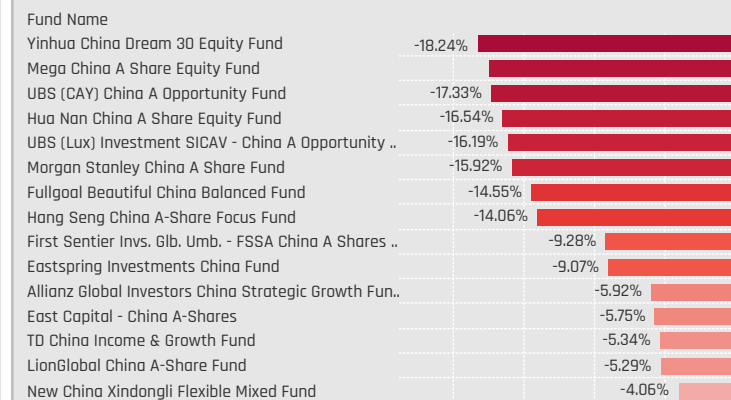
Defensive: Largest Underweight Allocations, %



Cyclical: Largest Underweight Allocations, %



Sensitive: Largest Underweight Allocations, %



Sector Group Allocation Changes [Fund Level]

Defensives: Largest Changes in Fund Weight, %. 7/31/2022 - 1/31/2023

Fund Name	New or Closed	Fund Weight, %	Weight Change, %
Templeton China A Shares Fund		22.66%	4.81%
Eastspring Investments - China A Shares Growth Fund		21.98%	4.27%
First Seafrost China Scarce Assets Flexible Hybrid Fund		32.31%	3.05%
First Sentier Invs. Glb. Umb. - FSSA China A Shares Fund		26.84%	2.95%
East Capital - China A-Shares		26.56%	2.92%
AB SICAV I - China A Shares Equity Portfolio		23.60%	2.74%
Eastspring Investments China Fund		25.81%	2.22%
Nikko Asset China A-Share Mather Fund		11.69%	-1.33%
JPMorgan Funds - China A-Share Opportunities Fund		24.82%	-1.92%
BlackRock China A Opportunities Fund		21.94%	-1.93%
Orient China Advantage Flexible Mixed Fund		17.62%	-1.96%
Morgan Stanley China A Share Fund		29.91%	-2.50%
Metzler Intl. Invt. Plc - China A Share Sus.Fd.		14.85%	-3.89%
BlackRock Global Funds - Systematic China A-Sh Opportunities		21.19%	-5.37%

Defensives: Largest Fund Flows, \$. 7/31/2022 - 1/31/2023

Fund Name	New or Closed	Fund AUM, \$	Fund Flows, \$
Schroder ISF - China A		\$940M	\$93.0M
Aberdeen Std. SICAV I - China A Share Equity Fund		\$963M	\$90.9M
Robeco Capital Gr. Fds. - Chinese A-Share Equities		\$293M	\$86.4M
iShares IV Plc - MSCI China A UCITS ETF		\$810M	\$79.2M
Goldman Sachs China A-Share Equity Portfolio		\$466M	\$33.0M
AB SICAV I - China A Shares Equity Portfolio		\$25M	\$4.8M
BlackRock Global Funds - China A-Shares Fund		\$8M	\$2.7M
Morgan Stanley China A Share Fund		\$121M	(\$7.8M)
Eastspring Investments - China A Shares Growth Fund		\$62M	(\$10.3M)
UBS (CAY) China A Opportunity Fund		\$253M	(\$15.6M)
First Sentier Invs. Glb. Umb. - FSSA China A Shares Fund		\$175M	(\$29.0M)
BlackRock Global Funds - Systematic China A-Sh Opportuniti..		\$111M	(\$47.0M)
Allianz Global Investors Fund - China A-Share		\$1,493M	(\$115.7M)
JPMorgan Funds - China A-Share Opportunities Fund		\$1,520M	(\$117.4M)

Cyclicals: Largest Changes in Fund Weight, %. 7/31/2022 - 1/31/2023

Fund Name	New or Closed	Fund Weight, %	Weight Change, %
Templeton China A Shares Fund		35.46%	10.05%
East Capital - China A-Shares		46.59%	9.40%
BlackRock Global Funds - China A-Shares Fund		27.59%	6.03%
Morgan Stanley China A Share Fund		40.59%	5.85%
abrdn China A Share Equity Fund		37.71%	4.74%
First Sentier Invs. Glb. Umb. - FSSA China A Shares Fund		49.56%	4.00%
China AMC Blue Chip Core Fund		38.84%	3.33%
China AMC Leading Equity Fund		35.18%	-4.18%
Allspring (Lux) Worldwide Fund SICAV. - China A Focus Fund		32.04%	-4.96%
HSBC GIF - China A-Shares Equity		31.65%	-6.12%
Robeco Capital Gr. Fds. - Chinese A-Share Equities		36.57%	-6.44%
Metzler Intl. Invt. Plc - China A Share Sus.Fd.		32.62%	-8.89%
Eurizon Fund - Equity China A		27.75%	-9.96%
Invesco Funds - China A-Share Quality Core Equity Fund		28.57%	-10.38%

Cyclicals: Largest Fund Flows, \$. 7/31/2022 - 1/31/2023

Fund Name	New or Closed	Fund AUM, \$	Fund Flows, \$
Aberdeen Std. SICAV I - China A Share Equity Fund		\$1,252M	\$198.0M
iShares IV Plc - MSCI China A UCITS ETF		\$1,111M	\$143.0M
Schroder ISF - China A		\$1,781M	\$55.2M
Goldman Sachs China A-Share Equity Portfolio		\$622M	\$49.5M
Robeco Capital Gr. Fds. - Chinese A-Share Equities		\$388M	\$30.7M
Morgan Stanley China A Share Fund		\$164M	\$12.6M
AB SICAV I - China A Shares Equity Portfolio		\$44M	\$7.7M
BlackRock Global Funds - Systematic China A-Sh Opportu..		\$191M	(\$8.3M)
UBS (CAY) China A Opportunity Fund		\$269M	(\$15.8M)
Eastspring Investments - China A Shares Growth Fund		\$99M	(\$20.6M)
Eurizon Fund - Equity China A		\$127M	(\$51.5M)
First Sentier Invs. Glb. Umb. - FSSA China A Shares Fund		\$322M	(\$66.9M)
JPMorgan Funds - China A-Share Opportunities Fund		\$1,759M	(\$129.0M)
Allianz Global Investors Fund - China A-Share		\$2,450M	(\$284.3M)

Sensitives: Largest Changes in Fund Weight, %. 7/31/2022 - 1/31/2023

Fund Name	New or Closed	Fund Weight, %	Weight Change, %
Invesco Funds - China A-Share Quality Core Equity Fund		39.41%	10.22%
Metzler Intl. Invt. Plc - China A Share Sus.Fd.		33.40%	8.44%
Robeco Capital Gr. Fds. - Chinese A-Share Equities		34.86%	7.06%
Templeton China A Shares Fund		37.61%	6.06%
Allspring (Lux) Worldwide Fund SICAV. - China A Focus Fund		44.53%	5.02%
HSBC GIF - China A-Shares Equity		45.26%	4.54%
BlackRock Global Funds - Systematic China A-Sh Opportuniti..		42.18%	4.26%
Value Partners Fund Series - China A-Share Select		37.82%	-2.47%
UBS (CAY) China A Opportunity Fund		13.74%	-2.86%
China Universal Beautiful 30 Hybrid Fund		33.55%	-2.88%
China AMC Blue Chip Core Fund		42.71%	-3.12%
Eastspring Investments China Fund		25.28%	-3.33%
Morgan Stanley China A Share Fund		18.43%	-4.24%
East Capital - China A-Shares		25.32%	-4.68%

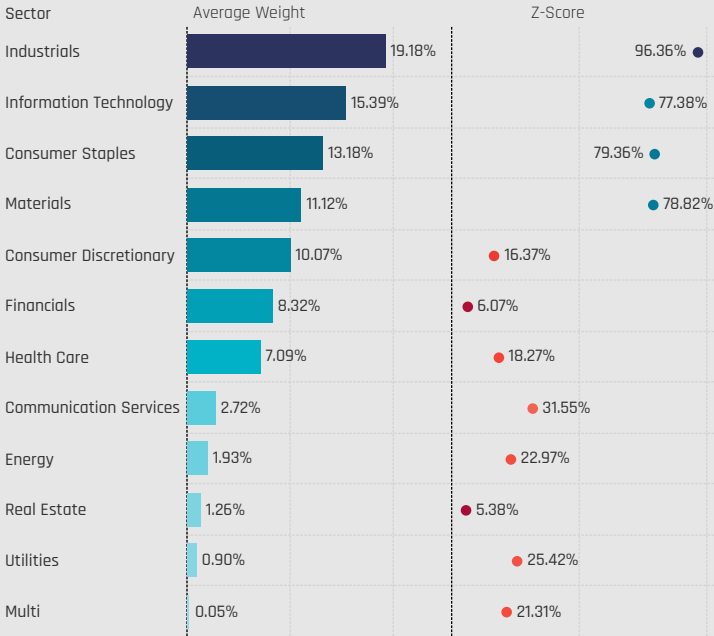
Sensitives: Largest Fund Flows, \$. 7/31/2022 - 1/31/2023

Fund Name	New or Closed	Fund AUM, \$	Fund Flows, \$
iShares IV Plc - MSCI China A UCITS ETF		\$1,005M	\$132.8M
Robeco Capital Gr. Fds. - Chinese A-Share Equities		\$370M	\$125.0M
Schroder ISF - China A		\$1,754M	\$88.8M
Aberdeen Std. SICAV I - China A Share Equity Fund		\$1,282M	\$54.7M
Goldman Sachs China A-Share Equity Portfolio		\$606M	\$48.0M
Eurizon Fund - Equity China A		\$169M	\$10.8M
BlackRock Global Funds - China A-Shares Fund		\$14M	\$7.1M
Morgan Stanley China A Share Fund		\$75M	(\$6.0M)
UBS (Lux) Investment SICAV - China A Opportunity (USD)		\$374M	(\$5.4M)
UBS (CAY) China A Opportunity Fund		\$87M	(\$20.7M)
Eastspring Investments - China A Shares Growth Fund		\$114M	(\$30.3M)
First Sentier Invs. Glb. Umb. - FSSA China A Shares Fund		\$163M	(\$45.0M)
Allianz Global Investors Fund - China A-Share		\$2,153M	(\$85.2M)
JPMorgan Funds - China A-Share Opportunities Fund		\$2,701M	(\$115.5M)

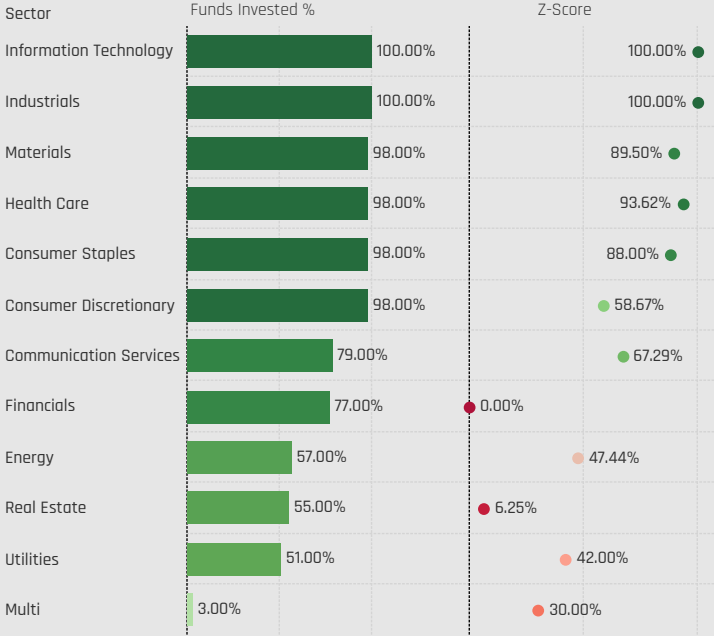
Sector Allocations

Sector Allocations

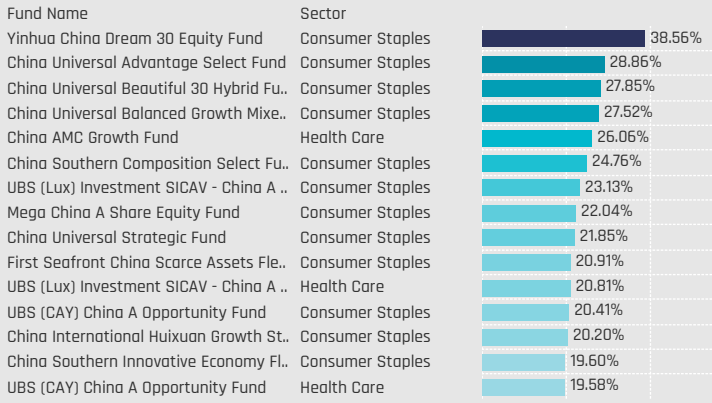
Sectors: Average Fund Weights / Z-Score (7/31/2015 - Present)



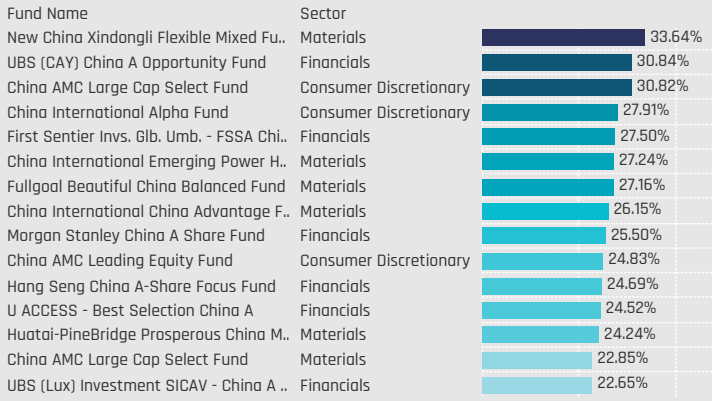
Sectors: Funds Invested %



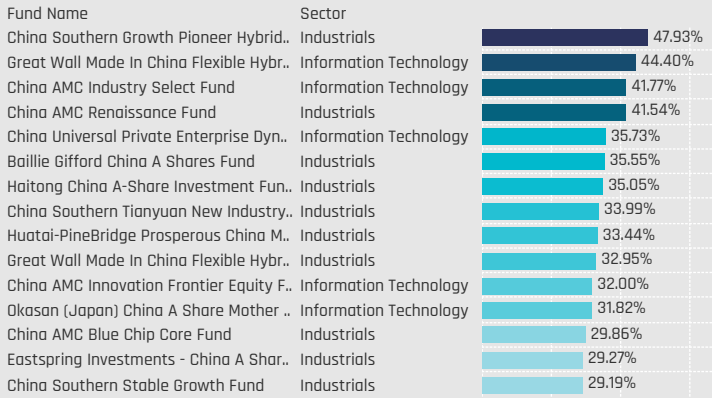
Defensive Sectors: Largest Fund Weights, %



Cyclical Sectors: Largest Fund Weights, %



Sensitive Sectors: Largest Fund Weights, %



Defensive Sectors: Largest Fund AUM, \$



Cyclical Sectors: Largest Fund AUM, \$

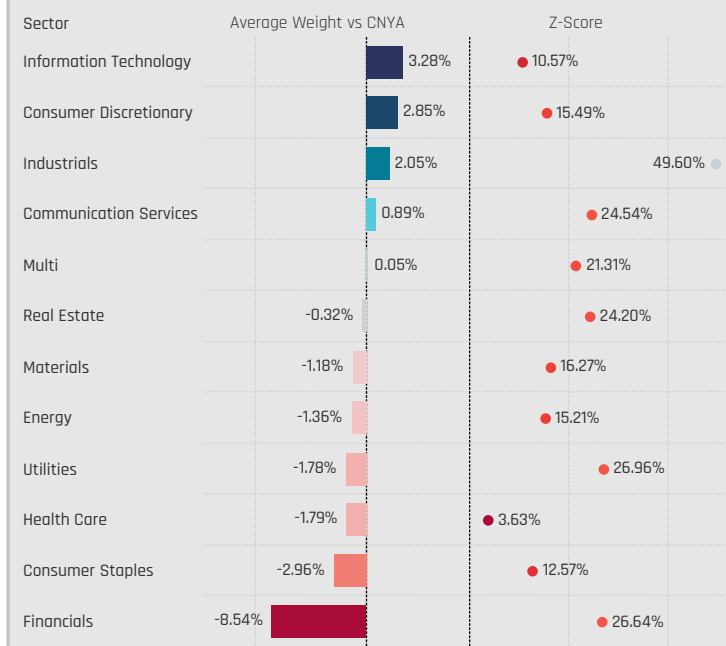


Sensitive Sectors: Largest Fund AUM, \$

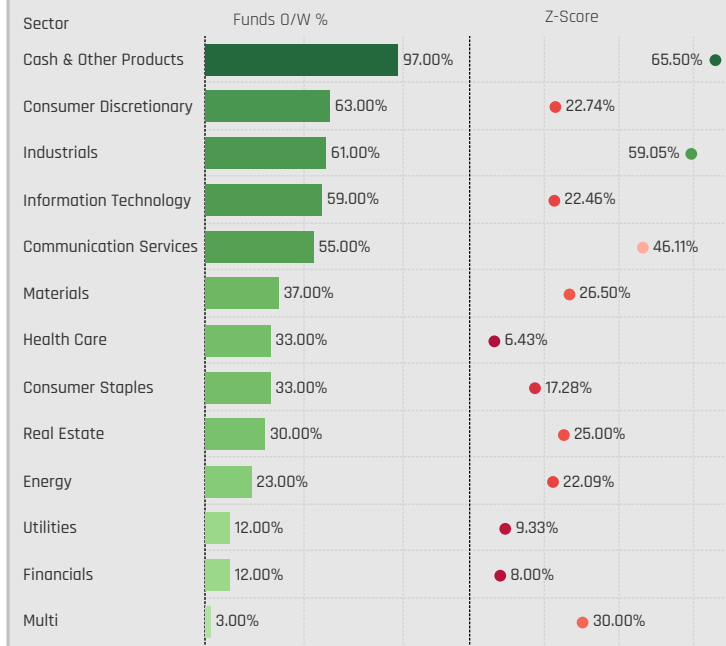


Sector Allocations Relative to Benchmark

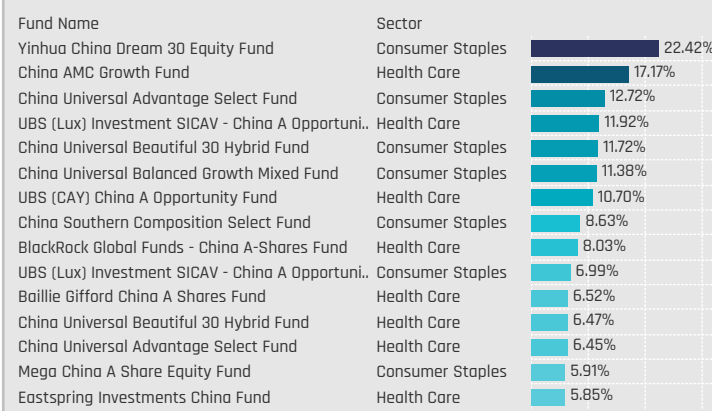
Sectors: Average Weight vs CNYA / Z-Score (7/31/2015 - Present)



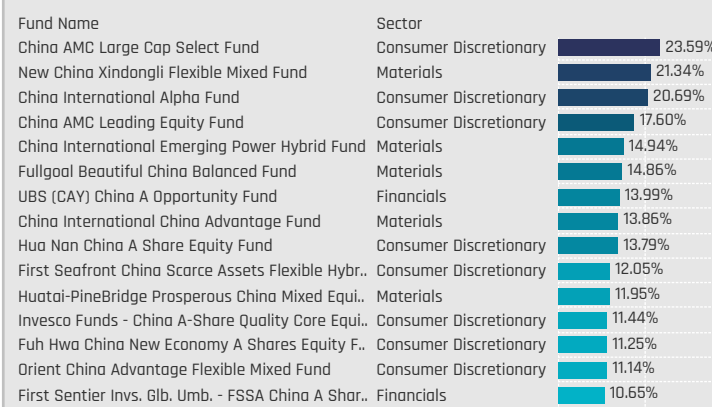
Sectors: Funds Overweight % / Z-Score (7/31/2015 - Present)



Defensive Sectors: Largest Fund Overweights, %



Cyclical Sectors: Largest Fund Overweights, %



Sensitive Sectors: Largest Fund Overweights, %



Defensive Sectors: Largest Fund Underweights, %



Cyclical Sectors: Largest Fund Underweights, %

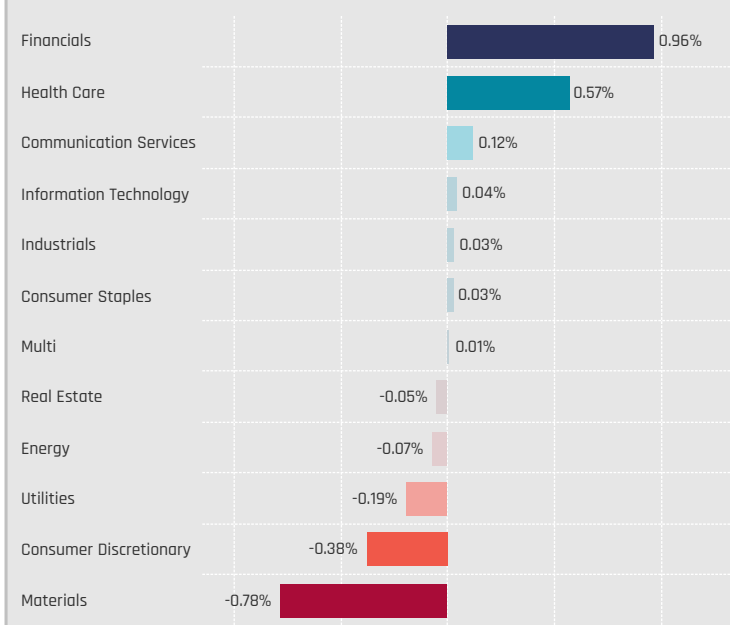


Sensitive Sectors: Largest Fund Underweights, %

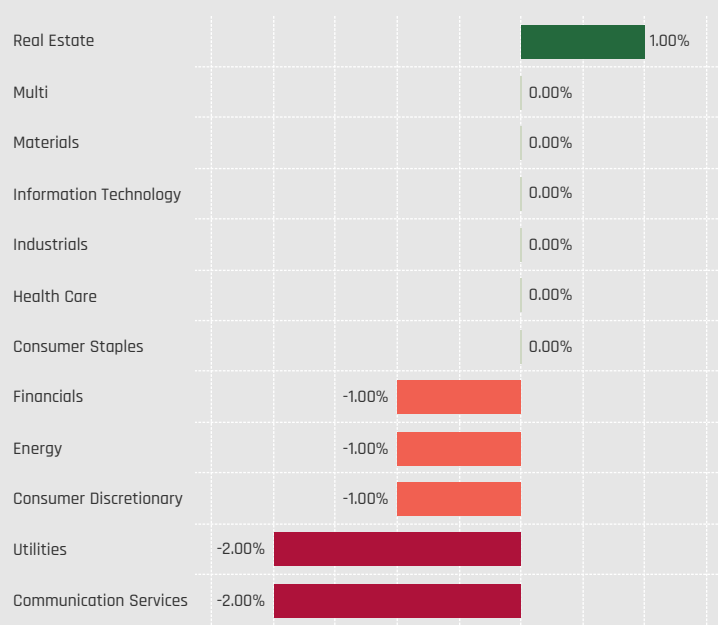


Sector Allocation Changes [Aggregate]

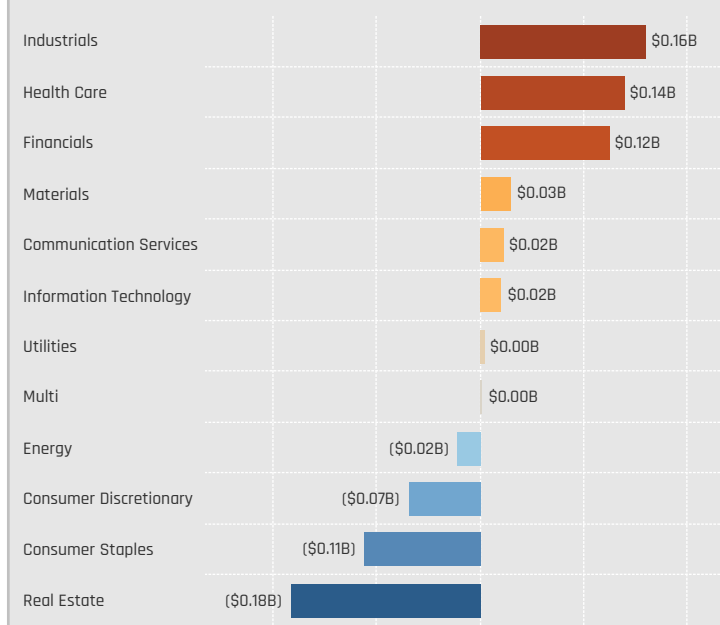
Sectors: Change in Average Weight
7/31/2022 - 1/31/2023



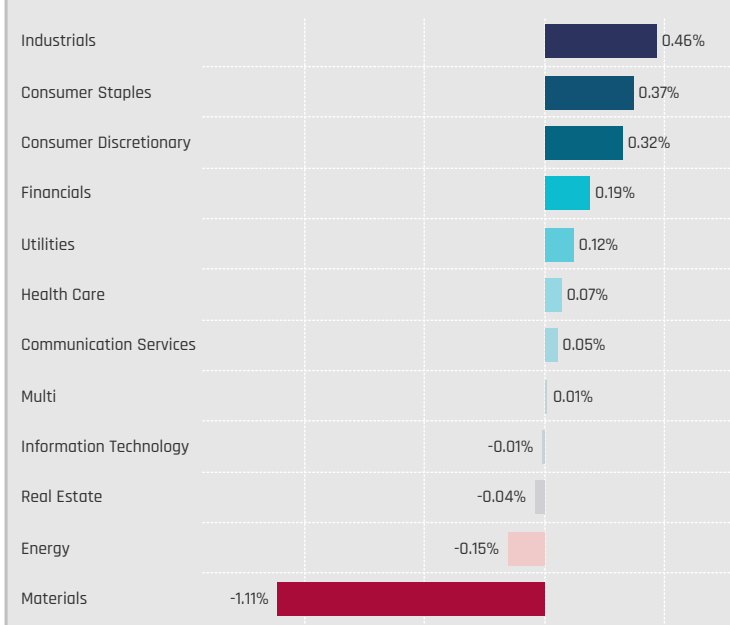
Sectors: Change in Funds Invested %
7/31/2022 - 1/31/2023



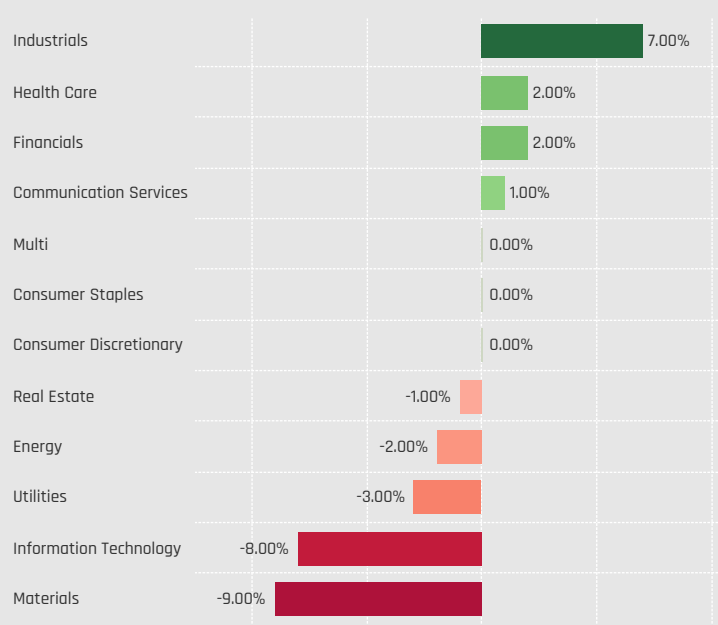
Sectors: Combined Fund Flows, \$
7/31/2022 - 1/31/2023



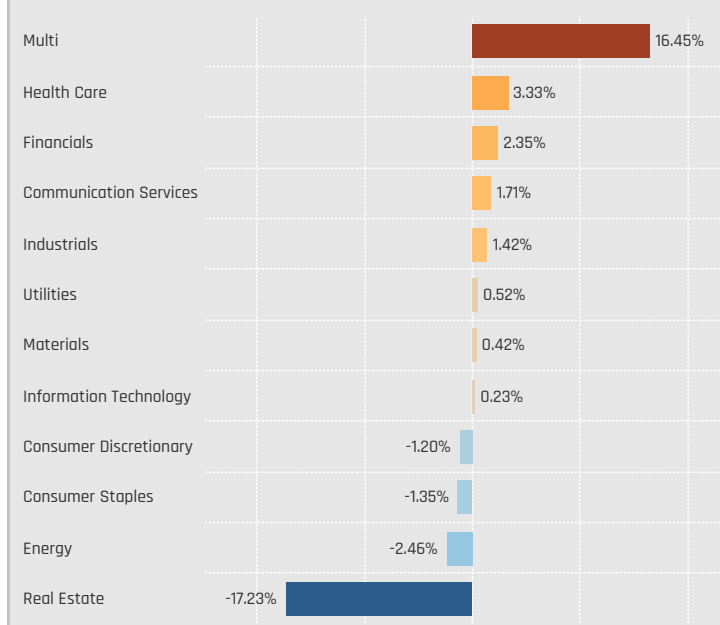
Sectors: Change in Average Weight vs CNYA
7/31/2022 - 1/31/2023



Sectors: Change in Funds Overweight %
7/31/2022 - 1/31/2023



Sectors: Combined Fund Flows as Percentage of AUM
7/31/2022 - 1/31/2023



Sector Allocation Changes [Fund Level]

Defensive Sectors: Largest Changes in Fund Weight, %, 7/31/2022 - 1/31/2023

Fund Name	New or C.	Sector	Fund Weight, %	Weight Change, %
Robeco Capital Gr. Fds. - Chinese A-Share Equit..		Health Care	6.92%	5.08%
Eurizon Fund - Equity China A		Consumer Staples	15.49%	4.06%
Eastspring Investments - China A Shares Growt..		Health Care	14.73%	3.99%
East Capital - China A-Shares		Health Care	8.72%	3.58%
Invesco Funds - China A-Share Quality Core Equ..		Health Care	10.73%	3.26%
Invesco Funds - China A-Share Quality Core Equ..		Consumer Staples	18.42%	2.58%
Robeco Capital Gr. Fds. - QI Chinese A-Share Ac..		Health Care	9.82%	2.55%
Robeco Capital Gr. Fds. - QI Chinese A-Share Ac..		Consumer Staples	14.64%	-2.64%
Morgan Stanley China A Share Fund		Consumer Staples	17.77%	-3.00%
JPMorgan Funds - China A-Share Opportunities..		Consumer Staples	13.18%	-3.42%
BlackRock Global Funds - Systematic China A-S..		Consumer Staples	11.75%	-3.62%
Robeco Capital Gr. Fds. - Chinese A-Share Equit..		Utilities	4.46%	-4.11%
Metzler Intl. Invts. Plc - China A Share Sus.Fd.		Health Care	1.84%	-5.89%
Invesco Funds - China A-Share Quality Core Equ.. Close		Utilities	0.00%	-6.51%

Defensive Sectors: Largest Fund Flows, \$, 7/31/2022 - 1/31/2023

Fund Name	New or Cl.	Sector	Fund AUM, \$	Fund Flows, \$
Aberdeen Std. SICAV I - China A Share Equity F..		Consumer Staples	\$617M	\$94.2M
JPMorgan Funds - China A-Share Opportunities..		Health Care	\$550M	\$81.1M
Robeco Capital Gr. Fds. - Chinese A-Share Equit..		Health Care	\$73M	\$60.8M
Robeco Capital Gr. Fds. - Chinese A-Share Equit..		Consumer Staples	\$173M	\$44.9M
Schroder ISF - China A		Health Care	\$494M	\$44.5M
Schroder ISF - China A		Consumer Staples	\$352M	\$44.0M
iShares IV Plc - MSCI China A UCITS ETF		Consumer Staples	\$472M	\$43.4M
First Sentier Inv. Glb. Umb. - FSSA China A Sha..		Consumer Staples	\$83M	(\$15.4M)
BlackRock Global Funds - Systematic China A-S..		Health Care	\$47M	(\$18.6M)
Robeco Capital Gr. Fds. - Chinese A-Share Equit..		Utilities	\$47M	(\$19.3M)
Allianz Global Investors Fund - China A-Share		Health Care	\$337M	(\$28.1M)
BlackRock Global Funds - Systematic China A-S..		Consumer Staples	\$61M	(\$29.5M)
Allianz Global Investors Fund - China A-Share		Consumer Staples	\$1,034M	(\$116.5M)
JPMorgan Funds - China A-Share Opportunities..		Consumer Staples	\$807M	(\$186.0M)

Cyclical Sectors: Largest Changes in Fund Weight, %, 7/31/2022 - 1/31/2023

Fund Name	New or C.	Sector	Fund Weight, %	Weight Change, %
Metzler Intl. Invts. Plc - China A Share Sus.Fd.		Financials	16.74%	6.08%
Eurizon Fund - Equity China A		Consumer Discretionary	14.18%	5.36%
East Capital - China A-Shares		Consumer Discretionary	8.28%	5.16%
Morgan Stanley China A Share Fund		Financials	25.50%	4.87%
Templeton China A Shares Fund		Consumer Discretionary	15.10%	4.84%
Aberdeen Std. SICAV I - China A Share Equity F..		Financials	16.26%	4.18%
abrdn China A Share Equity Fund		Financials	17.29%	4.18%
China AMC Leading Equity Fund		Consumer Discretionary	24.83%	-5.10%
Nikko Asset China A-Share Mather Fund		Materials	7.42%	-5.20%
Eurizon Fund - Equity China A		Materials	6.35%	-6.82%
Robeco Capital Gr. Fds. - Chinese A-Share Equit..		Materials	16.86%	-7.34%
Metzler Intl. Invts. Plc - China A Share Sus.Fd.		Consumer Discretionary	8.71%	-7.73%
Eurizon Fund - Equity China A		Financials	7.23%	-8.50%
Invesco Funds - China A-Share Quality Core Equ..		Materials	9.91%	-8.68%

Cyclical Sectors: Largest Fund Flows, \$, 7/31/2022 - 1/31/2023

Fund Name	New or Cl.	Sector	Fund AUM, \$	Fund Flows, \$
Aberdeen Std. SICAV I - China A Share Equity F..		Financials	\$593M	\$146.3M
iShares IV Plc - MSCI China A UCITS ETF		Materials	\$360M	\$64.8M
iShares IV Plc - MSCI China A UCITS ETF		Financials	\$493M	\$52.6M
Robeco Capital Gr. Fds. - Chinese A-Share Equit..		Financials	\$103M	\$39.8M
Aberdeen Std. SICAV I - China A Share Equity F..		Materials	\$148M	\$38.0M
JPMorgan Funds - China A-Share Opportunities..		Materials	\$411M	\$37.7M
Schroder ISF - China A		Materials	\$833M	\$33.6M
JPMorgan Funds - China A-Share Opportunities..		Consumer Discretionary	\$581M	(\$42.9M)
Eurizon Fund - Equity China A		Financials	\$33M	(\$45.0M)
Allianz Global Investors Fund - China A-Share		Real Estate	\$100M	(\$51.8M)
Allianz Global Investors Fund - China A-Share		Materials	\$801M	(\$54.8M)
Allianz Global Investors Fund - China A-Share		Financials	\$831M	(\$76.9M)
Allianz Global Investors Fund - China A-Share		Consumer Discretionary	\$718M	(\$100.8M)
JPMorgan Funds - China A-Share Opportunities..		Real Estate	\$117M	(\$119.2M)

Sensitive Sectors: Largest Changes in Fund Weight, %, 7/31/2022 - 1/31/2023

Fund Name	New or C.	Sector	Fund Weight, %	Weight Change, %
Metzler Intl. Invts. Plc - China A Share Sus.Fd.		Information Technology	17.80%	9.19%
Invesco Funds - China A-Share Quality Core Equ..		Industrials	29.09%	7.76%
Metzler Intl. Invts. Plc - China A Share Sus.Fd.		Industrials	15.60%	7.10%
Nikko Asset China A-Share Mather Fund		Industrials	22.66%	7.06%
BlackRock Global Funds - Systematic China A-S..		Industrials	20.25%	6.43%
Allspring (Lux) Worldwide Fund SICAV. - China A..		Information Technology	22.71%	4.91%
HSBC GIF - China A-Shares Equity		Energy	9.05%	4.76%
China Southern Innovation Selection 1 Year Mix..		Industrials	21.52%	-3.04%
China Southern Select Value Balanced Fund		Industrials	20.50%	-3.12%
China Southern Innovation Growth Hybrid Fund		Industrials	21.42%	-3.21%
HSBC GIF - China A-Shares Equity		Industrials	14.06%	-3.25%
UBS (CAY) China A Opportunity Fund		Communication Services	4.37%	-3.26%
Nikko Asset China A-Share Mather Fund		Information Technology	12.00%	-5.72%
Metzler Intl. Invts. Plc - China A Share Sus.Fd. Close		Energy	0.00%	-6.42%

Sensitive Sectors: Largest Fund Flows, \$, 7/31/2022 - 1/31/2023

Fund Name	New or Cl.	Sector	Fund AUM, \$	Fund Flows, \$
Aberdeen Std. SICAV I - China A Share Equity F..		Information Technology	\$637M	\$64.1M
Robeco Capital Gr. Fds. - Chinese A-Share Equit..		Industrials	\$214M	\$63.1M
iShares IV Plc - MSCI China A UCITS ETF		Industrials	\$501M	\$60.1M
iShares IV Plc - MSCI China A UCITS ETF		Information Technology	\$354M	\$55.3M
Schroder ISF - China A		Industrials	\$927M	\$50.0M
Schroder ISF - China A		Communication Services	\$129M	\$45.1M
Robeco Capital Gr. Fds. - Chinese A-Share Equit..		Information Technology	\$118M	\$43.9M
Allianz Global Investors Fund - China A-Share		Communication Services	\$184M	(\$13.1M)
UBS (CAY) China A Opportunity Fund		Communication Services	\$28M	(\$20.2M)
Allianz Global Investors Fund - China A-Share		Industrials	\$1,023M	(\$24.9M)
JPMorgan Funds - China A-Share Opportunities..		Industrials	\$1,449M	(\$26.4M)
First Sentier Inv. Glb. Umb. - FSSA China A Sha..		Industrials	\$145M	(\$38.3M)
Allianz Global Investors Fund - China A-Share		Information Technology	\$869M	(\$40.8M)
JPMorgan Funds - China A-Share Opportunities..		Information Technology	\$1,253M	(\$89.1M)

Sector Sentiment Grid

We combine the latest Sector positioning, long-term positioning and short-term fund activity in the 'Sentiment Grid', below. The Y-Axis measures where today's ownership levels in each Sector sit relative to the long-term range. We calculate the Z-Score of today's average weight, funds invested % and funds O/W %, relative to all monthly observations in our fund history (going back to 7/31/2015). A figure close to 100% would indicate today's positioning is close to its maximum ever level, a figure close to zero, the lowest. The X-axis provides a measure of short-term fund activity, or 'Momentum', by looking at the changes in average weight, funds invested % and funds o/w % between 7/31/2022 and 1/31/2023, relative to each Sector. A figure above 50% means a Sector has seen relative increases in ownership, a figure below 50% indicates a relative decrease in positioning. The size of the bubble represents the average weight of each Sector.



Position Range: Average of:
Z-Score Average Weight vs history
Z-Score Funds Invested % vs history
Z-Score Funds O/W % vs history

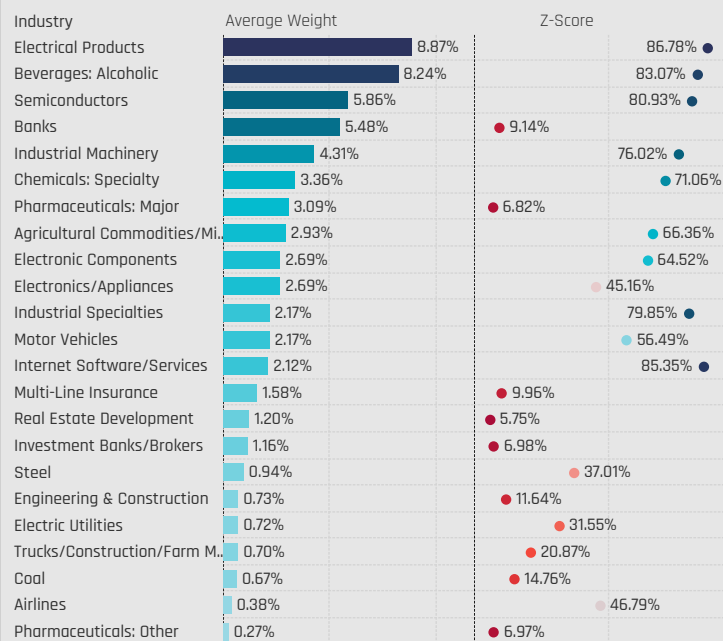
Momentum Score: Average of:
Change in Average Weight (Percentile vs Peers)
Change in Funds Invested % (Percentile vs Peers)
Change in Funds O/W % (Percentile vs Peers)

Industry Allocations

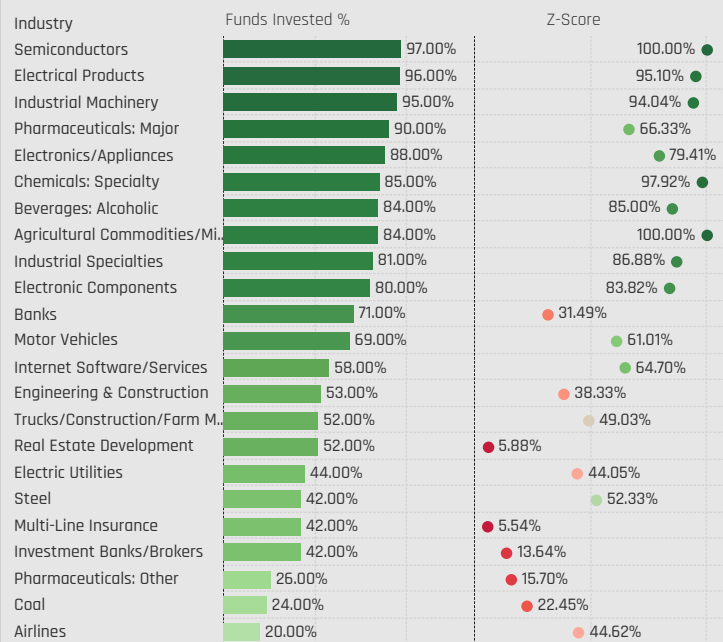


Industry Allocations

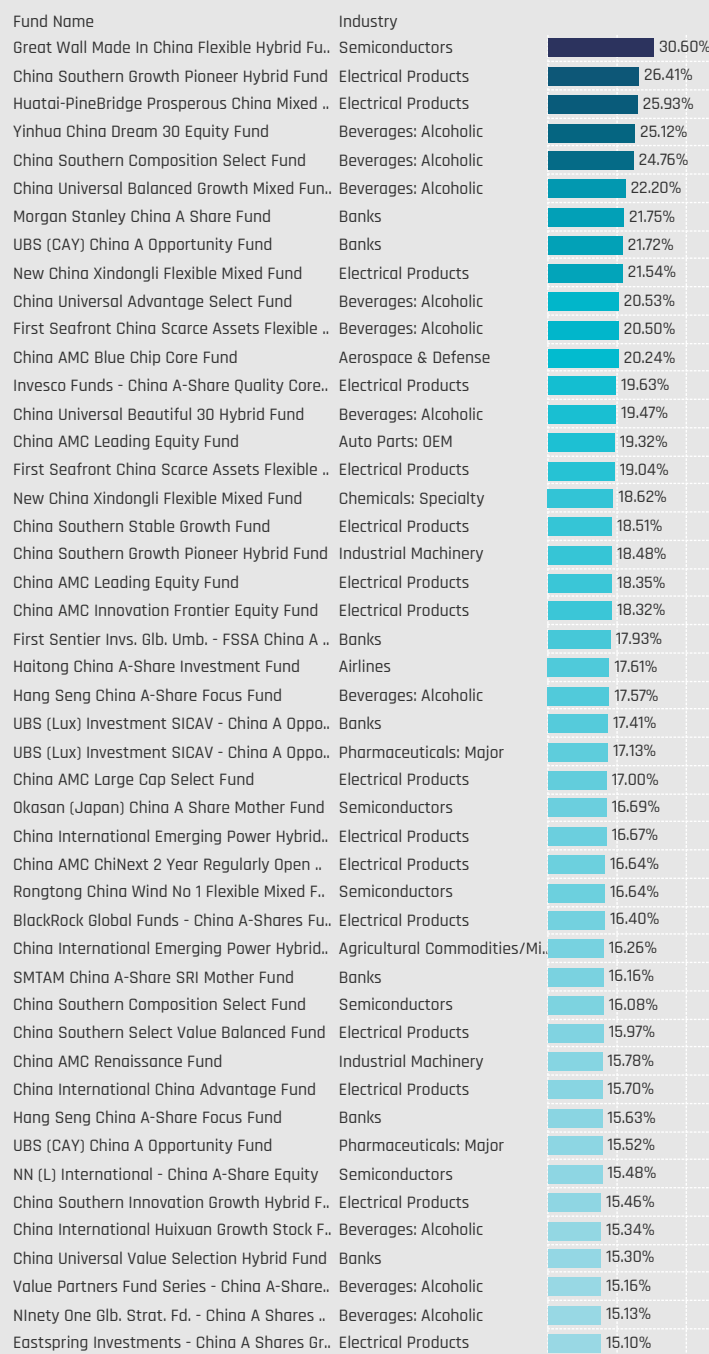
Major Industries: Average Fund Weights / Z-Score (7/31/2015 - Present)



Major Industries: Funds Invested %



Largest Fund Industry Weights, %

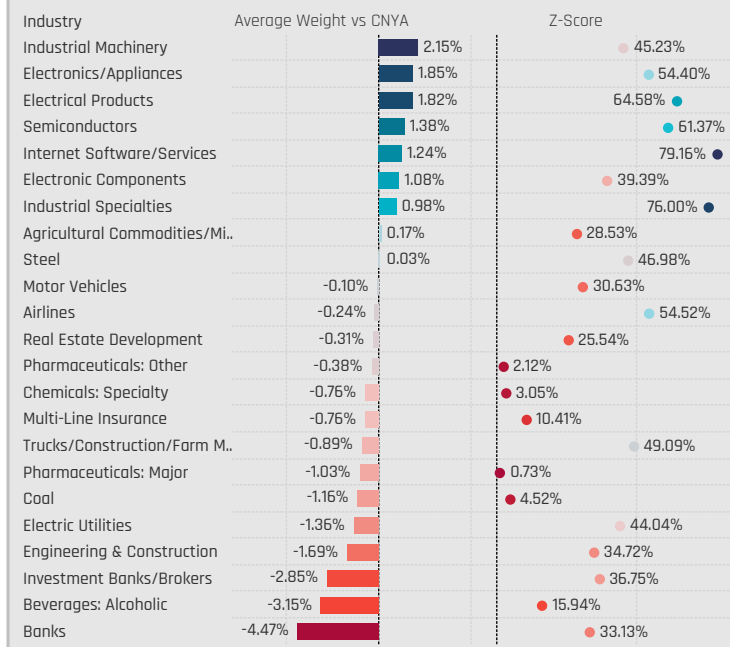


Largest Fund Industry AUM, \$

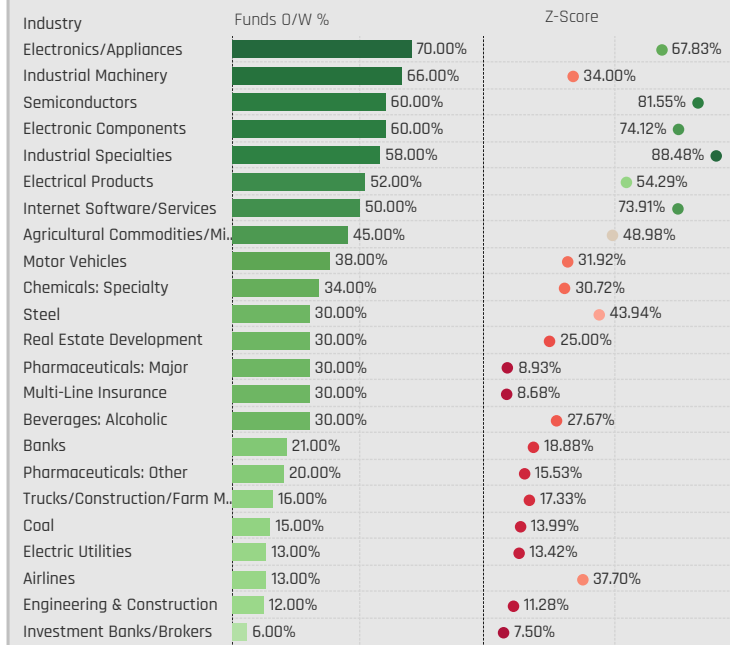


Industry Allocations Relative to Benchmark

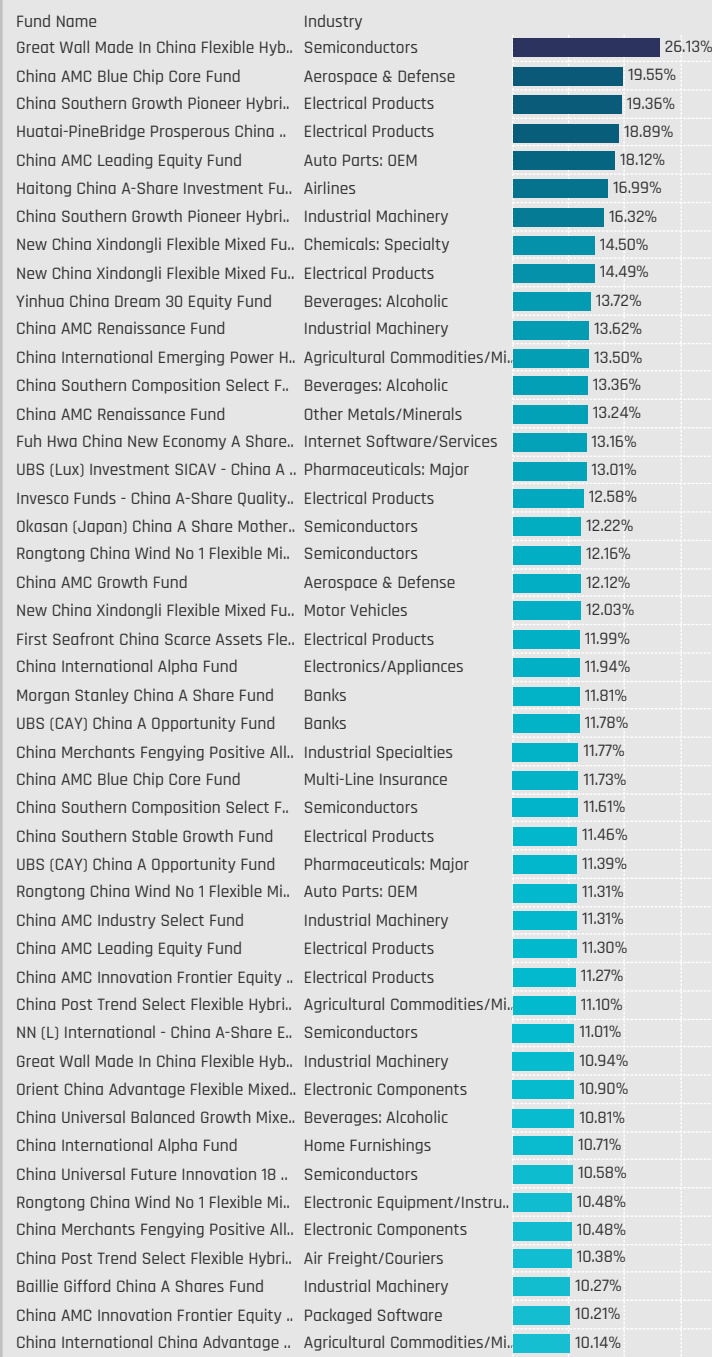
Major Industries: Average Weight vs CNYA / Z-Score (7/31/2015 - Present)



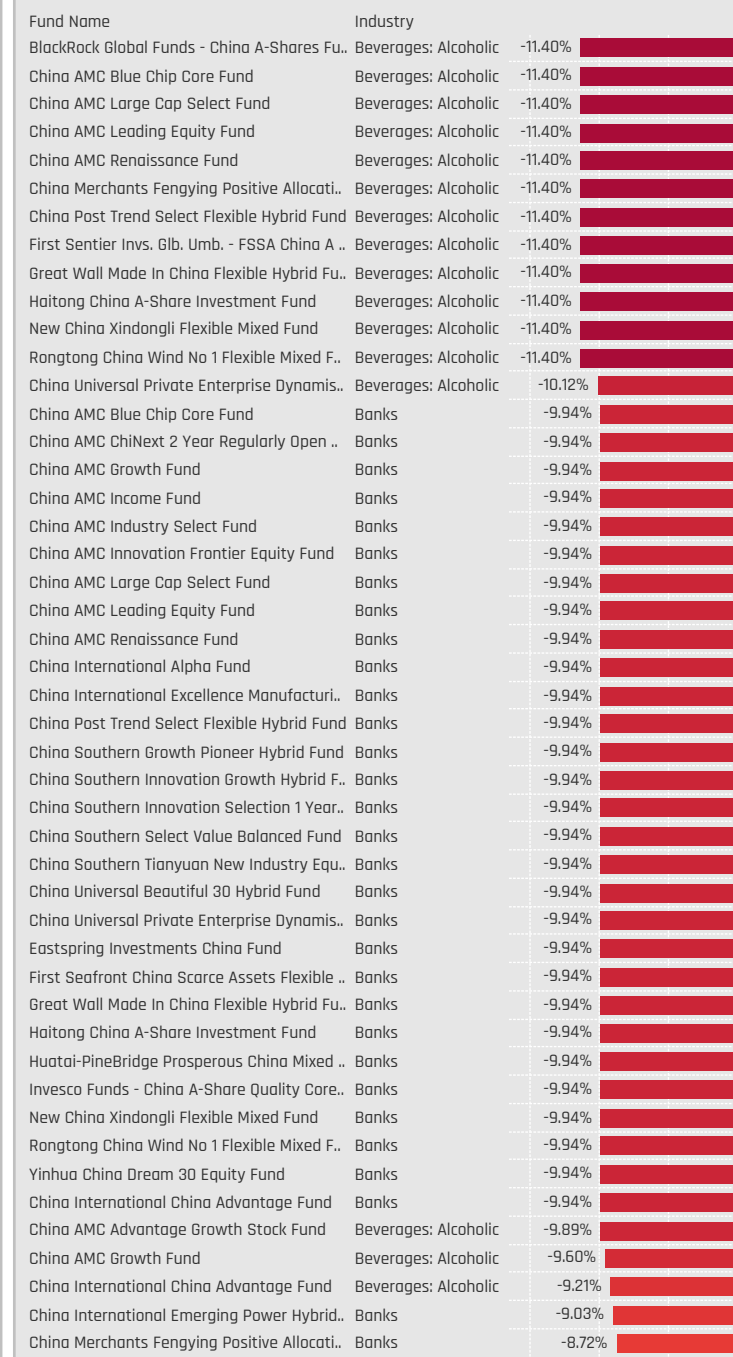
Major Industries: Funds Overweight % / Z-Score (7/31/2015 - Present)



Largest Fund Industry Overweights, %

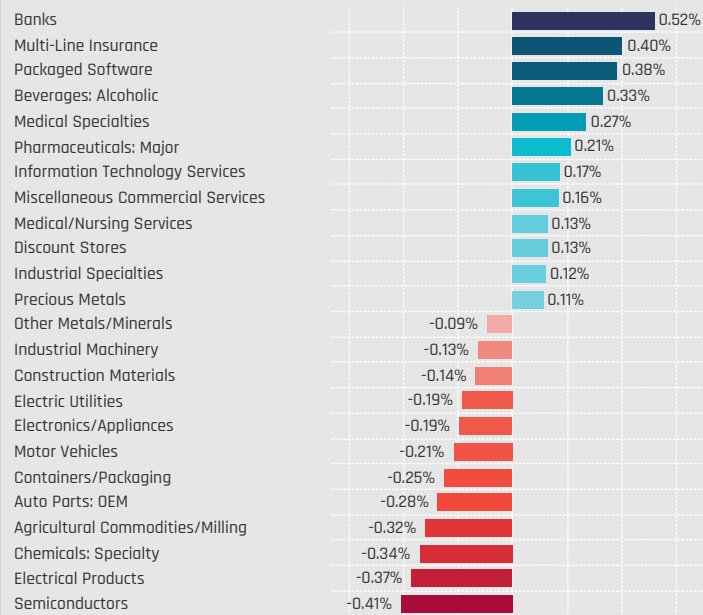


Largest Fund Country Industry, %

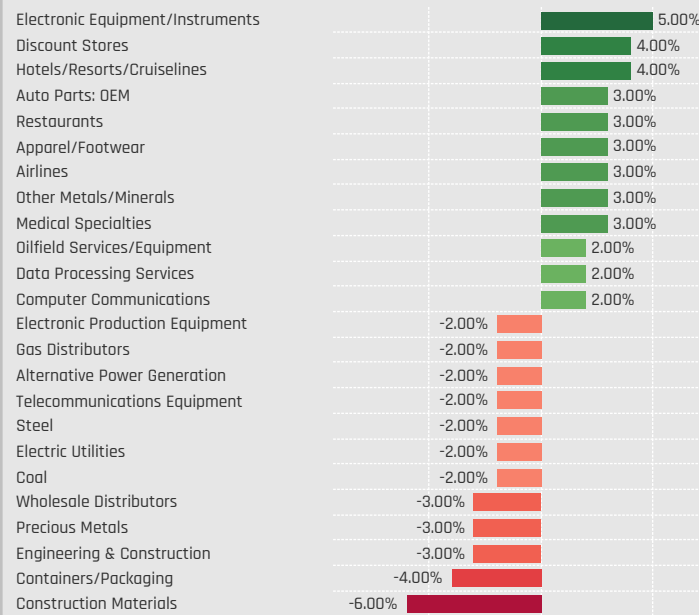


Industry Allocation Changes [Aggregate]

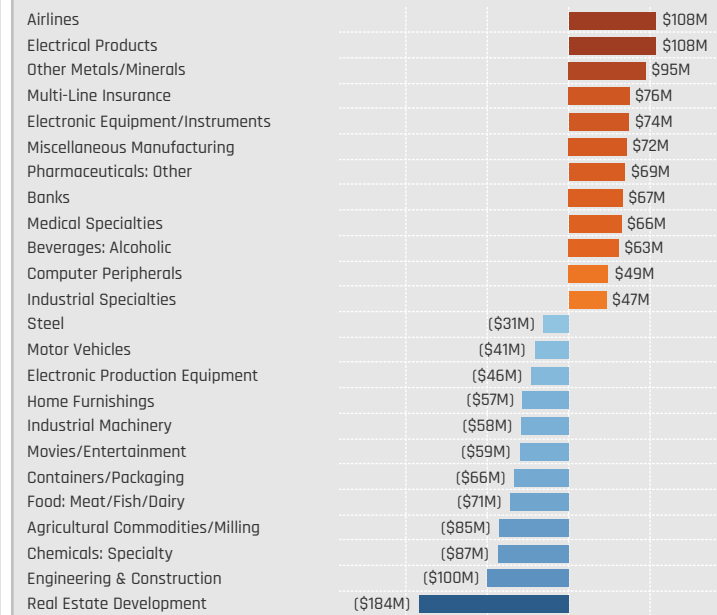
Major Industries: Change in Average Weight
7/31/2022 - 1/31/2023



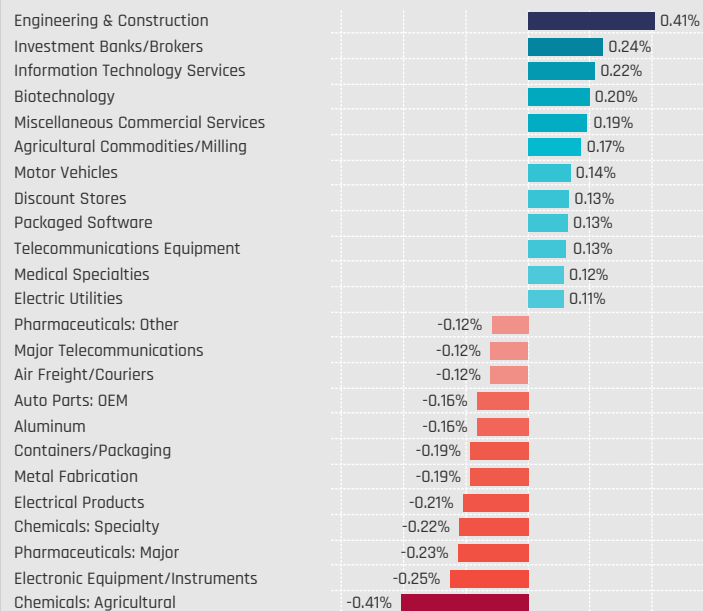
Major Industries: Change in Funds Invested %
7/31/2022 - 1/31/2023



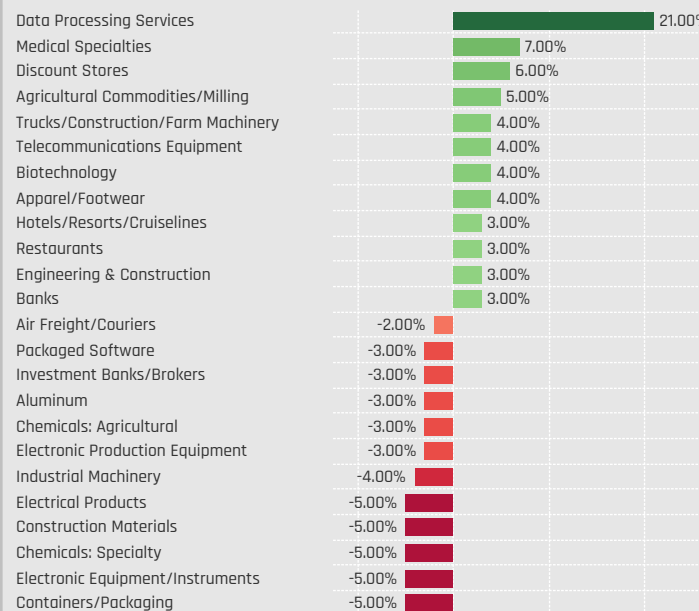
Major Industries: Combined Fund Flows, \$
7/31/2022 - 1/31/2023



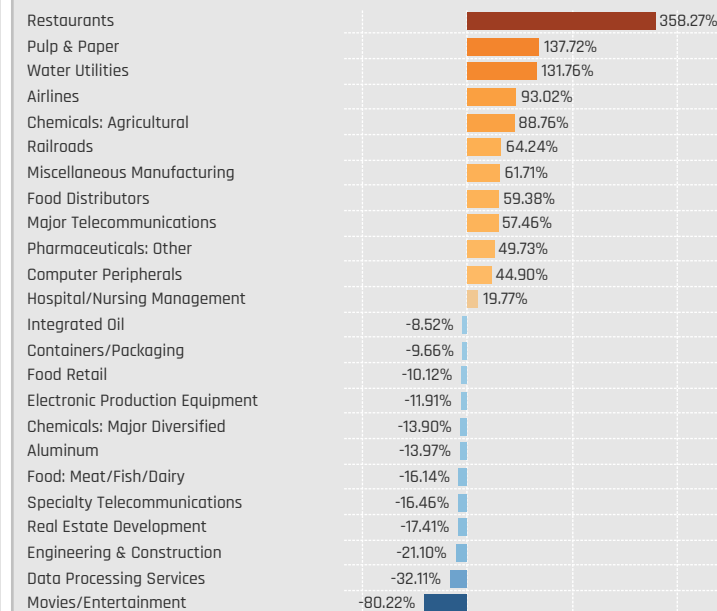
Major Industries: Change in Average Weight vs CNYA
7/31/2022 - 1/31/2023



Major Industries: Change in Funds Overweight %
7/31/2022 - 1/31/2023



Major Industries: Combined Fund Flows as Percentage of AUM
7/31/2022 - 1/31/2023



Industry Allocation Changes [Fund Level]

Largest Increases in Industry Weight, % 7/31/2022 - 1/31/2023

Fund Name	New or Closed	Industry	Fund Weight, %	Weight Change, %
Metzler Intl. Invts. Plc - China A Share Sus.Fd.		Semiconductors	10.76%	8.62%
Eurizon Fund - Equity China A		Electrical Products	12.38%	6.17%
Metzler Intl. Invts. Plc - China A Share Sus.Fd.		Industrial Machinery	8.18%	5.91%
Robeco Capital Gr. Fds. - Chinese A-Share Equit..		Electrical Products	13.01%	5.31%
HSBC GIF - China A-Shares Equity	New	Integrated Oil	4.61%	4.61%
East Capital - China A-Shares	New	Motor Vehicles	4.60%	4.60%
BlackRock Global Funds - China A-Shares Fund		Pharmaceuticals: Major	8.79%	4.46%
Invesco Funds - China A-Share Quality Core Equ..	New	Electronic Components	4.37%	4.37%
Invesco Funds - China A-Share Quality Core Equ..	New	Discount Stores	4.34%	4.34%
AB SICAV I - China A Shares Equity Portfolio		Beverages: Alcoholic	12.54%	4.28%
Robeco Capital Gr. Fds. - Chinese A-Share Equit..	New	Multi-Line Insurance	4.26%	4.26%
BlackRock Global Funds - China A-Shares Fund		Internet Software/Services	10.93%	4.26%
Morgan Stanley China A Share Fund		Banks	21.75%	4.22%
BlackRock China A Opportunities Fund		Electrical Products	10.66%	4.08%
Allspring (Lux) Worldwide Fund SICAV. - China A..		Semiconductors	9.49%	4.01%
China AMC Innovation Frontier Equity Fund		Packaged Software	12.17%	3.75%
UBS (CAY) China A Opportunity Fund		Banks	21.72%	3.51%
Metzler Intl. Invts. Plc - China A Share Sus.Fd.		Multi-Line Insurance	4.50%	3.41%
Invesco Funds - China A-Share Quality Core Equ..	New	Medical/Nursing Services	3.29%	3.29%
Eastspring Investments - China A Shares Growt..		Pharmaceuticals: Major	10.87%	3.18%
Invesco Funds - China A-Share Quality Core Equ..	New	Semiconductors	3.15%	3.15%
Robeco Capital Gr. Fds. - Chinese A-Share Equit..	New	Medical Specialties	3.11%	3.11%
HSBC GIF - China A-Shares Equity	New	Major Telecommunications	3.11%	3.11%
Metzler Intl. Invts. Plc - China A Share Sus.Fd.		Electronic Components	4.48%	2.95%

Largest Industry Level Fund Inflows, \$ 7/31/2022 - 1/31/2023

Fund Name	New or Closed	Industry	Fund AUM, \$	Fund Flows, \$
Robeco Capital Gr. Fds. - Chinese A-Share Equit..		Electrical Products	\$138M	\$78.1M
Aberdeen Std. SICAV I - China A Share Equity F..		Banks	\$377M	\$74.7M
JPMorgan Funds - China A-Share Opportunities..	New	Miscellaneous Manufacturing	\$82M	\$74.7M
JPMorgan Funds - China A-Share Opportunities..	New	Airlines	\$69M	\$71.8M
JPMorgan Funds - China A-Share Opportunities..	New	Pharmaceuticals: Other	\$68M	\$68.6M
JPMorgan Funds - China A-Share Opportunities..		Industrial Specialties	\$325M	\$66.8M
Allianz Global Investors Fund - China A-Share	New	Electronic Equipment/Instru..	\$53M	\$64.9M
Allianz Global Investors Fund - China A-Share	New	Other Metals/Minerals	\$39M	\$57.4M
Aberdeen Std. SICAV I - China A Share Equity F..		Multi-Line Insurance	\$144M	\$51.5M
Allianz Global Investors Fund - China A-Share		Discount Stores	\$84M	\$49.4M
Allianz Global Investors Fund - China A-Share		Semiconductors	\$439M	\$46.8M
Schroder ISF - China A		Packaged Software	\$67M	\$45.1M
Aberdeen Std. SICAV I - China A Share Equity F..		Beverages: Alcoholic	\$358M	\$41.9M
Schroder ISF - China A		Semiconductors	\$173M	\$41.0M
JPMorgan Funds - China A-Share Opportunities..		Industrial Machinery	\$501M	\$39.6M
Robeco Capital Gr. Fds. - Chinese A-Share Equit..	New	Multi-Line Insurance	\$45M	\$39.1M
iShares IV Plc - MSCI China A UCITS ETF		Banks	\$291M	\$36.5M
Schroder ISF - China A		Computer Peripherals	\$54M	\$36.4M
Schroder ISF - China A		Auto Parts: OEM	\$109M	\$36.0M
iShares IV Plc - MSCI China A UCITS ETF		Electrical Products	\$206M	\$35.1M
Goldman Sachs China A-Share Equity Portfolio		Semiconductors	\$121M	\$35.0M
iShares IV Plc - MSCI China A UCITS ETF		Beverages: Alcoholic	\$334M	\$34.6M
Schroder ISF - China A		Medical Specialties	\$250M	\$33.4M
Robeco Capital Gr. Fds. - Chinese A-Share Equit..	New	Medical Specialties	\$33M	\$32.9M

Largest Decreases in Industry Weight, % 7/31/2022 - 1/31/2023

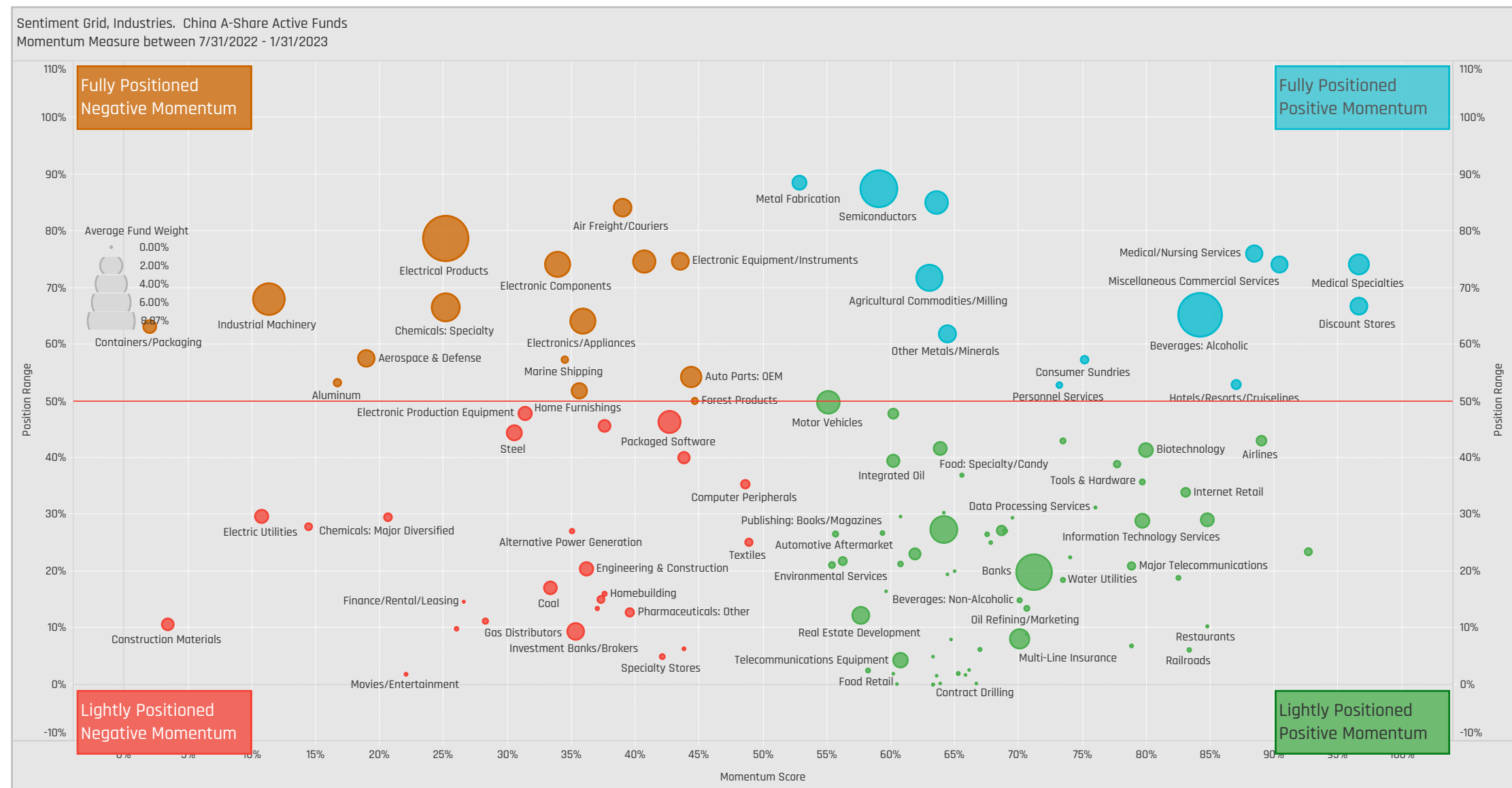
Fund Name	New or Closed	Industry	Fund Weight, %	Weight Change, %
China AMC Advantage Growth Stock Fund		Engineering & Construction	0.00%	0.00%
Invesco Funds - China A-Share Quality Core Equ..		Motor Vehicles	3.79%	-6.71%
Eurizon Fund - Equity China A		Banks	3.16%	-6.67%
Invesco Funds - China A-Share Quality Core Equ..	Close	Electric Utilities	0.00%	-6.51%
Robeco Capital Gr. Fds. - Chinese A-Share Equit..		Chemicals: Specialty	1.98%	-5.95%
Invesco Funds - China A-Share Quality Core Equ..	Close	Chemicals: Agricultural	0.00%	-4.97%
Metzler Intl. Invts. Plc - China A Share Sus.Fd.	Close	Oilfield Services/Equipment	0.00%	-4.47%
Metzler Intl. Invts. Plc - China A Share Sus.Fd.	Close	Engineering & Construction	0.00%	-4.13%
Metzler Intl. Invts. Plc - China A Share Sus.Fd.	Close	Pharmaceuticals: Major	0.00%	-4.11%
HSBC GIF - China A-Shares Equity		Auto Parts: OEM	2.62%	-4.10%
China AMC Leading Equity Fund		Auto Parts: OEM	19.32%	-3.95%
Metzler Intl. Invts. Plc - China A Share Sus.Fd.	Close	Homebuilding	0.00%	-3.95%
Eurizon Fund - Equity China A		Semiconductors	6.24%	-3.63%
HSBC GIF - China A-Shares Equity	Close	Industrial Machinery	0.00%	-3.51%
BlackRock Global Funds - Systematic China A-S..		Chemicals: Specialty	3.15%	-3.50%
Metzler Intl. Invts. Plc - China A Share Sus.Fd.	Close	Construction Materials	0.00%	-3.48%
Invesco Funds - China A-Share Quality Core Equ..		Other Metals/Minerals	2.11%	-3.48%
BlackRock Global Funds - China A-Shares Fund		Biotechnology	1.26%	-3.47%
HSBC GIF - China A-Shares Equity	Close	Pulp & Paper	0.00%	-3.39%
Robeco Capital Gr. Fds. - Chinese A-Share Equit..	Close	Aluminum	0.00%	-3.35%
China International Alpha Fund		Electronics/Appliances	12.78%	-3.34%
Baillie Gifford China A Shares Fund		Industrial Machinery	12.42%	-3.30%
China Southern Innovation Selection 1 Year Mix..		Electrical Products	14.44%	-3.28%
UBS (CAY) China A Opportunity Fund		Internet Software/Services	4.37%	-3.26%

Largest Industry Level Fund Outflows, \$ 7/31/2022 - 1/31/2023

Fund Name	New or Closed	Industry	Fund AUM, \$	Fund Flows, \$
JPMorgan Funds - China A-Share Opportunities..		Agricultural Commodities/Mi..	\$233M	(\$119.3M)
JPMorgan Funds - China A-Share Opportunities..		Real Estate Development	\$117M	(\$119.2M)
JPMorgan Funds - China A-Share Opportunities..		Semiconductors	\$542M	(\$100.2M)
Allianz Global Investors Fund - China A-Share		Industrial Machinery	\$385M	(\$77.7M)
JPMorgan Funds - China A-Share Opportunities..		Packaged Software	\$433M	(\$75.3M)
JPMorgan Funds - China A-Share Opportunities..	Close	Engineering & Construction		(\$64.5M)
Allianz Global Investors Fund - China A-Share		Food: Meat/Fish/Dairy	\$165M	(\$59.6M)
Allianz Global Investors Fund - China A-Share	Close	Movies/Entertainment		(\$57.8M)
Allianz Global Investors Fund - China A-Share		Real Estate Development	\$100M	(\$51.8M)
Allianz Global Investors Fund - China A-Share		Chemicals: Specialty	\$208M	(\$51.8M)
Allianz Global Investors Fund - China A-Share		Electrical Products	\$430M	(\$51.0M)
JPMorgan Funds - China A-Share Opportunities..		Containers/Packaging	\$15M	(\$48.5M)
Robeco Capital Gr. Fds. - Chinese A-Share Equit..		Chemicals: Specialty	\$21M	(\$42.4M)
Schroder ISF - China A		Electronic Production Equip..	\$142M	(\$42.3M)
Allianz Global Investors Fund - China A-Share		Motor Vehicles	\$17M	(\$39.9M)
Aberdeen Std. SICAV I - China A Share Equity F..		Discount Stores	\$159M	(\$37.5M)
Eurizon Fund - Equity China A		Banks	\$14M	(\$34.5M)
JPMorgan Funds - China A-Share Opportunities..		Auto Parts: OEM	\$166M	(\$34.2M)
Allianz Global Investors Fund - China A-Share		Multi-Line Insurance	\$168M	(\$32.1M)
Allianz Global Investors Fund - China A-Share		Banks	\$424M	(\$29.0M)
JPMorgan Funds - China A-Share Opportunities..		Home Furnishings	\$132M	(\$29.0M)
Allianz Global Investors Fund - China A-Share		Agricultural Commodities/Mi..	\$204M	(\$27.0M)
BlackRock Global Funds - Systematic China A-S..		Beverages: Alcoholic	\$44M	(\$26.2M)
Allianz Global Investors Fund - China A-Share		Engineering & Construction	\$119M	(\$25.9M)

Industry Sentiment Grid

We combine the latest industry positioning, long-term positioning and short-term fund activity in the 'Sentiment Grid', below. The Y-Axis measures where today's ownership levels in each Industry sit relative to the long-term range. We calculate the Z-Score of today's average weight, funds invested % and funds O/W %, relative to all monthly observations in our fund history (going back to 7/31/2015). A figure close to 100% would indicate today's positioning is close to its maximum ever level, a figure close to zero, the lowest. The X-axis provides a measure of short-term fund activity, or 'Momentum', by looking at the changes in average weight, funds invested % and funds o/w % between 7/31/2022 and 1/31/2023, relative to each Industry. A figure above 50% means an Industry has seen relative increases in ownership, a figure below 50% indicates a relative decrease in positioning. The size of the bubble represents the average weight of each Industry.



Position Range: Average of:
Z-Score Average Weight vs history
Z-Score Funds Invested % vs history
Z-Score Funds O/W % vs history

Momentum Score: Average of:
Change in Average Weight (Percentile vs Peers)
Change in Funds Invested % (Percentile vs Peers)
Change in Funds O/W % (Percentile vs Peers)

Stock Allocations

Stock Holdings Snapshot

Aggregate Stock Holdings Data, Ranked by Most Widely Held.

Ticker	Stock Name	Funds Invested %	Average Weight	Vs Benchmark	Fund AUM, \$
300750-CN	Contemporary Amperex Technology Co., Ltd...	84.00%	3.68%	0.86%	\$2,022.94M
600519-CN	Kweichow Moutai Co., Ltd. Class A	78.00%	4.18%	-1.60%	\$2,497.90M
601012-CN	LONGi Green Energy Technology Co., Ltd. Cla..	69.00%	1.74%	0.82%	\$1,025.79M
600036-CN	China Merchants Bank Co., Ltd. Class A	58.00%	2.28%	0.16%	\$1,751.75M
300059-CN	East Money Information Co., Ltd Class A	49.00%	1.48%	0.74%	\$711.59M
002475-CN	Luxshare Precision Industry Co. Ltd. Class A	48.00%	1.27%	0.69%	\$778.32M
000858-CN	Wuliangye Yibin Co., Ltd. Class A	48.00%	1.15%	-0.87%	\$650.21M
603259-CN	WuXi AppTec Co., Ltd. Class A	47.00%	0.98%	0.39%	\$571.86M
601888-CN	China Tourism Group Duty Free Corporation ..	46.00%	1.17%	0.15%	\$665.66M
002594-CN	BYD Company Limited Class A	45.00%	1.49%	0.20%	\$413.86M
000333-CN	Midea Group Co. Ltd. Class A	45.00%	1.19%	1.19%	\$882.52M
300760-CN	Shenzhen Mindray Bio-Medical Electronics C..	44.00%	1.15%	0.15%	\$812.53M
300015-CN	Aier Eye Hospital Group Co., Ltd. Class A	44.00%	0.94%	0.37%	\$618.46M
600309-CN	Wanhua Chemical Group Co. Ltd. Class A	41.00%	0.90%	0.14%	\$843.96M
600887-CN	Inner Mongolia Yili Industrial Group Co., Ltd. ..	40.00%	1.00%	0.48%	\$604.85M
601318-CN	Ping An Insurance (Group) Company of Chin..	39.00%	1.22%	-0.16%	\$1,066.87M
600438-CN	Tongwei Co. Ltd. Class A	37.00%	0.84%	0.37%	\$411.43M
300124-CN	Shenzhen Inovance Technology Co., Ltd Clas..	37.00%	0.73%	0.26%	\$486.16M
002812-CN	Yunnan Energy New Material Co., Ltd. Class A	37.00%	0.59%	0.16%	\$368.29M
002142-CN	Bank of Ningbo Co., Ltd. Class A	37.00%	0.97%	0.43%	\$854.39M
000568-CN	Luzhou Laojiao Company Limited Class A	36.00%	1.00%	0.13%	\$351.55M
002241-CN	GoerTek Inc. Class A	35.00%	0.36%	0.18%	\$198.38M
600690-CN	Haier Smart Home Co., Ltd. Class A	33.00%	0.65%	0.25%	\$209.91M
300274-CN	Sungrow Power Supply Co., Ltd. Class A	33.00%	0.68%	0.21%	\$266.27M
002460-CN	Ganfeng Lithium Co., Ltd. Class A	33.00%	0.41%	0.09%	\$198.61M

Top Stock Holdings, %

Fund Name	Ticker	Stock Name	Value
China AMC Industry Select Fund	300724-CN	Shenzhen S.C New Energy Technology Corp. ..	11.64%
UBS (CAY) China A Opportunity Fund	600036-CN	China Merchants Bank Co., Ltd. Class A	10.72%
UBS (CAY) China A Opportunity Fund	000001-CN	Ping An Bank Co. Ltd. Class A	10.28%
Orient China Advantage Flexible Mixed Fund	002475-CN	Luxshare Precision Industry Co. Ltd. Class A	10.23%
UBS (Lux) Investment SICAV - China A Opportunity (USD)	600036-CN	China Merchants Bank Co., Ltd. Class A	9.91%
NN (L) International - China A-Share Equity	002129-CN	Tianjin Zhonghuan Semiconductor Co., Ltd. Cl..	9.84%
China Southern Composition Select Fund	600519-CN	Kweichow Moutai Co., Ltd. Class A	9.61%
First Sentier Invs. Glb. Umb. - FSSA China A Shares Fund	600036-CN	China Merchants Bank Co., Ltd. Class A	9.56%
First Seafrost China Scarce Assets Flexible Hybrid Fund	600519-CN	Kweichow Moutai Co., Ltd. Class A	9.53%
Hang Seng China A-Share Focus Fund	600519-CN	Kweichow Moutai Co., Ltd. Class A	9.48%
Yinhua China Dream 30 Equity Fund	600570-CN	Hundsun Technologies Inc. Class A	9.40%
First Seafrost China Scarce Assets Flexible Hybrid Fund	300760-CN	Shenzhen Mindray Bio-Medical Electronics Co..	9.39%
UBS (Lux) Investment SICAV - China A Opportunity (USD)	000538-CN	Yunnan Baiyao Group Co. Ltd. Class A	9.20%
First Seafrost China Scarce Assets Flexible Hybrid Fund	300750-CN	Contemporary Amperex Technology Co., Ltd. ..	9.10%
UBS (CAY) China A Opportunity Fund	600519-CN	Kweichow Moutai Co., Ltd. Class A	9.09%
China International Alpha Fund	002475-CN	Luxshare Precision Industry Co. Ltd. Class A	9.08%
UBS (Lux) Investment SICAV - China A Opportunity (USD)	600519-CN	Kweichow Moutai Co., Ltd. Class A	9.07%
China AMC Innovation Frontier Equity Fund	300750-CN	Contemporary Amperex Technology Co., Ltd. ..	9.03%
Huatai-PineBridge Prosperous China Mixed Equity Fund	688599-CN	Trina Solar Ltd Class A	9.01%
U ACCESS - Best Selection China A	600519-CN	Kweichow Moutai Co., Ltd. Class A	8.92%
China International Huixuan Growth Stock Fund	600519-CN	Kweichow Moutai Co., Ltd. Class A	8.89%
Okasan (Japan) China A Share Mother Fund	300750-CN	Contemporary Amperex Technology Co., Ltd. ..	8.84%
Great Wall Made In China Flexible Hybrid Fund	300274-CN	Sungrow Power Supply Co., Ltd. Class A	8.75%
First Seafrost China Scarce Assets Flexible Hybrid Fund	300059-CN	East Money Information Co., Ltd Class A	8.75%
China Universal Open Vision China Advantage 6M Equity Fund	600036-CN	China Merchants Bank Co., Ltd. Class A	8.72%

Aggregate Stock Holdings Data, Largest Overweight Holdings

Ticker	Stock Name	Vs Benchmark	Average Weight	Funds Invested %	Fund AUM, \$
000333-CN	Midea Group Co. Ltd. Class A	1.19%	1.19%	45.00%	\$882.52M
300750-CN	Contemporary Amperex Technology Co., Ltd...	0.86%	3.68%	84.00%	\$2,022.94M
601012-CN	LONGi Green Energy Technology Co., Ltd. Cla..	0.82%	1.74%	69.00%	\$1,025.79M
300059-CN	East Money Information Co., Ltd Class A	0.74%	1.48%	49.00%	\$711.59M
002475-CN	Luxshare Precision Industry Co. Ltd. Class A	0.69%	1.27%	48.00%	\$778.32M
002271-CN	Beijing Oriental Yuhong Waterproof Technol..	0.63%	0.63%	33.00%	\$438.23M
300450-CN	Wuxi Lead Intelligent Equipment Co. Ltd. Cla..	0.51%	0.51%	28.00%	\$229.60M
600887-CN	Inner Mongolia Yili Industrial Group Co., Ltd. ..	0.48%	1.00%	40.00%	\$604.85M
002415-CN	Hangzhou Hikvision Digital Technology Co., L..	0.46%	0.46%	19.00%	\$233.91M
002142-CN	Bank of Ningbo Co., Ltd. Class A	0.43%	0.97%	37.00%	\$854.39M

Top Stock Holdings, \$

Fund Name	Ticker	Stock Name	Value
Aberdeen Std. SICAV I - China A Share Equity Fund	600519-CN	Kweichow Moutai Co., Ltd. Class A	\$291M
Allianz Global Investors Fund - China A-Share	600519-CN	Kweichow Moutai Co., Ltd. Class A	\$277M
JPMorgan Funds - China A-Share Opportunities Fund	300750-CN	Contemporary Amperex Technology Co., Ltd. ..	\$242M
Allianz Global Investors Fund - China A-Share	600030-CN	CITIC Securities Co. Ltd. Class A	\$240M
Schroder ISF - China A	601318-CN	Ping An Insurance (Group) Company of China..	\$220M
Allianz Global Investors Fund - China A-Share	300750-CN	Contemporary Amperex Technology Co., Ltd. ..	\$211M
UBS (Lux) Investment SICAV - China A Opportunity (USD)	600036-CN	China Merchants Bank Co., Ltd. Class A	\$204M
Schroder ISF - China A	600036-CN	China Merchants Bank Co., Ltd. Class A	\$192M
UBS (Lux) Investment SICAV - China A Opportunity (USD)	000538-CN	Yunnan Baiyao Group Co. Ltd. Class A	\$190M
JPMorgan Funds - China A-Share Opportunities Fund	600036-CN	China Merchants Bank Co., Ltd. Class A	\$190M
UBS (Lux) Investment SICAV - China A Opportunity (USD)	600519-CN	Kweichow Moutai Co., Ltd. Class A	\$187M
JPMorgan Funds - China A-Share Opportunities Fund	600519-CN	Kweichow Moutai Co., Ltd. Class A	\$186M
Allianz Global Investors Fund - China A-Share	300059-CN	East Money Information Co., Ltd Class A	\$184M
China Universal Value Selection Hybrid Fund	600036-CN	China Merchants Bank Co., Ltd. Class A	\$182M
iShares IV Plc - MSCI China A UCITS ETF	600519-CN	Kweichow Moutai Co., Ltd. Class A	\$169M
Allianz Global Investors Fund - China A-Share	601012-CN	LONGi Green Energy Technology Co., Ltd. Clas..	\$158M
JPMorgan Funds - China A-Share Opportunities Fund	601318-CN	Ping An Insurance (Group) Company of China..	\$158M
UBS (Lux) Investment SICAV - China A Opportunity (USD)	000001-CN	Ping An Bank Co. Ltd. Class A	\$154M
Allianz Global Investors Fund - China A-Share	601318-CN	Ping An Insurance (Group) Company of China..	\$153M
Allianz Global Investors Fund - China A-Share	000333-CN	Midea Group Co. Ltd. Class A	\$151M
Allianz Global Investors Fund - China A-Share	300760-CN	Shenzhen Mindray Bio-Medical Electronics Co..	\$150M
Aberdeen Std. SICAV I - China A Share Equity Fund	300750-CN	Contemporary Amperex Technology Co., Ltd. ..	\$149M
Allianz Global Investors Fund - China A-Share	600754-CN	Shanghai Jin Jiang International Hotels Co., ..	\$148M
Schroder ISF - China A	600519-CN	Kweichow Moutai Co., Ltd. Class A	\$148M

Aggregate Stock Holdings Data, Largest Underweight Holdings

Ticker	Stock Name	Vs Benchmark	Average Weight	Funds Invested %	Fund AUM, \$
600519-CN	Kweichow Moutai Co., Ltd. Class A	-1.60%	4.18%	78.00%	\$2,497.90M
000858-CN	Wuliangye Yibin Co., Ltd. Class A	-0.87%	1.15%	48.00%	\$650.21M
600900-CN	China Yangtze Power Co., Ltd. Class A	-0.81%	0.37%	22.00%	\$335.57M
603288-CN	Foshan Haitian Flavouring & Food Co., Ltd. C..	-0.59%	0.17%	9.00%	\$252.03M
601288-CN	Agricultural Bank of China Limited Class A	-0.58%	0.04%	3.00%	\$27.46M
601398-CN	Industrial and Commercial Bank of China Li..	-0.53%	0.15%	7.00%	\$60.76M
600000-CN	Shanghai Pudong Development Bank Co., Lt..	-0.53%	0.01%	2.00%	\$16.96M
002304-CN	Jiangsu Yanghe Brewery Joint-Stock Co., Lt..	-0.50%	0.16%	13.00%	\$42.31M
601328-CN	Bank of Communications Co., Ltd. Class A	-0.42%	0.06%	6.00%	\$19.17M
601166-CN	Industrial Bank Co., Ltd. Class A	-0.42%	0.50%	24.00%	\$245.48M

Stock Holdings Activity

Aggregate Stock Holdings Changes - Largest Increases in Funds Invested %, 7/31/2022 - 1/31/2023

Ticker	Stock Name	Funds Invested % Δ	Average Weight Δ	Average Wgt vs Benchmark Δ	Fund Flows, \$
688063-CN	Pylon Technologies Co., Ltd. Class A	6.00%	0.01%	-0.11%	\$28.75M
600754-CN	Shanghai Jin Jiang International Hotels Co...	5.00%	0.04%	0.05%	(\$12.23M)
300763-CN	Ginlong Technologies Co., Ltd. Class A	5.00%	0.01%	0.06%	\$70.23M
300724-CN	Shenzhen S.C New Energy Technology Corp. ..	5.00%	0.05%	0.06%	\$11.93M
601888-CN	China Tourism Group Duty Free Corporation ..	4.00%	0.11%	0.11%	\$19.86M
688187-CN	Zhuzhou CRRC Times Electric Co., Ltd. Class A	4.00%	0.03%	0.00%	\$61.61M
002487-CN	Dajin Heavy Industry Corporation Class A	4.00%	0.06%	-0.01%	\$7.20M
688516-CN	Wuxi Autowell Technology Co. Ltd. Class A	3.00%	0.04%	-0.04%	\$5.81M
600875-CN	Dongfang Electric Corporation Limited Class..	3.00%	0.05%	0.01%	\$8.70M
603129-CN	Zhejiang CFMoto Power Co. Ltd. Class A	3.00%	-0.01%	-0.01%	\$0.49M
601628-CN	China Life Insurance Co. Ltd. Class A	3.00%	0.06%	0.02%	\$14.29M
600583-CN	Offshore Oil Engineering Co., Ltd. Class A	3.00%	0.01%	-0.02%	\$2.12M
002459-CN	JA Salar Technology Co., Ltd. Class A	3.00%	0.01%	0.07%	\$9.55M
000729-CN	Beijing Yanjing Brewery Co., Ltd. Class A	3.00%	0.01%	-0.07%	\$2.67M
300124-CN	Shenzhen Inovance Technology Co., Ltd Clas..	3.00%	0.12%	0.08%	(\$18.06M)
603606-CN	Ningbo Orient Wires & Cables Co Ltd Class A	2.00%	-0.04%	-0.01%	\$5.93M
603290-CN	StarPower Semiconductor Ltd. Class A	2.00%	0.00%	0.04%	\$10.03M
600690-CN	Haier Smart Home Co., Ltd. Class A	2.00%	0.08%	0.06%	\$8.79M
600570-CN	Hundsun Technologies Inc. Class A	2.00%	0.17%	0.10%	\$6.94M
300896-CN	IMEIK Technology Development Co., Ltd. Clas..	2.00%	0.05%	0.00%	\$5.96M
300751-CN	Suzhou Maxwell Technologies Co., Ltd. Class..	2.00%	0.04%	0.06%	\$17.97M
300274-CN	Sungrow Power Supply Co., Ltd. Class A	2.00%	0.04%	0.02%	(\$104.01M)
002594-CN	BYD Company Limited Class A	2.00%	-0.05%	0.13%	\$6.37M
002384-CN	Suzhou Dongshan Precision Manufacturing ..	2.00%	0.06%	0.05%	(\$23.05M)
603613-CN	Beijing United Information Technology Co., L..	2.00%	0.04%	0.04%	\$6.30M

Largest Fund Level Changes in Stock Weight, %, 7/31/2022 - 1/31/2023

Fund Name	Ticker	Stock Name	New or Close..	Weight Change
HSBC GIF - China A-Shares Equity	600968-CN	CNOOC Energy Technology ..	New	4.61%
East Capital - China A-Shares	002594-CN	BYD Company Limited Clas..	New	4.60%
Invesco Funds - China A-Share Quality Core Equity ..	601888-CN	China Tourism Group Duty F..	New	4.34%
Robeco Capital Gr. Fds. - Chinese A-Share Equities	601601-CN	China Pacific Insurance (Gro..	New	4.26%
BlackRock Global Funds - China A-Shares Fund	6078-HK	Hygeia Healthcare Holdings..	New	3.90%
BlackRock Global Funds - Systematic China A-Sh O..	000651-CN	Gree Electric Appliances, Inc..	New	3.53%
Metzler Intl. Invts. Plc - China A Share Sus.Fd.	300274-CN	Sungrow Power Supply Co....	New	3.51%
Robeco Capital Gr. Fds. - Chinese A-Share Equities	603806-CN	HANGZHOU FIRST APPLIED ..	New	3.44%
Metzler Intl. Invts. Plc - China A Share Sus.Fd.	688516-CN	Wuxi Autowell Technology ..	New	3.41%
Invesco Funds - China A-Share Quality Core Equity ..	300015-CN	Aier Eye Hospital Group Co....	New	3.29%
Morgan Stanley China A Share Fund	601658-CN	Postal Savings Bank of Chi..		3.20%
AB SICAV I - China A Shares Equity Portfolio	000858-CN	Wuliangye Yibin Co., Ltd. Cl..	New	3.16%
Robeco Capital Gr. Fds. - Chinese A-Share Equities	601677-CN	Henan Mingtai Aluminum In..	Close	-3.35%
Invesco Funds - China A-Share Quality Core Equity ..	300568-CN	Shenzhen Senior Technolog..	Close	-3.42%
Metzler Intl. Invts. Plc - China A Share Sus.Fd.	603916-CN	Sobute New Materials Co., ..	Close	-3.48%
Metzler Intl. Invts. Plc - China A Share Sus.Fd.	FDS1IET69	Shanghai Jin Jiang Interna..	Close	-3.50%
Invesco Funds - China A-Share Quality Core Equity ..	600674-CN	Sichuan Chuantou Energy ..	Close	-3.52%
Invesco Funds - China A-Share Quality Core Equity ..	688169-CN	Beijing Roborock Technolog..	Close	-3.55%
Invesco Funds - China A-Share Quality Core Equity ..	002594-CN	BYD Company Limited Clas..		-3.71%
Invesco Funds - China A-Share Quality Core Equity ..	300207-CN	SUNWODA Electronic Co., Lt..	Close	-3.78%
Metzler Intl. Invts. Plc - China A Share Sus.Fd.	600383-CN	Gemdale Corporation Class ..	Close	-3.95%
Eurizon Fund - Equity China A	601012-CN	LONGi Green Energy Techna..	Close	-4.16%
Metzler Intl. Invts. Plc - China A Share Sus.Fd.	688599-CN	Trina Solar Ltd Class A	Close	-4.47%
Invesco Funds - China A-Share Quality Core Equity ..	000792-CN	Qinghai Salt Lake Industry ..	Close	-4.97%

Aggregate Stock Holdings Changes - Largest Decreases in Funds Invested %, 7/31/2022 - 1/31/2023

Ticker	Stock Name	Funds Invested % Δ	Average Weight Δ	Average Wgt vs Benchmark Δ	Fund Flows, \$
002241-CN	GoerTek Inc. Class A	-6.00%	-0.25%	-0.16%	(\$19.79M)
002812-CN	Yunnan Energy New Material Co., Ltd. Class A	-5.00%	-0.24%	-0.11%	(\$62.25M)
600887-CN	Inner Mongolia Yili Industrial Group Co., Ltd. ..	-4.00%	-0.16%	-0.10%	(\$26.16M)
601166-CN	Industrial Bank Co., Ltd. Class A	-3.00%	-0.08%	-0.06%	(\$22.91M)
002202-CN	Xinjiang Goldwind Science & Technology Co....	-3.00%	-0.06%	-0.03%	(\$7.94M)
601677-CN	Henan Mingtai Aluminum Industrial Co., Ltd. ..	-3.00%	-0.06%	-0.06%	(\$16.54M)
002557-CN	Chacha Food Co Ltd. Class A	-3.00%	-0.02%	0.04%	\$21.42M
002601-CN	Lomon Billions Group Co Ltd. Class A	-3.00%	-0.02%	-0.02%	(\$2.68M)
002821-CN	Asymchem Laboratories (Tianjin) Co., Ltd. Cl..	-3.00%	-0.04%	-0.03%	\$0.94M
300171-CN	Tofflon Science and Technology Group Co., L..	-3.00%	-0.05%	-0.05%	(\$8.77M)
600019-CN	Baoshan Iron & Steel Co., Ltd. Class A	-3.00%	0.00%	-0.03%	(\$19.74M)
600585-CN	Anhui Conch Cement Company Limited Clas..	-3.00%	-0.04%	-0.01%	\$3.99M
601669-CN	Power Construction Corporation of China, Lt..	-3.00%	-0.07%	-0.08%	\$4.30M
601899-CN	Zijin Mining Group Co., Ltd. Class A	-3.00%	0.07%	-0.07%	(\$7.05M)
601919-CN	COSCO SHIPPING Holdings Co., Ltd. Class A	-3.00%	-0.04%	0.06%	(\$5.56M)
603986-CN	GigaDevice Semiconductor (Beijing), Inc. Clas..	-3.00%	-0.01%	0.00%	(\$2.63M)
603993-CN	China Molybdenum Co., Ltd. Class A	-3.00%	-0.02%	-0.03%	(\$9.94M)
688008-CN	Montage Technology Co., Ltd. Class A	-3.00%	-0.03%	-0.01%	\$6.03M
688099-CN	Amlogic (Shanghai) Co., Ltd. Class A	-3.00%	-0.01%	0.00%	(\$1.09M)
002475-CN	Luxshare Precision Industry Co. Ltd. Class A	-2.00%	-0.04%	-0.01%	\$16.21M
300122-CN	Changqing Zhifei Biological Products Co., Ltd..	-2.00%	-0.03%	-0.01%	(\$3.29M)
600031-CN	Sany Heavy Industry Co., Ltd. Class A	-2.00%	-0.01%	-0.02%	\$5.29M
000725-CN	BOE Technology Group Co., Ltd. Class A	-2.00%	-0.05%	-0.05%	(\$24.86M)
002008-CN	Han's Laser Technology Industry Group Co., ..	-2.00%	-0.01%	-0.01%	(\$5.53M)
002372-CN	Zhejiang Weixing New Building Materials Co...	-2.00%	-0.01%	-0.02%	(\$3.48M)

Largest Fund Level Stock Inflows/Outflows, \$, 7/31/2022 - 1/31/2023

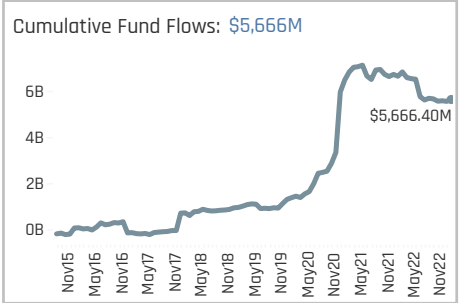
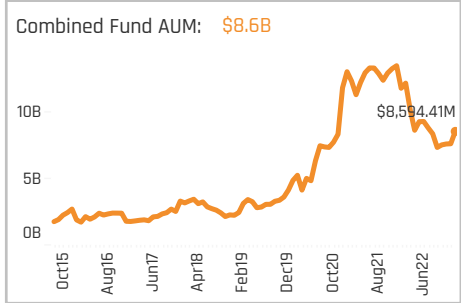
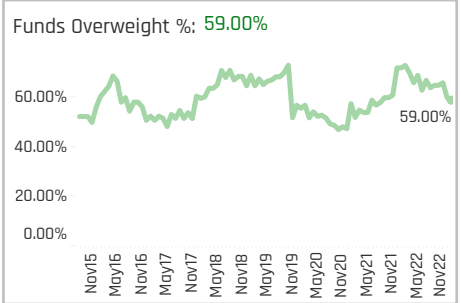
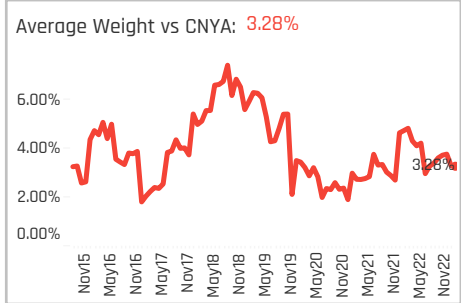
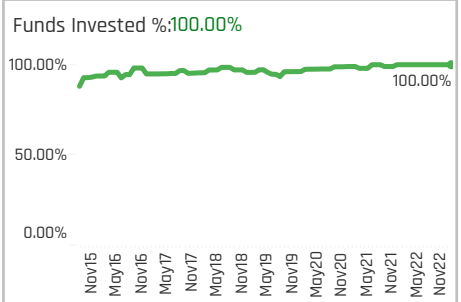
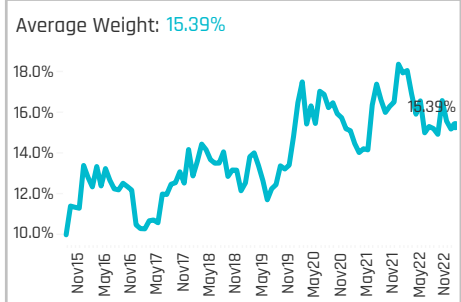
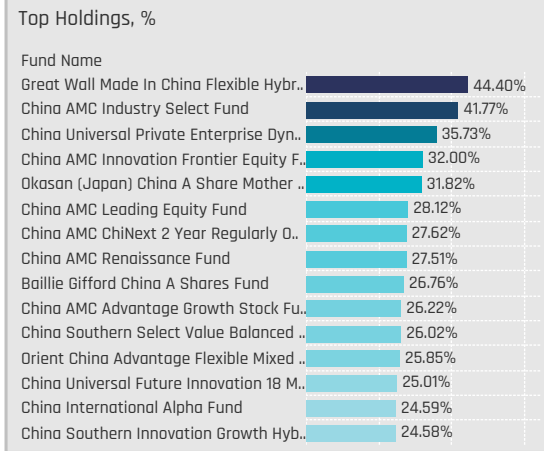
Fund Name	Ticker	Stock Name	New or Close..	Flow Change
JPMorgan Funds - China A-Share Opportunities Fu..	600519-CN	Kweichow Moutai Co., Ltd. C..	New	\$157M
Schroder ISF - China A	300750-CN	Contemporary Amperex Tec..		\$82M
JPMorgan Funds - China A-Share Opportunities Fu..	002271-CN	Beijing Oriental Yuhong Wat..	New	\$75M
JPMorgan Funds - China A-Share Opportunities Fu..	002027-CN	Focus Media Information Te..	New	\$75M
JPMorgan Funds - China A-Share Opportunities Fu..	601021-CN	Spring Airlines Co., Ltd. Clas..	New	\$72M
Allianz Global Investors Fund - China A-Share	002049-CN	Unigroup Guoxin Microelectr..		\$69M
JPMorgan Funds - China A-Share Opportunities Fu..	600779-CN	Sichuan Swellfun Co., Ltd. Cl..	New	\$69M
Allianz Global Investors Fund - China A-Share	300763-CN	Ginlong Technologies Co., Lt..	New	\$65M
JPMorgan Funds - China A-Share Opportunities Fu..	300316-CN	Zhejiang Jingsheng Mechani..	New	\$63M
Aberdeen Std. SICAV I - China A Share Equity Fund	600519-CN	Kweichow Moutai Co., Ltd. C..		\$59M
JPMorgan Funds - China A-Share Opportunities Fu..	688187-CN	Zhuzhou CRRC Times Electri..	New	\$58M
JPMorgan Funds - China A-Share Opportunities Fu..	688200-CN	Beijing Huafeng Test & Cont..	New	\$58M
JPMorgan Funds - China A-Share Opportunities Fu..	000002-CN	China Vanke Co., Ltd Class A		(\$53M)
Schroder ISF - China A	300014-CN	EVE Energy Co. Ltd. Class A	Close	(\$53M)
Allianz Global Investors Fund - China A-Share	300144-CN	Songcheng Performance De..	Close	(\$58M)
Aberdeen Std. SICAV I - China A Share Equity Fund	601888-CN	China Tourism Group Duty F..		(\$60M)
JPMorgan Funds - China A-Share Opportunities Fu..	600406-CN	NARI Technology Co., Ltd. Cl..		(\$64M)
JPMorgan Funds - China A-Share Opportunities Fu..	601668-CN	China State Construction En..	Close	(\$64M)
JPMorgan Funds - China A-Share Opportunities Fu..	600048-CN	Poly Developments & Holdin..		(\$66M)
Allianz Global Investors Fund - China A-Share	600809-CN	Shanxi Xinghuaacun Fen Win..		(\$67M)
JPMorgan Funds - China A-Share Opportunities Fu..	300274-CN	Sungrow Power Supply Co., ..	Close	(\$78M)
JPMorgan Funds - China A-Share Opportunities Fu..	600438-CN	Tongwei Co. Ltd. Class A		(\$88M)
JPMorgan Funds - China A-Share Opportunities Fu..	600845-CN	Shanghai Baosight Softwar..		(\$93M)
JPMorgan Funds - China A-Share Opportunities Fu..	000858-CN	Wuliangye Yibin Co., Ltd. Cla..	Close	(\$137M)

Stock Sentiment Grid

We combine the latest stock positioning, long-term positioning and short-term fund activity in the 'Sentiment Grid', below. The Y-Axis measures where today's ownership levels in each stock sit relative to the long-term range. We calculate the Z-Score of today's average weight, funds invested % and funds O/W %, relative to all monthly observations in our fund history (going back to 7/31/2015). A figure close to 100% would indicate today's positioning is close to its maximum ever level, a figure close to zero, the lowest. The X-axis provides a measure of short-term fund activity, or 'Momentum', by looking at the changes in average weight, funds invested % and funds o/w % between 7/31/2022 and 1/31/2023, relative to each stock. A figure above 50% means a stock has seen relative increases in ownership, a figure below 50% indicates a relative decrease in positioning. The size of the bubble represents the average weight of each stock.

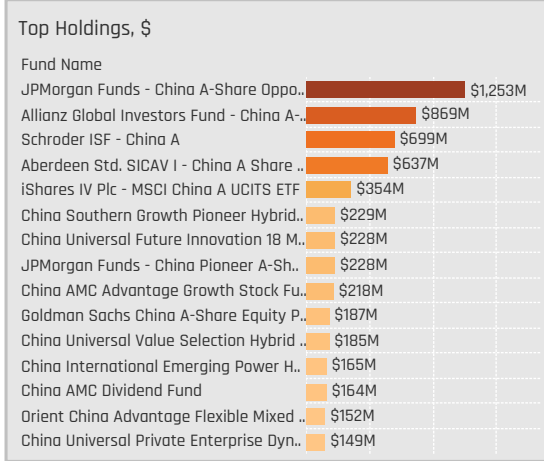


Sector Profiles



Aggregate Stock Holdings Data, Ranked by Most Widely Held.

Ticker	Stock Name	Funds Invested %	Average Weight	Vs Benchmark	Fund AUM, \$
601012-CN	LONGI Green Energy Technolo..	69.00%	1.74%	0.82%	\$1,026M
002475-CN	Luxshare Precision Industry C..	48.00%	1.27%	0.69%	\$778M
002371-CN	NAURA Technology Group Co ..	31.00%	0.47%	0.17%	\$257M
300450-CN	Wuxi Lead Intelligent Equipm..	28.00%	0.51%	0.51%	\$230M
600570-CN	Hundsun Technologies Inc. Cl..	26.00%	0.49%	0.27%	\$313M
603501-CN	Will Semiconductor Ltd. Class..	24.00%	0.20%	-0.08%	\$84M
603806-CN	HANGZHOU FIRST APPLIED MA..	22.00%	0.35%	0.10%	\$130M
002410-CN	Glodon Company Limited Clas..	21.00%	0.39%	0.39%	\$294M
002415-CN	Hangzhou Hikvision Digital Te..	19.00%	0.46%	0.46%	\$234M
002049-CN	Unigroup Guoxin Microelectro..	19.00%	0.16%	-0.11%	\$107M
002179-CN	AVIC Jonhon Optronic Technol..	18.00%	0.31%	0.31%	\$144M
603986-CN	GigaDevice Semiconductor (B..	17.00%	0.19%	0.00%	\$87M
603290-CN	StarPower Semiconductor Ltd..	17.00%	0.20%	0.07%	\$223M
300661-CN	SG Micro Corp. Class A	17.00%	0.23%	0.07%	\$95M
002129-CN	Tianjin Zhonghuan Semicond..	17.00%	0.31%	-0.03%	\$67M



Top Stock Holdings, %

Fund Name	Ticker	Stock Name	Weight
China AMC Industry Select Fund	300724-CN	Shenzhen S.C New En..	11.64%
Orient China Advantage Flexible Mixed ..	002475-CN	Luxshare Precision Ind..	10.23%
NN (L) International - China A-Share Eq..	002129-CN	Tianjin Zhonghuan Se..	9.84%
Yinhua China Dream 30 Equity Fund	600570-CN	Hundsun Technologies..	9.40%
China International Alpha Fund	002475-CN	Luxshare Precision Ind..	9.08%
Value Partners Fund Series - China A-S..	002475-CN	Luxshare Precision Ind..	8.21%
China Post Trend Select Flexible Hybrid..	601012-CN	LONGI Green Energy T..	7.62%
China AMC Renaissance Fund	002475-CN	Luxshare Precision Ind..	7.49%
China AMC Large Cap Select Fund	002179-CN	AVIC Jonhon Optronic ..	7.46%
Fullgoal Beautiful China Balanced Fund	002415-CN	Hangzhou Hikvision Di..	6.42%
SMTAM China A-Share SRI Mother Fund	601012-CN	LONGI Green Energy T..	6.25%
China International China Advantage F..	002180-CN	Ninestar Corp. Class A	6.18%
China International Alpha Fund	002236-CN	Zhejiang Dahua Techn..	6.06%
China AMC Renaissance Fund	300450-CN	Wuxi Lead Intelligent ..	6.04%
China International Emerging Power H..	002180-CN	Ninestar Corp. Class A	6.00%

Aggregate Industry Holdings: [Ave Wgt] / [vs CNYA] / [Funds Invested]

Industry	Ave Wgt	[vs CNYA]	[Funds Invested]
Semiconductors	4.93%		97.00%
Electronic Components	2.62%		1.01%
Packaged Software	1.78%	0.12%	74.00%
Industrial Machinery	1.33%	0.52%	58.00%
Telecommunications Equipm..	0.88%	-0.34%	43.00%
Information Technology Ser..	0.79%	0.34%	54.00%
Electronic Equipment/Instru..	0.74%	-0.15%	56.00%
Electronic Production Equip..	0.67%	0.25%	43.00%
Electrical Products	0.39%	0.04%	27.00%
Aerospace & Defense	0.36%	0.36%	20.00%
Internet Retail	0.29%	0.17%	10.00%
Computer Peripherals	0.23%	0.01%	14.00%
Miscellaneous Commercial S..	0.08%	0.08%	5.00%
Industrial Specialties	0.06%	-0.10%	3.00%
Computer Communications	0.06%	0.06%	8.00%

Top Industry Holdings, %

Fund Name	Industry	Weight
Great Wall Made In China Flexible Hybr..	Semiconductors	18.07%
Okasan (Japan) China A Share Mother ..	Semiconductors	15.69%
China AMC Industry Select Fund	Semiconductors	14.53%
Orient China Advantage Flexible Mixed ..	Electronic Components	12.51%
NN (L) International - China A-Share Eq..	Semiconductors	11.87%
China AMC Innovation Frontier Equity F..	Packaged Software	11.66%
China Southern Growth Pioneer Hybrid..	Semiconductors	11.17%
China International Excellence Manufa..	Semiconductors	10.80%
China International Alpha Fund	Electronic Components	10.76%
China Merchants Fengying Positive All..	Electronic Components	10.21%
China AMC Renaissance Fund	Electronic Components	9.94%
China AMC Leading Equity Fund	Semiconductors	9.61%
Rongtong China Wind No 1 Flexible Mix..	Semiconductors	9.55%
Yinhua China Dream 30 Equity Fund	Packaged Software	9.40%
China International Huixuan Growth St..	Semiconductors	8.74%

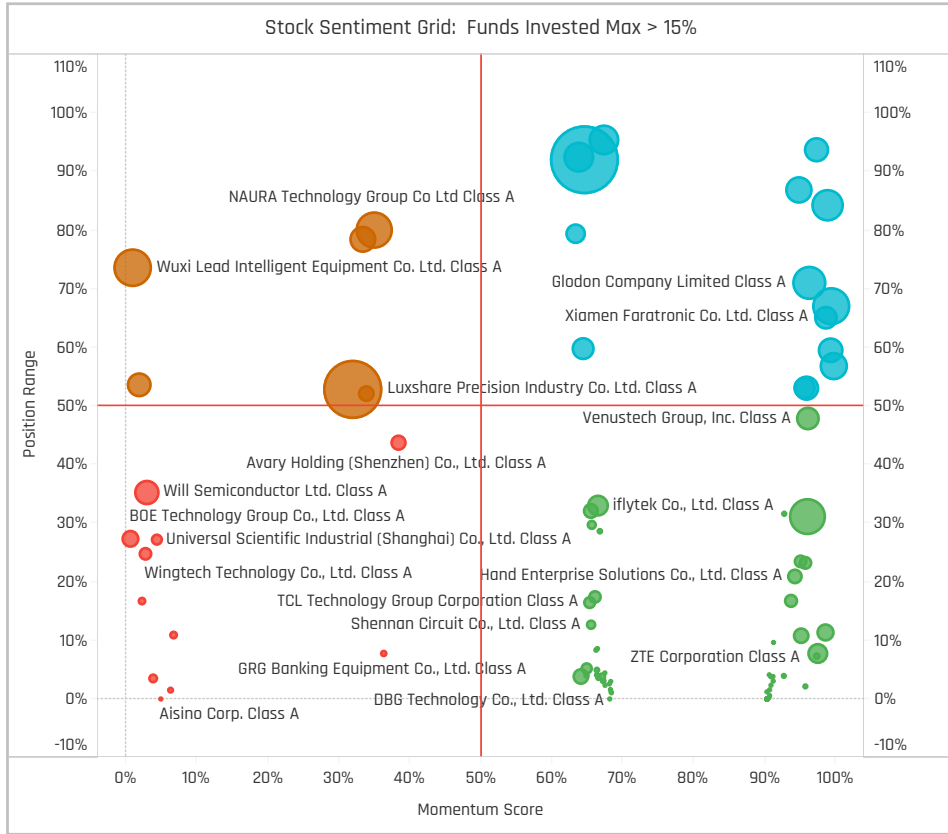
Top Stock Holdings, \$

Fund Name	Ticker	Stock Name	Value
Allianz Global Investors Fund - China A-..	601012-CN	LONGI Green Energy Tec..	\$158M
JPMorgan Funds - China A-Share Oppo..	601012-CN	LONGI Green Energy Tec..	\$146M
Allianz Global Investors Fund - China A-..	002475-CN	Luxshare Precision Indu..	\$140M
Aberdeen Std. SICAV I - China A Share ..	002410-CN	Glodon Company Limite..	\$133M
Schroder ISF - China A	601012-CN	LONGI Green Energy Tec..	\$113M
JPMorgan Funds - China A-Share Oppo..	600570-CN	Hundsun Technologies I..	\$112M
JPMorgan Funds - China A-Share Oppo..	688111-CN	Beijing Kingsoft Office S..	\$107M
Aberdeen Std. SICAV I - China A Share ..	601012-CN	LONGI Green Energy Tec..	\$106M
China Universal Value Selection Hybrid ..	002475-CN	Luxshare Precision Indu..	\$102M
Allianz Global Investors Fund - China A-..	300316-CN	Zhejiang Jingsheng Mec..	\$100M
Aberdeen Std. SICAV I - China A Share ..	600570-CN	Luxshare Technologies I..	\$96M
Allianz Global Investors Fund - China A-..	300450-CN	Wuxi Lead Intelligent Eq..	\$91M
Schroder ISF - China A	688066-CN	Piesat Information Tech..	\$88M
JPMorgan Funds - China A-Share Oppo..	002410-CN	Glodon Company Limite..	\$87M
Allianz Global Investors Fund - China A-..	603290-CN	StarPower Semiconduct..	\$86M

Largest Changes in Fund Weight, %

Fund Name	New or C..	Change
Metzler Intl. Invts. Plc - China A ..		9.19%
Allspring (Lux) Worldwide Fund ..		4.91%
China AMC Innovation Frontier E..		4.74%
Invesco Funds - China A-Share ..		3.97%
Robeco Capital Gr. Fds. - Chines..		3.48%
BlackRock Global Funds - China ..		3.28%
China AMC Leading Equity Fund		2.72%
BlackRock Global Funds - Syste..		-1.65%
China Merchants Fengying Posit..		-1.72%
Schroder ISF - China A		-1.78%
AB SICAV I - China A Shares Equ..		-2.14%
China Universal Future Innovati..		-2.65%
East Capital - China A-Shares		-2.93%
Nikko Asset China A-Share Math..		-5.72%

Ave Wgt Δ	Funds Invested Δ	Fund Flows, \$	Av Wgt vs CNYA Δ	Funds O/W % Δ
0.04%	0.00%	\$21M	-0.01%	-8.00%



Aggregate Stock Holdings Changes

Ticker	Stock Name	Funds Invested % Δ	Average Weight Δ	Fund Flows, \$
688063-CN	Pylon Technologies Co., Ltd. Cl..	6.00%	0.01%	\$29M
300724-CN	Shenzhen S.C New Energy Tec..	5.00%	0.05%	\$12M
603290-CN	StarPower Semiconductor Ltd..	2.00%	0.00%	\$10M
600570-CN	Hundsun Technologies Inc. Cla..	2.00%	0.17%	\$7M
002384-CN	Suzhou Dongshan Precision M..	2.00%	0.06%	(\$23M)
603613-CN	Beijing United Information Tec..	2.00%	0.04%	\$5M
300604-CN	Hangzhou Changchuan Techno..	2.00%	0.00%	\$3M
000733-CN	China Zhenhua (Group) Scienc..	-2.00%	-0.02%	(\$5M)
603989-CN	HUNAN AIHUA GROUP CO LTD C..	-2.00%	0.00%	(\$1M)
000725-CN	BOE Technology Group Co., Ltd..	-2.00%	-0.05%	(\$25M)
002475-CN	Luxshare Precision Industry Co..	-2.00%	-0.04%	\$16M
688099-CN	Amlogic (Shanghai) Co., Ltd. Cl..	-3.00%	-0.01%	(\$1M)
688008-CN	Montage Technology Co., Ltd. ..	-3.00%	-0.03%	\$5M
603986-CN	GigaDevice Semiconductor (Be..	-3.00%	-0.01%	(\$3M)

Largest Fund Flows, \$

Fund Name	New or Cl..	Flow
Aberdeen Std. SICAV I - China ..		\$64M
iShares IV Plc - MSCI China A U..		\$55M
Robeco Capital Gr. Fds. - Chines..		\$44M
Goldman Sachs China A-Share ..		\$18M
Metzler Intl. Invts. Plc - China A ..		\$7M
BlackRock Global Funds - China..		\$3M
Allianz International Investmen..		\$2M
Nikko Asset China A-Share Mat..		(\$6M)
Schroder ISF - China A		(\$6M)
UBS (Lux) Investment SICAV - C..		(\$6M)
First Sentier Invs. Glb. Umb. - F..		(\$7M)
BlackRock Global Funds - Syste..		(\$12M)
Allianz Global Investors Fund - ..		(\$41M)
JPMorgan Funds - China A-Sha..		(\$89M)

Largest Fund Level Changes in Stock Weight, %

Fund Name	Stock Name	New ..	Change
Robeco Capital Gr. Fds. - Chinese ..	HANGZHOU FIRST APPLIE..	New	3.44%
Invesco Funds - China A-Share Qu..	Tianjin Zhonghuan Semic..	New	3.15%
Yinhua China Dream 30 Equity Fu..	Hundsun Technologies In..		2.66%
Invesco Funds - China A-Share Qu..	Xiamen Faratronic Co. Lt..	New	2.56%
Metzler Intl. Invts. Plc - China A Sh..	NAURA Technology Group..		2.50%
Metzler Intl. Invts. Plc - China A Sh..	Shanghai Baosight Soft..	New	2.48%
Allspring (Lux) Worldwide Fund SI..	Glodon Company Limited..	New	2.25%
BlackRock China A Opportunities F..	BOE Technology Group C..		-2.17%
Metzler Intl. Invts. Plc - China A Sh..	Hunan Zhongke Electric C..	Close	-2.36%
AB SICAV I - China A Shares Equity..	LONGi Green Energy Tech..	Close	-2.42%
East Capital - China A-Shares	LONGi Green Energy Tech..		-2.46%
BlackRock Global Funds - Systema..	BOE Technology Group C..	Close	-2.81%
Robeco Capital Gr. Fds. - Chinese ..	LONGi Green Energy Tech..		-3.27%
Eurizon Fund - Equity China A	LONGi Green Energy Tech..	Close	-4.16%

Industry Holding Changes: [Funds Invested Δ] / [Ave Wgt Δ] / Fund Flows, \$

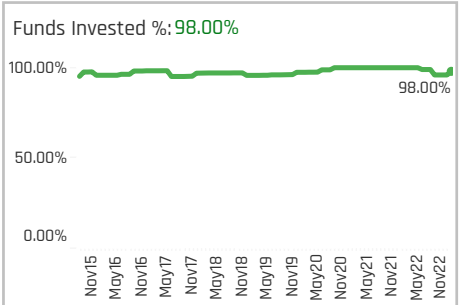
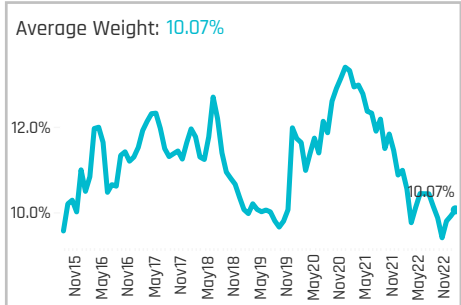
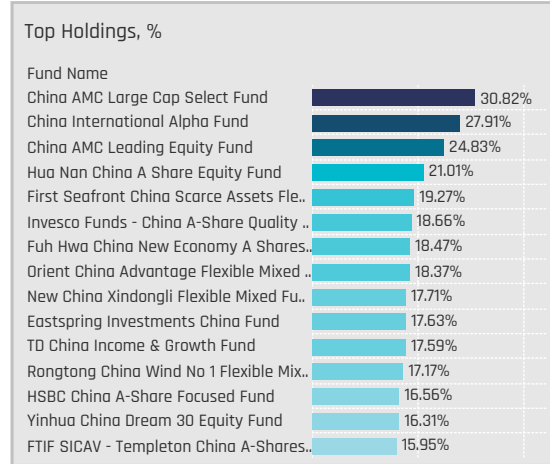
Industry	Invested Δ	Ave Wgt Δ	Fund Flows, \$
Electronic Equipment/Instru..	4.00%	-0.02%	(\$2M)
Data Processing Services	2.00%	0.00%	(\$1M)
Internet Retail	2.00%	0.04%	\$5M
Computer Communications	2.00%	0.02%	\$0M
Metal Fabrication	2.00%	0.01%	\$6M
Semiconductors	1.00%	-0.48%	(\$16M)
Electrical Products	1.00%	0.03%	\$0M
Aerospace & Defense	0.00%	-0.01%	(\$1M)
Computer Peripherals	-1.00%	0.07%	\$13M
Miscellaneous Manufacturing	-1.00%	0.00%	(\$1M)
Engineering & Construction	-1.00%	0.00%	\$0M
Telecommunications Equipm..	-2.00%	0.03%	\$1M
Electronic Production Equip..	-2.00%	0.02%	(\$46M)
Packaged Software	-3.00%	0.39%	(\$51M)

Largest Changes in Fund Industry Weight, %

Fund Name	New o..	Industry	Change
Invesco Funds - China A-Share Quali..	New	Electronic Components	
Allspring (Lux) Worldwide Fund SICA..		Semiconductors	3.85%
China AMC Innovation Frontier Equi..		Packaged Software	3.75%
Robeco Capital Gr. Fds. - Chinese A..	New	Electrical Products	3.44%
Invesco Funds - China A-Share Quali..	New	Semiconductors	3.15%
Metzler Intl. Invts. Plc - China A Sha..		Electronic Components	2.95%
HSBC GIF - China A-Shares Equity		Packaged Software	2.95%
China Universal Future Innovation 1..		Semiconductors	-2.57%
Nikko Asset China A-Share Mother F..		Electronic Components	-2.64%
HSBC GIF - China A-Shares Equity		Semiconductors	-2.66%
East Capital - China A-Shares		Semiconductors	-2.75%
Eurizon Fund - Equity China A		Semiconductors	-2.75%
BlackRock Global Funds - Systemati..		Electronic Equipment/Instru..	-2.85%
Robeco Capital Gr. Fds. - Chinese A..		Semiconductors	-3.04%

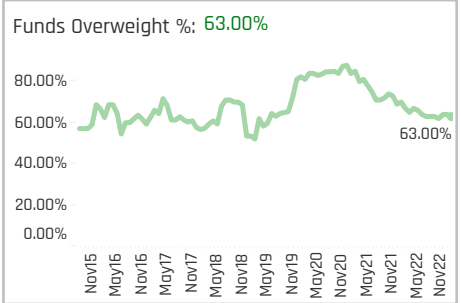
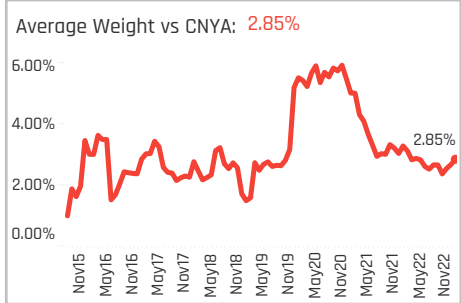
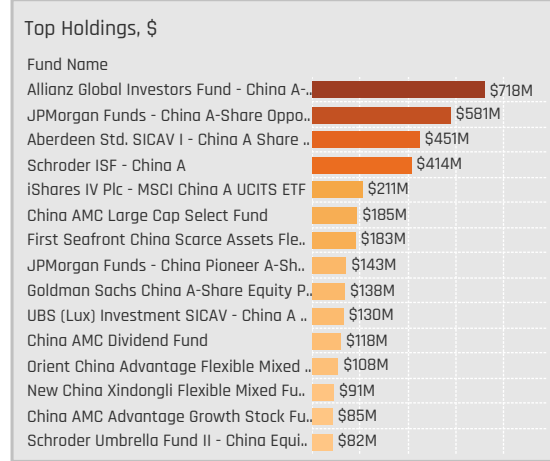
Largest Fund Level Stock Inflows/Outflows, \$

Fund Name	Stock Name	New..	Flow
Allianz Global Investors Fund - Chin..	Unigroup Guoxin Microele..		\$69M
JPMorgan Funds - China A-Share O..	Zhejiang Jingsheng Mech..	New	\$63M
JPMorgan Funds - China A-Share O..	DBAPPSecurity Co. Ltd. Cl..	New	\$46M
Robeco Capital Gr. Fds. - Chinese A..	HANGZHOU FIRST APPLIE..	New	\$31M
Goldman Sachs China A-Share Equi..	LONGi Green Energy Tech..	New	\$27M
JPMorgan Funds - China A-Share O..	Yonyou Network Technol..		\$23M
Aberdeen Std. SICAV I - China A Sh..	LONGi Green Energy Tech..		\$23M
Schroder ISF - China A	Wuhan Raycus Fiber Las..		(\$24M)
Allianz Global Investors Fund - Chin..	Wuxi Lead Intelligent Equ..		(\$25M)
Allianz Global Investors Fund - Chin..	NAURA Technology Group..		(\$25M)
Schroder ISF - China A	Suzhou Dongshan Precisi..		(\$31M)
JPMorgan Funds - China A-Share O..	Advanced Micro-Fabricati..		(\$32M)
JPMorgan Funds - China A-Share O..	Sangfor Technologies Inc..	Close	(\$36M)
JPMorgan Funds - China A-Share O..	Shanghai Baosight Soft..		(\$53M)



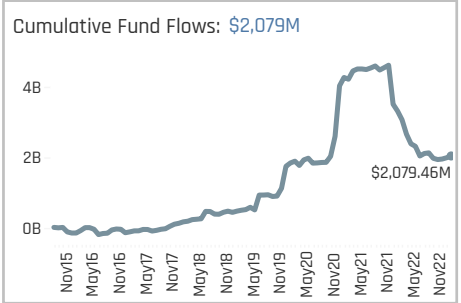
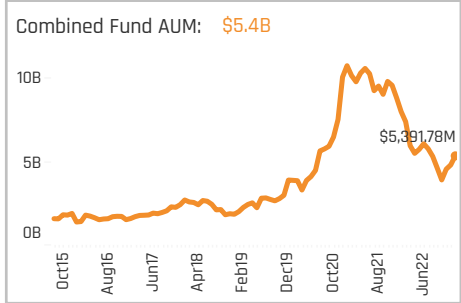
Aggregate Stock Holdings Data, Ranked by Most Widely Held.

Ticker	Stock Name	Funds Invested %	Average Weight	Vs Benchmark	Fund AUM, \$
601888-CN	China Tourism Group Duty Fre..	46.00%	1.17%	0.15%	\$666M
002594-CN	BYD Company Limited Class A	45.00%	1.49%	0.20%	\$414M
000333-CN	Midea Group Co. Ltd. Class A	45.00%	1.19%	1.19%	\$883M
002241-CN	GoerTek Inc. Class A	35.00%	0.36%	0.18%	\$198M
600690-CN	Haier Smart Home Co., Ltd. Cl..	33.00%	0.65%	0.25%	\$210M
002920-CN	Huizhou Desay SV Automativ..	24.00%	0.34%	0.17%	\$176M
600660-CN	Fuyao Glass Industry Group C..	23.00%	0.34%	0.14%	\$263M
601689-CN	Ningbo Tuopu Group Co., Ltd. ..	22.00%	0.44%	0.25%	\$108M
601100-CN	Jiangsu Hengli Hydraulic Co., ..	17.00%	0.21%	0.00%	\$268M
301073-CN	Zhejiang SSAW Boutique Hot..	15.00%	0.00%	0.00%	\$0M
600754-CN	Shanghai Jin Jiang Internatio..	14.00%	0.30%	0.17%	\$244M
301135-CN	Guangdong Real-Design Intell..	14.00%	0.00%	0.00%	\$0M
688169-CN	Beijing Roborock Technology ..	13.00%	0.11%	0.11%	\$51M
301072-CN	Zhongjie (Jiangsu) Technolog..	13.00%	0.00%	0.00%	\$0M
301057-CN	Zhejiang Huilong New Materia..	13.00%	0.00%	0.00%	\$0M



Top Stock Holdings, %

Fund Name	Ticker	Stock Name	Weight
China AMC Leading Equity Fund	601689-CN	Ningbo Tuopu Group C..	8.70%
First Seafrent China Scarce Assets Fle..	002594-CN	BYD Company Limited..	8.54%
China Southern Composition Select Fu..	601888-CN	China Tourism Group ..	8.49%
First Seafrent China Scarce Assets Fle..	601888-CN	China Tourism Group ..	8.31%
SMTAM China A-Share SRI Mother Fund	002594-CN	BYD Company Limited..	8.31%
Hua Nan China A Share Equity Fund	601689-CN	Ningbo Tuopu Group C..	8.01%
Orient China Advantage Flexible Mixed ..	000333-CN	Midea Group Co. Ltd. ..	7.90%
New China Xindongli Flexible Mixed Fu..	002594-CN	BYD Company Limited..	7.57%
Okasan (Japan) China A Share Mother ..	002594-CN	BYD Company Limited..	7.33%
China AMC Large Cap Select Fund	600690-CN	Haier Smart Home Co..	7.28%
Hua Nan China A Share Equity Fund	002594-CN	BYD Company Limited..	7.16%
Eastspring Investments China Fund	000333-CN	Midea Group Co. Ltd. ..	7.01%
China AMC Large Cap Select Fund	600754-CN	Shanghai Jin Jiang In..	6.72%
Huatai-PineBridge Prosperous China M..	002865-CN	Hainan Drinda Autom..	6.69%
China AMC Large Cap Select Fund	601966-CN	Shandong Linglang Ty..	6.19%



Aggregate Industry Holdings: [Ave Wgt] / [vs CNYA] / [Funds Invested]

Industry	Ave Wgt	[vs CNYA]	[Funds Invested]
Electronics/Appliances	2.69%	-0.10%	88.00%
Motor Vehicles	1.70%	0.50%	73.00%
Auto Parts: OEM	1.19%	0.17%	46.00%
Discount Stores	0.98%	0.29%	51.00%
Home Furnishings	0.93%	0.14%	30.00%
Hotels/Resorts/Cruiselines	0.83%	0.10%	11.00%
Consumer Sundries	0.73%	0.12%	26.00%
Apparel/Footwear	0.63%	-0.11%	7.00%
Automotive Aftermarket	0.53%	0.09%	6.00%
Miscellaneous Commercial S...	0.43%	0.00%	31.00%
Textiles	0.33%	0.06%	8.00%
Homebuilding	0.23%	-0.05%	0.00%
Specialty Stores	0.13%	-0.10%	6.00%
Tools & Hardware	0.03%	0.04%	4.00%
Electrical Products	0.03%	-0.05%	4.00%

Top Industry Holdings, %

Fund Name	Industry	Weight
China AMC Leading Equity Fund	Auto Parts: OEM	19.32%
New China Xindongli Flexible Mixed Fu..	Motor Vehicles	14.30%
China International Alpha Fund	Electronics/Appliances	12.78%
Rongtong China Wind No 1 Flexible Mix..	Auto Parts: OEM	12.51%
China International Alpha Fund	Home Furnishings	11.08%
Eastspring Investments China Fund	Electronics/Appliances	9.85%
Orient China Advantage Flexible Mixed ..	Electronics/Appliances	9.73%
China International Huixuan Growth St..	Motor Vehicles	9.53%
First Seafrent China Scarce Assets Fle..	Motor Vehicles	8.54%
TD China Income & Growth Fund	Electronics/Appliances	8.50%
China Southern Composition Select Fu..	Discount Stores	8.49%
First Seafrent China Scarce Assets Fle..	Discount Stores	8.31%
SMTAM China A-Share SRI Mother Fund	Motor Vehicles	8.31%
Hua Nan China A Share Equity Fund	Auto Parts: OEM	8.01%
Fuh Hwa China New Economy A Shares..	Motor Vehicles	7.35%

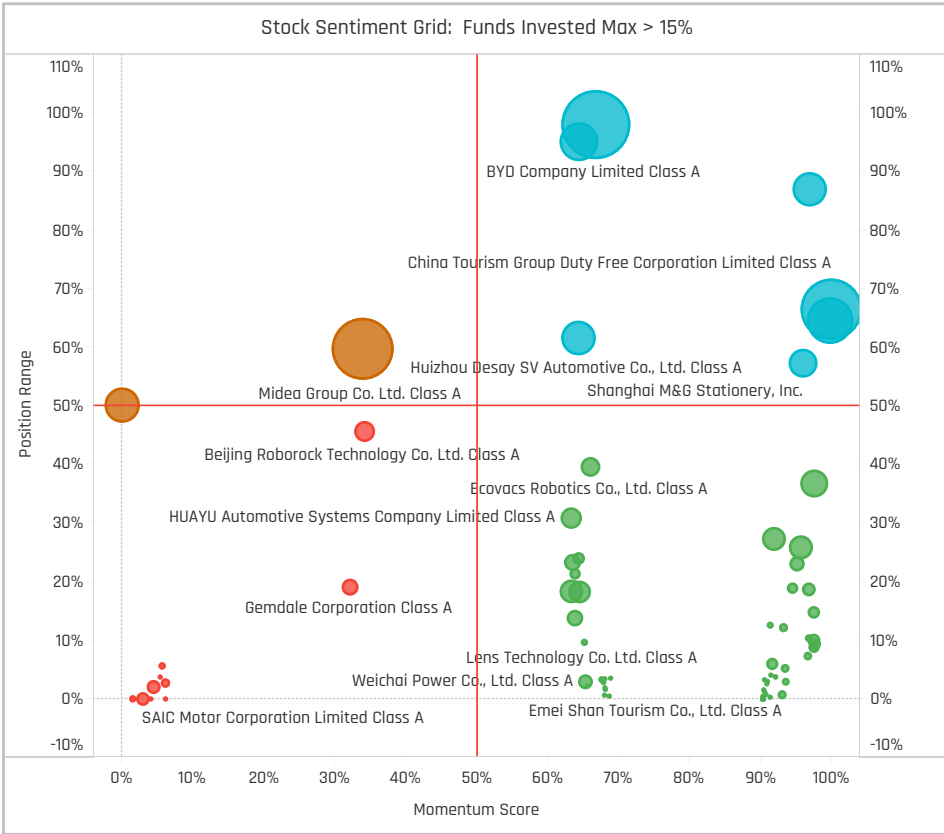
Top Stock Holdings, \$

Fund Name	Ticker	Stock Name	Value
Allianz Global Investors Fund - China A-..	000333-..	Midea Group Co. Ltd. Cla..	\$151M
Allianz Global Investors Fund - China A-..	600754-C..	Shanghai Jin Jiang Inte..	\$148M
JPMorgan Funds - China A-Share Oppo..	000333-..	Midea Group Co. Ltd. Cla..	\$143M
Aberdeen Std. SICAV I - China A Share ..	601888-C..	China Tourism Group Du..	\$129M
Schroder ISF - China A	000333-..	Midea Group Co. Ltd. Cla..	\$122M
Aberdeen Std. SICAV I - China A Share ..	000333-..	Midea Group Co. Ltd. Cla..	\$118M
Schroder ISF - China A	601100-CN	Jiangsu Hengli Hydraulic..	\$109M
JPMorgan Funds - China A-Share Oppo..	601100-CN	Jiangsu Hengli Hydraulic..	\$108M
UBS (Lux) Investment SICAV - China A ..	000333-..	Midea Group Co. Ltd. Cla..	\$90M
Aberdeen Std. SICAV I - China A Share ..	603899-..	Shanghai M&G Statione..	\$89M
JPMorgan Funds - China A-Share Oppo..	6690-HK	Haier Smart Home Co., L..	\$87M
Allianz Global Investors Fund - China A-..	601888-C..	China Tourism Group Du..	\$84M
Aberdeen Std. SICAV I - China A Share ..	600660-..	Fuyao Glass Industry Gr..	\$84M
First Seafrent China Scarce Assets Fle..	002594-..	BYD Company Limited Cl..	\$81M
First Seafrent China Scarce Assets Fle..	601888-C..	China Tourism Group Du..	\$79M

Largest Changes in Fund Weight, %

Fund Name	New or C..	Change
Eurizon Fund - Equity China A		5.36%
East Capital - China A-Shares		5.16%
Templeton China A Shares Fund		4.84%
BlackRock Global Funds - Syste..		2.98%
BlackRock Global Funds - China ..		2.87%
Invesco Funds - China A-Share ..		2.38%
China Southern Innovation Sele..		2.05%
TD China Income & Growth Fund		-2.22%
Value Partners Fund Series - Chi..		-2.48%
Allspring (Lux) Worldwide Fund ..		-2.52%
Robeco Capital Gr. Fds. - Chines..		-3.20%
HSBC GIF - China A-Shares Equit..		-3.71%
China AMC Leading Equity Fund		-5.10%
Metzler Intl. Invts. Plc - China A ..		-7.73%

Ave Wgt Δ	Funds Invested Δ	Fund Flows, \$	Av Wgt vs CNYA Δ	Funds O/W % Δ
-0.38%	-1.00%	(\$70M)	0.32%	0.00%



Aggregate Stock Holdings Changes

Ticker	Stock Name	Funds Invested % Δ	Average Weight Δ	Fund Flows, \$
600754-CN	Shanghai Jin Jiang Internatio..	5.00%	0.04%	(\$12M)
601888-CN	China Tourism Group Duty Fre..	4.00%	0.11%	\$20M
603129-CN	Zhejiang CFMoto Power Co. Lt..	3.00%	-0.01%	\$0M
600690-CN	Haier Smart Home Co., Ltd. Cla..	2.00%	0.08%	\$9M
002594-CN	BYD Company Limited Class A	2.00%	-0.05%	\$5M
603043-CN	Guangzhou Restaurant Group ..	2.00%	0.00%	\$0M
600258-CN	BTG Hotels (Group) Co Ltd Shs ..	2.00%	0.01%	\$1M
002508-CN	Hangzhou Robam Appliances ..	-1.00%	0.00%	\$1M
002242-CN	Joyoung Company Limited Cla..	-1.00%	-0.01%	(\$30M)
688169-CN	Beijing Roborock Technology C..	-1.00%	-0.03%	(\$3M)
000333-CN	Midea Group Co. Ltd. Class A	-1.00%	0.04%	\$29M
300144-CN	Songcheng Performance Devel..	-2.00%	-0.02%	(\$60M)
603008-CN	Xilinmen Furniture Co., Ltd. Cla..	-2.00%	-0.01%	(\$3M)
002241-CN	GoerTek Inc. Class A	-6.00%	-0.25%	(\$20M)

Largest Fund Flows, \$

Fund Name	New or Cl..	Flow
Eurizon Fund - Equity China A		\$27M
iShares IV Plc - MSCI China A U..		\$21M
Goldman Sachs China A-Share ..		\$20M
Schroder ISF - China A		\$18M
BlackRock Global Funds - Syste..		\$15M
Aberdeen Std. SICAV I - China ..		\$10M
East Capital - China A-Shares		\$4M
Morgan Stanley China A Share ..		(\$3M)
Metzler Intl. Invts. Plc - China A ..		(\$5M)
Eastspring Investments - China..		(\$6M)
Robeco Capital Gr. Fds. - Chines..		(\$12M)
First Sentier Inv. Glb. Umb. - F..		(\$17M)
JPMorgan Funds - China A-Sha..		(\$43M)
Allianz Global Investors Fund - ..		(\$101M)

Largest Fund Level Changes in Stock Weight, %

Fund Name	Stock Name	New ..	Change
East Capital - China A-Shares	BYD Company Limited Cl..	New	4.60%
Invesco Funds - China A-Share Qu..	China Tourism Group Dut..	New	4.34%
Invesco Funds - China A-Share Qu..	Jiangsu Hengli Hydraulic ..	New	2.59%
China Southern Innovation Growt..	Koolearn Technology Hol..		2.44%
Invesco Funds - China A-Share Qu..	Shanghai M&G Stationer..	New	2.27%
China Southern Innovation Selecti..	Koolearn Technology Hol..		2.26%
Invesco Funds - China A-Share Qu..	Haier Smart Home Co., Lt..	New	2.17%
Aberdeen Std. SICAV I - China A S..	China Tourism Group Dut..		-2.68%
HSBC GIF - China A-Shares Equity	HUAYU Automotive Syste..		-2.75%
Invesco Funds - China A-Share Qu..	Aima Technology Group C..	Close	-2.99%
Metzler Intl. Invts. Plc - China A Sh..	Shanghai Jin Jiang Inter..	Close	-3.50%
Invesco Funds - China A-Share Qu..	Beijing Roborock Technol..	Close	-3.55%
Invesco Funds - China A-Share Qu..	BYD Company Limited Cl..		-3.71%
Metzler Intl. Invts. Plc - China A Sh..	Gemdale Corporation Cla..	Close	-3.95%

Industry Holding Changes: [Funds Invested Δ] / [Ave Wgt Δ] / Fund Flows, \$

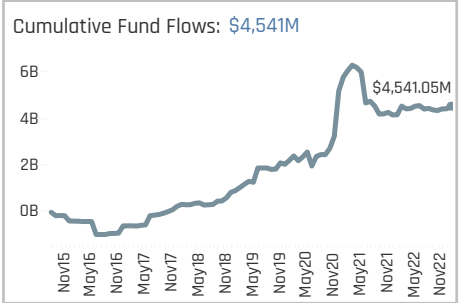
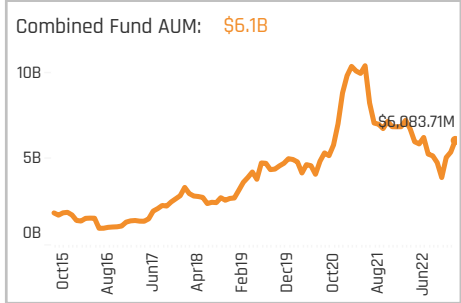
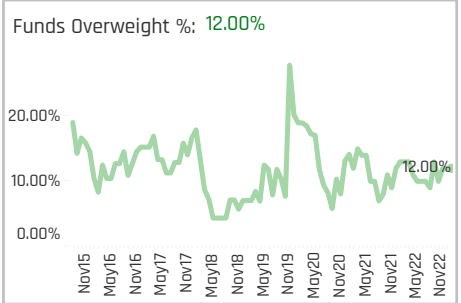
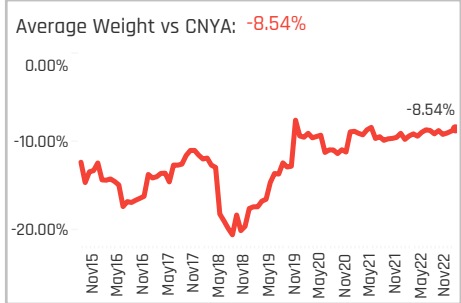
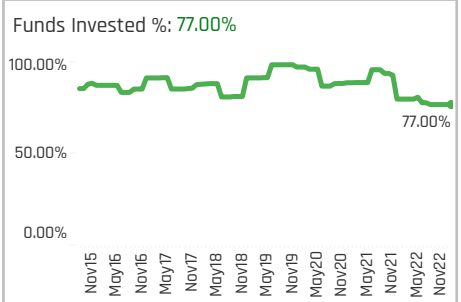
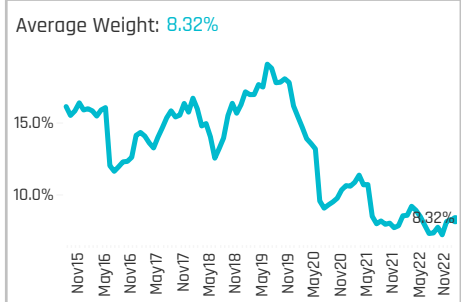
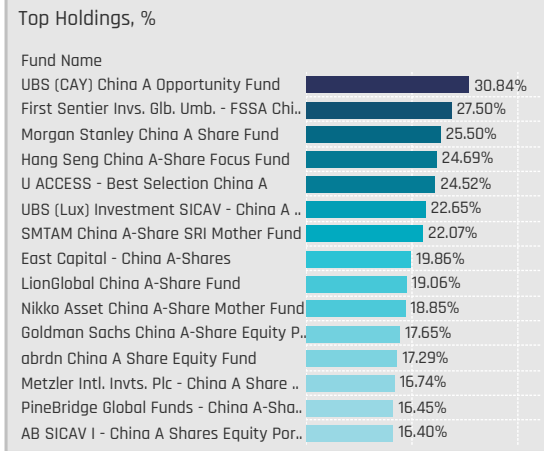
Industry	Change	Ave Wgt Δ	Fund Flows, \$
Discount Stores	3.00%	0.13%	\$43M
Hotels/Resorts/Cruiselines	3.00%	0.01%	(\$13M)
Auto Parts: OEM	3.00%	-0.26%	(\$1M)
Restaurants	3.00%	0.01%	\$2M
Apparel/Footwear	3.00%	0.06%	\$5M
Textiles	2.00%	0.03%	\$3M
Other Consumer Services	1.00%	0.01%	\$1M
Automotive Aftermarket	0.00%	-0.02%	\$0M
Apparel/Footwear Retail	0.00%	0.00%	\$0M
Alternative Power Generation	0.00%	0.00%	\$0M
Electrical Products	-1.00%	0.00%	\$0M
Miscellaneous Commercial S..	-1.00%	0.05%	(\$1M)
Home Furnishings	-1.00%	0.02%	(\$57M)
Movies/Entertainment	-2.00%	-0.01%	(\$60M)

Largest Changes in Fund Industry Weight, %

Fund Name	New o..	Industry	Change
East Capital - China A-Shares	New	Motor Vehicles	4.60%
Invesco Funds - China A-Share Quali..	New	Discount Stores	4.34%
China Southern Innovation Growth ..		Miscellaneous Commercial S..	2.44%
Eurizon Fund - Equity China A	New	Auto Parts: OEM	2.35%
Invesco Funds - China A-Share Quali..	New	Consumer Sundries	2.27%
China Southern Innovation Selectio..		Miscellaneous Commercial S..	2.26%
HSBC GIF - China A-Shares Equity	New	Textiles	2.14%
Metzler Intl. Invts. Plc - China A Sha..		Hotels/Resorts/Cruiselines	-2.04%
HSBC GIF - China A-Shares Equity		Electronics/Appliances	-2.12%
HSBC GIF - China A-Shares Equity		Auto Parts: OEM	-2.92%
China International Alpha Fund		Electronics/Appliances	-3.34%
Metzler Intl. Invts. Plc - China A Sha..	Close	Homebuilding	-3.95%
China AMC Leading Equity Fund		Auto Parts: OEM	-3.95%
Invesco Funds - China A-Share Quali..		Motor Vehicles	-6.71%

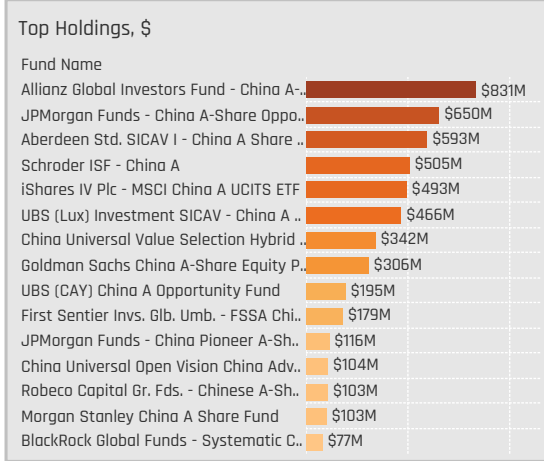
Largest Fund Level Stock Inflows/Outflows, \$

Fund Name	Stock Name	New..	Flow
Allianz Global Investors Fund - Chin..	China Tourism Group Dut..		\$49M
Schroder ISF - China A	Jiangsu Hengli Hydraulic ..		\$36M
Allianz Global Investors Fund - Chin..	Chengdu Xgimi Technolo..		\$34M
Aberdeen Std. SICAV I - China A Sh..	Midea Group Co. Ltd. Clas..		\$31M
Aberdeen Std. SICAV I - China A Sh..	China Tourism Group Dut..	New	\$23M
JPMorgan Funds - China A-Share O..	Midea Group Co. Ltd. Clas..		\$16M
Aberdeen Std. SICAV I - China A Sh..	Shanghai M&G Stationer..		\$14M
Allianz Global Investors Fund - Chin..	Huizhou Desay SV Autom..		(\$20M)
Allianz Global Investors Fund - Chin..	GoerTek Inc. Class A		(\$26M)
Schroder ISF - China A	Joyoung Company Limit..	Close	(\$30M)
JPMorgan Funds - China A-Share O..	Changzhou Xingyu Auto..		(\$30M)
Allianz Global Investors Fund - Chin..	Guangzhou Automobile G..		(\$40M)
Allianz Global Investors Fund - Chin..	Songcheng Performance ..	Close(\$58M)	
Aberdeen Std. SICAV I - China A Sh..	China Tourism Group Dut..		(\$60M)



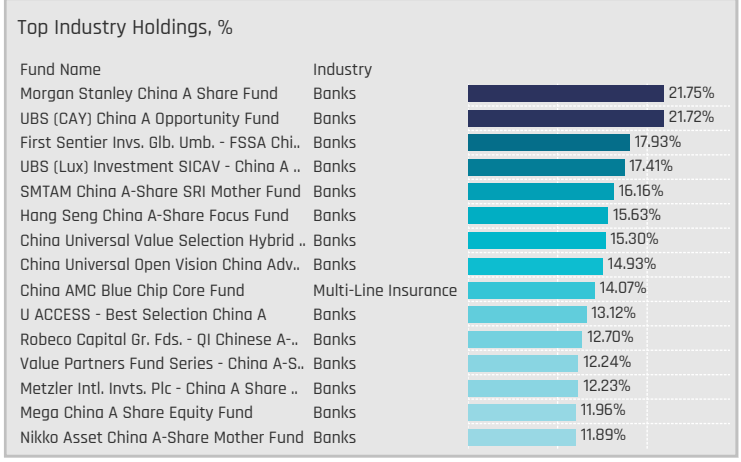
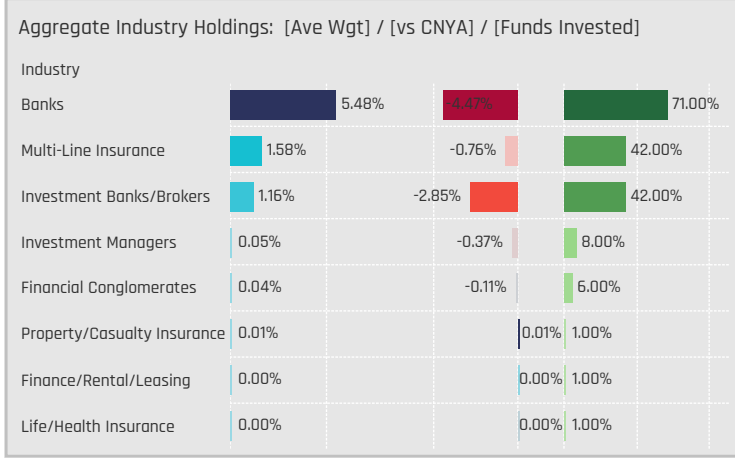
Aggregate Stock Holdings Data, Ranked by Most Widely Held.

Ticker	Stock Name	Funds Invested %	Average Weight	Vs Benchmark	Fund AUM, \$
600036-CN	China Merchants Bank Co., Lt..	58.00%	2.28%	0.16%	\$1,752M
601318-CN	Ping An Insurance (Group) Co..	39.00%	1.22%	-0.16%	\$1,067M
002142-CN	Bank of Ningbo Co., Ltd. Class..	37.00%	0.97%	0.43%	\$854M
000001-CN	Ping An Bank Co. Ltd. Class A	25.00%	0.61%	-0.12%	\$546M
601166-CN	Industrial Bank Co., Ltd. Class..	24.00%	0.50%	-0.42%	\$245M
600030-CN	CITIC Securities Co. Ltd. Class ..	24.00%	0.51%	-0.15%	\$422M
601838-CN	Bank of Chengdu Co., Ltd. Cla..	12.00%	0.12%	-0.01%	\$93M
601939-CN	China Construction Bank Corp..	9.00%	0.14%	0.00%	\$65M
601601-CN	China Pacific Insurance (Grou..	9.00%	0.18%	-0.26%	\$114M
600919-CN	Bank of Jiangsu Co., Ltd. Clas..	9.00%	0.11%	-0.16%	\$21M
601658-CN	Postal Savings Bank of China ..	8.00%	0.12%	-0.20%	\$35M
600926-CN	Bank of Hangzhou Co., Ltd. Cl..	8.00%	0.07%	-0.12%	\$14M
000776-CN	GF Securities Co., Ltd. Class A	8.00%	0.16%	-0.10%	\$58M
601688-CN	Huatai Securities Co., Ltd. Cla..	7.00%	0.09%	-0.15%	\$15M
601398-CN	Industrial and Commercial Ba..	7.00%	0.15%	-0.53%	\$61M



Top Stock Holdings, %

Fund Name	Ticker	Stock Name	Percentage
UBS (CAY) China A Opportunity Fund	600036-CN	China Merchants Bank..	10.72%
UBS (CAY) China A Opportunity Fund	000001-CN	Ping An Bank Co. Ltd. ..	10.28%
UBS (Lux) Investment SICAV - China A ..	600036-CN	China Merchants Bank..	9.91%
First Sentier Invs. Glob. Umb. - FSSA Chi..	600036-CN	China Merchants Bank..	9.55%
China Universal Open Vision China Adv..	600036-CN	China Merchants Bank..	8.72%
China Universal Value Selection Hybrid ..	600036-CN	China Merchants Bank..	8.68%
U ACCESS - Best Selection China A	601318-CN	Ping An Insurance (Grou..	8.59%
First Sentier Invs. Glob. Umb. - FSSA Chi..	002142-CN	Bank of Ningbo Co., Lt..	8.37%
UBS (CAY) China A Opportunity Fund	601318-CN	Ping An Insurance (Grou..	7.97%
East Capital - China A-Shares	600036-CN	China Merchants Bank..	7.55%
UBS (Lux) Investment SICAV - China A ..	000001-CN	Ping An Bank Co. Ltd. ..	7.50%
Morgan Stanley China A Share Fund	600036-CN	China Merchants Bank..	7.43%
Hang Seng China A-Share Focus Fund	600036-CN	China Merchants Bank..	7.34%
China AMC Blue Chip Core Fund	601601-CN	China Pacific Insuranc..	7.30%
Mega China A Share Equity Fund	600036-CN	China Merchants Bank..	7.18%



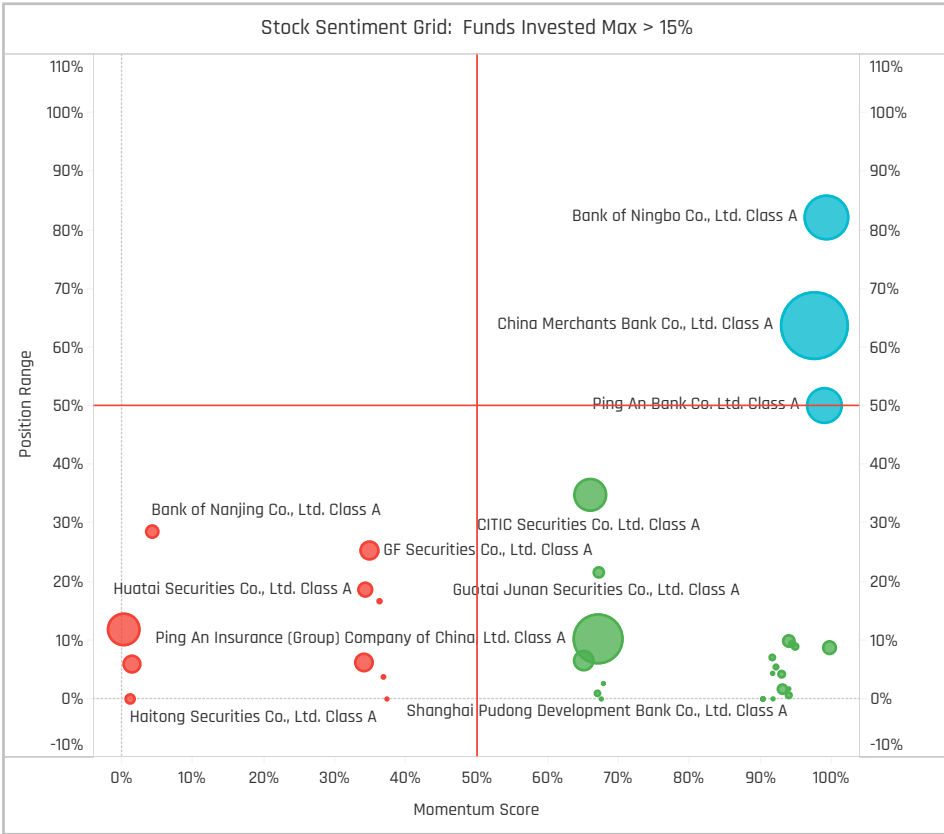
Top Stock Holdings, \$

Fund Name	Ticker	Stock Name	Value
Allianz Global Investors Fund - China A-..	600030-..	CITIC Securities Co. Ltd. ..	\$240M
Schroder ISF - China A	601318-CN	Ping An Insurance (Grou..	\$220M
UBS (Lux) Investment SICAV - China A ..	600036-CN	China Merchants Bank C..	\$204M
Schroder ISF - China A	600036-..	China Merchants Bank C..	\$192M
JPMorgan Funds - China A-Share Oppo..	600036-..	China Merchants Bank C..	\$190M
China Universal Value Selection Hybrid ..	600036-..	China Merchants Bank C..	\$182M
JPMorgan Funds - China A-Share Oppo..	601318-CN	Ping An Insurance (Grou..	\$158M
UBS (Lux) Investment SICAV - China A ..	000001-C..	Ping An Bank Co. Ltd. Cl..	\$154M
Allianz Global Investors Fund - China A-..	601318-CN	Ping An Insurance (Grou..	\$153M
Allianz Global Investors Fund - China A-..	600036-..	China Merchants Bank C..	\$138M
Aberdeen Std. SICAV I - China A Share ..	600036-..	China Merchants Bank C..	\$132M
JPMorgan Funds - China A-Share Oppo..	000001-C..	Ping An Bank Co. Ltd. Cl..	\$119M
Allianz Global Investors Fund - China A-..	002142-C..	Bank of Ningbo Co., Ltd. ..	\$112M
JPMorgan Funds - China A-Share Oppo..	002142-C..	Bank of Ningbo Co., Ltd. ..	\$110M
UBS (Lux) Investment SICAV - China A ..	601318-CN	Ping An Insurance (Grou..	\$108M

Largest Changes in Fund Weight, %

Fund Name	New or C..	Change
Metzler Intl. Invts. Plc - China A ..		5.08%
Morgan Stanley China A Share ..		4.87%
Aberdeen Std. SICAV I - China A ..		4.18%
abrdn China A Share Equity Fund		4.18%
UBS (CAY) China A Opportunity ..		3.95%
Robeco Capital Gr. Fds. - Chines..		3.71%
Robeco Capital Gr. Fds. - QI Chin..		3.25%
China AMC Innovation Frontier E..		0.00%
China AMC Industry Select Fund		0.00%
China AMC Income Fund		0.00%
China AMC ChiNext 2 Year Regul..		0.00%
BlackRock Global Funds - China ..		-0.77%
Invesco Funds - China A-Share ..	Close	-1.70%
Eurizon Fund - Equity China A		-8.50%

Ave Wgt Δ	Funds Invested Δ	Fund Flows, \$	Av Wgt vs CNYA Δ	Funds O/W % Δ
0.96%	-1.00%	\$124M	0.19%	2.00%



Aggregate Stock Holdings Changes

Ticker	Stock Name	Funds Invested % Δ	Average Weight Δ	Fund Flows, \$
601628-CN	China Life Insurance Co. Ltd. C..	3.00%	0.06%	\$14M
600926-CN	Bank of Hangzhou Co., Ltd. Cla..	2.00%	0.03%	\$5M
000001-CN	Ping An Bank Co. Ltd. Class A	2.00%	0.11%	\$34M
002142-CN	Bank of Ningbo Co., Ltd. Class A	1.00%	0.09%	\$23M
601319-CN	People's Insurance Co. (Group)..	1.00%	0.01%	\$2M
601997-CN	Bank of Guiyang Co., Ltd. Class..	1.00%	0.00%	\$0M
601788-CN	Everbright Securities Compan..	1.00%	0.00%	\$1M
601318-CN	Ping An Insurance (Group) Co..	-2.00%	0.25%	\$31M
601688-CN	Huatai Securities Co., Ltd. Clas..	-2.00%	0.00%	(\$8M)
601398-CN	Industrial and Commercial Ban..	-2.00%	0.00%	\$2M
600837-CN	Haitong Securities Co., Ltd. Cla..	-2.00%	-0.03%	(\$1M)
601939-CN	China Construction Bank Corp..	-2.00%	-0.03%	(\$16M)
601658-CN	Postal Savings Bank of China ..	-2.00%	-0.01%	(\$10M)
601166-CN	Industrial Bank Co., Ltd. Class A	-3.00%	-0.08%	(\$23M)

Largest Fund Flows, \$

Fund Name	New or Cl..	Flow
Aberdeen Std. SICAV I - China ..		\$146M
iShares IV Plc - MSCI China A U..		\$53M
Robeco Capital Gr. Fds. - Chines..		\$40M
Schroder ISF - China A		\$26M
Goldman Sachs China A-Share ..		\$23M
Morgan Stanley China A Share ..		\$12M
AB SICAV I - China A Shares Eq..		\$4M
JPMorgan Funds - China A-Sha..		(\$5M)
UBS (Lux) Investment SICAV - C..		(\$5M)
UBS (CAY) China A Opportunity ..		(\$6M)
Eastspring Investments - China..		(\$6M)
First Sentier Inv. Glb. Umb. - F..		(\$34M)
Eurizon Fund - Equity China A		(\$45M)
Allianz Global Investors Fund - ..		(\$77M)

Largest Fund Level Changes in Stock Weight, %

Fund Name	Stock Name	New ..	Change
Robeco Capital Gr. Fds. - Chinese ..	China Pacific Insurance (..	New	4.26%
Morgan Stanley China A Share Fu..	Postal Savings Bank of C..		3.20%
Metzler Intl. Invts. Plc - China A Sh..	China Life Insurance Co..	New	2.67%
BlackRock Global Funds - Systema..	Ping An Insurance (Group..		2.60%
Metzler Intl. Invts. Plc - China A Sh..	Bank of Ningbo Co., Ltd. ..		2.37%
Robeco Capital Gr. Fds. - Chinese ..	Bank of Ningbo Co., Ltd. ..	New	2.31%
Metzler Intl. Invts. Plc - China A Sh..	China Merchants Bank C..		2.26%
Metzler Intl. Invts. Plc - China A Sh..	Industrial and Commerci..	Close	-1.89%
Robeco Capital Gr. Fds. - Chinese ..	Bank of Nanjing Co., Ltd. ..	Close	-1.89%
Eurizon Fund - Equity China A	China Construction Bank ..	Close	-1.95%
Eurizon Fund - Equity China A	Ping An Insurance (Group..	Close	-2.23%
Eurizon Fund - Equity China A	China Merchants Bank C..		-2.27%
East Capital - China A-Shares	Industrial Bank Co., Ltd. ..	Close	-2.28%
Robeco Capital Gr. Fds. - Chinese ..	Postal Savings Bank of C..	Close	-2.30%

Industry Holding Changes: [Funds Invested Δ] / [Ave Wgt Δ] / Fund Flows, \$

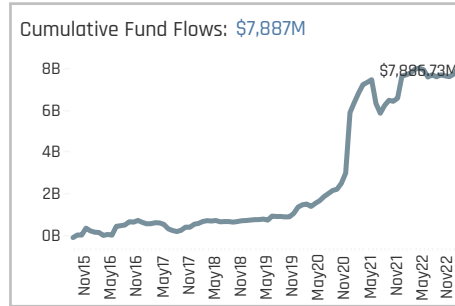
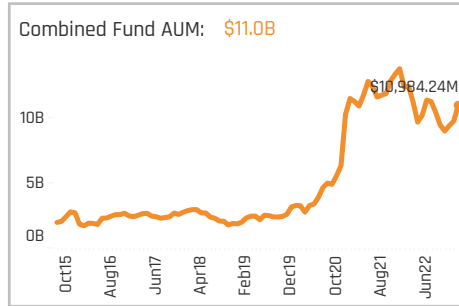
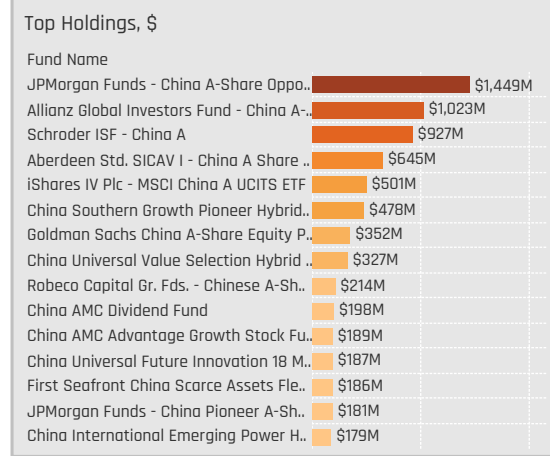
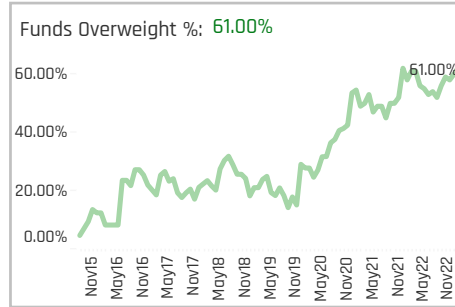
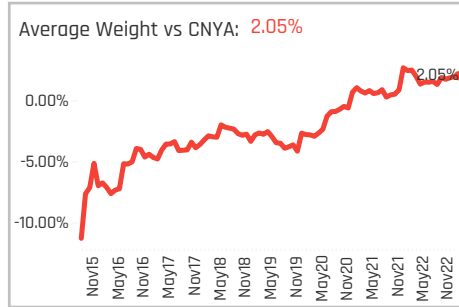
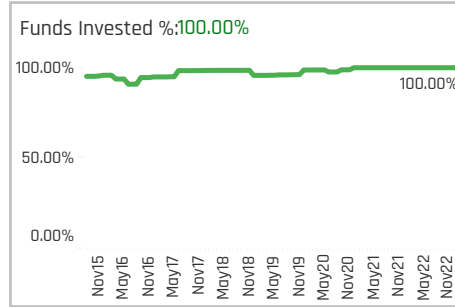
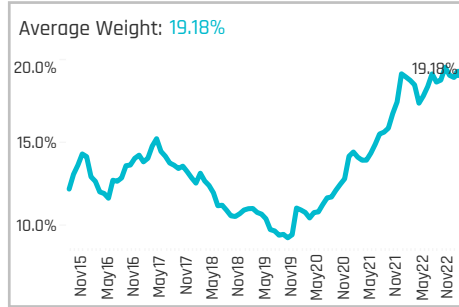
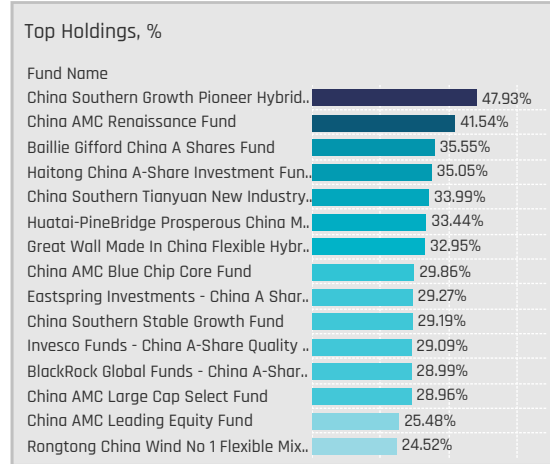
Industry	Weight Change	Flow
Property/Casualty Insurance	1.00%	\$7M
Life/Health Insurance	0.00%	\$0M
Investment Managers	0.00%	\$1M
Finance/Rental/Leasing	0.00%	\$0M
Multi-Line Insurance	-1.00%	\$76M
Investment Banks/Brokers	-1.00%	(\$29M)
Financial Conglomerates	-1.00%	\$2M
Banks	-1.00%	\$67M

Largest Changes in Fund Industry Weight, %

Fund Name	New o..	Industry	Change
Robeco Capital Gr. Fds. - Chinese A-..	New	Multi-Line Insurance	4.26%
Morgan Stanley China A Share Fund		Banks	4.22%
UBS (CAY) China A Opportunity Fund		Banks	3.51%
Metzler Intl. Invts. Plc - China A Sha..		Multi-Line Insurance	3.41%
BlackRock Global Funds - Systemati..		Multi-Line Insurance	2.85%
Nikko Asset China A-Share Mother F..		Multi-Line Insurance	2.68%
Metzler Intl. Invts. Plc - China A Sha..		Banks	2.67%
LionGlobal China A-Share Fund		Investment Banks/Brokers	-1.09%
Eastspring Investments - China A S..	Close	Multi-Line Insurance	-1.42%
Invesco Funds - China A-Share Quali..	Close	Banks	-1.70%
Nikko Asset China A-Share Mother F..		Investment Banks/Brokers	-2.05%
BlackRock Global Funds - Systemati..		Investment Banks/Brokers	-2.11%
Eurizon Fund - Equity China A	Close	Multi-Line Insurance	-2.23%
Eurizon Fund - Equity China A		Banks	-5.67%

Largest Fund Level Stock Inflows/Outflows, \$

Fund Name	Stock Name	New..	Flow
Aberdeen Std. SICAV I - China A Sh..	China Merchants Bank C..		\$40M
Aberdeen Std. SICAV I - China A Sh..	Ping An Insurance (Group..		\$39M
Robeco Capital Gr. Fds. - Chinese A..	China Pacific Insurance (..	New	\$39M
Aberdeen Std. SICAV I - China A Sh..	Bank of Ningbo Co., Ltd. ..		\$25M
Robeco Capital Gr. Fds. - Chinese A..	Bank of Ningbo Co., Ltd. ..	New	\$23M
Aberdeen Std. SICAV I - China A Sh..	China International Capit..		\$20M
Aberdeen Std. SICAV I - China A Sh..	Ping An Bank Co. Ltd. Cla..		\$20M
JPMorgan Funds - China A-Share O..	China Merchants Bank C..		(\$11M)
Eurizon Fund - Equity China A	China Merchants Bank C..		(\$12M)
First Sentier Inv. Glb. Umb. - FSSA ..	Bank of Ningbo Co., Ltd. ..		(\$16M)
Allianz Global Investors Fund - Chin..	CITIC Securities Co. Ltd. C..		(\$16M)
Robeco Capital Gr. Fds. - Chinese A..	Bank of Nanjing Co., Ltd. ..	Close	(\$16M)
Robeco Capital Gr. Fds. - Chinese A..	Postal Savings Bank of C..	Close	(\$19M)
Allianz Global Investors Fund - Chin..	China Pacific Insurance (..		(\$23M)



Aggregate Stock Holdings Data, Ranked by Most Widely Held.

Ticker	Stock Name	Funds Invested %	Average Weight	Vs Benchmark	Fund AUM, \$
300750-CN	Contemporary Amperex Tech..	84.00%	3.68%	0.86%	\$2,023M
300124-CN	Shenzhen Inovance Technolo..	37.00%	0.73%	0.26%	\$486M
300274-CN	Sungrow Power Supply Co., Lt..	33.00%	0.68%	0.21%	\$266M
300014-CN	EVE Energy Co. Ltd. Class A	32.00%	0.65%	0.20%	\$358M
300347-CN	Hangzhou Tigermed Consultin..	27.00%	0.46%	0.35%	\$501M
600406-CN	NARI Technology Co., Ltd. Clas..	24.00%	0.41%	-0.04%	\$317M
301196-CN	Xiamen Vake Mold & Plastic E..	24.00%	0.00%	0.00%	\$0M
002459-CN	JA Salar Technology Co., Ltd. ..	24.00%	0.35%	-0.04%	\$93M
002352-CN	S.F. Holding Co., Ltd. Class A	24.00%	0.55%	-0.17%	\$501M
001268-CN	Guangdong Yangshan United ..	23.00%	0.00%	0.00%	\$0M
301109-CN	Hunan Junxin Environmental ..	19.00%	0.00%	0.00%	\$0M
301181-CN	Jiangyin PIVOT Automotive Pr..	18.00%	0.00%	0.00%	\$0M
300012-CN	Centre Testing International ..	18.00%	0.25%	0.25%	\$236M
300751-CN	Suzhou Maxwell Technologies..	17.00%	0.20%	0.02%	\$255M
600522-CN	Jiangsu Zhongtian Technolog..	16.00%	0.37%	0.24%	\$151M

Top Stock Holdings, %

Fund Name	Ticker	Stock Name	Weight
First Seafont China Scarce Assets Fle..	300750-CN	Contemporary Amper..	9.10%
China AMC Innovation Frontier Equity F..	300750-CN	Contemporary Amper..	9.03%
Okasan (Japan) China A Share Mather ..	300750-CN	Contemporary Amper..	8.84%
Great Wall Made In China Flexible Hybr..	300274-CN	Sungrow Power Suppl..	8.75%
Huatai-PineBridge Prosperous China M..	300750-CN	Contemporary Amper..	8.71%
China Southern Composition Select Fu..	300750-CN	Contemporary Amper..	8.51%
China AMC Renaissance Fund	300750-CN	Contemporary Amper..	8.34%
New China Xindongli Flexible Mixed Fu..	300438-CN	Guangzhou Great Pow..	8.33%
China AMC ChiNext 2 Year Regularly O..	300750-CN	Contemporary Amper..	8.33%
China AMC Renaissance Fund	300662-CN	Beijing Career Interna..	8.05%
China Post Trend Select Flexible Hybrid..	603565-CN	Shanghai Zhonggu Lo..	8.02%
China Southern Composition Select Fu..	300274-CN	Sungrow Power Suppl..	8.01%
Huatai-PineBridge Prosperous China M..	300014-CN	EVE Energy Co. Ltd. Cl..	7.75%
China Southern Tianyuan New Industry..	300750-CN	Contemporary Amper..	7.40%
China AMC Renaissance Fund	002985-CN	Beijing Beimo High-te..	7.36%

Aggregate Industry Holdings: [Ave Wgt] / [vs CNYA] / [Funds Invested]

Industry	Ave Wgt	[vs CNYA]	[Funds Invested]
Electrical Products	7.78%		
Industrial Machinery	2.97%		94.00%
Air Freight/Couriers	1.25%	0.14%	47.00%
Semiconductors	0.92%	0.27%	41.00%
Miscellaneous Commercial S...	0.79%	0.63%	65.00%
Aerospace & Defense	0.79%	0.09%	32.00%
Metal Fabrication	0.76%	0.53%	49.00%
Trucks/Construction/Farm M...	0.70%	-0.89%	52.00%
Engineering & Construction	0.70%	-1.61%	52.00%
Other Transportation	0.50%	0.11%	30.00%
Electronic Equipment/Instru...	0.46%	0.12%	31.00%
Airlines	0.38%	-0.24%	20.00%
Miscellaneous Manufacturing	0.22%	-0.13%	33.00%
Chemicals: Specialty	0.18%	0.09%	15.00%
Environmental Services	0.14%	0.09%	38.00%

Top Industry Holdings, %

Fund Name	Industry	Weight
China Southern Growth Pioneer Hybrid..	Electrical Products	25.41%
Huatai-PineBridge Prosperous China M..	Electrical Products	25.91%
Invesco Funds - China A-Share Quality ..	Electrical Products	19.63%
New China Xindongli Flexible Mixed Fu..	Electrical Products	18.37%
China AMC Blue Chip Core Fund	Aerospace & Defense	17.83%
Haitong China A-Share Investment Fun..	Airlines	17.61%
First Seafont China Scarce Assets Fle..	Electrical Products	16.52%
China AMC Leading Equity Fund	Electrical Products	16.00%
China Southern Select Value Balanced ..	Electrical Products	15.97%
China Southern Innovation Growth Hyb..	Electrical Products	15.46%
BlackRock Global Funds - China A-Shar..	Electrical Products	15.11%
China Southern Stable Growth Fund	Electrical Products	15.04%
China AMC Large Cap Select Fund	Electrical Products	14.89%
China International Emerging Power H..	Electrical Products	14.41%
China AMC ChiNext 2 Year Regularly O..	Electrical Products	14.34%

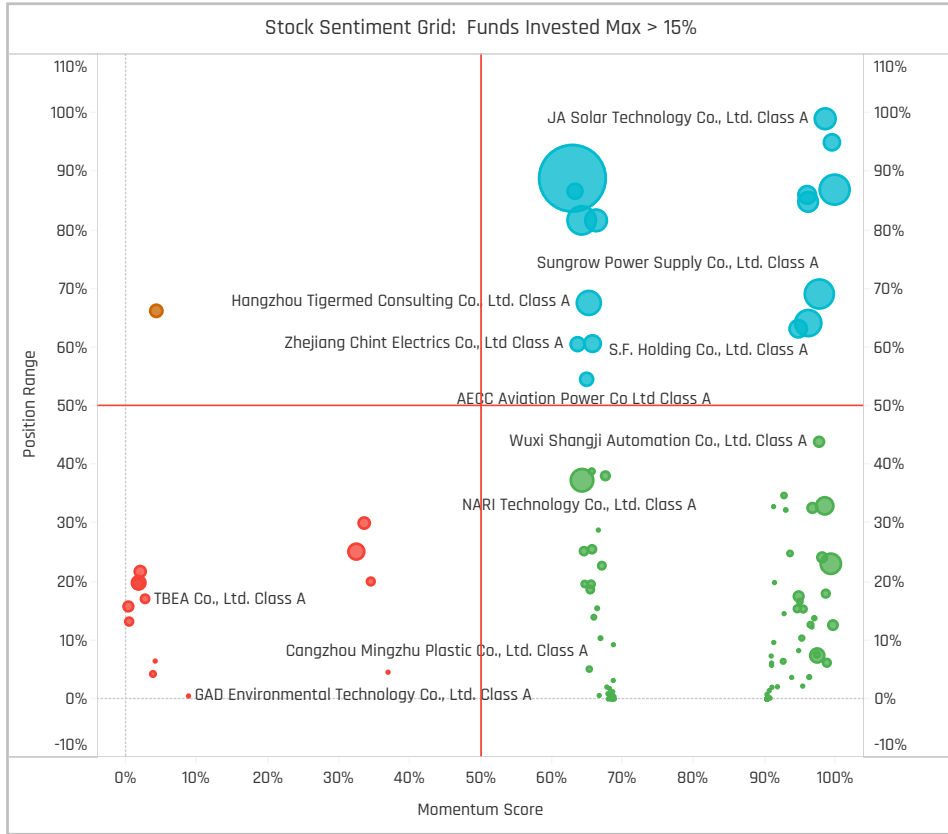
Top Stock Holdings, \$

Fund Name	Ticker	Stock Name	Value
JPMorgan Funds - China A-Share Oppo..	300750-C..	Contemporary Amperex ..	\$242M
Allianz Global Investors Fund - China A..	300750-C..	Contemporary Amperex ..	\$211M
Aberdeen Std. SICAV I - China A Share ..	300050-C..	Contemporary Amperex ..	\$149M
JPMorgan Funds - China A-Share Oppo..	300124-C..	Shenzhen Inovance Tech..	\$134M
Aberdeen Std. SICAV I - China A Share ..	300012-C..	Centre Testing Internati..	\$128M
Allianz Global Investors Fund - China A..	300347-C..	Hangzhou Tigermed Con..	\$121M
Aberdeen Std. SICAV I - China A Share ..	300347-C..	Hangzhou Tigermed Con..	\$120M
Schroder ISF - China A	002352-..	S.F. Holding Co., Ltd. Cla..	\$117M
Schroder ISF - China A	300750-C..	Contemporary Amperex ..	\$117M
Schroder ISF - China A	600885-..	Hongfa Technology Co., ..	\$112M
JPMorgan Funds - China A-Share Oppo..	300751-CN	Suzhou Maxwell Technol..	\$111M
Schroder ISF - China A	600031-C..	Sany Heavy Industry Co...	\$101M
Allianz Global Investors Fund - China A..	603606-..	Ningbo Orient Wires & C..	\$93M
Goldman Sachs China A-Share Equity P..	300750-C..	Contemporary Amperex ..	\$90M
Allianz Global Investors Fund - China A..	600406-..	NARI Technology Co., Ltd..	\$88M

Largest Changes in Fund Weight, %

Fund Name	New or C..	Change
Invesco Funds - China A-Share ..		7.76%
Metzler Intl. Invts. Plc - China A ..		7.10%
Nikko Asset China A-Share Moth..		7.06%
BlackRock Global Funds - Syste..		6.43%
Templeton China A Shares Fund		4.19%
Eurizon Fund - Equity China A		3.29%
Eastspring Investments - China ..		3.11%
Aberdeen Std. SICAV I - China A ..		-2.69%
China AMC Innovation Frontier E..		-2.77%
China AMC Blue Chip Core Fund		-2.78%
China Southern Innovation Sele..		-3.04%
China Southern Select Value Ba..		-3.12%
China Southern Innovation Gro..		-3.21%
HSBC GIF - China A-Shares Equit..		-3.25%

Ave Wgt Δ	Funds Invested Δ	Fund Flows, \$	Av Wgt vs CNYA Δ	Funds O/W % Δ
0.03%	0.00%	\$160M	0.46%	7.00%



Aggregate Stock Holdings Changes

Ticker	Stock Name	Funds Invested % Δ	Average Weight Δ	Fund Flows, \$
300763-CN	Binlong Technologies Co., Ltd. ..	5.00%	0.01%	\$70M
688187-CN	Zhuzhou CRRC Times Electric Co..	4.00%	0.03%	\$61M
002487-CN	Dajin Heavy Industry Corporati..	4.00%	0.06%	\$7M
688516-CN	Wuxi Autowell Technology Co. ..	3.00%	0.04%	\$6M
600875-CN	Dongfang Electric Corporation ..	3.00%	0.05%	\$9M
002459-CN	JA Solar Technology Co., Ltd. C..	3.00%	0.01%	\$10M
300124-CN	Shenzhen Inovance Technolog..	3.00%	0.12%	(\$18M)
002372-CN	Zhejiang Weixing New Building..	-2.00%	-0.01%	(\$3M)
002008-CN	Han's Laser Technology Indust..	-2.00%	-0.01%	(\$6M)
600031-CN	Sany Heavy Industry Co., Ltd. ..	-2.00%	-0.01%	\$5M
601919-CN	COSCO SHIPPING Holdings Co., ..	-3.00%	-0.04%	(\$6M)
601669-CN	Power Construction Corporatio..	-3.00%	-0.07%	\$4M
300171-CN	Tofflon Science and Technolog..	-3.00%	-0.05%	(\$9M)
002202-CN	Xinjiang Goldwind Science & T..	-3.00%	-0.06%	(\$8M)

Largest Fund Flows, \$

Fund Name	New or Cl..	Flow
Robeco Capital Gr. Fds. - Chines..		\$63M
iShares IV Plc - MSCI China A U..		\$60M
Schroder ISF - China A		\$50M
Goldman Sachs China A-Share ..		\$28M
BlackRock Global Funds - Syste..		\$25M
Eurizon Fund - Equity China A		\$15M
Nikko Asset China A-Share Mat..		\$7M
East Capital - China A-Shares		(\$2M)
Morgan Stanley China A Share ..		(\$3M)
Eastspring Investments - China..		(\$8M)
Aberdeen Std. SICAV I - China ..		(\$9M)
Allianz Global Investors Fund - ..		(\$25M)
JPMorgan Funds - China A-Sha..		(\$26M)
First Sentier Invs. Glb. Umb. - F..		(\$38M)

Largest Fund Level Changes in Stock Weight, %

Fund Name	Stock Name	New ..	Change
BlackRock Global Funds - Systema..	Gree Electric Appliances, L..	New	3.53%
Metzler Intl. Invts. Plc - China A Sh..	Sungrow Power Supply C..	New	3.51%
Metzler Intl. Invts. Plc - China A Sh..	Wuxi Autowell Technol..	New	3.41%
Robeco Capital Gr. Fds. - Chinese ..	Jiangsu Zhongtian Techn..	New	2.92%
Invesco Funds - China A-Share Qu..	Dajin Heavy Industry Cor..	New	2.84%
Nikko Asset China A-Share Mother..	COSCO SHIPPING Energy ..	New	2.83%
Invesco Funds - China A-Share Qu..	Hongfa Technology Co., L..	New	2.51%
Robeco Capital Gr. Fds. - Chinese ..	Hoymiles Power Electroni..	Close	-2.82%
Invesco Funds - China A-Share Qu..	Yijiahe Technology Co., Lt..	Close	-2.99%
Invesco Funds - China A-Share Qu..	Power Construction Corp..	Close	-3.02%
BlackRock Global Funds - Systema..	TBEA Co., Ltd. Class A	Close	-3.19%
Metzler Intl. Invts. Plc - China A Sh..	Power Construction Corp..	Close	-3.29%
Baillie Gifford China A Shares Fund	Zhejiang Sanhua Intellig..		-3.33%
Invesco Funds - China A-Share Qu..	SUNWODA Electronic Co., ..	Close	-3.78%

Industry Holding Changes: [Funds Invested Δ] / [Ave Wgt Δ] / Fund Flows, \$

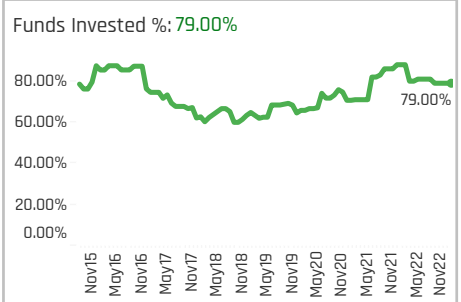
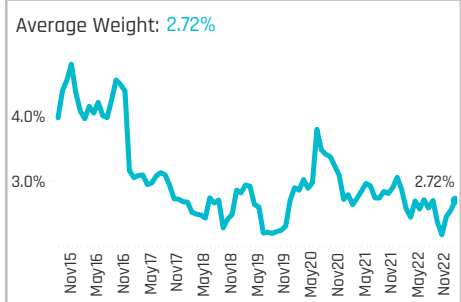
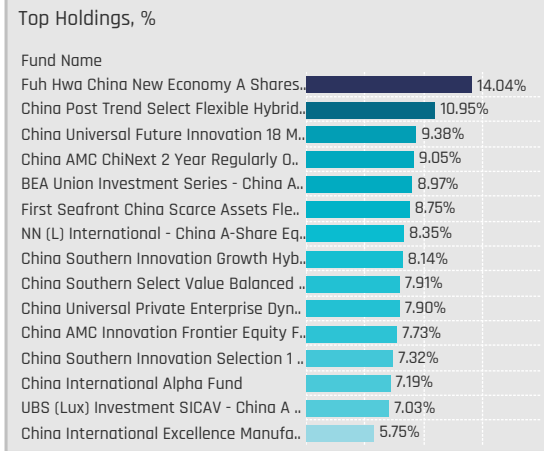
Industry	Funds Invested Δ	Ave Wgt Δ	Fund Flows, \$
Airlines	3.00%	0.07%	\$108M
Electronic Equipment/Instru..	3.00%	0.02%	\$76M
Miscellaneous Commercial S..	2.00%	0.10%	\$6M
Railroads	2.00%	0.02%	\$5M
Semiconductors	2.00%	0.07%	(\$86M)
Trucks/Construction/Farm M..	0.00%	0.07%	\$13M
Trucking	0.00%	0.00%	\$0M
Wholesale Distributors	-1.00%	0.01%	\$1M
Miscellaneous Manufacturing	-1.00%	0.03%	\$73M
Chemicals: Specialty	-1.00%	-0.06%	\$0M
Air Freight/Couriers	-1.00%	0.05%	(\$18M)
Aerospace & Defense	-1.00%	-0.08%	(\$19M)
Metal Fabrication	-2.00%	-0.07%	\$1M
Engineering & Construction	-3.00%	-0.07%	(\$100M)

Largest Changes in Fund Industry Weight, %

Fund Name	New o..	Industry	Change
Invesco Funds - China A-Share Quali..		Electrical Products	6.38%
Eurizon Fund - Equity China A		Electrical Products	6.17%
Metzler Intl. Invts. Plc - China A Sha..	New	Semiconductors	5.81%
BlackRock Global Funds - Systemati..		Industrial Machinery	3.75%
Metzler Intl. Invts. Plc - China A Sha..	New	Industrial Machinery	3.41%
Eastspring Investments - China A S..		Electrical Products	3.41%
BlackRock China A Opportunities Fu..		Electrical Products	3.33%
Baillie Gifford China A Shares Fund		Industrial Machinery	-2.87%
China Southern Select Value Balanc..		Electrical Products	-3.06%
BlackRock Global Funds - China A-S..		Electrical Products	-3.15%
China Southern Innovation Growth ..		Electrical Products	-3.23%
China Southern Innovation Selectio..		Electrical Products	-3.30%
HSBC GIF - China A-Shares Equity	Close	Industrial Machinery	-3.51%
Metzler Intl. Invts. Plc - China A Sha..	Close	Engineering & Construction	-4.13%

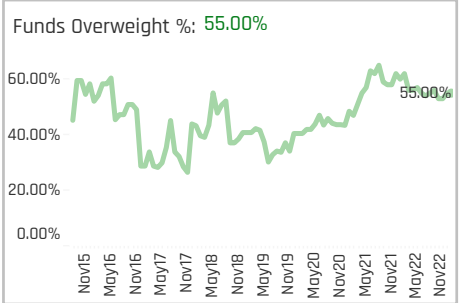
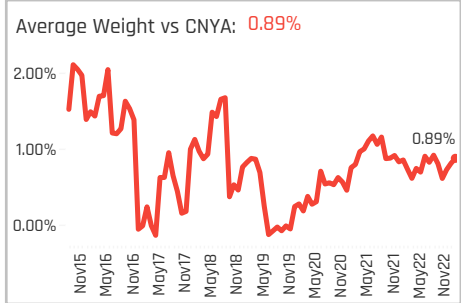
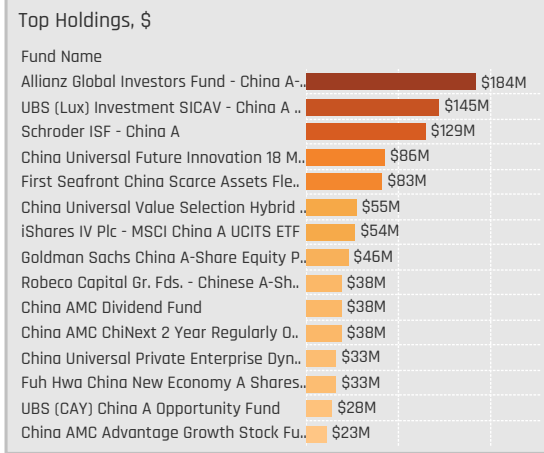
Largest Fund Level Stock Inflows/Outflows, \$

Fund Name	Stock Name	New..	Flow
Schroder ISF - China A	Contemporary Amperex T..		\$82M
JPMorgan Funds - China A-Share O..	Focus Media Information ..	New	\$75M
JPMorgan Funds - China A-Share O..	Spring Airlines Co., Ltd. Cl..	New	\$72M
Allianz Global Investors Fund - Chin..	Binlong Technologies Co.,...	New	\$65M
JPMorgan Funds - China A-Share O..	Zhuzhou CRRC Times Ele..	New	\$58M
JPMorgan Funds - China A-Share O..	Beijing Huafeng Test & C..	New	\$58M
Robeco Capital Gr. Fds. - Chinese A..	Jiangsu Zhongtian Techn..	New	\$42M
JPMorgan Funds - China A-Share O..	Contemporary Amperex T..		(\$25M)
Robeco Capital Gr. Fds. - Chinese A..	Hoymiles Power Electroni..	Close	(\$27M)
JPMorgan Funds - China A-Share O..	Leader Harmonious Drive..	Close	(\$27M)
Schroder ISF - China A	EVE Energy Co. Ltd. Class..	Close	(\$53M)
JPMorgan Funds - China A-Share O..	NARI Technology Co., Ltd..		(\$64M)
JPMorgan Funds - China A-Share O..	China State Construction..	Close	(\$64M)
JPMorgan Funds - China A-Share O..	Sungrow Power Supply C..	Close	(\$78M)



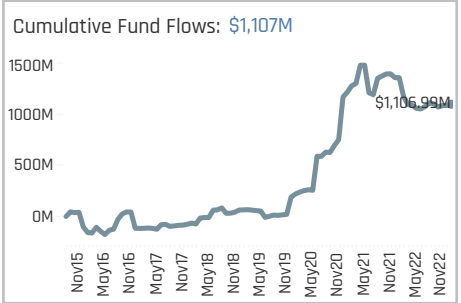
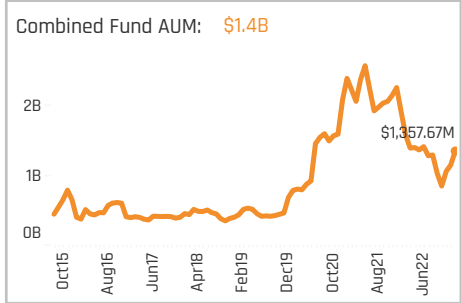
Aggregate Stock Holdings Data, Ranked by Most Widely Held.

Ticker	Stock Name	Funds Invested %	Average Weight	Vs Benchmark	Fund AUM, \$
300059-CN	East Money Information Co., L..	49.00%	1.48%	0.74%	\$712M
600941-CN	China Mobile Limited Class A	23.00%	0.10%	0.10%	\$24M
002555-CN	Wuhu Sanqi Interactive Enter..	15.00%	0.22%	0.11%	\$46M
301025-CN	Dook Media Group Ltd. Class A	14.00%	0.00%	0.00%	\$0M
700-HK	Tencent Holdings Ltd.	11.00%	0.34%	0.34%	\$175M
601728-CN	China Telecom Corp. Ltd. Clas..	11.00%	0.02%	0.02%	\$3M
603444-CN	G-Bits Network Technology (Xi..	8.00%	0.04%	-0.02%	\$10M
300413-CN	Mango Excellent Media Co., Lt..	8.00%	0.08%	-0.06%	\$122M
688036-CN	Shenzhen Transsion Holding ..	6.00%	0.12%	-0.05%	\$38M
301102-CN	Mega-Info Media Co., Ltd. Cla..	5.00%	0.00%	0.00%	\$0M
002624-CN	Perfect World Co., Ltd. Class A	4.00%	0.02%	-0.05%	\$49M
NTESF-US	NetEase, Inc.	3.00%	0.11%	0.11%	\$106M
600050-CN	China United Network Comm..	3.00%	0.07%	-0.34%	\$27M
603230-CN	Inner Mongolia Xinhua Distrib..	2.00%	0.00%	0.00%	\$0M
603096-CN	Thinkingdom Media Group Ltd..	2.00%	0.02%	0.02%	\$10M



Top Stock Holdings, %

Fund Name	Ticker	Stock Name	Weight
First Seafront China Scarce Assets Fle..	300059-CN	East Money Informati..	8.75%
BEA Union Investment Series - China A..	300059-CN	East Money Informati..	8.38%
China Universal Private Enterprise Dyn..	300059-CN	East Money Informati..	7.67%
China Universal Future Innovation 18 M..	700-HK	Tencent Holdings Ltd.	7.17%
NN (L) International - China A-Share Eq..	700-HK	Tencent Holdings Ltd.	7.03%
China AMC Innovation Frontier Equity F..	300059-CN	East Money Informati..	6.57%
China Post Trend Select Flexible Hybrid..	688036-CN	Shenzhen Transsion H..	6.25%
China AMC ChiNext 2 Year Regularly O..	300059-CN	East Money Informati..	6.22%
China International Huixuan Growth St..	300059-CN	East Money Informati..	5.55%
Fuh Hwa China New Economy A Shares..	700-HK	Tencent Holdings Ltd.	5.27%
China International Excellence Manufa..	300059-CN	East Money Informati..	5.24%
Hang Seng China A-Share Focus Fund	300059-CN	East Money Informati..	4.95%
China Post Trend Select Flexible Hybrid..	300059-CN	East Money Informati..	4.70%
Fuh Hwa China New Economy A Shares..	300059-CN	East Money Informati..	4.61%
China Southern Innovation Growth Hyb..	002555-CN	Wuhu Sanqi Interacti..	4.40%



Aggregate Industry Holdings: [Ave Wgt] / [vs CNYA] / [Funds Invested]

Industry	Ave Wgt	[vs CNYA]	[Funds Invested]
Internet Software/Services	2.01%	1.13%	57.00%
Specialty Telecommunicatio..	0.10%	0.10%	24.00%
Packaged Software	0.29%	-0.02%	21.00%
Publishing: Books/Magazines	0.05%	0.05%	19.00%
Major Telecommunications	0.22%	-0.36%	18.00%
Advertising/Marketing Servi..	0.04%	0.04%	9.00%
Movies/Entertainment	0.01%	-0.04%	3.00%
Cable/Satellite TV	0.00%	0.00%	1.00%
Broadcasting	0.00%	0.00%	1.00%

Top Industry Holdings, %

Fund Name	Industry	Weight
Fuh Hwa China New Economy A Shares..	Internet Software/Services	14.04%
China Universal Future Innovation 18 M..	Internet Software/Services	9.20%
China AMC ChiNext 2 Year Regularly O..	Internet Software/Services	9.05%
First Seafront China Scarce Assets Fle..	Internet Software/Services	8.75%
BEA Union Investment Series - China A..	Internet Software/Services	8.38%
NN (L) International - China A-Share Eq..	Internet Software/Services	8.35%
China Universal Private Enterprise Dyn..	Internet Software/Services	7.67%
UBS (Lux) Investment SICAV - China A ..	Internet Software/Services	7.03%
China AMC Innovation Frontier Equity F..	Internet Software/Services	6.57%
China Post Trend Select Flexible Hybrid..	Major Telecommunications	6.25%
China International Huixuan Growth St..	Internet Software/Services	5.55%
Jih Sun China Strategy A Share Fund	Internet Software/Services	5.50%
China International Excellence Manufa..	Internet Software/Services	5.24%
Hang Seng China A-Share Focus Fund	Internet Software/Services	4.95%
China Post Trend Select Flexible Hybrid..	Internet Software/Services	4.70%

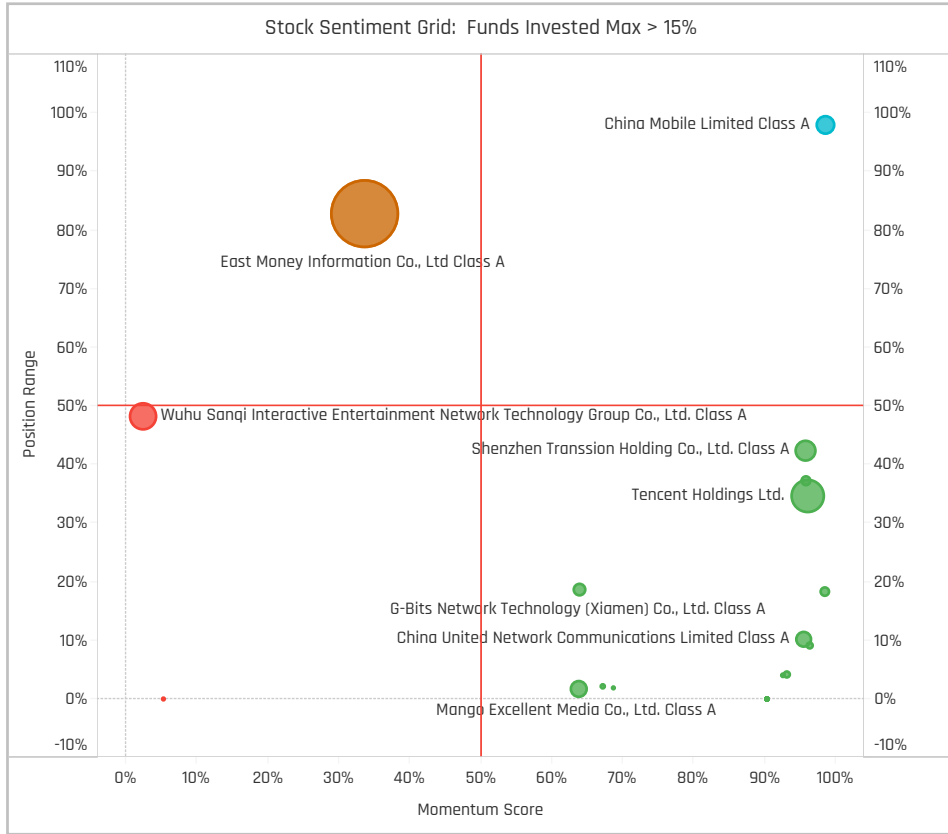
Top Stock Holdings, \$

Fund Name	Ticker	Stock Name	Value
Allianz Global Investors Fund - China A-..	300059-..	East Money Information ..	\$184M
Schroder ISF - China A	300413-C..	Mango Excellent Media ..	\$87M
First Seafront China Scarce Assets Fle..	300059-..	East Money Information ..	\$83M
UBS (Lux) Investment SICAV - China A ..	NTESF-US	NetEase, Inc.	\$80M
China Universal Future Innovation 18 M..	700-HK	Tencent Holdings Ltd.	\$66M
UBS (Lux) Investment SICAV - China A ..	700-HK	Tencent Holdings Ltd.	\$65M
China Universal Value Selection Hybrid ..	300059-..	East Money Information ..	\$54M
Goldman Sachs China A-Share Equity P..	300059-..	East Money Information ..	\$46M
Schroder ISF - China A	002624-..	Perfect World Co., Ltd. Cl..	\$42M
China Universal Private Enterprise Dyn..	300059-..	East Money Information ..	\$32M
China AMC Dividend Fund	300059-..	East Money Information ..	\$30M
China AMC ChiNext 2 Year Regularly O..	300059-..	East Money Information ..	\$26M
iShares IV Plc - MSCI China A UCITS ETF	300059-..	East Money Information ..	\$22M
Robeco Capital Gr. Fds. - Chinese A-Sh..	300059-..	East Money Information ..	\$21M
China International Huixuan Growth St..	300059-..	East Money Information ..	\$19M

Largest Changes in Fund Weight, %

Fund Name	New or C..	Change
HSBC GIF - China A-Shares Equit..		2.93%
Fuh Hwa China New Economy A ..		1.82%
China Post Trend Select Flexible..		1.71%
Robeco Capital Gr. Fds. - Chines..		1.59%
China Universal Future Innovati..		1.56%
NN (L) International - China A-S..		1.47%
Eurizon Fund - Equity China A		1.44%
Morgan Stanley China A Share ..		-1.38%
Metzler Intl. Invts. Plc - China A ..	Close	-1.43%
Invesco Funds - China A-Share ..		-1.50%
Eastspring Investments - China ..		-1.73%
BlackRock Global Funds - China ..	Close	-1.82%
BlackRock China A Opportunities..		-2.02%
UBS (CAY) China A Opportunity ..		-3.25%

Ave Wgt Δ	Funds Invested Δ	Fund Flows, \$	Av Wgt vs CNYA Δ	Funds O/W % Δ
0.12%	-2.00%	\$22M	0.05%	1.00%



Aggregate Stock Holdings Changes

Ticker	Stock Name	Funds Invested % Δ	Average Weight Δ	Fund Flows, \$
002624-CN	Perfect World Co., Ltd. Class A	2.00%	0.01%	\$46M
600941-CN	China Mobile Limited Class A	1.00%	0.03%	\$0M
601098-CN	China South Publishing & Medi..	1.00%	0.01%	\$1M
300251-CN	Beijing Enlight Media Co., Ltd. ..	1.00%	0.00%	\$0M
002739-CN	Wanda Film Holding Co. Ltd. Cl..	1.00%	0.00%	\$0M
002517-CN	Kingnet Network Co., Ltd. Clas..	1.00%	0.00%	\$0M
601728-CN	China Telecom Corp. Ltd. Class..	1.00%	0.02%	\$0M
600373-CN	Chinese Universe Publishing & ..	-1.00%	-0.01%	(\$1M)
BIDU-US	Baidu Inc Sponsored ADR Clas..	-1.00%	-0.01%	(\$5M)
941-HK	China Mobile Limited	-1.00%	-0.01%	(\$4M)
300058-CN	BlueFocus Intelligent Commun..	-1.00%	0.00%	\$0M
NTESF-US	NetEase, Inc.	-1.00%	-0.03%	(\$12M)
300059-CN	East Money Information Co., Lt..	-1.00%	0.03%	\$4M
002555-CN	Wuhu Sanqi Interactive Entert..	-1.00%	-0.01%	(\$6M)

Largest Fund Flows, \$

Fund Name	New or Cl..	Flow
Schroder ISF - China A		\$45M
Robeco Capital Gr. Fds. - Chines..		\$18M
Eurizon Fund - Equity China A		\$6M
iShares IV Plc - MSCI China A U..		\$5M
Goldman Sachs China A-Share ..		\$2M
AB SICAV I - China A Shares Eq..		\$0M
HSBC GIF - China A-Shares Equi..		\$0M
Metzler Intl. Invts. Plc - China A ..	Close	(\$1M)
First Sentier Invts. Glb. Umb. - F..		(\$1M)
Morgan Stanley China A Share ..		(\$5M)
BlackRock Global Funds - Syste..		(\$6M)
Eastspring Investments - China..		(\$7M)
Allianz Global Investors Fund - ..		(\$13M)
UBS (CAY) China A Opportunity ..		(\$20M)

Largest Fund Level Changes in Stock Weight, %

Fund Name	Stock Name	New ..	Change
Eurizon Fund - Equity China A	East Money Information ..	New	3.12%
Robeco Capital Gr. Fds. - Chinese ..	Shenzhen Transsion Hold..	New	1.67%
HSBC GIF - China A-Shares Equity	Shenzhen Transsion Hold..	New	1.65%
China Universal Future Innovation ..	Tencent Holdings Ltd.		1.48%
HSBC GIF - China A-Shares Equity	China Telecom Corp. Ltd. ..	New	1.46%
NN (L) International - China A-Sha..	Tencent Holdings Ltd.		1.45%
China Post Trend Select Flexible H..	Shenzhen Transsion Hold..		1.38%
BlackRock Global Funds - Systema..	Wuhu Sanqi Interactive E..		-1.14%
Morgan Stanley China A Share Fu..	Mango Excellent Media C..		-1.38%
HSBC GIF - China A-Shares Equity	East Money Information ..	Close	-1.44%
BlackRock Global Funds - China A..	Shenzhen Transsion Hold..	Close	-1.82%
UBS (CAY) China A Opportunity Fu..	NetEase, Inc.		-2.19%
BlackRock China A Opportunities F..	Wuhu Sanqi Interactive E..	Close	-2.34%
Invesco Funds - China A-Share Qu..	East Money Information ..	Close	-2.70%

Industry Holding Changes: [Funds Invested Δ] / [Ave Wgt Δ] / Fund Flows, \$

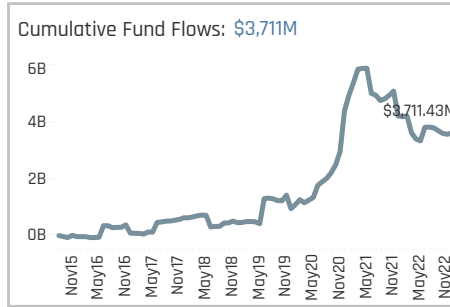
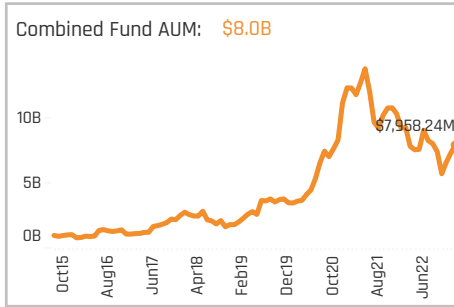
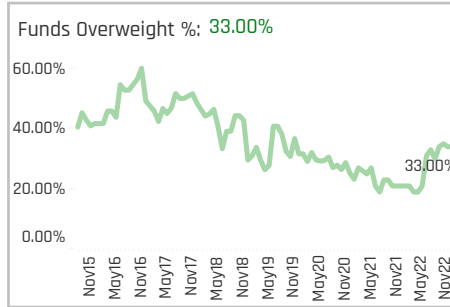
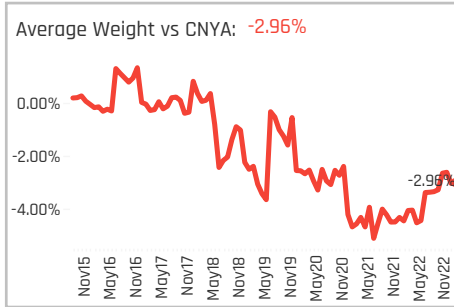
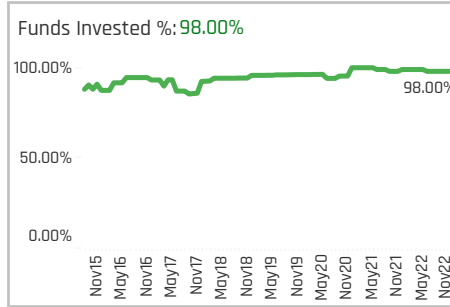
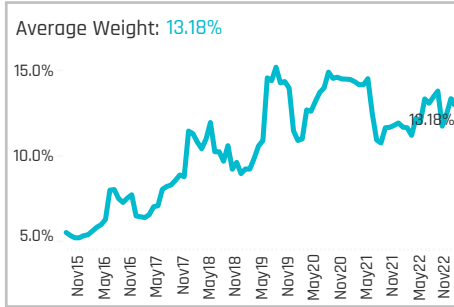
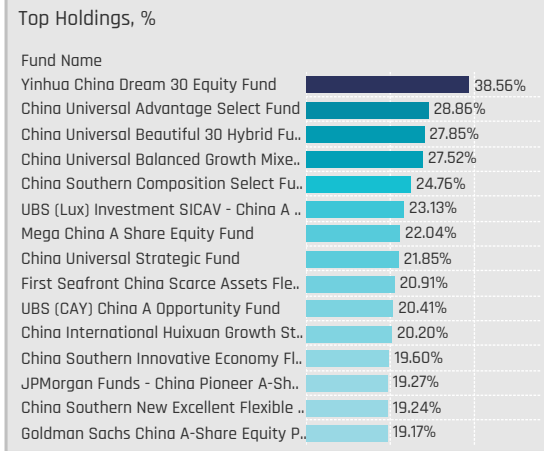
Industry	Funds Invested Δ	Ave Wgt Δ	Fund Flows, \$
Movies/Entertainment	1.00%	0.00%	\$1M
Major Telecommunications	1.00%		\$20M
Specialty Telecommunicatio..	0.00%	0.02%	(\$4M)
Publishing: Books/Magazines	0.00%	0.00%	(\$1M)
Packaged Software	0.00%	-0.01%	\$36M
Cable/Satellite TV	0.00%	0.00%	\$0M
Broadcasting	0.00%	0.00%	\$0M
Internet Software/Services	-1.00%	0.04%	(\$29M)
Advertising/Marketing Servi..	-1.00%	0.00%	\$0M

Largest Changes in Fund Industry Weight, %

Fund Name	New o..	Industry	Change
HSBC GIF - China A-Shares Equity	New	Major Telecommunications	3.11%
Fuh Hwa China New Economy A Sha..		Internet Software/Services	1.82%
Robeco Capital Gr. Fds. - Chinese A-..	New	Major Telecommunications	1.67%
China Universal Future Innovation 1..		Internet Software/Services	1.52%
NN (L) International - China A-Share..		Internet Software/Services	1.47%
Eurizon Fund - Equity China A		Internet Software/Services	1.44%
China Post Trend Select Flexible Hy..		Major Telecommunications	1.38%
Morgan Stanley China A Share Fund		Internet Software/Services	-1.38%
HSBC GIF - China A-Shares Equity	Close	Internet Software/Services	-1.44%
BlackRock Global Funds - Systemati..		Packaged Software	-1.45%
Invesco Funds - China A-Share Quali..		Internet Software/Services	-1.50%
BlackRock Global Funds - China A-S..	Close	Major Telecommunications	-1.82%
BlackRock China A Opportunities Fu..		Packaged Software	-2.62%
UBS (CAY) China A Opportunity Fund		Internet Software/Services	-3.25%

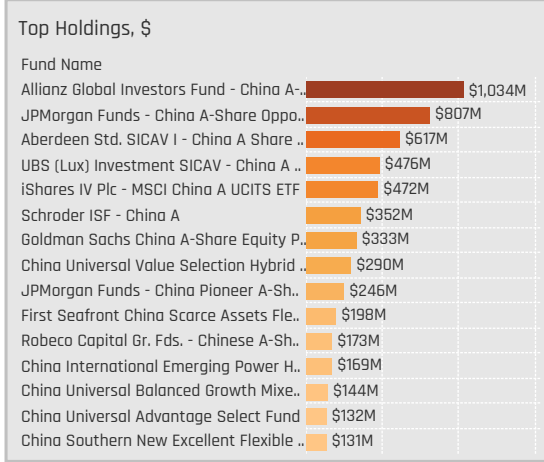
Largest Fund Level Stock Inflows/Outflows, \$

Fund Name	Stock Name	New..	Flow
Schroder ISF - China A	Perfect World Co., Ltd. Cl..	New	\$45M
Robeco Capital Gr. Fds. - Chinese A..	Shenzhen Transsion Hold..	New	\$15M
Eurizon Fund - Equity China A	East Money Information ..	New	\$14M
UBS (Lux) Investment SICAV - Chin..	NetEase, Inc.		\$3M
Robeco Capital Gr. Fds. - Chinese A..	East Money Information ..		\$3M
Goldman Sachs China A-Share Equi..	East Money Information ..		\$2M
iShares IV Plc - MSCI China A UCITS..	East Money Information ..		\$2M
Eastspring Investments - China A S..	China Mobile Limited	Close	(\$4M)
Morgan Stanley China A Share Fund	Mango Excellent Media C..		(\$5M)
Eurizon Fund - Equity China A	Baidu Inc Sponsored ADR..	Close	(\$5M)
BlackRock Global Funds - Systemat..	Wuhu Sanqi Interactive E..		(\$7M)
UBS (CAY) China A Opportunity Fun..	Tencent Holdings Ltd.		(\$9M)
UBS (CAY) China A Opportunity Fun..	NetEase, Inc.		(\$11M)
Allianz Global Investors Fund - Chin..	East Money Information ..		(\$13M)



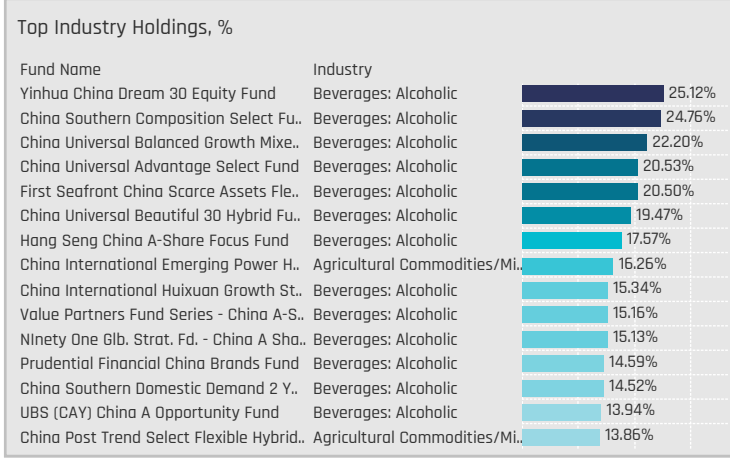
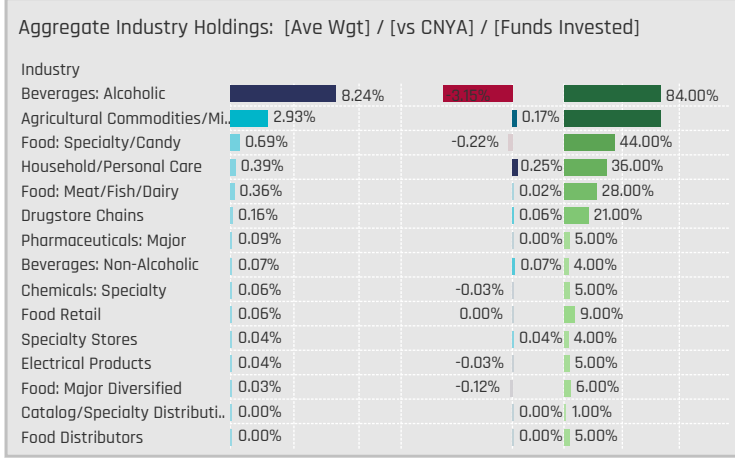
Aggregate Stock Holdings Data, Ranked by Most Widely Held.

Ticker	Stock Name	Funds Invested %	Average Weight	Vs Benchmark	Fund AUM, \$
600519-CN	Kweichow Moutai Co., Ltd. Cla..	78.00%	4.18%	-1.60%	\$2,498M
000858-CN	Wuliangye Yibin Co., Ltd. Clas..	48.00%	1.15%	-0.87%	\$650M
600887-CN	Inner Mongolia Yili Industrial ..	40.00%	1.00%	0.48%	\$605M
600438-CN	Tongwei Co. Ltd. Class A	37.00%	0.84%	0.37%	\$411M
000568-CN	Luzhou Laojiao Company Limi..	36.00%	1.00%	0.13%	\$352M
600809-CN	Shanxi Xinghuacun Fen Wine ..	28.00%	0.62%	-0.27%	\$454M
002714-CN	Muyuan Foods Co., Ltd. Class A	26.00%	0.46%	-0.21%	\$279M
603605-CN	Proya Cosmetics Co., Ltd. Clas..	19.00%	0.27%	0.22%	\$290M
002557-CN	Chacha Food Co Ltd. Class A	17.00%	0.18%	0.18%	\$202M
600298-CN	Angela Yeast Co., Ltd. Class A	15.00%	0.20%	0.11%	\$250M
300498-CN	Wen's Foodstuff Group Co., Lt..	15.00%	0.17%	-0.16%	\$59M
301116-CN	Jiangsu Yike Food Group Co. ..	13.00%	0.00%	0.00%	\$0M
002311-CN	Guangdong Haid Group Co., Li..	13.00%	0.20%	-0.06%	\$124M
002304-CN	Jiangsu Yanghe Brewery Join..	13.00%	0.16%	-0.50%	\$42M
000596-CN	Anhui Gujing Distillery Co., Ltd..	13.00%	0.21%	-0.07%	\$74M



Top Stock Holdings, %

Fund Name	Ticker	Stock Name	Weight (%)
China Southern Composition Select Fu..	600519-CN	Kweichow Moutai Co., ..	9.61%
First Seafont China Scarce Assets Fle..	600519-CN	Kweichow Moutai Co., ..	9.53%
Hang Seng China A-Share Focus Fund	600519-CN	Kweichow Moutai Co., ..	9.48%
UBS (CAY) China A Opportunity Fund	600519-CN	Kweichow Moutai Co., ..	9.09%
UBS (Lux) Investment SICAV - China A ..	600519-CN	Kweichow Moutai Co., ..	9.07%
U ACCESS - Best Selection China A	600519-CN	Kweichow Moutai Co., ..	8.92%
China International Huixuan Growth St..	600519-CN	Kweichow Moutai Co., ..	8.89%
China Universal Beautiful 30 Hybrid Fu..	000568-CN	Luzhou Laojiao Comp..	8.22%
LionGlobal China A-Share Fund	600519-CN	Kweichow Moutai Co., ..	8.09%
China Southern Stable Growth Fund	600519-CN	Kweichow Moutai Co., ..	8.00%
Aberdeen Std. SICAV I - China A Share ..	600519-CN	Kweichow Moutai Co., ..	7.99%
First Seafont China Scarce Assets Fle..	600809-CN	Shanxi Xinghuacun Fe..	7.91%
China Universal Advantage Select Fund	000568-CN	Luzhou Laojiao Comp..	7.89%
Yinhua China Dream 30 Equity Fund	000568-CN	Luzhou Laojiao Comp..	7.84%
First Sentier Invs. Glb. Umb. - FSSA Chi..	2319-HK	China Mengniu Dairy ..	7.80%



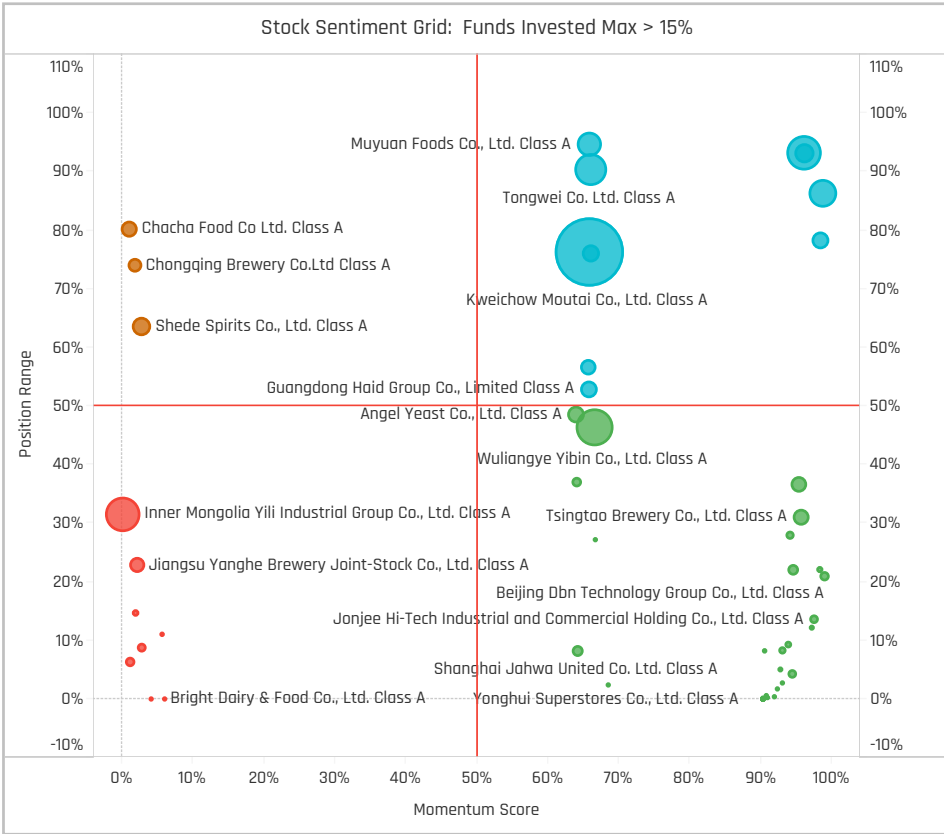
Top Stock Holdings, \$

Fund Name	Ticker	Stock Name	Value (\$)
Aberdeen Std. SICAV I - China A Share ..	600519-CN	Kweichow Moutai Co., Lt..	\$291M
Allianz Global Investors Fund - China A-..	600519-CN	Kweichow Moutai Co., Lt..	\$277M
UBS (Lux) Investment SICAV - China A ..	600519-CN	Kweichow Moutai Co., Lt..	\$187M
JPMorgan Funds - China A-Share Oppo..	600519-CN	Kweichow Moutai Co., Lt..	\$186M
iShares IV Plc - MSCI China A UCITS ETF	600519-CN	Kweichow Moutai Co., Lt..	\$169M
Schroder ISF - China A	600519-CN	Kweichow Moutai Co., Lt..	\$148M
China Universal Value Selection Hybrid ..	600519-CN	Kweichow Moutai Co., Lt..	\$133M
Goldman Sachs China A-Share Equity P..	600519-CN	Kweichow Moutai Co., Lt..	\$129M
Allianz Global Investors Fund - China A-..	603345-..	Fujian Anjoy Foods Co. L..	\$126M
Allianz Global Investors Fund - China A-..	600809-..	Shanxi Xinghuacun Fen ..	\$122M
Allianz Global Investors Fund - China A ..	603605-..	Proya Cosmetics Co., Ltd..	\$120M
China Universal Value Selection Hybrid ..	000858-..	Wuliangye Yibin Co., Ltd..	\$113M
JPMorgan Funds - China A-Share Oppo..	603288-..	Foshan Haitian Flavouri..	\$111M
Allianz Global Investors Fund - China A-..	002714-CN	Muyuan Foods Co., Ltd. ..	\$101M
JPMorgan Funds - China A-Share Oppo..	600887-..	Inner Mongolia Yili Indus..	\$99M

Largest Changes in Fund Weight, %

Fund Name	New or C..	Change
Eurizon Fund - Equity China A		4.06%
Invesco Funds - China A-Share ..		2.58%
Templeton China A Shares Fund		2.48%
Metzler Intl. Invts. Plc - China A ..		2.01%
China Merchants Fengying Posit..		1.98%
AB SICAV I - China A Shares Equ..		1.88%
First Seafont China Scarce Ass..		1.60%
HSBC GIF - China A-Shares Equit..		-1.76%
UBS (Lux) Investment SICAV - C..		-1.81%
China Post Trend Select Flexible..		-2.09%
Robeco Capital Gr. Fds. - QI Chin..		-2.64%
Morgan Stanley China A Share ..		-3.00%
JPMorgan Funds - China A-Shar..		-3.42%
BlackRock Global Funds - Syste..		-3.62%

Ave Wgt Δ	Funds Invested Δ	Fund Flows, \$	Av Wgt vs CNYA Δ	Funds O/W % Δ
0.03%	0.00%	(\$12M)	0.37%	0.00%



Aggregate Stock Holdings Changes

Ticker	Stock Name	Funds Invested % Δ	Average Weight Δ	Fund Flows, \$
000729-CN	Beijing Yanjing Brewery Co., Lt..	3.00%	0.01%	\$3M
600559-CN	Hebei Hengshui Laobaigan Liq..	2.00%	0.01%	\$1M
002395-CN	Beijing Dbn Technology Group ..	2.00%	0.02%	\$2M
603345-CN	Fujian Anjoy Foods Co. Ltd. Cla..	2.00%	0.02%	(\$40M)
300498-CN	Wen's Foodstuff Group Co., Lt..	2.00%	-0.01%	\$4M
000858-CN	Wuliangye Yibin Co., Ltd. Class..	2.00%	0.18%	(\$145M)
603605-CN	Proya Cosmetics Co., Ltd. Clas..	1.00%	0.00%	(\$18M)
002304-CN	Jiangsu Yanghe Brewery Joint..	-1.00%	-0.01%	(\$6M)
000799-CN	Jiugui Liquor Co., Ltd. Class A	-1.00%	0.00%	(\$1M)
600702-CN	Shede Spirits Co., Ltd. Class A	-2.00%	-0.01%	(\$20M)
002507-CN	Chongqing Fuling Zhacai Grou..	-2.00%	-0.01%	(\$42M)
300957-CN	Yunnan Botanee Bio-Technolo..	-2.00%	-0.03%	(\$2M)
002557-CN	Chacha Food Co Ltd. Class A	-3.00%	-0.02%	\$21M
600887-CN	Inner Mongolia Yili Industrial G..	-4.00%	-0.16%	(\$26M)

Largest Fund Flows, \$

Fund Name	New or Cl..	Flow
Aberdeen Std. SICAV I - China ..		\$94M
Robeco Capital Gr. Fds. - Chines..		\$45M
Schroder ISF - China A		\$44M
iShares IV Plc - MSCI China A U..		\$43M
Goldman Sachs China A-Share ..		\$25M
Eurizon Fund - Equity China A		\$14M
AB SICAV I - China A Shares Equ..		\$4M
UBS (CAY) China A Opportunity ..		(\$6M)
UBS (Lux) Investment SICAV - C..		(\$7M)
Morgan Stanley China A Share ..		(\$10M)
First Sentier Invts. Glb. Umb. - F..		(\$15M)
BlackRock Global Funds - Syste..		(\$29M)
Allianz Global Investors Fund - ..		(\$117M)
JPMorgan Funds - China A-Sha..		(\$186M)

Largest Fund Level Changes in Stock Weight, %

Fund Name	Stock Name	New ..	Change
AB SICAV I - China A Shares Equity..	Wuliangye Yibin Co., Ltd. ..	New	3.16%
JPMorgan Funds - China A-Share ..	Kweichow Moutai Co., Lt..	New	3.04%
Invesco Funds - China A-Share Qu..	Foshan Haitian Flavourin..	New	2.61%
Robeco Capital Gr. Fds. - Chinese ..	Tsingtao Brewery Co., Ltd..	New	2.37%
Robeco Capital Gr. Fds. - Chinese ..	Laobaixing Pharmacy Ch..	New	2.34%
Eurizon Fund - Equity China A	DaShenLin Pharmaceutic..	New	2.21%
Robeco Capital Gr. Fds. - Chinese ..	Beijing Shunxin Agricultu..	New	2.10%
Morgan Stanley China A Share Fu..	Toly Bread Co., Ltd. Class..		-2.00%
Robeco Capital Gr. Fds. - Chinese ..	Inner Mongolia Yili Indust..		-2.12%
Invesco Funds - China A-Share Qu..	Tongwei Co. Ltd. Class A	Close	-2.25%
Robeco Capital Gr. Fds. - Chinese ..	Shede Spirits Co., Ltd. Cl..	Close	-2.33%
Eastspring Investments - China A ..	Tsingtao Brewery Co., Ltd..	Close	-2.37%
JPMorgan Funds - China A-Share ..	Wuliangye Yibin Co., Ltd. ..	Close	-2.55%
BlackRock Global Funds - Systema..	Kweichow Moutai Co., Lt..		-2.86%

Industry Holding Changes: [Funds Invested Δ] / [Ave Wgt Δ] / / Fund Flows, \$

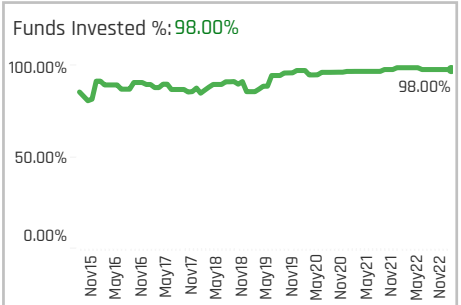
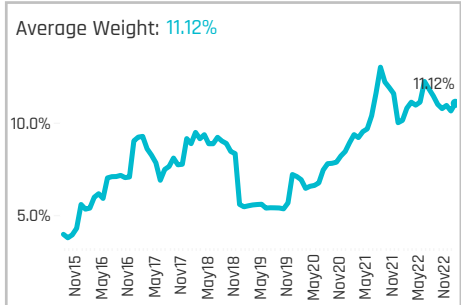
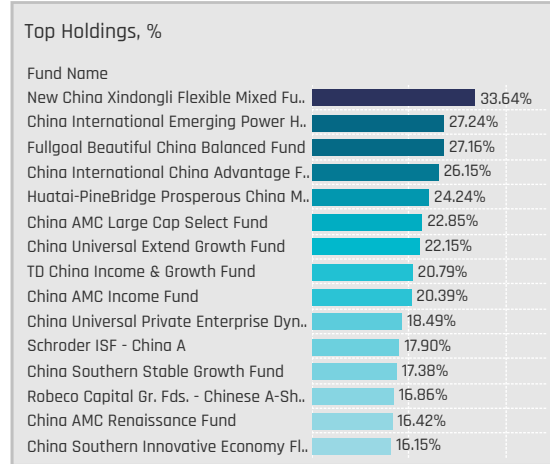
Industry	Change	Flow
Household/Personal Care	1.00%	(\$22M)
Food: Specialty/Candy	1.00%	\$2M
Agricultural Commodities/Mi..	1.00%	(\$85M)
Pharmaceuticals: Major	1.00%	\$5M
Food Distributors	1.00%	\$0M
Electrical Products	1.00%	\$0M
Chemicals: Specialty	1.00%	\$1M
Specialty Stores	0.00%	\$0M
Food: Meat/Fish/Dairy	0.00%	(\$71M)
Food: Major Diversified	0.00%	\$0M
Catalog/Specialty Distributi..	0.00%	\$0M
Beverages: Non-Alcoholic	0.00%	\$0M
Beverages: Alcoholic	0.00%	\$63M
Pulp & Paper	-1.00%	\$0M

Largest Changes in Fund Industry Weight, %

Fund Name	New o..	Industry	Change
AB SICAV I - China A Shares Equity ..		Beverages: Alcoholic	4.28%
Eurizon Fund - Equity China A		Beverages: Alcoholic	2.81%
Invesco Funds - China A-Share Quali..	New	Food: Specialty/Candy	2.61%
Eastspring Investments - China A S..	New	Agricultural Commodities/Mi..	2.49%
Robeco Capital Gr. Fds. - Chinese A..	New	Drugstore Chains	2.34%
Eurizon Fund - Equity China A	New	Pharmaceuticals: Major	2.21%
Invesco Funds - China A-Share Quali..	New	Household/Personal Care	2.01%
Invesco Funds - China A-Share Quali..		Beverages: Alcoholic	-1.76%
AB SICAV I - China A Shares Equity ..		Food: Specialty/Candy	-1.86%
Morgan Stanley China A Share Fund		Food Retail	-2.00%
China Post Trend Select Flexible Hy..		Agricultural Commodities/Mi..	-2.00%
Eastspring Investments - China A S..		Beverages: Alcoholic	-2.54%
JPMorgan Funds - China A-Share O..		Agricultural Commodities/Mi..	-2.57%
BlackRock Global Funds - Systemati..		Beverages: Alcoholic	-3.17%

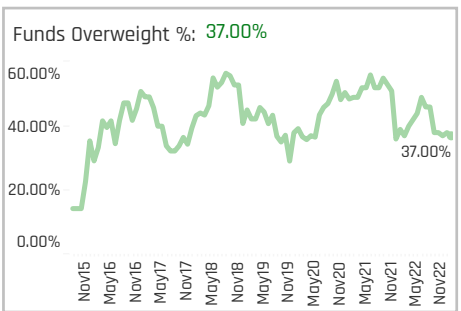
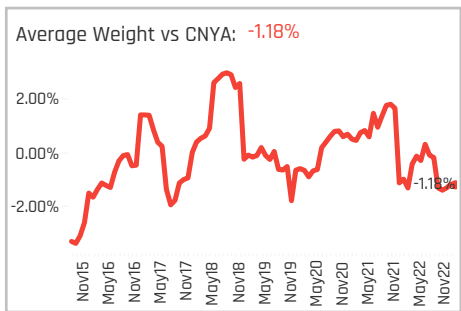
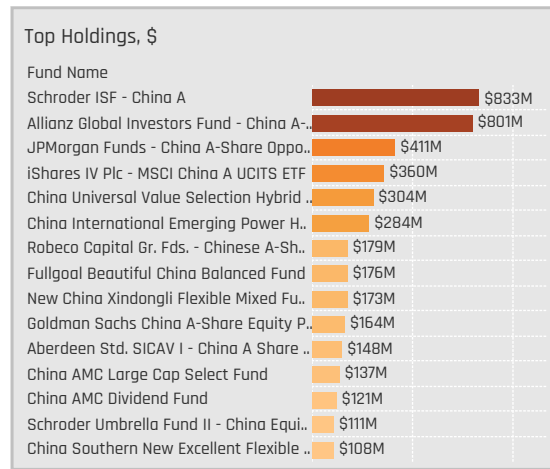
Largest Fund Level Stock Inflows/Outflows, \$

Fund Name	Stock Name	New..	Flow
JPMorgan Funds - China A-Share O..	Kweichow Moutai Co., Lt..	New	\$157M
Aberdeen Std. SICAV I - China A Sh..	Kweichow Moutai Co., Lt..		\$59M
Allianz Global Investors Fund - Chin..	Chongqing Brewery Co.Lt..		\$55M
Aberdeen Std. SICAV I - China A Sh..	Inner Mongolia Yili Indust..		\$31M
JPMorgan Funds - China A-Share O..	Foshan Haitian Flavourin..		\$28M
Schroder ISF - China A	Kweichow Moutai Co., Lt..		\$27M
Robeco Capital Gr. Fds. - Chinese A..	Tsingtao Brewery Co., Ltd..	New	\$25M
Allianz Global Investors Fund - Chin..	Shanghai Milkground Foo..		(\$24M)
JPMorgan Funds - China A-Share O..	Chongqing Brewery Co.Lt..		(\$27M)
Allianz Global Investors Fund - Chin..	Fujian Anjoy Foods Co. Lt..		(\$36M)
JPMorgan Funds - China A-Share O..	Chongqing Fuling Zhacai ..	Close	(\$42M)
Allianz Global Investors Fund - Chin..	Shanxi Xinghuacun Fen ..		(\$67M)
JPMorgan Funds - China A-Share O..	Tongwei Co. Ltd. Class A		(\$88M)
JPMorgan Funds - China A-Share O..	Wuliangye Yibin Co., Ltd. ..	Close	(\$137M)



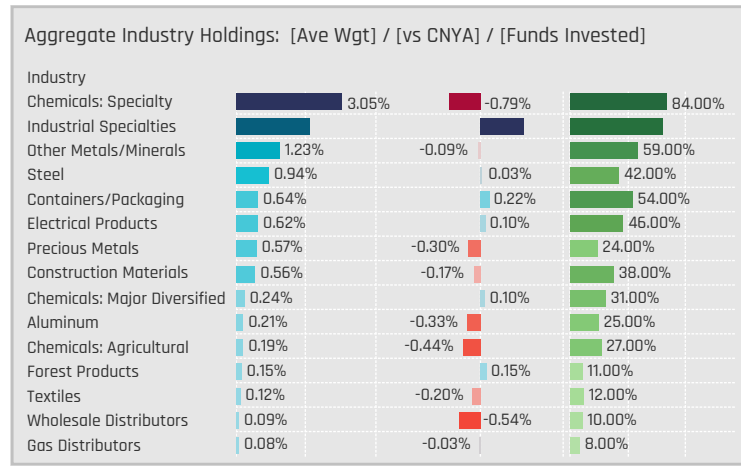
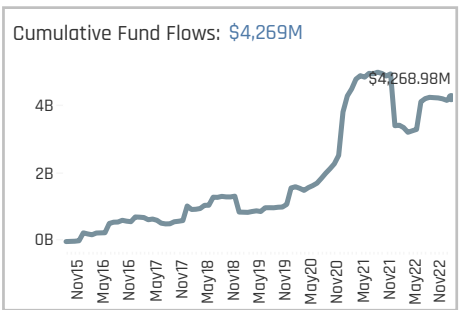
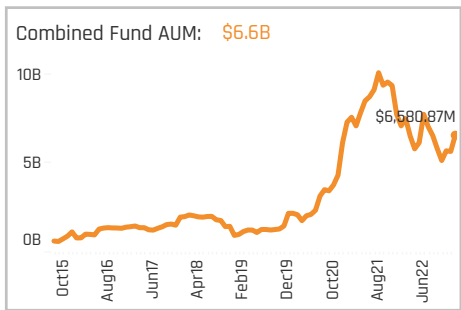
Aggregate Stock Holdings Data, Ranked by Most Widely Held.

Ticker	Stock Name	Funds Invested %	Average Weight	Vs Benchmark	Fund AUM, \$
600309-CN	Wanhua Chemical Group Co. L..	41.00%	0.90%	0.14%	\$844M
002812-CN	Yunnan Energy New Material ..	37.00%	0.50%	0.16%	\$368M
002460-CN	Ganfeng Lithium Co., Ltd. Clas..	33.00%	0.41%	0.09%	\$199M
002271-CN	Beijing Oriental Yuhong Wate..	33.00%	0.63%	0.63%	\$438M
603659-CN	Shanghai Putailai New Ener..	28.00%	0.28%	0.09%	\$165M
603799-CN	Zhejiang Huayou Cobalt Co. L..	23.00%	0.47%	0.21%	\$309M
002709-CN	GUANGZHOU TINCI MATERIALS..	21.00%	0.36%	0.12%	\$137M
300896-CN	IMEIK Technology Developme..	20.00%	0.35%	0.04%	\$235M
601899-CN	Zijin Mining Group Co., Ltd. Cl..	19.00%	0.35%	-0.25%	\$322M
600585-CN	Anhui Conch Cement Compan..	18.00%	0.25%	-0.04%	\$198M
002466-CN	Tianqi Lithium Corp. Class A	17.00%	0.39%	0.04%	\$166M
301026-CN	Hootech, Inc. Class A	16.00%	0.00%	0.00%	\$0M
301212-CN	Zhejiang Realsun Chemical Co..	14.00%	0.00%	0.00%	\$0M
301069-CN	Shandong Kaisheng New Mat..	14.00%	0.00%	0.00%	\$0M
301219-CN	Ganzhou Teng Yuan Cobalt N..	13.00%	0.00%	0.00%	\$0M



Top Stock Holdings, %

Fund Name	Ticker	Stock Name	Percentage
China AMC Renaissance Fund	603799-CN	Zhejiang Huayou Cob..	8.41%
Fullgoal Beautiful China Balanced Fund	002643-CN	Valiant Co., Ltd. Class A	8.24%
China Merchants Fengying Positive All..	600176-CN	China Jushi Co., Ltd. C..	7.73%
China AMC Large Cap Select Fund	600309-CN	Wanhua Chemical Gro..	7.36%
China Post Trend Select Flexible Hybrid..	603995-CN	Zhejiang Yongjin Meta..	7.22%
Huatai-PineBridge Prosperous China M..	300073-CN	Beijing Easpring Mate..	6.83%
New China Xindongli Flexible Mixed Fu..	002709-CN	GUANGZHOU TINCI MA..	6.76%
China International Emerging Power H..	300390-CN	Suzhou TA&A Ultra Cl..	6.59%
UBS (CAY) China A Opportunity Fund	600309-CN	Wanhua Chemical Gro..	6.37%
Hua Nan China A Share Equity Fund	600019-CN	Baoshan Iron & Steel ..	6.36%
China International China Advantage F..	300390-CN	Suzhou TA&A Ultra Cl..	6.30%
Mega China A Share Equity Fund	600426-CN	Shandong Hualu-Hen..	6.23%
China AMC Leading Equity Fund	688106-CN	Suzhou Jinhong Gas C..	6.22%
Yinhua China Dream 30 Equity Fund	300896-CN	IMEIK Technology Dev..	5.86%
FTIF SICAV - Templeton China A-Shares..	002709-CN	GUANGZHOU TINCI MA..	5.77%



Top Industry Holdings, %

Fund Name	Industry	Percentage
AB SICAV I - China A Shares Equity Por..	Chemicals: Specialty	4.82%
AB SICAV I - China A Shares Equity Por..	Aluminum	1.83%
Aberdeen Std. OEIC I - ASI China A Sha..	Containers/Packaging	1.63%
AB SICAV I - China A Shares Equity Por..	Precious Metals	2.75%
Aberdeen Std. OEIC I - ASI China A Sha..	Construction Materials	1.04%
AB SICAV I - China A Shares Equity Por..	Chemicals: Agricultural	0.94%
AB SICAV I - China A Shares Equity Por..	Other Metals/Minerals	1.59%
Aberdeen Std. OEIC I - ASI China A Sha..	Industrial Specialties	1.84%
Aberdeen Std. SICAV I - China A Share ..	Construction Materials	1.28%
Aberdeen Std. SICAV I - China A Share ..	Containers/Packaging	1.29%
Aberdeen Std. SICAV I - China A Share ..	Industrial Specialties	1.50%
abrdn China A Share Equity Fund	Construction Materials	1.39%
abrdn China A Share Equity Fund	Containers/Packaging	2.22%
abrdn China A Share Equity Fund	Industrial Specialties	1.64%
Allianz Global Investors China Strategi..	Chemicals: Specialty	2.25%

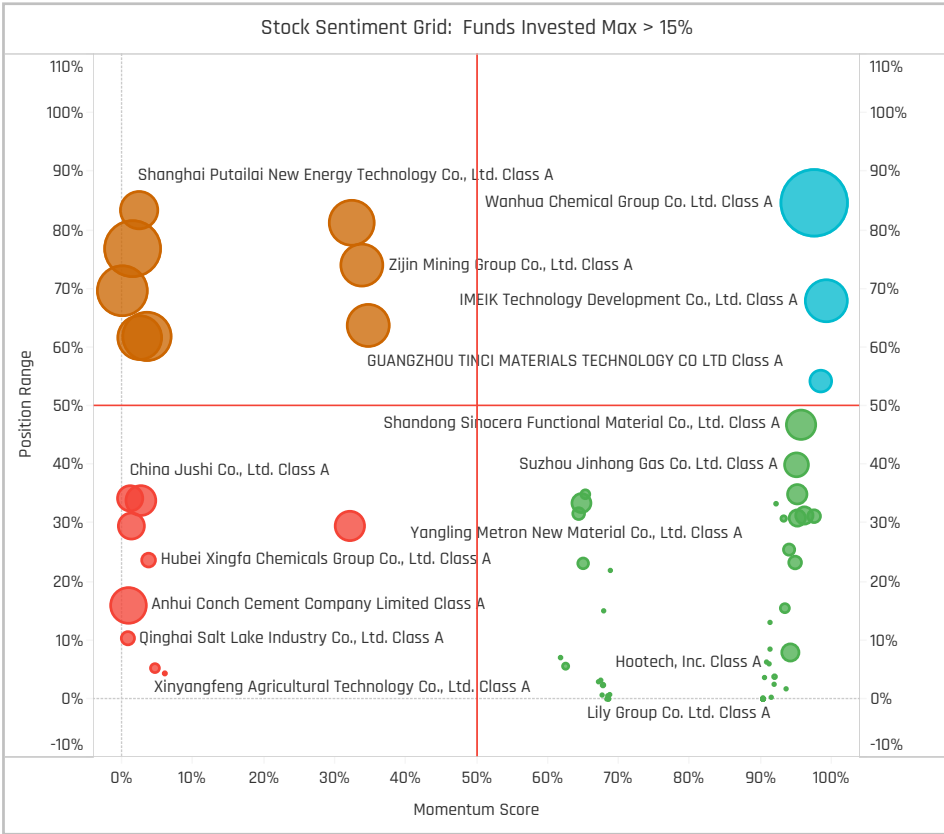
Top Stock Holdings, \$

Fund Name	Ticker	Stock Name	Amount
Allianz Global Investors Fund - China A-..	600309-..	Wanhua Chemical Group..	\$126M
Schroder ISF - China A	601899-CN	Zijin Mining Group Co., Lt..	\$121M
JPMorgan Funds - China A-Share Oppo..	600309-..	Wanhua Chemical Group..	\$120M
Schroder ISF - China A	600309-..	Wanhua Chemical Group..	\$112M
Allianz Global Investors Fund - China A-..	002812-C..	Yunnan Energy New Mat..	\$112M
Schroder ISF - China A	002648-..	Zhejiang Satellite Petroc..	\$110M
China Universal Value Selection Hybrid ..	002271-CN	Beijing Oriental Yuhong ..	\$106M
Allianz Global Investors Fund - China A-..	601899-C..	Zijin Mining Group Co., Lt..	\$99M
JPMorgan Funds - China A-Share Oppo..	002271-CN	Beijing Oriental Yuhong ..	\$89M
Allianz Global Investors Fund - China A-..	002460-..	Ganfeng Lithium Co., Ltd..	\$84M
Schroder ISF - China A	300285-..	Shandong Sinocera Fun..	\$84M
Allianz Global Investors Fund - China A-..	600585-..	Anhui Conch Cement Co..	\$74M
Schroder ISF - China A	603799-C..	Zhejiang Huayou Cobalt ..	\$74M
Schroder ISF - China A	000708-..	Citic Pacific Special Stee..	\$72M
Allianz Global Investors Fund - China A-..	300896-..	IMEIK Technology Develo..	\$71M

Largest Changes in Fund Weight, %

Fund Name	New or C..	Change
Templeton China A Shares Fund		2.76%
Eastspring Investments China F..		2.11%
BlackRock Global Funds - China ..		1.77%
China International Alpha Fund		1.38%
China Universal Beautiful 30 Hy..		1.36%
East Capital - China A-Shares		1.34%
Mega China A Share Equity Fund		1.25%
HSBC GIF - China A-Shares Equit..		-3.89%
Metzler Intl. Invts. Plc - China A ..		-4.53%
BlackRock Global Funds - Syste..		-5.01%
Nikko Asset China A-Share Math..		-5.20%
Eurizon Fund - Equity China A		-6.82%
Robeco Capital Gr. Fds. - Chines..		-7.34%
Invesco Funds - China A-Share ..		-9.89%

Ave Wgt Δ	Funds Invested Δ	Fund Flows, \$	Av Wgt vs CNYA Δ	Funds O/W % Δ
-0.78%	0.00%	\$30M	-1.11%	-9.00%



Aggregate Stock Holdings Changes

Ticker	Stock Name	Funds Invested % Δ	Average Weight Δ	Fund Flows, \$
300896-CN	IMEIK Technology Developmen..	2.00%	0.05%	\$6M
600486-CN	Jiangsu Yangnong Chemical Co..	2.00%	0.01%	\$5M
603010-CN	Zhejiang Wansheng Co Ltd Cla..	2.00%	0.00%	\$0M
301071-CN	Henan Liliang Diamond Co., Lt..	2.00%	0.01%	\$50M
002258-CN	Lier Chemical Co., Ltd. Class A	2.00%	0.02%	\$16M
002250-CN	Lianhe Chemical Technology Co..	2.00%	0.00%	\$0M
600219-CN	Shandong Nanshan Aluminu..	1.00%	0.01%	\$0M
603993-CN	China Molybdenum Co., Ltd. Cl..	-3.00%	-0.02%	(\$10M)
601899-CN	Zijin Mining Group Co., Ltd. Cla..	-3.00%	0.07%	(\$7M)
600585-CN	Anhui Conch Cement Compan..	-3.00%	-0.04%	\$4M
600019-CN	Baoshan Iron & Steel Co., Ltd..	-3.00%	0.00%	(\$20M)
002601-CN	Lomon Billions Group Co Ltd. C..	-3.00%	-0.02%	(\$3M)
601677-CN	Henan Mingtai Aluminum Indu..	-3.00%	-0.06%	(\$17M)
002812-CN	Yunnan Energy New Material ..	-5.00%	-0.24%	(\$62M)

Largest Fund Flows, \$

Fund Name	New or Cl..	Flow
iShares IV Plc - MSCI China A U..		\$65M
Aberdeen Std. SICAV I - China ..		\$38M
JPMorgan Funds - China A-Sha..		\$38M
Schroder ISF - China A		\$34M
Goldman Sachs China A-Share ..		\$6M
UBS (Lux) Investment SICAV - C..		\$5M
BlackRock Global Funds - China..		\$3M
Nikko Asset China A-Share Mat..		(\$6M)
Eastspring Investments - China..		(\$7M)
Robeco Capital Gr. Fds. - Chines..		(\$8M)
UBS (CAY) China A Opportunity ..		(\$9M)
BlackRock Global Funds - Syste..		(\$26M)
Eurizon Fund - Equity China A		(\$33M)
Allianz Global Investors Fund - ..		(\$55M)

Largest Fund Level Changes in Stock Weight, %

Fund Name	Stock Name	New ..	Change
Robeco Capital Gr. Fds. - Chinese ..	Yintai Gold Co., Ltd. Class..	New	3.07%
Invesco Funds - China A-Share Qu..	IMEIK Technology Develo..	New	2.89%
Metzler Intl. Invts. Plc - China A Sh..	Xinxiang Richful Lube Ad..	New	2.88%
Invesco Funds - China A-Share Qu..	Wanhua Chemical Group ..	New	2.64%
HSBC GIF - China A-Shares Equity	Yunnan Aluminium Co. Lt..	New	2.44%
Robeco Capital Gr. Fds. - Chinese ..	Asia-Potash Internationa..	New	2.34%
Invesco Funds - China A-Share Qu..	Sunresin New Materials ..	New	2.28%
Invesco Funds - China A-Share Qu..	GCL Technology Holdings..	Close	-2.88%
HSBC GIF - China A-Shares Equity	Valiant Co., Ltd. Class A	Close	-3.07%
Invesco Funds - China A-Share Qu..	Asia-Potash Internationa..	Close	-3.31%
Robeco Capital Gr. Fds. - Chinese ..	Henan Mingtai Aluminum..	Close	-3.35%
Invesco Funds - China A-Share Qu..	Shenzhen Senior Technol..	Close	-3.42%
Metzler Intl. Invts. Plc - China A Sh..	Sobute New Materials Co..	Close	-3.48%
Invesco Funds - China A-Share Qu..	Qinghai Salt Lake Industr..	Close	-4.97%

Industry Holding Changes: [Funds Invested Δ] / [Ave Wgt Δ] / Fund Flows, \$

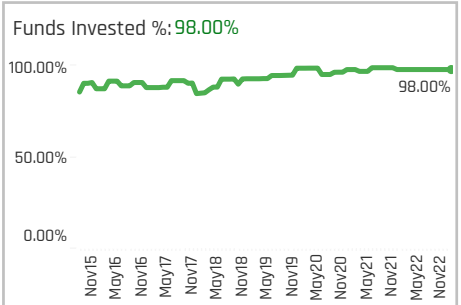
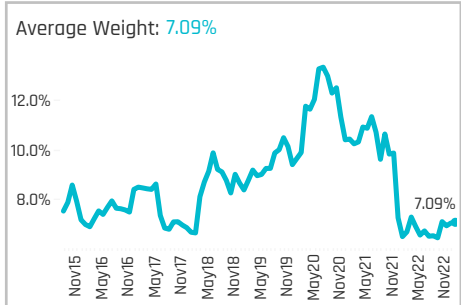
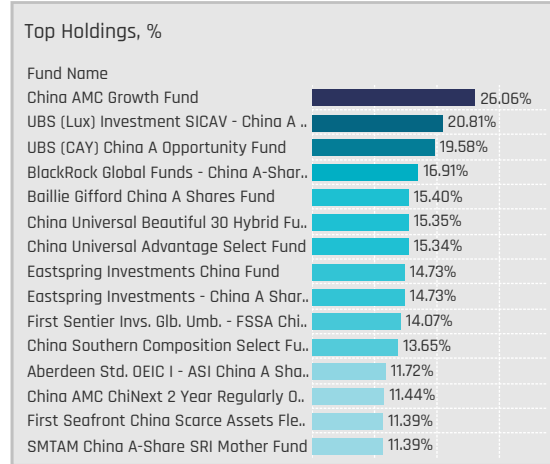
Industry	Change	Flow
Other Metals/Minerals	3.00%	\$95M
Chemicals: Agricultural	1.00%	\$34M
Pulp & Paper	0.00%	\$18M
Publishing: Books/Magazines	0.00%	
Pharmaceuticals: Other	0.00%	
Motor Vehicles	0.00%	
Miscellaneous Manufacturing	0.00%	
Aluminum	-1.00%	(\$16M)
Gas Distributors	-2.00%	\$8M
Steel	-2.00%	(\$31M)
Containers/Packaging	-3.00%	(\$66M)
Precious Metals	-3.00%	\$14M
Wholesale Distributors	-4.00%	(\$7M)
Construction Materials	-6.00%	(\$10M)

Largest Changes in Fund Industry Weight, %

Fund Name	New o..	Industry	Change
Metzler Intl. Invts. Plc - China A Sha..	New	Chemicals: Major Diversified	2.88%
HSBC GIF - China A-Shares Equity		Aluminum	2.49%
Robeco Capital Gr. Fds. - Chinese A-..	New	Other Metals/Minerals	2.34%
BlackRock Global Funds - China A-S..		Internet Software/Services	2.11%
Robeco Capital Gr. Fds. - Chinese A-..		Precious Metals	2.09%
Invesco Funds - China A-Share Quali..		Industrial Specialties	2.04%
Robeco Capital Gr. Fds. - Chinese A-..		Industrial Specialties	1.98%
BlackRock Global Funds - Systemati..		Chemicals: Specialty	-3.28%
Robeco Capital Gr. Fds. - Chinese A-..	Close	Aluminum	-3.35%
Invesco Funds - China A-Share Quali..	Close	Electrical Products	-3.42%
Invesco Funds - China A-Share Quali..	Close	Other Metals/Minerals	-3.48%
Metzler Intl. Invts. Plc - China A Sha..	Close	Construction Materials	-3.48%
Invesco Funds - China A-Share Quali..	Close	Chemicals: Agricultural	-4.97%
Robeco Capital Gr. Fds. - Chinese A-..		Chemicals: Specialty	-5.95%

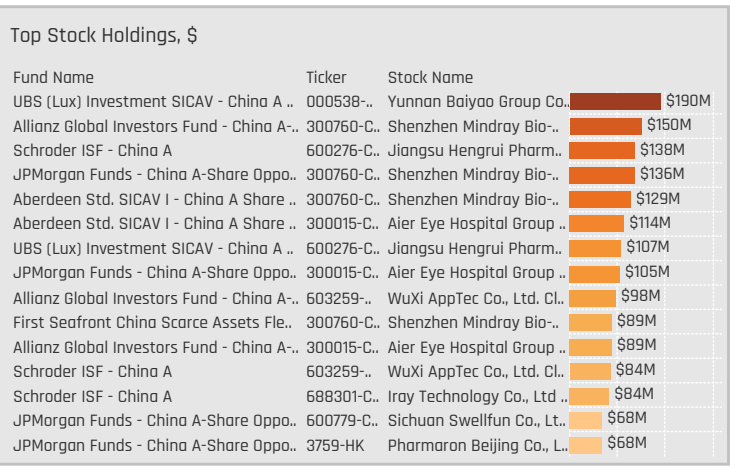
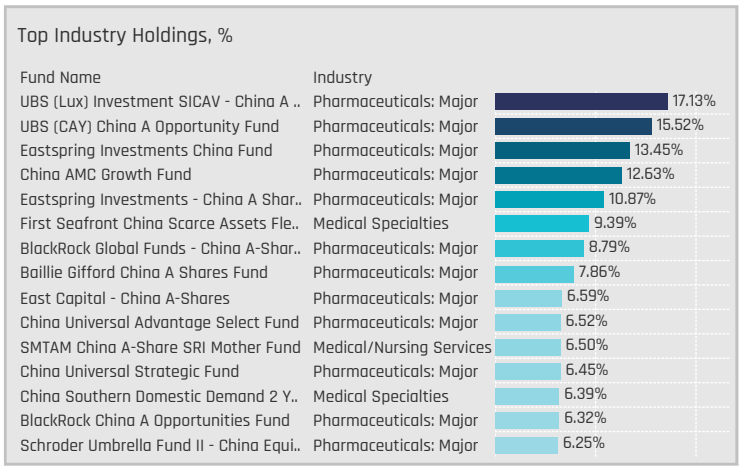
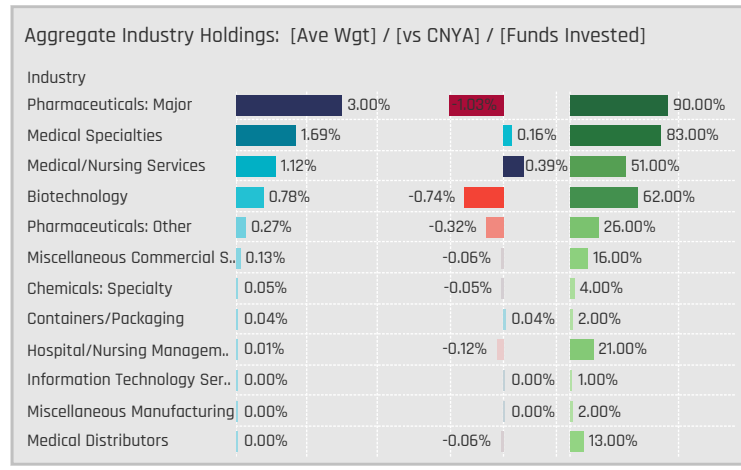
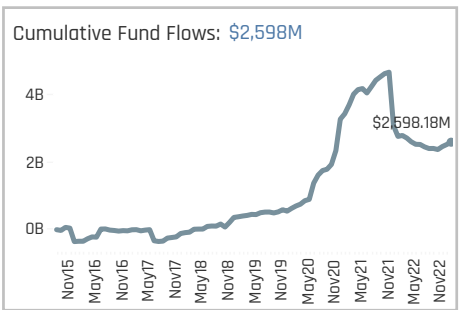
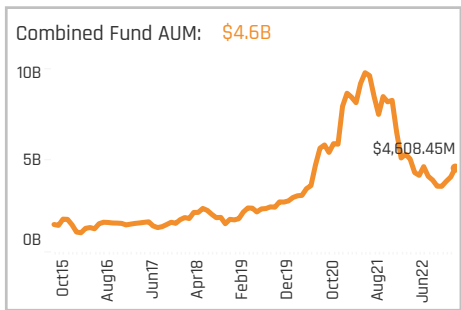
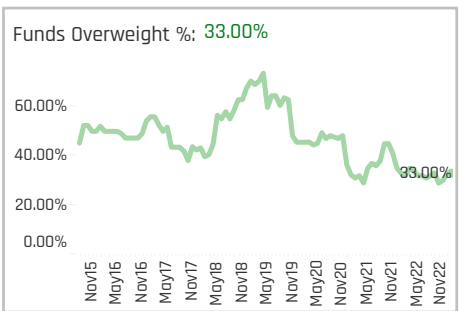
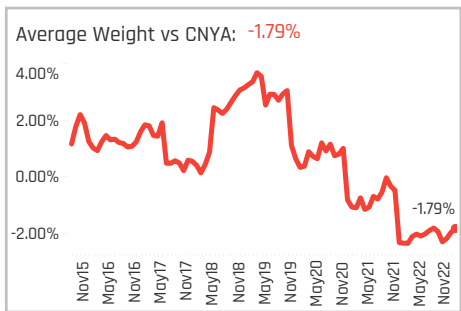
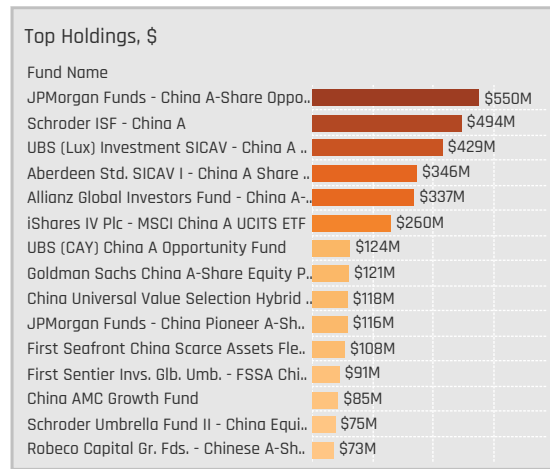
Largest Fund Level Stock Inflows/Outflows, \$

Fund Name	Stock Name	New..	Flow
JPMorgan Funds - China A-Share O..	Beijing Oriental Yuhong ..	New	\$75M
Allianz Global Investors Fund - Chin..	Henan Liliang Diamond C..	New	\$57M
JPMorgan Funds - China A-Share O..	Shandong Sinocera Func..	New	\$37M
Schroder ISF - China A	Hubei Dinglong Co., Ltd. ..		\$36M
Robeco Capital Gr. Fds. - Chinese A..	Yintai Gold Co., Ltd. Class..	New	\$31M
Aberdeen Std. SICAV I - China A Sh..	Anhui Conch Cement Co..		\$27M
Robeco Capital Gr. Fds. - Chinese A..	Asia-Potash Internationa..	New	\$24M
Robeco Capital Gr. Fds. - Chinese A..	Henan Mingtai Aluminum..	Close	(\$15M)
Robeco Capital Gr. Fds. - Chinese A..	Hubei Xingfa Chemicals G..		(\$16M)
JPMorgan Funds - China A-Share O..	Shanghai Putailai New E..		(\$18M)
Robeco Capital Gr. Fds. - Chinese A..	Shandong Hualu-Hengsh..	Close	(\$18M)
Schroder ISF - China A	China Jushi Co., Ltd. Clas..		(\$21M)
Allianz Global Investors Fund - Chin..	Shenzhen Dynanonic Co.,...		(\$33M)
JPMorgan Funds - China A-Share O..	Yunnan Energy New Mat..		(\$49M)



Aggregate Stock Holdings Data, Ranked by Most Widely Held.

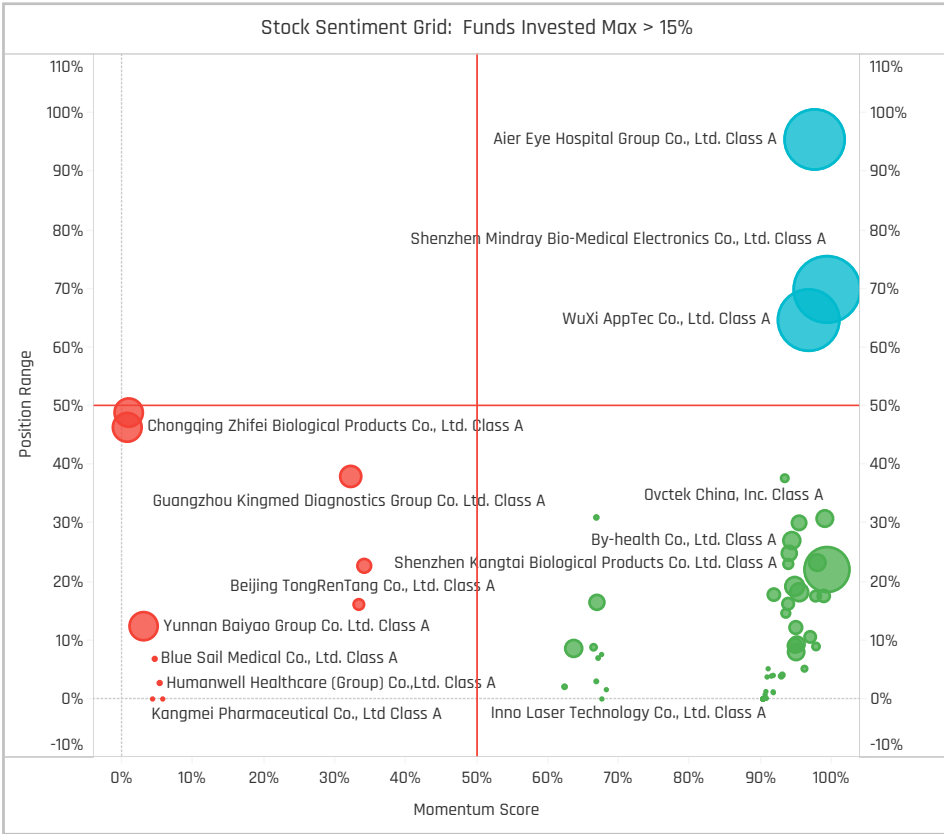
Ticker	Stock Name	Funds Invested %	Average Weight	Vs Benchmark	Fund AUM, \$
603259-CN	WuXi AppTec Co., Ltd. Class A	47.00%	0.98%	0.39%	\$572M
300760-CN	Shenzhen Mindray Bio-Medic..	44.00%	1.15%	0.15%	\$813M
300015-CN	Aier Eye Hospital Group Co., L..	44.00%	0.94%	0.37%	\$618M
600276-CN	Jiangsu Hengrui Pharmaceuti..	28.00%	0.53%	-0.15%	\$468M
300122-CN	Chongqing Zhifei Biological Pr..	18.00%	0.21%	-0.18%	\$64M
002821-CN	Asymchem Laboratories (Tian..	16.00%	0.20%	0.07%	\$82M
301207-CN	Hualan Biological Bacterin Inc..	15.00%	0.00%	0.00%	\$0M
301103-CN	Liaoning He Eye Hospital Grou..	15.00%	0.00%	0.00%	\$0M
301263-CN	Guangdong Taikang Pharm..	13.00%	0.00%	0.00%	\$0M
301239-CN	Chengdu Bright Eye Hospital ..	13.00%	0.00%	0.00%	\$1M
301201-CN	ChengDa PharmaCeuticals Co..	13.00%	0.00%	0.00%	\$0M
301033-CN	Medprin Regenerative Medica..	13.00%	0.00%	0.00%	\$0M
000661-CN	Changchun High & New Techn..	13.00%	0.09%	-0.12%	\$70M
301235-CN	Wuhan Huakang Century Med..	12.00%	0.00%	0.00%	\$0M
301096-CN	Hangzhou Bio-Sincerity Phar..	12.00%	0.00%	0.00%	\$0M



Largest Changes in Fund Weight, %

Fund Name	New or C..	Change
Robeco Capital Gr. Fds. - Chines..		5.08%
Eastspring Investments - China ..		3.99%
East Capital - China A-Shares		3.58%
Invesco Funds - China A-Share ..		3.26%
Robeco Capital Gr. Fds. - QI Chin..		2.55%
Templeton China A Shares Fund		2.33%
First Sentier Invs. Glb. Umb. - FS..		2.22%
BlackRock China A Opportunities..		-0.57%
Allspring (Lux) Worldwide Fund ..		-0.88%
Nikko Asset China A-Share Math..		-1.01%
Eurizon Fund - Equity China A		-1.52%
China Merchants Fengying Posit..		-1.53%
BlackRock Global Funds - Syste..		-2.01%
Metzler Intl. Invs. Plc - China A ..		-5.89%

Ave Wgt Δ	Funds Invested Δ	Fund Flows, \$	Av Wgt vs CNYA Δ	Funds O/W % Δ
0.57%	0.00%	\$139M	0.07%	2.00%



Aggregate Stock Holdings Changes

Ticker	Stock Name	Funds Invested % Δ	Average Weight Δ	Fund Flows, \$
603127-CN	Joinn Laboratories (China) Co...	2.00%	-0.01%	\$0M
600566-CN	HUBEI JUMPCAN PHARMACEUT..	2.00%	0.03%	\$3M
600521-CN	Zhejiang Huahai Pharmaceutic..	2.00%	0.01%	\$1M
300595-CN	Ovctek China, Inc. Class A	2.00%	0.03%	\$34M
300142-CN	Walvax Biotechnology Co., Ltd...	2.00%	0.02%	\$24M
688185-CN	CanSino Biologics Inc. Class A	2.00%	0.00%	(\$1M)
002294-CN	Shenzhen Salubris Pharmaceu..	2.00%	0.01%	\$1M
600196-CN	Shanghai Fosun Pharmaceutic..	-1.00%	0.00%	\$0M
603882-CN	Guangzhou Kingmed Diagnosti..	-1.00%	0.00%	(\$5M)
000538-CN	Yunnan Baiyao Group Co. Ltd. ..	-1.00%	-0.02%	(\$13M)
000739-CN	Apeloa Pharmaceutical Co. Ltd..	-2.00%	-0.02%	(\$1M)
2269-HK	Wuxi Biologics (Cayman) Inc.	-2.00%	-0.04%	(\$1M)
300122-CN	Chongqing Zhifei Biological Pr..	-2.00%	-0.03%	(\$3M)
002821-CN	Asymchem Laboratories (Tianji..	-3.00%	-0.04%	\$1M

Largest Fund Flows, \$

Fund Name	New or Cl..	Flow
JPMorgan Funds - China A-Sha..		\$81M
Robeco Capital Gr. Fds. - Chines..		\$61M
Schroder ISF - China A		\$45M
iShares IV Plc - MSCI China A U..		\$30M
Goldman Sachs China A-Share ..		\$10M
Robeco Capital Gr. Fds. - QI Chi..		\$2M
Morgan Stanley China A Share ..		\$2M
Metzler Intl. Invs. Plc - China A ..		(\$5M)
Eastspring Investments - China..		(\$5M)
UBS (CAY) China A Opportunity ..		(\$9M)
Eurizon Fund - Equity China A		(\$12M)
First Sentier Invs. Glb. Umb. - F..		(\$14M)
BlackRock Global Funds - Syste..		(\$19M)
Allianz Global Investors Fund - ..		(\$28M)

Largest Fund Level Changes in Stock Weight, %

Fund Name	Stock Name	New ..	Change
BlackRock Global Funds - China A..	Hygeia Healthcare Holdin..	New	3.90%
Invesco Funds - China A-Share Qu..	Aier Eye Hospital Group Co..	New	3.29%
Robeco Capital Gr. Fds. - Chinese ..	Ovctek China, Inc. Class A	New	3.11%
Invesco Funds - China A-Share Qu..	Jiangsu Hengrui Pharma..	New	2.88%
HSBC GIF - China A-Shares Equity	Shanghai Pharmaceutica..	New	2.33%
Robeco Capital Gr. Fds. - Chinese ..	Walvax Biotechnology Co..	New	2.26%
East Capital - China A-Shares	Shenzhen Mindray Bio-M..	New	2.13%
HSBC GIF - China A-Shares Equity	Asymchem Laboratories ..	Close	-1.94%
Metzler Intl. Invs. Plc - China A Sh..	Zhejiang NHU Co. Ltd. Cla..	Close	-2.09%
HSBC GIF - China A-Shares Equity	Apeloa Pharmaceutical C..	Close	-2.17%
BlackRock Global Funds - Systema..	WuXi AppTec Co., Ltd. Cla..		-2.18%
Invesco Funds - China A-Share Qu..	WuXi AppTec Co., Ltd. Cla..		-2.30%
Metzler Intl. Invs. Plc - China A Sh..	Asymchem Laboratories ..	Close	-2.30%
BlackRock Global Funds - China A..	Wuxi Biologics (Cayman) ..	Close	-2.95%

Industry Holding Changes: [Funds Invested Δ] / [Ave Wgt Δ] / Fund Flows, \$

Industry	Change	Flow
Medical Specialties	3.00%	\$66M
Medical/Nursing Services	1.00%	(\$18M)
Hospital/Nursing Managem..	1.00%	\$1M
Pharmaceuticals: Other	0.00%	(\$59M)
Pharmaceuticals: Major	0.00%	0.18%
Miscellaneous Commercial S..	0.00%	0.01%
Medical Distributors	0.00%	0.00%
Information Technology Ser..	0.00%	0.00%
Biotechnology	0.00%	0.02%
Miscellaneous Manufacturing	-1.00%	-0.01%
Containers/Packaging	-1.00%	-0.01%
Chemicals: Specialty	-1.00%	-0.02%

Largest Changes in Fund Industry Weight, %

Fund Name	New o..	Industry	Change
BlackRock Global Funds - China A-S..		Pharmaceuticals: Major	4.46%
Invesco Funds - China A-Share Quali..	New	Medical/Nursing Services	3.29%
Eastspring Investments - China A S..		Pharmaceuticals: Major	3.18%
Robeco Capital Gr. Fds. - Chinese A..	New	Medical Specialties	3.11%
Eastspring Investments China Fund		Pharmaceuticals: Major	2.48%
Robeco Capital Gr. Fds. - Chinese A..	New	Biotechnology	2.26%
East Capital - China A-Shares	New	Medical Specialties	2.13%
China Merchants Fengying Positive ..		Medical Specialties	-1.34%
Metzler Intl. Invs. Plc - China A Sha..	Close	Pharmaceuticals: Major	-1.53%
BlackRock Global Funds - Systemati..		Pharmaceuticals: Major	-1.73%
Metzler Intl. Invs. Plc - China A Sha..	Close	Pharmaceuticals: Other	-2.09%
Eurizon Fund - Equity China A		Pharmaceuticals: Major	-2.76%
BlackRock Global Funds - China A-S..		Biotechnology	-3.47%
Metzler Intl. Invs. Plc - China A Sha..		Pharmaceuticals: Major	-4.11%

Largest Fund Level Stock Inflows/Outflows, \$

Fund Name	Stock Name	New..	Flow
JPMorgan Funds - China A-Share O..	Sichuan Swellfun Co., Ltd..	New	\$69M
Robeco Capital Gr. Fds. - Chinese A..	Ovctek China, Inc. Class A	New	\$33M
Robeco Capital Gr. Fds. - Chinese A..	Walvax Biotechnology Co..	New	\$24M
Schroder ISF - China A	Autobio Diagnostics Co., ..	New	\$24M
Schroder ISF - China A	Micro-Tech (Nanjing) Co., ..		\$13M
Robeco Capital Gr. Fds. - Chinese A..	China Resources Sanjiu ..	New	\$13M
JPMorgan Funds - China A-Share O..	Pharmaron Beijing Co., Lt..		\$11M
Allianz Global Investors Fund - Chin..	WuXi AppTec Co., Ltd. Cla..		(\$7M)
Robeco Capital Gr. Fds. - Chinese A..	WuXi AppTec Co., Ltd. Cla..		(\$9M)
UBS (CAY) China A Opportunity Fun..	Yunnan Baiyao Group Co...		(\$9M)
Allianz Global Investors Fund - Chin..	Shenzhen Mindray Bio-M..		(\$9M)
Aberdeen Std. SICAV I - China A Sh..	Jiangsu Hengrui Pharma..		(\$11M)
Allianz Global Investors Fund - Chin..	Aier Eye Hospital Group C..		(\$12M)
BlackRock Global Funds - Systemat..	WuXi AppTec Co., Ltd. Cla..		(\$13M)

Aggregate Stock Holdings Data, Ranked by Most Widely Held.

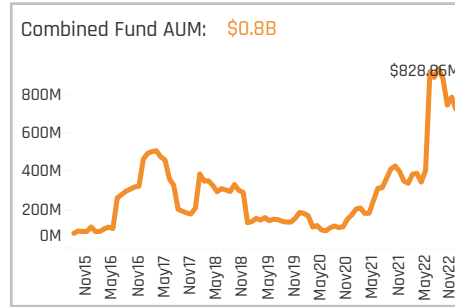
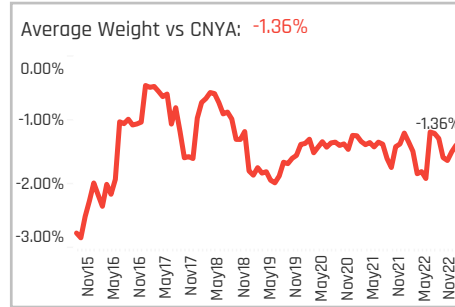
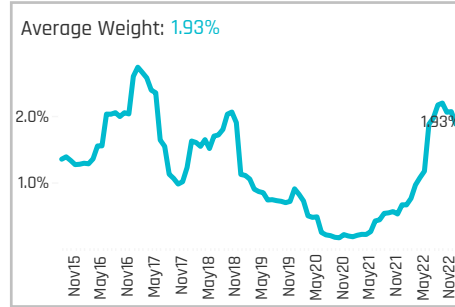
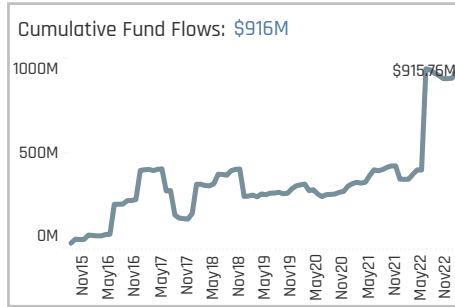
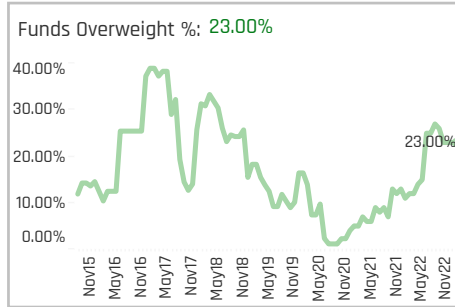
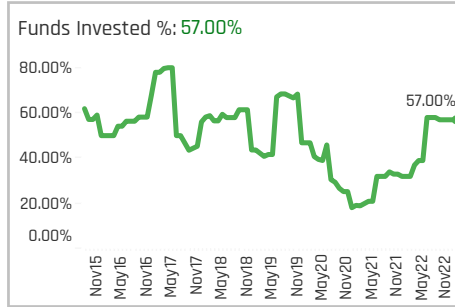
Ticker	Stock Name	Funds Invested %	Average Weight	Vs Benchmark	Fund AUM, \$
600938-CN	CNOOC Limited Class A	19.00%	0.07%	0.07%	\$17M
688599-CN	Trina Solar Ltd Class A	15.00%	0.41%	0.03%	\$139M
600256-CN	Guanghui Energy Co., Ltd. Cla..	14.00%	0.32%	0.16%	\$92M
000983-CN	Shanxi Coking Coal Energy Gr..	11.00%	0.14%	0.02%	\$84M
002353-CN	Yantai Jereh Oilfield Services ..	10.00%	0.10%	0.03%	\$118M
601088-CN	China Shenhua Energy Co. Lt..	9.00%	0.08%	-0.39%	\$46M
600188-CN	Yanzhou Coal Mining Co. Ltd. ..	9.00%	0.21%	-0.01%	\$128M
301158-CN	Dezhou United Petroleum Tec..	9.00%	0.00%	0.00%	\$0M
601225-CN	Shaanxi Coal Industry Co., Ltd..	8.00%	0.09%	-0.39%	\$53M
600028-CN	China Petroleum & Chemical ..	6.00%	0.05%	-0.31%	\$18M
601857-CN	PetroChina Company Limited ..	5.00%	0.08%	-0.20%	\$22M
601872-CN	China Merchants Energy Ship..	4.00%	0.04%	-0.09%	\$61M
000059-CN	North Huajin Chemical Industr..	4.00%	0.09%	0.09%	\$4M
600583-CN	Offshore Oil Engineering Co., L..	3.00%	0.01%	-0.05%	\$4M
600348-CN	Shan Xi Hua Yang Group New ..	3.00%	0.05%	-0.05%	\$9M

Top Stock Holdings, %

Fund Name	Ticker	Stock Name	%
Huatai-PineBridge Prosperous China M..	688599-CN	Trina Solar Ltd Class A	9.01%
Rongtong China Wind No 1 Flexible Mix..	688599-CN	Trina Solar Ltd Class A	7.14%
HSBC China A-Share Focused Fund	600256-CN	Guanghui Energy Co., ..	7.03%
New China Xindongli Flexible Mixed Fu..	688599-CN	Trina Solar Ltd Class A	6.10%
Great Wall Made In China Flexible Hybr..	688599-CN	Trina Solar Ltd Class A	5.54%
China Universal Beautiful 30 Hybrid Fu..	600188-CN	Yanzhou Coal Mining ..	5.27%
China Universal Advantage Select Fund	600188-CN	Yanzhou Coal Mining ..	5.02%
HSBC GIF - China A-Shares Equity	600968-CN	CNOOC Energy Techno..	4.61%
HSBC GIF - China A-Shares Equity	000059-CN	North Huajin Chemical..	4.44%
China Universal Extend Growth Fund	600256-CN	Guanghui Energy Co., ..	4.00%
Fuh Hwa China New Economy A Shares..	601088-CN	China Shenhua Energ..	3.91%
China Universal Beautiful 30 Hybrid Fu..	600256-CN	Guanghui Energy Co., ..	3.78%
China Universal Advantage Select Fund	600256-CN	Guanghui Energy Co., ..	3.76%
HSBC China A-Share Focused Fund	000059-CN	North Huajin Chemical..	3.69%
China Southern Stable Growth Fund	688599-CN	Trina Solar Ltd Class A	3.31%

Top Stock Holdings, \$

Fund Name	Ticker	Stock Name	\$
Allianz Global Investors Fund - China A-..	002353-..	Yantai Jereh Oilfield Ser..	\$78M
China Universal Value Selection Hybrid ..	600188-CN	Yanzhou Coal Mining Co..	\$49M
China Universal Value Selection Hybrid ..	601872-CN	China Merchants Energy..	\$44M
China Universal Value Selection Hybrid ..	000983-..	Shanxi Coking Coal Ener..	\$39M
Rongtong China Wind No 1 Flexible Mix..	688599-..	Trina Solar Ltd Class A	\$32M
New China Xindongli Flexible Mixed Fu..	688599-..	Trina Solar Ltd Class A	\$31M
Huatai-PineBridge Prosperous China M..	688599-..	Trina Solar Ltd Class A	\$24M
China Universal Advantage Select Fund	600188-CN	Yanzhou Coal Mining Co..	\$23M
Goldman Sachs China A-Share Equity P..	002353-..	Yantai Jereh Oilfield Ser..	\$22M
China Universal Value Selection Hybrid ..	601225-CN	Shaanxi Coal Industry C..	\$21M
China Universal Advantage Select Fund	600256-..	Guanghui Energy Co., Lt..	\$17M
Rongtong China Wind No 1 Flexible Mix..	600256-..	Guanghui Energy Co., Lt..	\$14M
iShares IV Plc - MSCI China A UCITS ETF	601225-CN	Shaanxi Coal Industry C..	\$14M
iShares IV Plc - MSCI China A UCITS ETF	601088-CN	China Shenhua Energy C..	\$14M
China Universal Open Vision China Adv..	000983-..	Shanxi Coking Coal Ener..	\$13M



Top Industry Holdings, %

Fund Name	Industry	%
Huatai-PineBridge Prosperous China M..	Oilfield Services/Equipment	9.01%
China Universal Beautiful 30 Hybrid Fu..	Coal	7.35%
China Universal Advantage Select Fund	Coal	7.14%
Rongtong China Wind No 1 Flexible Mix..	Oilfield Services/Equipment	7.14%
HSBC China A-Share Focused Fund	Integrated Oil	7.03%
China Universal Extend Growth Fund	Integrated Oil	6.53%
New China Xindongli Flexible Mixed Fu..	Oilfield Services/Equipment	6.10%
China Universal Value Selection Hybrid ..	Coal	5.70%
Great Wall Made In China Flexible Hybr..	Oilfield Services/Equipment	5.54%
China Universal Extend Growth Fund	Coal	5.46%
China Universal Open Vision China Adv..	Coal	4.80%
Man Funds Plc - Numeric China A Equity	Coal	4.64%
HSBC GIF - China A-Shares Equity	Integrated Oil	4.61%
HSBC GIF - China A-Shares Equity	Oil Refining/Marketing	4.44%
China Universal Beautiful 30 Hybrid Fu..	Integrated Oil	3.99%

Top Holdings, %

Fund Name	%
China Universal Extend Growth Fund	11.99%
China Universal Beautiful 30 Hybrid Fu..	11.34%
China Universal Advantage Select Fund	10.94%
HSBC China A-Share Focused Fund	10.72%
Rongtong China Wind No 1 Flexible Mix..	10.40%
Huatai-PineBridge Prosperous China M..	9.13%
HSBC GIF - China A-Shares Equity	9.05%
China Universal Value Selection Hybrid ..	7.83%
China Universal Open Vision China Adv..	6.64%
Man Funds Plc - Numeric China A Equity	6.45%
New China Xindongli Flexible Mixed Fu..	6.20%
Nikka Asset China A-Share Mather Fund	5.98%
Great Wall Made In China Flexible Hybr..	5.54%
China Universal Dividend Growth Mixed..	5.40%
China Southern Tianyuan New Industry..	5.23%

Top Holdings, \$

Fund Name	\$
China Universal Value Selection Hybrid ..	\$164M
iShares IV Plc - MSCI China A UCITS ETF	\$96M
Allianz Global Investors Fund - China A-..	\$78M
China Universal Advantage Select Fund	\$50M
Rongtong China Wind No 1 Flexible Mix..	\$46M
China Universal Open Vision China Adv..	\$45M
China Universal Extend Growth Fund	\$35M
New China Xindongli Flexible Mixed Fu..	\$32M
China Universal Beautiful 30 Hybrid Fu..	\$27M
Huatai-PineBridge Prosperous China M..	\$25M
Goldman Sachs China A-Share Equity P..	\$22M
China Universal Balanced Growth Mixe..	\$18M
China Southern Domestic Demand 2 Y..	\$18M
BlackRock Global Funds - Systematic C..	\$18M
China Universal Dividend Growth Mixed..	\$16M

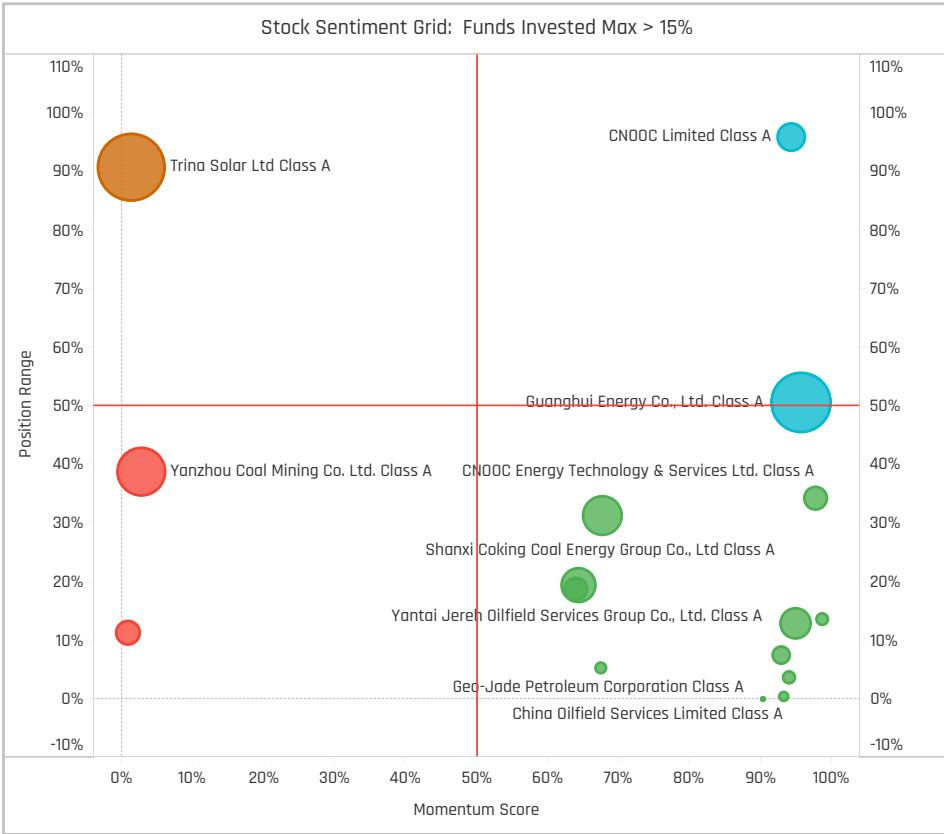
Aggregate Industry Holdings: [Ave Wgt] / [vs CNYA] / [Funds Invested]

Industry	Ave Wgt	[vs CNYA]	[Funds Invested]
Coal	0.64%	-1.11%	23.00%
Integrated Oil	0.62%	-0.19%	36.00%
Oilfield Services/Equipment	0.53%	-0.01%	32.00%
Oil Refining/Marketing	0.09%	0.04%	4.00%
Marine Shipping	0.04%	-0.09%	4.00%
Contract Drilling	0.01%	0.01%	1.00%
Oil & Gas Production	0.00%	0.00%	1.00%

Largest Changes in Fund Weight, %

Fund Name	New or C..	Change
HSBC GIF - China A-Shares Equit..		4.76%
HSBC China A-Share Focused Fu..		1.00%
LionGlobal China A-Share Fund		0.68%
China Universal Extend Growth ..		0.63%
Rongtong China Wind No 1 Flexi..		0.46%
Man Funds Plc - Numeric China ..		0.38%
PineBridge Global Funds - China..		0.34%
China Universal Value Selection ..		-0.47%
BlackRock Global Funds - Syste..		-0.51%
Eastspring Investments China F..		-0.78%
Eurizon Fund - Equity China A		-1.49%
BlackRock China A Opportunitie..		-1.84%
Eastspring Investments - China ..		-2.34%
Metzler Intl. Invts. Plc - China A ..	Close	-5.42%

Ave Wgt Δ	Funds Invested Δ	Fund Flows, \$	Av Wgt vs CNYA Δ	Funds O/W % Δ
-0.07%	-1.00%	(\$22M)	-0.15%	-2.00%



Aggregate Stock Holdings Changes

Ticker	Stock Name	Funds Invested % Δ	Average Weight Δ	Fund Flows, \$
600583-CN	Offshore Oil Engineering Co., L..	3.00%	0.01%	\$2M
600968-CN	CNOOC Energy Technology & S..	1.00%	0.05%	\$1M
000723-CN	Shanxi Meijin Energy Co., Ltd. ..	1.00%	0.00%	\$0M
WOR-AU	Worley Limited	0.00%	0.00%	
UNTR-ID	PT United Tractors Tbk	0.00%	0.00%	
PTTGC-TH	PTT Global Chemical Public Co..	0.00%	0.00%	
PTTEP-TH	PTT Exploration & Production P..	0.00%	0.00%	
000552-CN	Gansu Jingyuan Coal Industry ..	0.00%	0.00%	
000059-CN	North Huajin Chemical Industri..	0.00%	0.01%	\$0M
857-HK	PetroChina Company Limited ..	-1.00%	-0.01%	(\$3M)
601666-CN	Pingdingshan Tianan Coal Mini..	-1.00%	-0.02%	(\$1M)
688599-CN	Trina Solar Ltd Class A	-1.00%	-0.06%	(\$2M)
600188-CN	Yanzhou Coal Mining Co. Ltd. C..	-1.00%	-0.03%	(\$8M)
600028-CN	China Petroleum & Chemical C..	-2.00%	-0.04%	(\$12M)

Largest Fund Flows, \$

Fund Name	New or Cl..	Flow
iShares IV Plc - MSCI China A U..		\$13M
HSBC GIF - China A-Shares Equi..		\$1M
LionGlobal China A-Share Fund		\$0M
AB SICAV I - China A Shares Eq..		\$0M
Value Partners Fund Series - C..		\$0M
U ACCESS - Best Selection Chin..		\$0M
SMTAM China A-Share SRI Mot..		\$0M
Nikko Asset China A-Share Mat..		\$0M
BlackRock China A Opportunitie..		(\$1M)
Metzler Intl. Invts. Plc - China A ..	Close	(\$5M)
BlackRock Global Funds - Syste..		(\$6M)
Allianz Global Investors Fund - ..		(\$6M)
Eurizon Fund - Equity China A		(\$7M)
Eastspring Investments - China..		(\$11M)

Largest Fund Level Changes in Stock Weight, %

Fund Name	Stock Name	New ..	Change
HSBC GIF - China A-Shares Equity	CNOOC Energy Technolog..	New	4.61%
HSBC China A-Share Focused Fund	North Huajin Chemical In..		0.69%
LionGlobal China A-Share Fund	China Shenhua Energy Co..		0.66%
Rongtong China Wind No 1 Flexible..	Guanghui Energy Co., Ltd..		0.55%
Robeco Capital Gr. Fds. - QI Chines..	Offshore Oil Engineering ..	New	0.52%
Nikko Asset China A-Share Mother..	Guanghui Energy Co., Ltd..		0.50%
China Universal Extend Growth Fu..	Guanghui Energy Co., Ltd..		0.35%
BlackRock Global Funds - Systema..	China Petroleum & Chem..		-0.70%
Eastspring Investments China Fund	Shan Xi Hua Yang Group ..		-0.78%
Eurizon Fund - Equity China A	China Petroleum & Chem..	Close	-1.36%
Eastspring Investments - China A ..	Yanzhou Coal Mining Co. ..	Close	-1.77%
Metzler Intl. Invts. Plc - China A Sh..	Pingdingshan Tianan Coa..	Close	-1.96%
BlackRock China A Opportunitie..	China Petroleum & Chem..		-2.15%
Metzler Intl. Invts. Plc - China A Sh..	Trina Solar Ltd Class A	Close	-4.47%

Industry Holding Changes: [Funds Invested Δ] / [Ave Wgt Δ] / Fund Flows, \$

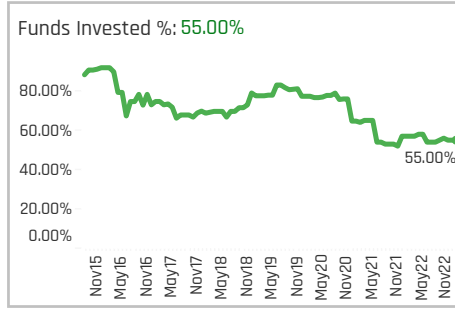
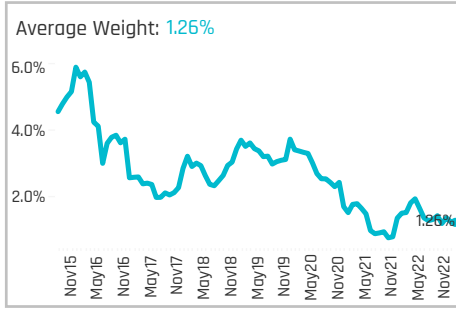
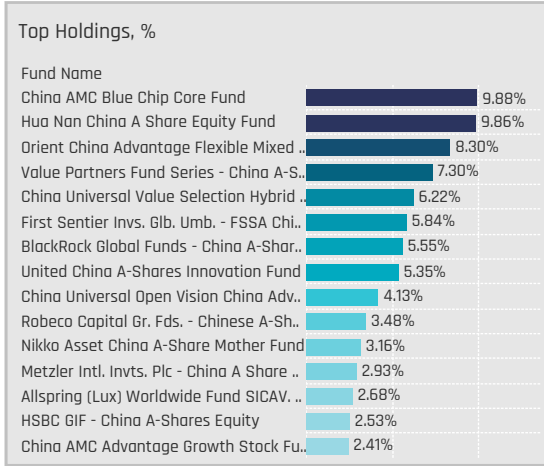
Industry	Change	Flow
Oilfield Services/Equipment	2.00%	(\$7M)
Oil Refining/Marketing	0.00%	\$0M
Oil & Gas Production	0.00%	\$0M
Oil & Gas Pipelines	0.00%	\$0M
Marine Shipping	-0.01%	\$4M
Integrated Oil	0.00%	(\$14M)
Industrial Machinery	0.00%	
Gas Distributors	0.00%	
Electric Utilities	0.00%	
Contract Drilling	0.00%	\$0M
Chemicals: Specialty	0.00%	
Air Freight/Couriers	0.00%	
Coal	-2.00%	(\$6M)

Largest Changes in Fund Industry Weight, %

Fund Name	New o..	Industry	Change
HSBC GIF - China A-Shares Equity	New	Integrated Oil	4.61%
HSBC China A-Share Focused Fund		Oil Refining/Marketing	0.69%
LionGlobal China A-Share Fund		Coal	0.66%
China Universal Extend Growth Fund		Integrated Oil	0.58%
Rongtong China Wind No 1 Flexible ..		Integrated Oil	0.55%
Robeco Capital Gr. Fds. - QI Chinese ..	New	Oilfield Services/Equipment	0.52%
Nikko Asset China A-Share Mother F..		Integrated Oil	0.50%
Eastspring Investments China Fund		Coal	-0.78%
BlackRock Global Funds - Systemati..		Integrated Oil	-0.81%
Eurizon Fund - Equity China A	Close	Integrated Oil	-1.36%
Eastspring Investments - China A S..	Close	Coal	-1.77%
Metzler Intl. Invts. Plc - China A Sha..	Close	Coal	-1.96%
BlackRock China A Opportunitie..		Integrated Oil	-2.14%
Metzler Intl. Invts. Plc - China A Sha..	Close	Oilfield Services/Equipment	-4.47%

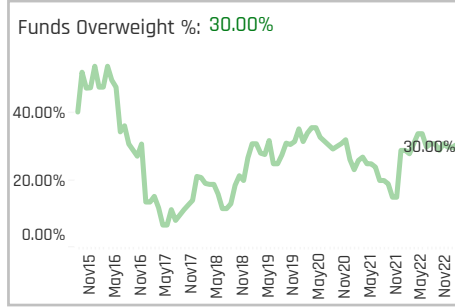
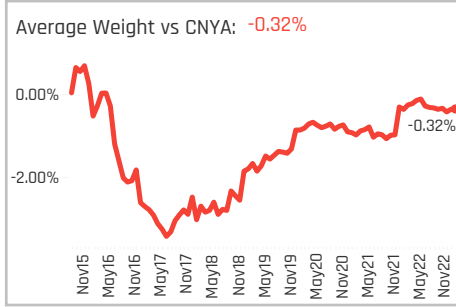
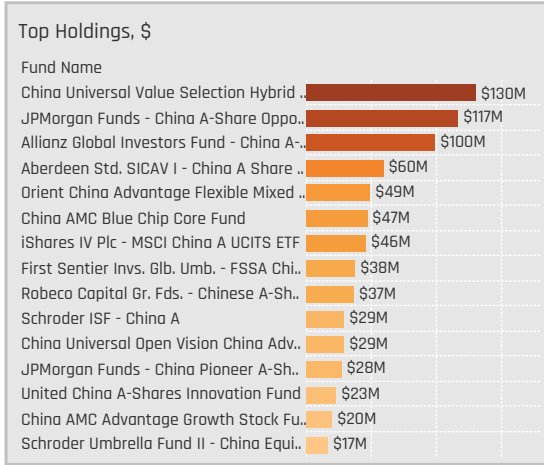
Largest Fund Level Stock Inflows/Outflows, \$

Fund Name	Stock Name	New..	Flow
iShares IV Plc - MSCI China A UCITS..	China Merchants Energy ..		\$4M
iShares IV Plc - MSCI China A UCITS..	China Shenhua Energy Co..		\$1M
iShares IV Plc - MSCI China A UCITS..	China Petroleum & Chem..		\$1M
iShares IV Plc - MSCI China A UCITS..	Shaanxi Coal Industry Co..		\$1M
BlackRock Global Funds - Systemat..	Offshore Oil Engineering ..	New	\$1M
iShares IV Plc - MSCI China A UCITS..	Trina Solar Ltd Class A		\$1M
HSBC GIF - China A-Shares Equity	CNOOC Energy Technolog..	New	\$1M
BlackRock Global Funds - Systemat..	PetroChina Company Lim..		(\$2M)
Eastspring Investments - China A S..	PetroChina Company Lim..		(\$2M)
Metzler Intl. Invts. Plc - China A Sh..	Trina Solar Ltd Class A	Close	(\$3M)
BlackRock Global Funds - Systemat..	China Petroleum & Chem..		(\$5M)
Allianz Global Investors Fund - Chin..	Yantai Jereh Oilfield Serv..		(\$6M)
Eurizon Fund - Equity China A	China Petroleum & Chem..	Close	(\$7M)
Eastspring Investments - China A S..	Yanzhou Coal Mining Co. ..	Close	(\$8M)



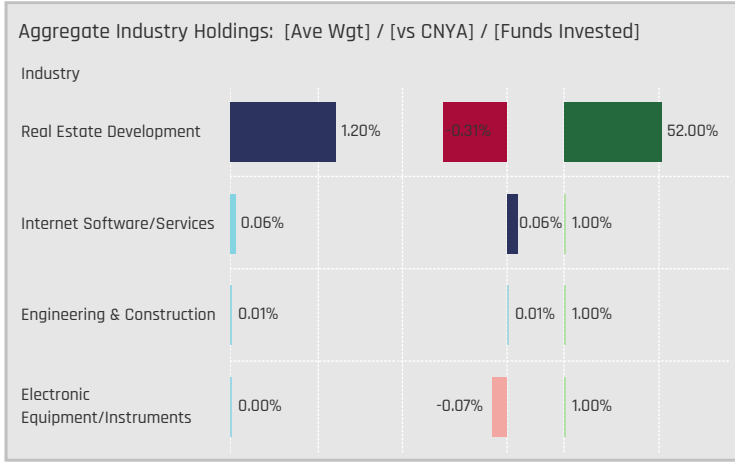
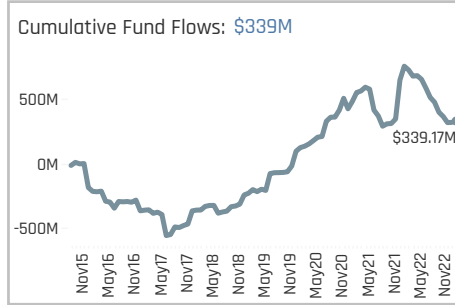
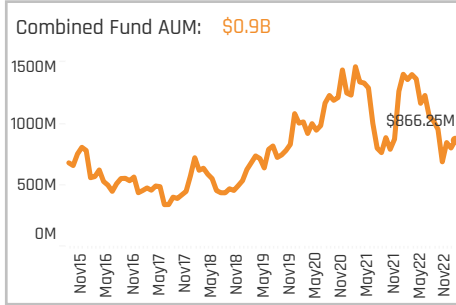
Aggregate Stock Holdings Data, Ranked by Most Widely Held.

Ticker	Stock Name	Funds Invested %	Average Weight	Vs Benchmark	Fund AUM, \$
600048-CN	Poly Developments & Holding..	29.00%	0.64%	0.17%	\$510M
000002-CN	China Vanke Co., Ltd Class A	13.00%	0.18%	-0.27%	\$165M
001979-CN	China Merchants Shekou Indu..	8.00%	0.13%	-0.15%	\$33M
000069-CN	Shenzhen Overseas Chinese T..	5.00%	0.02%	-0.09%	\$9M
002244-CN	Hangzhou Binjiang Real Estat..	4.00%	0.02%	-0.06%	\$14M
600603-CN	GUANGHUI LOGISTICS CO LTD ..	3.00%	0.02%	0.02%	\$5M
600325-CN	Huafa Industrial Co., Ltd. Zhu..	3.00%	0.03%	0.03%	\$13M
2202-HK	China Vanke Co., Ltd Class H	3.00%	0.05%	0.05%	\$47M
817-HK	China Jinmao Holdings Group..	2.00%	0.01%	0.01%	\$10M
601828-CN	Red Star Macalline Group Cor..	2.00%	0.01%	0.01%	\$3M
601155-CN	Seazen Holdings Co.,Ltd. Clas..	2.00%	0.00%	-0.12%	\$4M
300917-CN	Shenzhen SDG Service Co., Lt..	2.00%	0.00%	0.00%	\$0M
000402-CN	Financial Street Holdings Co., ..	2.00%	0.00%	0.00%	\$1M
BEKE-US	KE Holdings, Inc. Sponsored A..	1.00%	0.06%	0.06%	\$2M
950-HK	Longfor Group Holdings Ltd.	1.00%	0.00%	0.00%	\$1M



Top Stock Holdings, %

Fund Name	Ticker	Stock Name	Weight (%)
Orient China Advantage Flexible Mixed ..	000002-CN	China Vanke Co., Ltd C..	8.30%
Value Partners Fund Series - China A-S..	600048-CN	Poly Developments & ..	6.68%
China Universal Value Selection Hybrid ..	600048-CN	Poly Developments & ..	6.22%
Hua Nan China A Share Equity Fund	001979-CN	China Merchants Shek..	5.84%
BlackRock Global Funds - China A-Shar..	BEKE-US	KE Holdings, Inc. Spon..	5.55%
First Sentier Invs. Glb. Umb. - FSSA Chi..	1109-HK	China Resources Land..	5.23%
China AMC Blue Chip Core Fund	600048-CN	Poly Developments & ..	4.91%
China Universal Open Vision China Adv..	600048-CN	Poly Developments & ..	4.13%
Hua Nan China A Share Equity Fund	600048-CN	Poly Developments & ..	4.02%
United China A-Shares Innovation Fund	600048-CN	Poly Developments & ..	3.42%
Metzler Intl. Invts. Plc - China A Share ..	600048-CN	Poly Developments & ..	2.93%
China AMC Blue Chip Core Fund	600325-CN	Huafa Industrial Co., L..	2.75%
Robeco Capital Gr. Fds. - Chinese A-Sh..	600048-CN	Poly Developments & ..	2.54%
HSBC GIF - China A-Shares Equity	600048-CN	Poly Developments & ..	2.53%
Schroder Umbrella Fund II - China Equi..	600048-CN	Poly Developments & ..	2.41%



Top Industry Holdings, %

Fund Name	Industry	Weight (%)
China AMC Blue Chip Core Fund	Real Estate Development	9.88%
Hua Nan China A Share Equity Fund	Real Estate Development	9.86%
Orient China Advantage Flexible Mixed ..	Real Estate Development	8.30%
Value Partners Fund Series - China A-S..	Real Estate Development	7.30%
China Universal Value Selection Hybrid ..	Real Estate Development	6.22%
First Sentier Invs. Glb. Umb. - FSSA Chi..	Real Estate Development	5.84%
BlackRock Global Funds - China A-Shar..	Internet Software/Services	5.55%
United China A-Shares Innovation Fund	Real Estate Development	5.35%
China Universal Open Vision China Adv..	Real Estate Development	4.13%
Robeco Capital Gr. Fds. - Chinese A-Sh..	Real Estate Development	3.48%
Nikko Asset China A-Share Mother Fund	Real Estate Development	3.16%
Metzler Intl. Invts. Plc - China A Share ..	Real Estate Development	2.93%
Allspring (Lux) Worldwide Fund SICAV ..	Real Estate Development	2.68%
HSBC GIF - China A-Shares Equity	Real Estate Development	2.53%
China AMC Advantage Growth Stock Fu..	Real Estate Development	2.41%

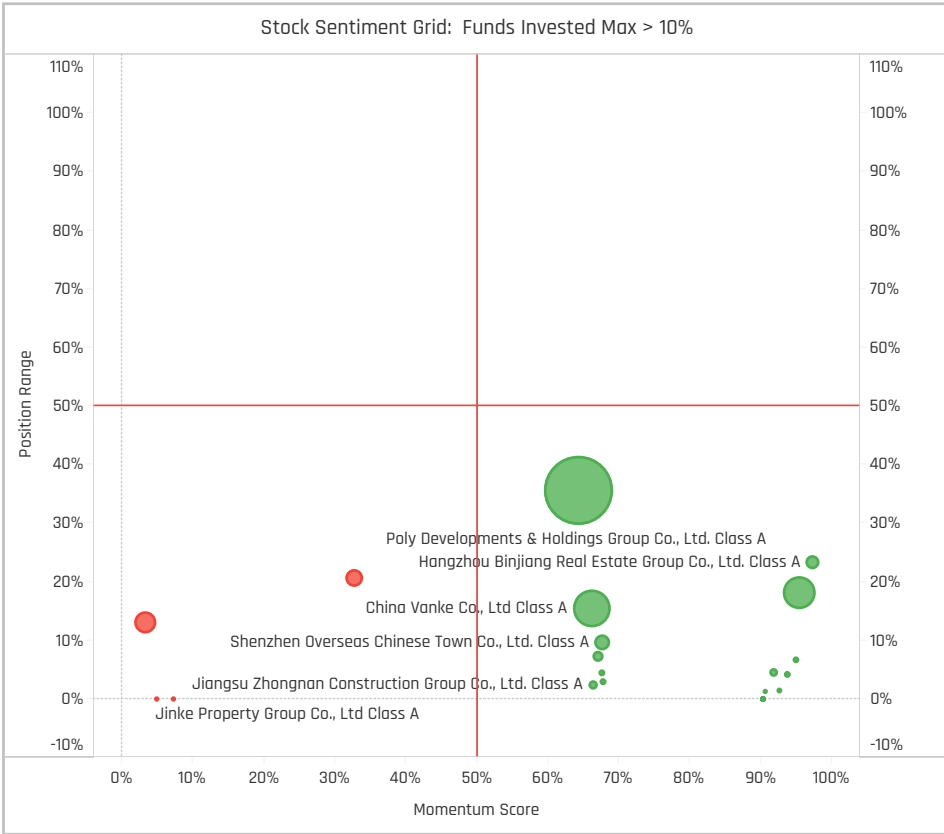
Top Stock Holdings, \$

Fund Name	Ticker	Stock Name	Value (\$)
China Universal Value Selection Hybrid ..	600048-..	Poly Developments & Ho..	\$130M
Allianz Global Investors Fund - China A..	600048-..	Poly Developments & Ho..	\$100M
JPMorgan Funds - China A-Share Oppo..	000002-..	China Vanke Co., Ltd Cla..	\$63M
JPMorgan Funds - China A-Share Oppo..	600048-..	Poly Developments & Ho..	\$54M
Orient China Advantage Flexible Mixed ..	000002-..	China Vanke Co., Ltd Cla..	\$49M
Aberdeen Std. SICAV I - China A Share ..	2202-HK	China Vanke Co., Ltd Cla..	\$47M
First Sentier Invs. Glb. Umb. - FSSA Chi..	1109-HK	China Resources Land Li..	\$34M
Schroder ISF - China A	600048-..	Poly Developments & Ho..	\$29M
China Universal Open Vision China Adv..	600048-..	Poly Developments & Ho..	\$29M
JPMorgan Funds - China Pioneer A-Sh..	600048-..	Poly Developments & Ho..	\$28M
Robeco Capital Gr. Fds. - Chinese A-Sh..	600048-..	Poly Developments & Ho..	\$27M
China AMC Blue Chip Core Fund	600048-..	Poly Developments & Ho..	\$23M
Schroder Umbrella Fund II - China Equi..	600048-..	Poly Developments & Ho..	\$17M
United China A-Shares Innovation Fund	600048-..	Poly Developments & Ho..	\$15M
Goldman Sachs China A-Share Equity P..	000002-..	China Vanke Co., Ltd Cla..	\$14M

Largest Changes in Fund Weight, %

Fund Name	New or C..	Change
BlackRock Global Funds - China ..		2.15%
BlackRock China A Opportunities..	New	1.11%
Morgan Stanley China A Share ..	New	1.06%
Hua Nan China A Share Equity F..		0.98%
BlackRock Global Funds - Syste..		0.84%
Nikko Asset China A-Share Moth..		0.67%
Orient China Advantage Flexible..		0.45%
Allianz International Investment..		-0.58%
Schroder ISF - China A		-0.59%
Allspring (Lux) Worldwide Fund ..		-0.87%
HSBC GIF - China A-Shares Equit..		-1.74%
JPMorgan Funds - China A-Shar..		-1.81%
Invesco Funds - China A-Share ..	Close	-2.38%
Metzler Intl. Invt. Plc - China A ..		-2.71%

Ave Wgt Δ	Funds Invested Δ	Fund Flows, \$	Av Wgt vs CNYA Δ	Funds O/W % Δ
-0.05%	1.00%	(\$183M)	-0.04%	-1.00%



Aggregate Stock Holdings Changes

Ticker	Stock Name	Funds Invested % Δ	Average Weight Δ	Fund Flows, \$
000002-CN	China Vanke Co., Ltd Class A	1.00%	-0.03%	(\$34M)
002244-CN	Hangzhou Binjiang Real Estate..	1.00%	0.01%	\$12M
000069-CN	Shenzhen Overseas Chinese T..	1.00%	0.00%	\$1M
601155-CN	Seazen Holdings Co.,Ltd. Class..	1.00%	0.00%	\$0M
600639-CN	Shanghai Jinqiao Export Proce..	1.00%	0.00%	\$0M
000402-CN	Financial Street Holdings Co., ..	1.00%	0.00%	\$1M
600603-CN	GUANGHUI LOGISTICS CO LTD C..	1.00%	0.01%	\$1M
000014-CN	Shahe Industrial Co., Ltd. Clas..	0.00%	0.00%	
000011-CN	Shenzhen Properties & Resour..	0.00%	0.00%	
000006-CN	Shenzhen Zhenye (Group) Co. ..	0.00%	0.00%	
600823-CN	Shanghai Shimao Co., Ltd. Cla..	-1.00%	0.00%	\$0M
1109-HK	China Resources Land Limited	-1.00%	-0.02%	(\$10M)
000656-CN	Jinke Property Group Co., Ltd ..	-1.00%	0.00%	(\$1M)
600325-CN	Huafa Industrial Co., Ltd. Zhuh..	-1.00%	0.00%	(\$1M)

Largest Fund Flows, \$

Fund Name	New or Cl..	Flow
Robeco Capital Gr. Fds. - Chines..		\$10M
iShares IV Plc - MSCI China A U..		\$4M
Morgan Stanley China A Share ..	New	\$4M
BlackRock Global Funds - Syste..		\$4M
Aberdeen Std. SICAV I - China ..		\$4M
BlackRock Global Funds - China..		\$1M
Nikko Asset China A-Share Mat..		\$1M
Eastspring Investments - China..		(\$1M)
Allianz International Investmen..		(\$2M)
Metzler Intl. Invt. Plc - China A ..		(\$2M)
First Sentier Invs. Glb. Umb. - F..		(\$10M)
Schroder ISF - China A		(\$23M)
Allianz Global Investors Fund - ..		(\$52M)
JPMorgan Funds - China A-Sha..		(\$19M)

Largest Fund Level Changes in Stock Weight, %

Fund Name	Stock Name	New ..	Change
BlackRock Global Funds - China A..	KE Holdings, Inc. Sponsor..		2.15%
Allspring (Lux) Worldwide Fund SI..	China Vanke Co., Ltd Clas..	New	1.62%
Nikko Asset China A-Share Mother..	GUANGHUI LOGISTICS CO ..	New	1.15%
Morgan Stanley China A Share Fu..	China Vanke Co., Ltd Clas..	New	1.06%
Robeco Capital Gr. Fds. - Chinese ..	Hangzhou Binjiang Real E..	New	0.95%
Hua Nan China A Share Equity Fun..	China Merchants Shekou ..		0.88%
BlackRock Global Funds - Systema..	China Vanke Co., Ltd Clas..	New	0.54%
Schroder ISF - China A	Poly Developments & Hol..		-0.59%
JPMorgan Funds - China A-Share ..	China Vanke Co., Ltd Clas..		-0.73%
JPMorgan Funds - China A-Share ..	Poly Developments & Hol..		-1.07%
HSBC GIF - China A-Shares Equity	China Vanke Co., Ltd Clas..	Close	-2.19%
Invesco Funds - China A-Share Qu..	China Resources Land Li..	Close	-2.38%
Allspring (Lux) Worldwide Fund SI..	China Vanke Co., Ltd Clas..	Close	-2.46%
Metzler Intl. Invt. Plc - China A Sh..	Poly Developments & Hol..		-2.71%

Industry Holding Changes: [Funds Invested Δ] / [Ave Wgt Δ] / Fund Flows, \$

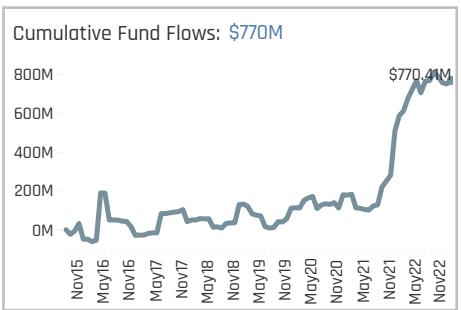
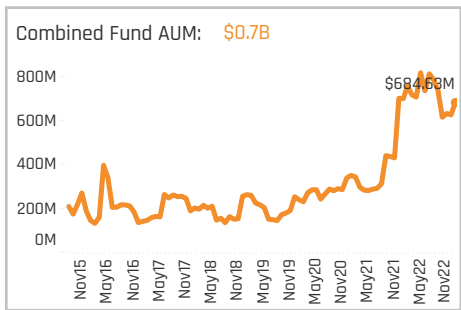
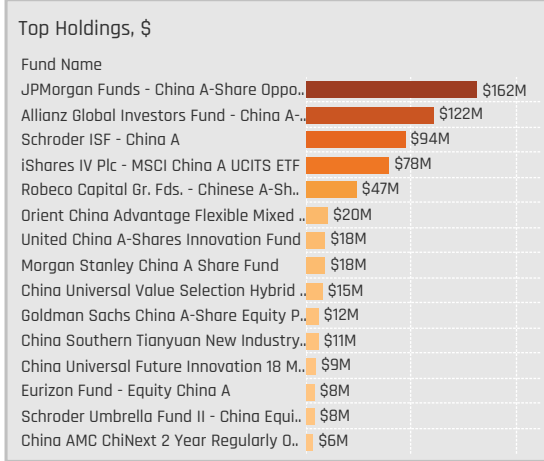
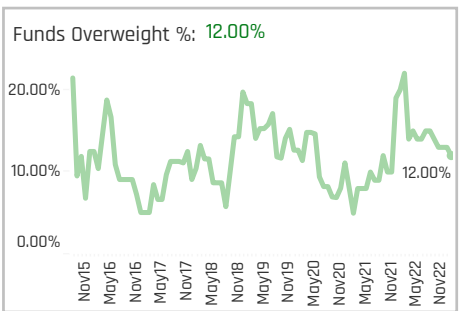
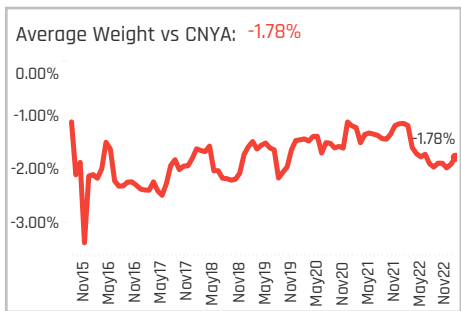
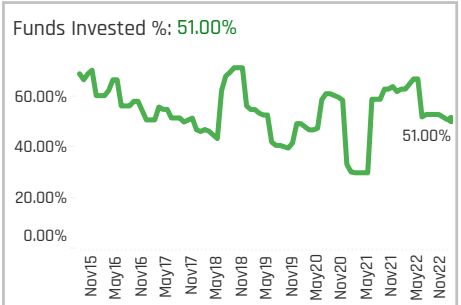
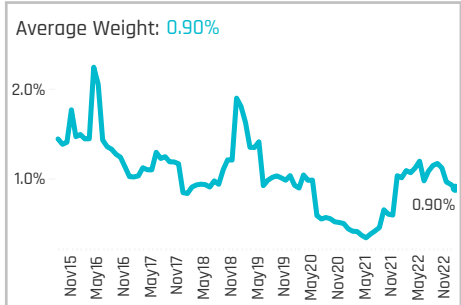
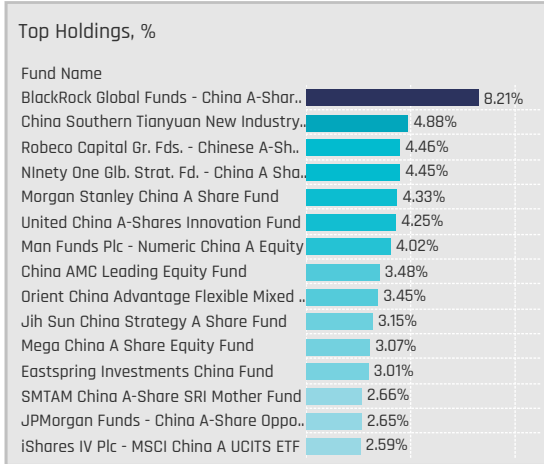
Industry	Ave Wgt Δ	Funds Invested Δ	Fund Flows, \$
Real Estate Development	1.00%	-0.07%	(\$184M)
Internet Software/Services	0.00%	0.02%	\$1M
Engineering & Construction	0.00%	0.00%	\$0M
Electronic Equipment/Instruments	0.00%	0.00%	\$0M

Largest Changes in Fund Industry Weight, %

Fund Name	New o..	Industry	Change
BlackRock Global Funds - China A-S..		Internet Software/Services	2.15%
BlackRock China A Opportunities Fu..	New	Real Estate Development	1.11%
Morgan Stanley China A Share Fund	New	Real Estate Development	1.06%
Hua Nan China A Share Equity Fund		Real Estate Development	0.98%
BlackRock Global Funds - Systemati..		Real Estate Development	0.84%
Nikko Asset China A-Share Mother F..		Real Estate Development	0.67%
Orient China Advantage Flexible Mix..		Real Estate Development	0.45%
Allianz International Investment Fu..		Real Estate Development	-0.58%
Schroder ISF - China A		Real Estate Development	-0.59%
Allspring (Lux) Worldwide Fund SICA..		Real Estate Development	-0.87%
HSBC GIF - China A-Shares Equity		Real Estate Development	-1.74%
JPMorgan Funds - China A-Share O..		Real Estate Development	-1.81%
Invesco Funds - China A-Share Quali..	Close	Real Estate Development	-2.38%
Metzler Intl. Invt. Plc - China A Sha..		Real Estate Development	-2.71%

Largest Fund Level Stock Inflows/Outflows, \$

Fund Name	Stock Name	New..	Flow
Aberdeen Std. SICAV I - China A Sh..	China Vanke Co., Ltd Clas..	New	\$12M
Robeco Capital Gr. Fds. - Chinese A..	Hangzhou Binjiang Real E..	New	\$9M
Morgan Stanley China A Share Fund	China Vanke Co., Ltd Clas..	New	\$4M
BlackRock Global Funds - Systemat..	China Vanke Co., Ltd Clas..	New	\$3M
iShares IV Plc - MSCI China A UCITS..	Hangzhou Binjiang Real E..		\$2M
iShares IV Plc - MSCI China A UCITS..	China Vanke Co., Ltd Clas..		\$1M
Nikko Asset China A-Share Mother ..	GUANGHUI LOGISTICS CO ..	New	\$1M
Metzler Intl. Invt. Plc - China A Sh..	Poly Developments & Hol..		(\$2M)
Aberdeen Std. SICAV I - China A Sh..	China Vanke Co., Ltd Clas..		(\$8M)
First Sentier Invs. Glb. Umb. - FSSA ..	China Resources Land Li..		(\$9M)
Schroder ISF - China A	Poly Developments & Hol..		(\$23M)
Allianz Global Investors Fund - Chin..	Poly Developments & Hol..		(\$52M)
JPMorgan Funds - China A-Share O..	China Vanke Co., Ltd Clas..		(\$53M)
JPMorgan Funds - China A-Share O..	Poly Developments & Hol..		(\$65M)

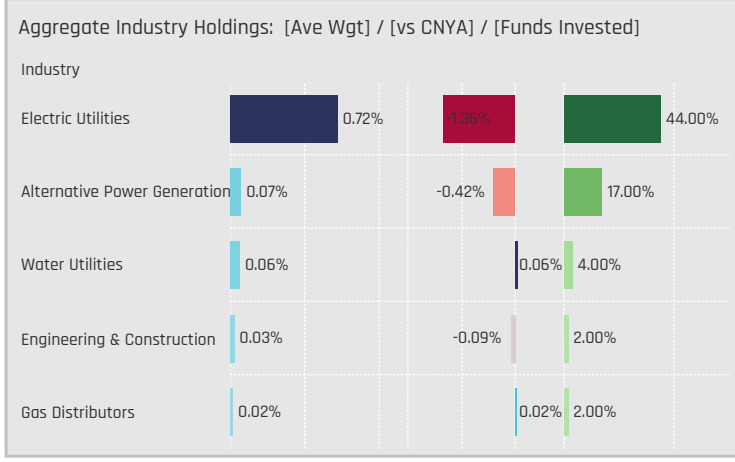


Aggregate Stock Holdings Data, Ranked by Most Widely Held.

Ticker	Stock Name	Funds Invested %	Average Weight	Vs Benchmark	Fund AUM, \$
600900-CN	China Yangtze Power Co., Ltd...	22.00%	0.37%	-0.81%	\$336M
301046-CN	Shanghai Nenghui Technolog..	12.00%	0.00%	0.00%	\$0M
000301-CN	Jiangsu Eastern Shenghong ..	6.00%	0.03%	-0.13%	\$43M
689009-CN	Ninebot Limited CDR Class A	4.00%	0.07%	0.07%	\$124M
600011-CN	Huaneng Power International...	4.00%	0.04%	-0.14%	\$17M
836-HK	China Resources Power Holdi..	3.00%	0.02%	0.02%	\$6M
600905-CN	China Three Gorges Renewabl..	3.00%	0.04%	-0.37%	\$40M
600025-CN	Huaneng Lancang River Hydro..	3.00%	0.00%	0.00%	\$0M
000875-CN	Jilin Electric Power Co., Ltd. Cl..	3.00%	0.04%	0.04%	\$3M
000598-CN	Chengdu Xingrong Environme..	3.00%	0.01%	0.01%	\$1M
916-HK	China Longyuan Power Group..	2.00%	0.03%	0.03%	\$50M
603693-CN	Jiangsu New Energy Develop..	2.00%	0.00%	0.00%	\$1M
600886-CN	SDIC Power Holdings Co., Ltd. ..	2.00%	0.02%	0.02%	\$3M
600795-CN	GD Power Development Co., L..	2.00%	0.01%	-0.17%	\$6M
600027-CN	Huadian Power Internationl ..	2.00%	0.03%	-0.09%	\$14M

Top Stock Holdings, %

Fund Name	Ticker	Stock Name	Weight
BlackRock Global Funds - China A-Shar..	855-HK	China Water Affairs Gr..	5.34%
Morgan Stanley China A Share Fund	600900-CN	China Yangtze Power ..	4.33%
Orient China Advantage Flexible Mixed ..	689009-CN	Ninebot Limited CDR ..	3.45%
Jih Sun China Strategy A Share Fund	600900-CN	China Yangtze Power ..	3.15%
Eastspring Investments China Fund	000543-CN	An Hui Wenergy Co., L..	3.01%
SMTAM China A-Share SRI Mother Fund	600900-CN	China Yangtze Power ..	2.66%
United China A-Shares Innovation Fund	600027-CN	Huadian Power Intern..	2.54%
Man Funds Plc - Numeric China A Equity	600900-CN	China Yangtze Power ..	2.36%
Robeco Capital Gr. Fds. - Chinese A-Sh..	600900-CN	China Yangtze Power ..	2.35%
China AMC Leading Equity Fund	600452-CN	Chongqing Fuling Elec..	2.27%
Great Wall Made In China Flexible Hybr..	000875-CN	Jilin Electric Power Co..	2.17%
Robeco Capital Gr. Fds. - Chinese A-Sh..	600905-CN	China Three Gorges R..	2.11%
BNP Paribas Funds - China A-Shares	600900-CN	China Yangtze Power ..	2.11%
Schroder ISF - China A	689009-CN	Ninebot Limited CDR ..	2.02%
China Southern Tianyuan New Industry..	600011-CN	Huaneng Power Inter..	1.85%



Top Industry Holdings, %

Fund Name	Industry	Weight
BlackRock Global Funds - China A-Shar..	Water Utilities	5.34%
Morgan Stanley China A Share Fund	Electric Utilities	4.33%
Man Funds Plc - Numeric China A Equity	Electric Utilities	4.02%
China AMC Leading Equity Fund	Electric Utilities	3.48%
Orient China Advantage Flexible Mixed ..	Electric Utilities	3.45%
Jih Sun China Strategy A Share Fund	Electric Utilities	3.15%
Mega China A Share Equity Fund	Electric Utilities	3.07%
Eastspring Investments China Fund	Electric Utilities	3.01%
BlackRock Global Funds - China A-Shar..	Electric Utilities	2.87%
SMTAM China A-Share SRI Mother Fund	Electric Utilities	2.66%
China Southern Tianyuan New Industry..	Electric Utilities	2.58%
United China A-Shares Innovation Fund	Engineering & Construction	2.54%
Robeco Capital Gr. Fds. - Chinese A-Sh..	Electric Utilities	2.35%
Great Wall Made In China Flexible Hybr..	Electric Utilities	2.17%
Robeco Capital Gr. Fds. - Chinese A-Sh..	Alternative Power Generation	2.11%

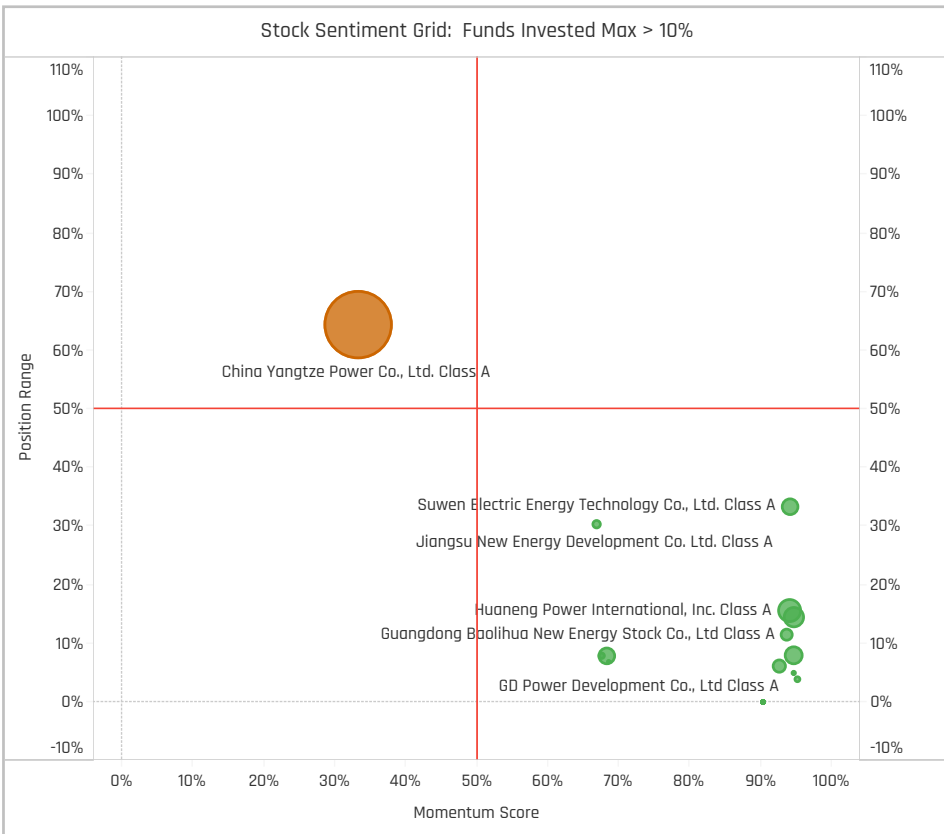
Top Stock Holdings, \$

Fund Name	Ticker	Stock Name	Value
JPMorgan Funds - China A-Share Oppo..	600900-..	China Yangtze Power Co..	\$113M
Schroder ISF - China A	689009-..	Ninebot Limited CDR Cla..	\$94M
Allianz Global Investors Fund - China A-	600900-..	China Yangtze Power Co..	\$89M
JPMorgan Funds - China A-Share Oppo..	916-HK	China Longyuan Power ..	\$49M
iShares IV Plc - MSCI China A UCITS ETF	600900-..	China Yangtze Power Co..	\$35M
Allianz Global Investors Fund - China A-	000301-C..	Jiangsu Eastern Shengh..	\$33M
Robeco Capital Gr. Fds. - Chinese A-Sh..	600900-..	China Yangtze Power Co..	\$25M
Robeco Capital Gr. Fds. - Chinese A-Sh..	600905-..	China Three Gorges Ren..	\$22M
Orient China Advantage Flexible Mixed ..	689009-..	Ninebot Limited CDR Cla..	\$20M
Morgan Stanley China A Share Fund	600900-..	China Yangtze Power Co..	\$18M
China Universal Value Selection Hybrid ..	600900-..	China Yangtze Power Co..	\$15M
Goldman Sachs China A-Share Equity P..	600900-..	China Yangtze Power Co..	\$12M
iShares IV Plc - MSCI China A UCITS ETF	600905-..	China Three Gorges Ren..	\$12M
United China A-Shares Innovation Fund	600027-C..	Huadian Power Internati..	\$11M
Eurizon Fund - Equity China A	600900-..	China Yangtze Power Co..	\$8M

Largest Changes in Fund Weight, %

Fund Name	New or C..	Change
United China A-Shares Innovati..		0.86%
China AMC Leading Equity Fund		0.67%
HSBC GIF - China A-Shares Equit..		0.64%
Allianz International Investment..		0.43%
Allianz Global Investors Fund - C..		0.39%
BlackRock China A Opportunities..		0.38%
China Southern Tianyuan New I..		0.36%
AB SICAV I - China A Shares Equ..	Close	-0.85%
Schroder ISF - China A		-1.07%
East Capital - China A-Shares		-1.15%
BlackRock Global Funds - China ..		-1.42%
Orient China Advantage Flexible..		-1.73%
Robeco Capital Gr. Fds. - Chines..		-4.11%
Invesco Funds - China A-Share ..	Close	-5.81%

Ave Wgt Δ	Funds Invested Δ	Fund Flows, \$	Av Wgt vs CNYA Δ	Funds O/W % Δ
-0.19%	-2.00%	\$4M	0.12%	-3.00%



Aggregate Stock Holdings Changes

Ticker	Stock Name	Funds Invested % Δ	Average Weight Δ	Fund Flows, \$
000301-CN	Jiangsu Eastern Shenghong Co..	2.00%	0.01%	\$42M
601991-CN	Datang International Power G..	1.00%	0.00%	\$2M
600116-CN	Chongqing Three Gorges Wate..	1.00%	0.00%	\$0M
600025-CN	Huaneng Lancang River Hydro..	1.00%	0.00%	\$0M
000598-CN	Chengdu Xingrong Environmen..	1.00%	0.00%	\$1M
TSLXX1-US	Trina Solar Ltd. Sponsored ADR	0.00%	0.00%	
991-HK	Datang International Power G..	0.00%	0.00%	
000407-CN	Shandong Shengli Co., Ltd Cla..	0.00%	0.00%	
000040-CN	Tungshu Azure Renewable Ene..	0.00%	0.00%	
000037-CN	Shenzhen Nanshan Power Co,...	0.00%	0.00%	
000027-CN	Shenzhen Energy Group Co., Lt..	0.00%	0.00%	\$0M
600674-CN	Sichuan Chuantou Energy Co., ..	-1.00%	-0.04%	\$0M
600900-CN	China Yangtze Power Co., Ltd. ..	-2.00%	-0.14%	(\$51M)
600905-CN	China Three Gorges Renewabl..	-2.00%	-0.01%	(\$2M)

Largest Fund Flows, \$

Fund Name	New or Cl..	Flow
Allianz Global Investors Fund - ..		\$29M
iShares IV Plc - MSCI China A U..		\$6M
Schroder ISF - China A		\$5M
Allianz International Investmen..		\$2M
BlackRock Global Funds - Syste..		\$1M
BlackRock Global Funds - China..		\$1M
HSBC GIF - China A-Shares Equi..		\$0M
Robeco Capital Gr. Fds. - QI Chi..		(\$1M)
Invesco Funds - China A-Share ..	Close	(\$1M)
East Capital - China A-Shares		(\$1M)
Goldman Sachs China A-Share ..		(\$2M)
Eurizon Fund - Equity China A		(\$2M)
JPMorgan Funds - China A-Sha..		(\$12M)
Robeco Capital Gr. Fds. - Chines..		(\$19M)

Largest Fund Level Changes in Stock Weight, %

Fund Name	Stock Name	New ..	Change
China AMC Leading Equity Fund	Chongqing Fuling Electric..		0.80%
United China A-Shares Innovation ..	Huadian Power Internati..		0.71%
HSBC GIF - China A-Shares Equity	China Yangtze Power Co,...		0.64%
Allianz International Investment F..	Jiangsu Eastern Shengh..	New	0.56%
Allianz Global Investors Fund - Chi..	Jiangsu Eastern Shengh..	New	0.53%
China AMC ChiNext 2 Year Regular..	Suwen Electric Energy Te..		0.33%
BlackRock Global Funds - China A..	China Water Affairs Grou..		0.25%
Robeco Capital Gr. Fds. - Chinese ..	China Three Gorges Rene..		-1.04%
Schroder ISF - China A	Ninebot Limited CDR Clas..		-1.07%
East Capital - China A-Shares	China Yangtze Power Co,...		-1.15%
Orient China Advantage Flexible M..	Ninebot Limited CDR Clas..		-1.73%
Invesco Funds - China A-Share Qu..	China Yangtze Power Co,...	Close	-3.00%
Robeco Capital Gr. Fds. - Chinese ..	China Yangtze Power Co,...		-3.06%
Invesco Funds - China A-Share Qu..	Sichuan Chuantou Energ..	Close	-5.82%

Industry Holding Changes: [Funds Invested Δ] / [Ave Wgt Δ] / Fund Flows, \$

Industry	Ave Wgt Δ	Funds Invested Δ	Fund Flows, \$
Water Utilities	1.00%	0.01%	\$2M
Gas Distributors	0.00%	0.00%	\$0M
Engineering & Construction	0.00%	0.01%	\$0M
Alternative Power Generation	-2.00%	-0.02%	\$7M
Electric Utilities	-2.00%	-0.19%	(\$5M)

Largest Changes in Fund Industry Weight, %

Fund Name	New o..	Industry	Change
United China A-Shares Innovation F..		Engineering & Construction	0.71%
China AMC Leading Equity Fund		Electric Utilities	0.67%
HSBC GIF - China A-Shares Equity		Electric Utilities	0.64%
Allianz International Investment Fu..		Electric Utilities	0.43%
Allianz Global Investors Fund - Chin..		Electric Utilities	0.39%
China AMC ChiNext 2 Year Regularly..		Electric Utilities	0.33%
China Southern Tianyuan New Indu..		Electric Utilities	0.32%
Robeco Capital Gr. Fds. - Chinese A-..		Alternative Power Generation	-1.04%
Schroder ISF - China A		Electric Utilities	-1.07%
East Capital - China A-Shares		Electric Utilities	-1.15%
BlackRock Global Funds - China A-S..		Electric Utilities	-1.68%
Orient China Advantage Flexible Mix..		Electric Utilities	-1.73%
Robeco Capital Gr. Fds. - Chinese A-..		Electric Utilities	-3.06%
Invesco Funds - China A-Share Quali..	Close	Electric Utilities	-5.81%

Largest Fund Level Stock Inflows/Outflows, \$

Fund Name	Stock Name	New..	Flow
Allianz Global Investors Fund - Chin..	Jiangsu Eastern Shengh..	New	\$39M
JPMorgan Funds - China A-Share O..	China Langyuan Power G..		\$9M
Schroder ISF - China A	Ninebot Limited CDR Clas..		\$5M
iShares IV Plc - MSCI China A UCITS..	China Yangtze Power Co,...		\$3M
iShares IV Plc - MSCI China A UCITS..	Shanghai Electric Power ..		\$2M
Allianz International Investment Fu..	Jiangsu Eastern Shengh..	New	\$2M
iShares IV Plc - MSCI China A UCITS..	Datang International Pa..		\$2M
Goldman Sachs China A-Share Equi..	China Yangtze Power Co,...		(\$2M)
Eurizon Fund - Equity China A	China Yangtze Power Co,...		(\$2M)
Robeco Capital Gr. Fds. - Chinese A..	China Three Gorges Rene..		(\$3M)
iShares IV Plc - MSCI China A UCITS..	SDIC Power Holdings Co,...		(\$5M)
Allianz Global Investors Fund - Chin..	China Yangtze Power Co,...		(\$10M)
Robeco Capital Gr. Fds. - Chinese A..	China Yangtze Power Co,...		(\$17M)
JPMorgan Funds - China A-Share O..	China Yangtze Power Co,...		(\$21M)

DISCLAIMER

This report is published by, and remains the copyright of, Copley Fund Research Limited. Unless otherwise agreed with Copley Fund Research Limited, this report may only be used by the permitted recipients and shall not be provided to any third parties. Receipt of this report should not be taken as permission to reproduce, copy or use any of the charts or data in internal or external presentations. To do so requires separate permission from Copley Fund Research Limited.

Copley Fund Research Limited uses reasonable efforts to obtain information from reliable sources, but all Publications are provided on an "as is" basis without representation or warranty of any kind (neither express nor implied) and Copley Fund Research disclaims liability for any Publication not being complete, accurate, suitable and relevant for the recipient.

The comments in this publication are for general information purposes only and do not constitute personalised financial advice. No consideration has been taken of your personal financial situation or investment goals in preparing this publication and the distribution of this publication is not a personalised service under the Financial Advisers Act 2008. If you wish to receive personalised financial advice, please contact your Investment Advisor.

Further, nothing in this report shall constitute or be deemed to constitute investment advice or a recommendation or an offer or solicitation and is not the basis for any contract to purchase or sell any security or other instrument. Should you undertake any such activity based on information contained in this report, you do so entirely at your own risk and Copley Fund Research shall have no liability whatsoever for any loss, damage, costs or expenses incurred or suffered by you as a result.

For US Investors this report is solely for Institutional use – not for public distribution.

For Canadian investors this report is solely for use by accredited investors.

