



Asia Ex-Japan Equity
Active Fund Ownership Report
1/31/2023

Asia Ex-Japan Equity Active Fund Ownership Report

1/31/2023

Introduction

In this data report, we analyse the holdings of actively managed Asia Ex-Japan Equity Funds. The current fund sample spans 89 funds with a combined AUM of \$60.19Bn. The majority of strategies benchmark the MSCI All Country Asia Ex-Japan Index

We analyse the latest published filings for all funds and aggregate together as of 1/31/2023. We show the most recent snapshot in positioning, time series data going back to 7/31/2011 and recent allocation shifts by the managers in our analysis.

Relative benchmark positioning is measured against the iShares Tr. - MSCI All Country Asia ex-Japan ETF (AAXJ) - proportionally adjusted to remove any cash holdings to better replicate the index.

All Cash Flow calculations are on a best estimates basis. We use monthly position changes and month end prices to estimate the net buying and selling value for each stock within each fund in our analysis.

Contents

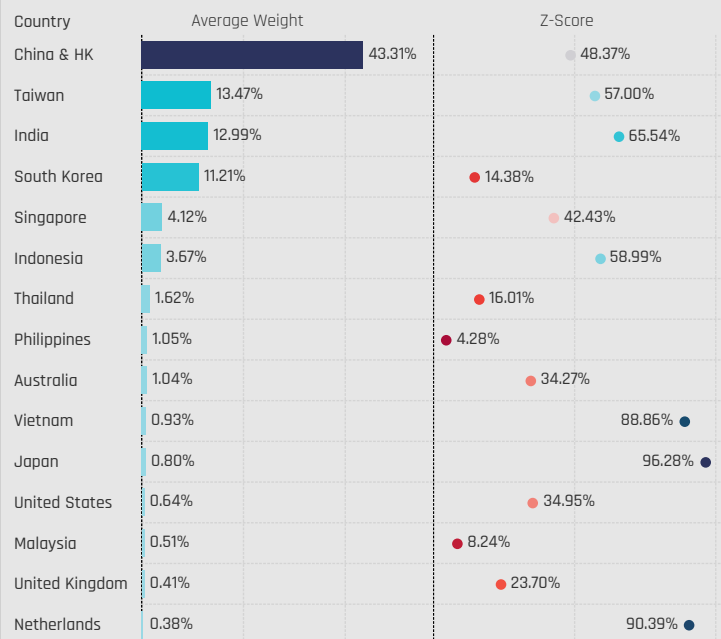
Country Allocations	3
Sector Group Allocations	9
Sector Allocations	13
Country / Sector Allocations	19
Stock Allocations	25
Sector Profiles	29
Country Profiles	52

Country Allocations

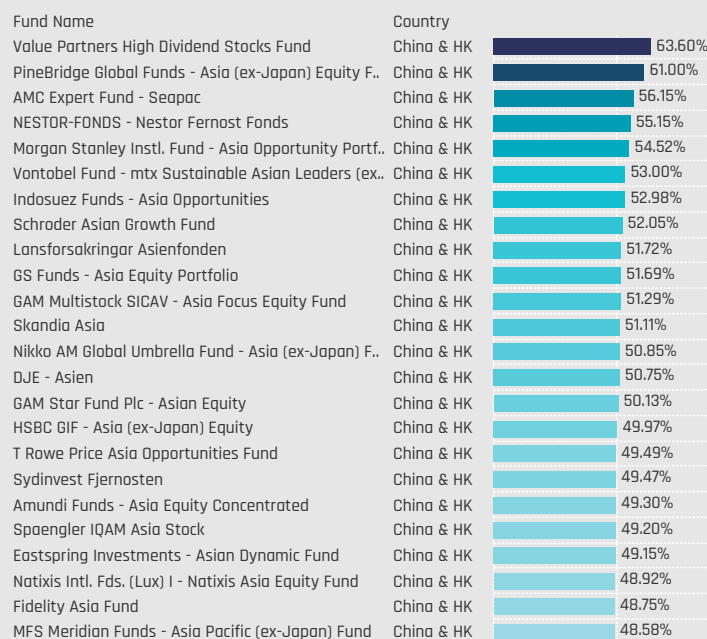


Country Allocations

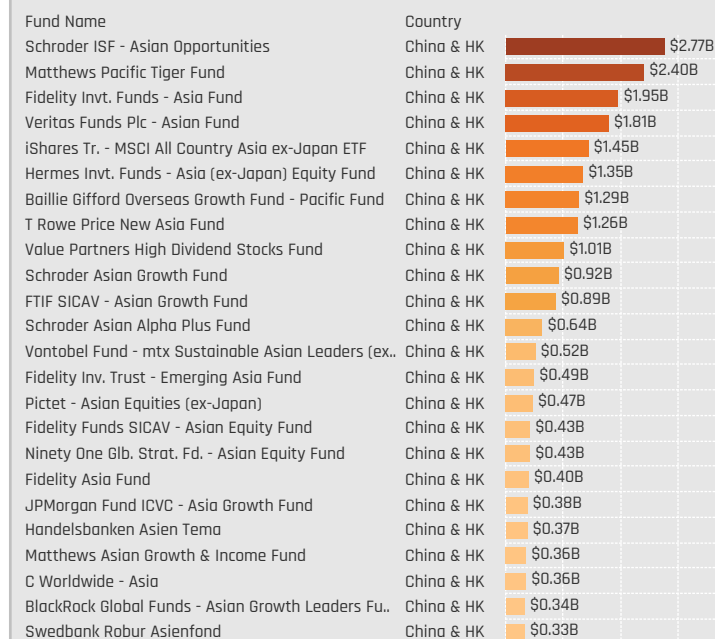
Major Countries: Average Fund Weights / Z-Score (7/31/2011 - Present)



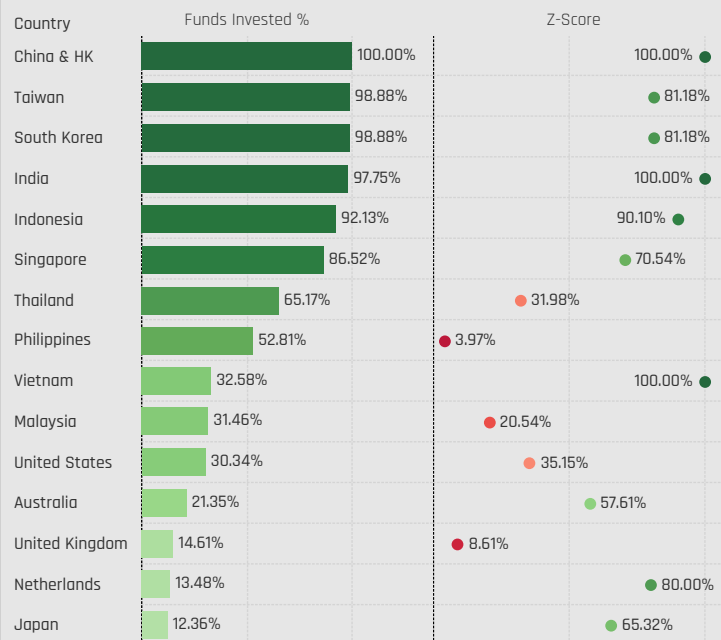
Largest Fund Country Weights, % [China & HK]



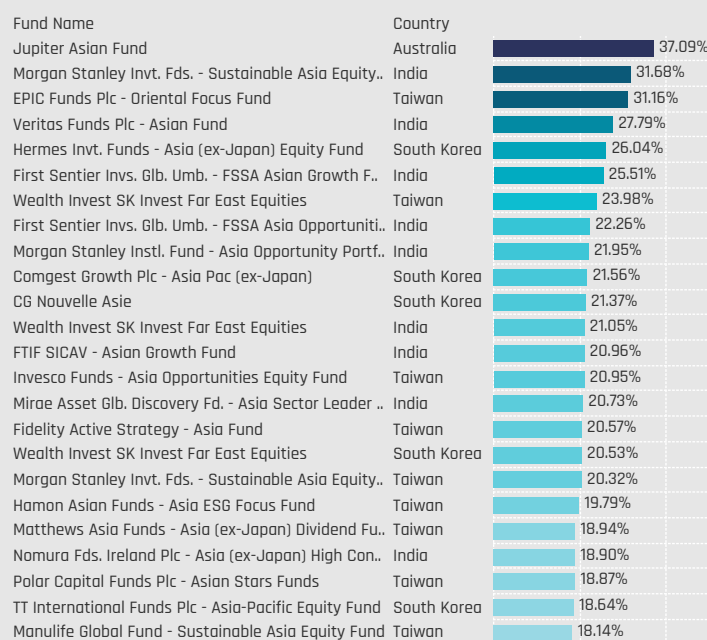
Largest Fund Country AUM, \$ [China & HK]



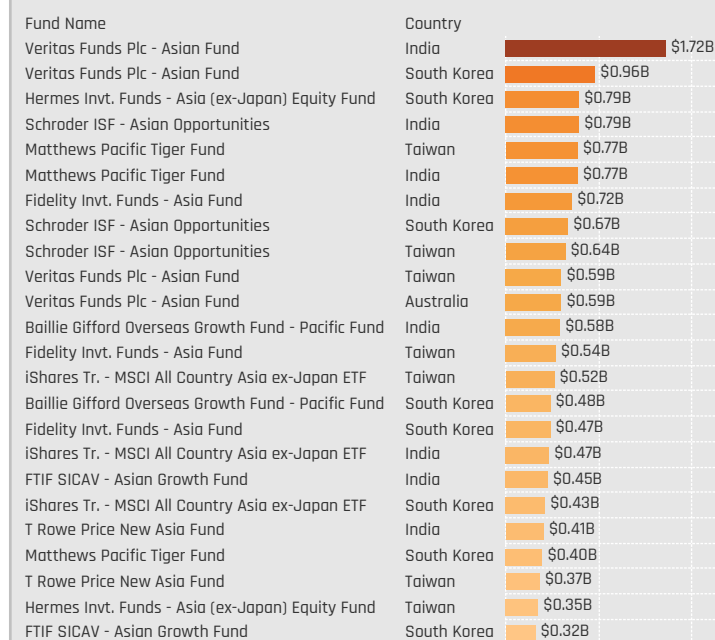
Major Countries: Funds Invested %



Largest Fund Country Weights, % [Ex-China & HK]

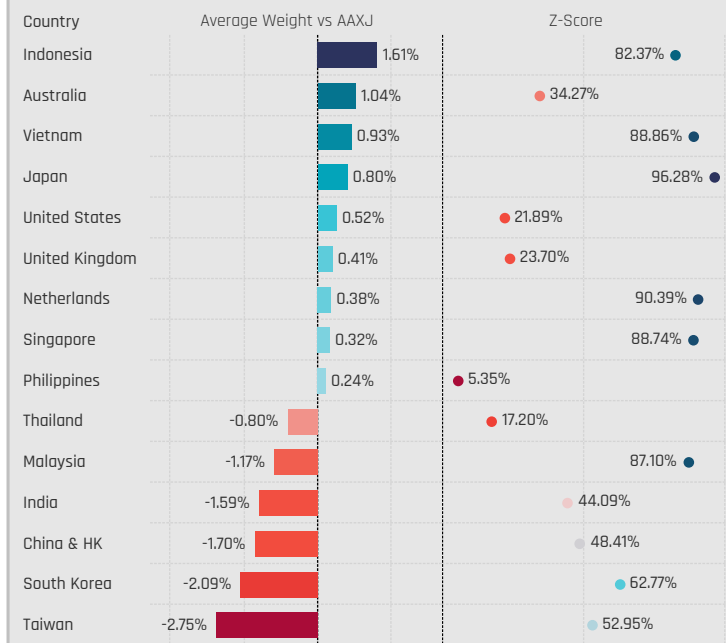


Largest Fund Country AUM, \$ [Ex-China & HK]

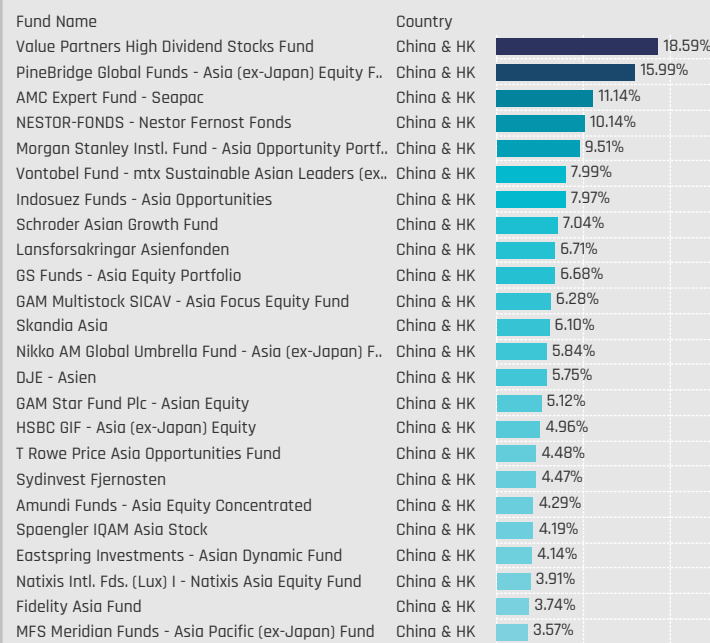


Country Allocations Relative to Benchmark

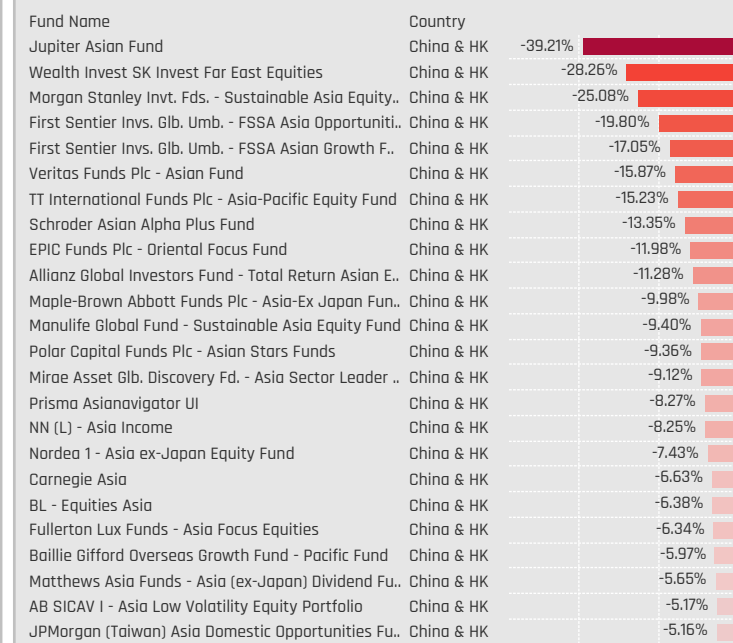
Major Countries: Average Weight vs AAXJ / Z-Score (7/31/2011 - Present)



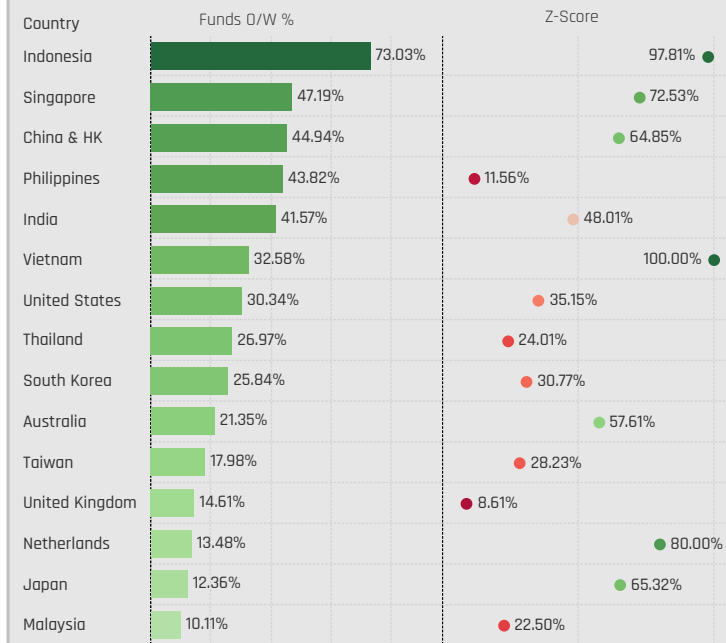
Largest Fund Country Overweights, % [China & HK]



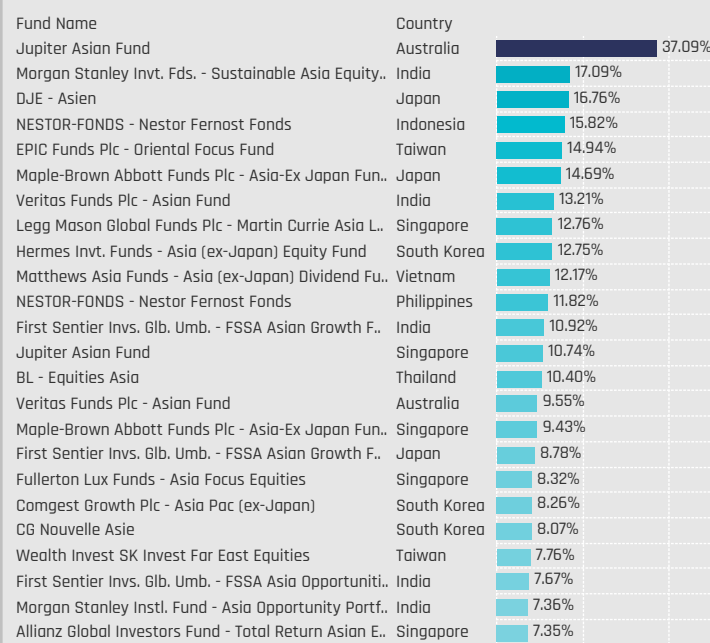
Largest Fund Country Underweights, % [China & HK]



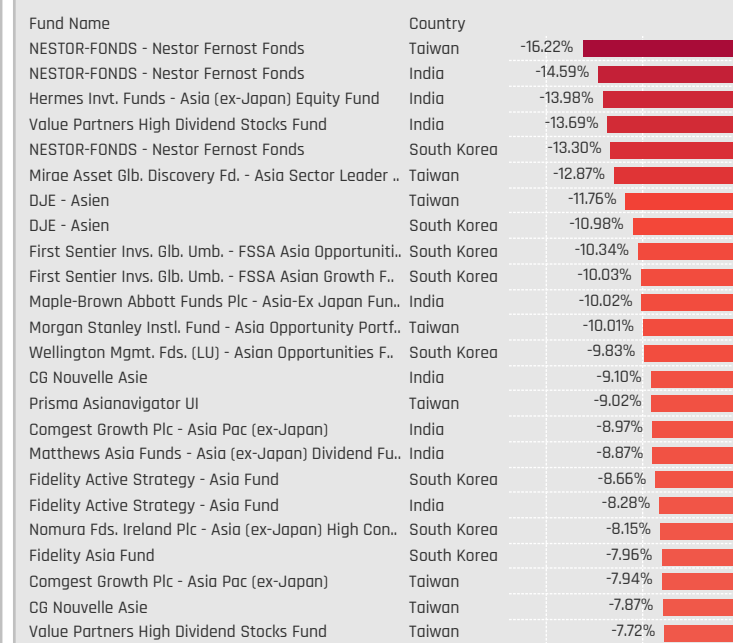
Major Countries: Funds Overweight % / Z-Score (7/31/2011 - Present)



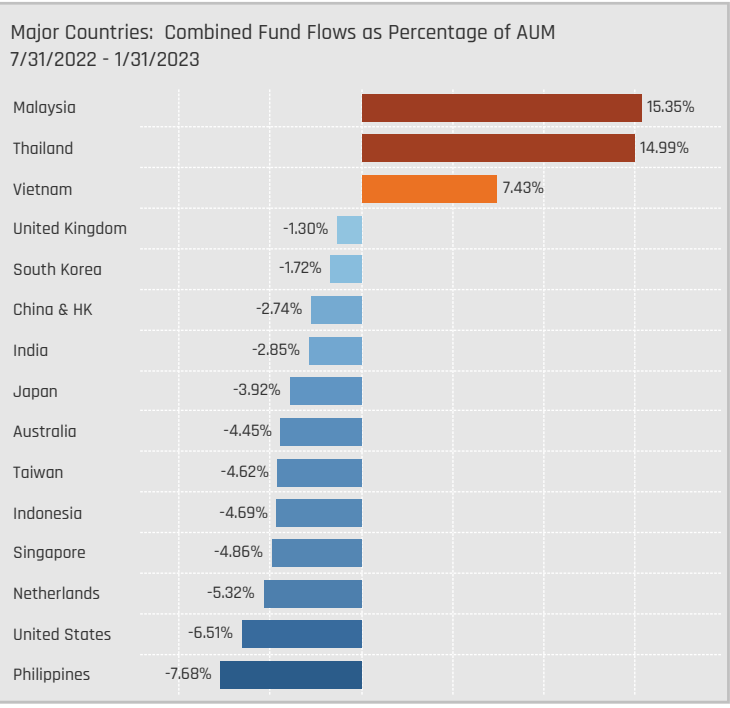
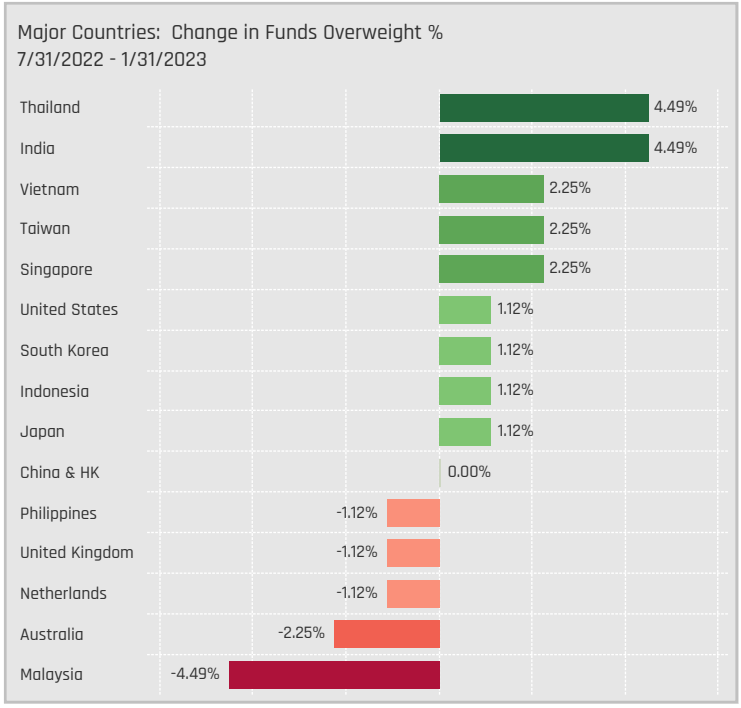
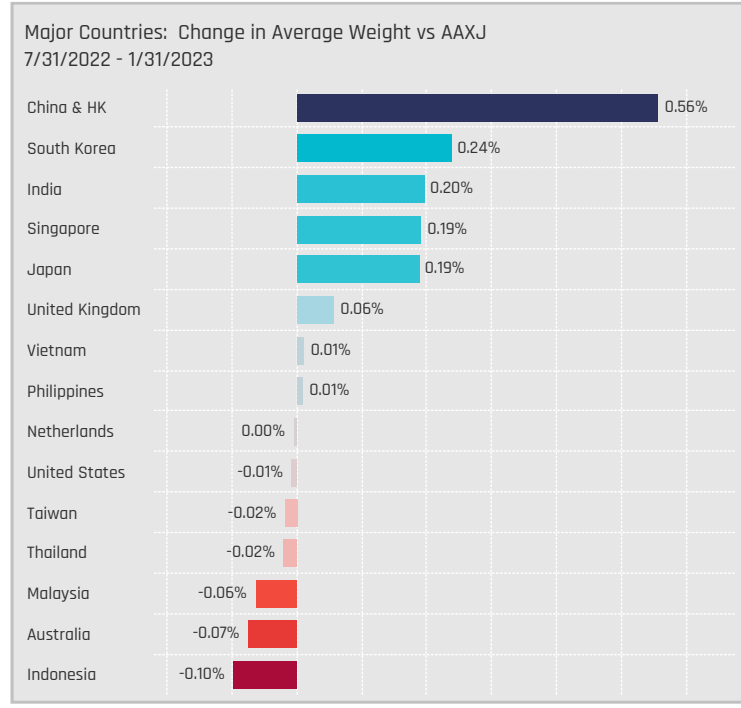
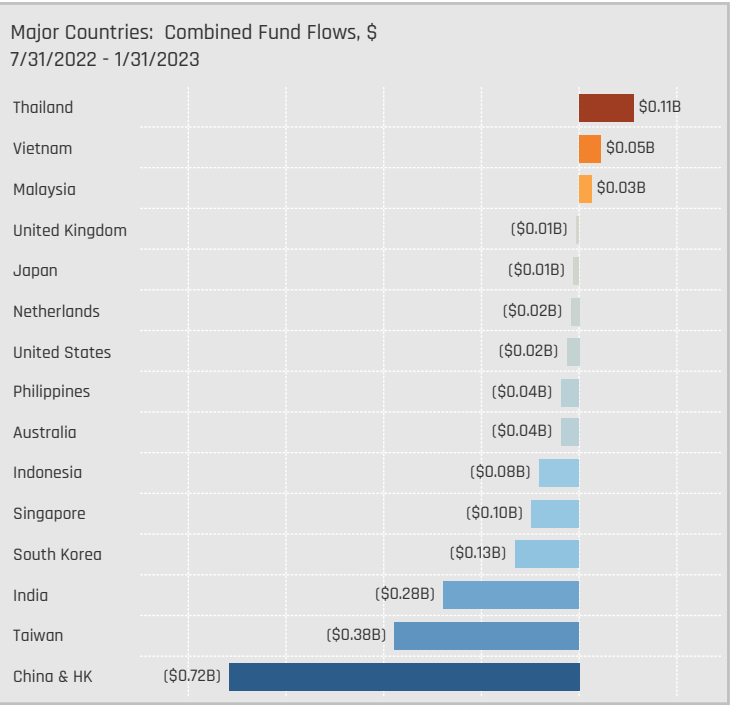
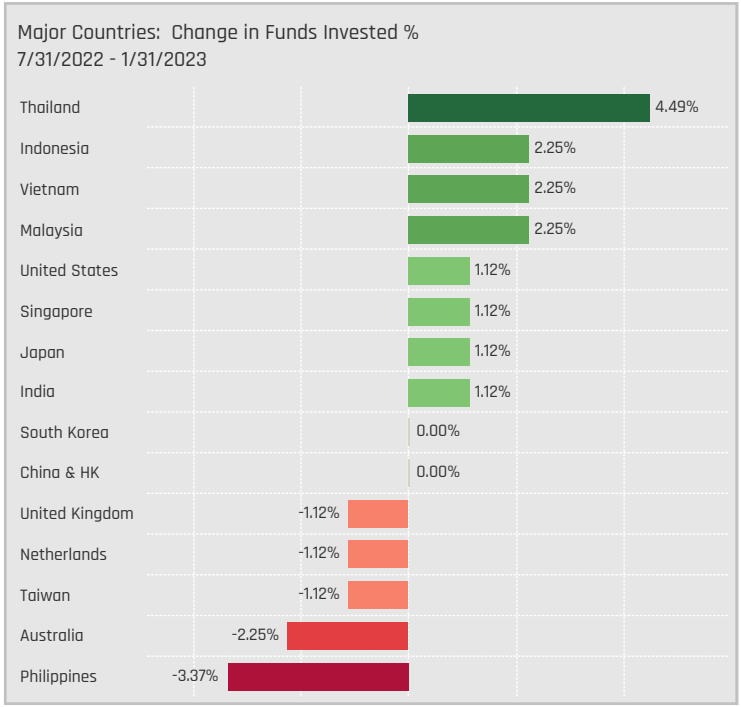
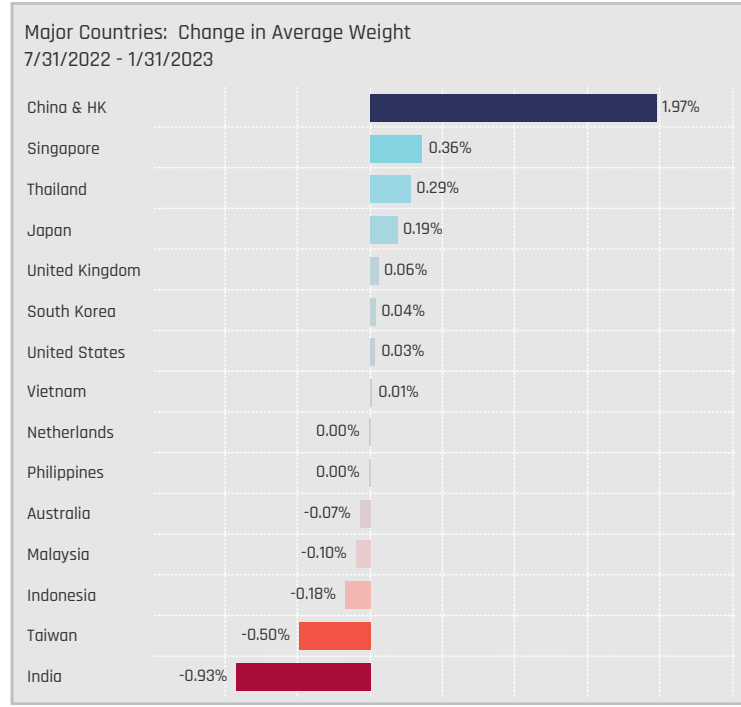
Largest Fund Country Overweights, % [Ex-China & HK]



Largest Fund Country Underweights, % [Ex-China & HK]



Country Allocation Changes [Aggregate]



Country Allocation Changes [Fund Level]

Largest Changes in Country Weight, % [China & HK], 7/31/2022 - 1/31/2023

Fund Name	New or Closed	Country	Fund Weight, %	Weight Change, %
Fullerton Lux Funds - Asia Focus Equities		China & HK	38.67%	11.32%
NESTOR-FONDS - Nestor Fernost Fonds		China & HK	55.15%	11.23%
Matthews Asia Funds - Asia (ex-Japan) Dividen..		China & HK	39.35%	10.71%
BlackRock Global Funds - Asian Growth Leaders..		China & HK	44.32%	10.69%
HSBC GIF - Asia (ex-Japan) Equity		China & HK	49.97%	7.53%
Swedbank Robur Asienfond		China & HK	46.84%	7.16%
Fidelity Active Strategy - Asia Fund		China & HK	43.75%	6.50%
Spaengler IQAM Asia Stack		China & HK	49.20%	6.46%
Syinvest Fjernosten		China & HK	49.47%	6.35%
GS Funds - Asia Equity Portfolio		China & HK	51.59%	6.07%
Skandia Asia		China & HK	51.11%	5.08%
GAM Star Fund Plc - Asian Equity		China & HK	50.13%	5.02%
AMC Expert Fund - Seapac		China & HK	56.15%	-0.76%
T. Rowe Price Funds SICAV - Asian ex-Japan Eq...		China & HK	43.43%	-0.83%
RBC Funds (Lux) - Asia ex-Japan Equity Fund		China & HK	40.68%	-1.10%
Manulife Global Fund - Sustainable Asia Equity ..		China & HK	35.60%	-1.21%
FTIF SICAV - Asian Growth Fund		China & HK	41.05%	-1.47%
Nordea 1 - Asia ex-Japan Equity Fund		China & HK	37.58%	-1.48%
BL - Equities Asia		China & HK	38.53%	-1.82%
Hamon Asian Funds - Asia ESG Focus Fund		China & HK	42.94%	-1.85%
LO Funds - Asia High Conviction		China & HK	44.54%	-2.04%
Fidelity Funds SICAV - Asian Equity Fund		China & HK	40.65%	-2.67%
Allianz Global Investors Fund - Total Return Asi..		China & HK	33.73%	-3.81%
Maple-Brown Abbott Funds Plc - Asia-Ex Japan ..		China & HK	35.03%	-17.12%

Largest Country Level Fund Flows, \$, [China & HK] 7/31/2022 - 1/31/2023

Fund Name	New or Closed	Country	Fund AUM, \$	Fund Flows, \$
Matthews Asia Funds - Asia (ex-Japan) Dividen..		China & HK	\$204M	\$133.3M
Swedbank Robur Asienfond		China & HK	\$333M	\$119.1M
Eastspring Investments - Asian Dynamic Fund		China & HK	\$109M	\$56.8M
BlackRock Global Funds - Asian Growth Leaders..		China & HK	\$341M	\$28.5M
Hermes Invt. Funds - Asia (ex-Japan) Equity Fu..		China & HK	\$1,350M	\$28.1M
Fidelity Invt. Funds - Asia Fund		China & HK	\$1,954M	\$24.9M
Fullerton Lux Funds - Asia Focus Equities		China & HK	\$82M	\$20.9M
HSBC GIF - Asia (ex-Japan) Equity		China & HK	\$228M	\$12.6M
Syinvest Fjernosten		China & HK	\$146M	\$10.7M
Polar Capital Funds Plc - Asian Stars Funds		China & HK	\$53M	\$8.2M
Skandia Asia		China & HK	\$156M	\$4.3M
Fidelity Asia Fund		China & HK	\$404M	\$3.9M
Allianz Global Investors Fund - Total Return Asi..		China & HK	\$127M	(\$26.8M)
T. Rowe Price Funds SICAV - Asian ex-Japan Eq...		China & HK	\$286M	(\$28.5M)
Fidelity Funds SICAV - Asian Equity Fund		China & HK	\$435M	(\$31.5M)
LO Funds - Asia High Conviction		China & HK	\$284M	(\$57.1M)
AB FCP I - Asia (ex-Japan) Equity Portfolio		China & HK	\$153M	(\$66.2M)
Vontobel Fund - mtx Sustainable Asian Leaders..		China & HK	\$525M	(\$71.5M)
Fidelity Inv. Trust - Emerging Asia Fund		China & HK	\$486M	(\$75.2M)
iShares Tr. - MSCI All Country Asia ex-Japan ETF		China & HK	\$1,451M	(\$85.7M)
FTIF SICAV - Asian Growth Fund		China & HK	\$885M	(\$92.8M)
JPMorgan Fund ICVC - Asia Growth Fund		China & HK	\$378M	(\$128.8M)
T Rowe Price New Asia Fund		China & HK	\$1,263M	(\$133.1M)
Schroder ISF - Asian Opportunities		China & HK	\$2,772M	(\$139.3M)

Largest Changes in Country Weight, % [Ex-China & HK], 7/31/2022 - 1/31/2023

Fund Name	New or Closed	Country	Fund Weight, %	Weight Change, %
Maple-Brown Abbott Funds Plc - Asia-Ex Japan ..	New	Japan	14.69%	14.69%
Maple-Brown Abbott Funds Plc - Asia-Ex Japan ..		Singapore	13.23%	11.46%
Maple-Brown Abbott Funds Plc - Asia-Ex Japan ..		Taiwan	11.55%	8.64%
Matthews Asia Funds - Asia (ex-Japan) Dividen..	New	India	5.71%	5.71%
NESTOR-FONDS - Nestor Fernost Fonds		Singapore	5.68%	5.01%
Matthews Asia Funds - Asia (ex-Japan) Dividen..		Vietnam	12.17%	4.83%
Carnegie Asia	New	Singapore	4.78%	4.78%
Prisma Asianavigator UI		South Korea	12.72%	4.25%
Syinvest Fjernosten		South Korea	13.52%	4.09%
Eastspring Investments - Asian Dynamic Fund	New	Thailand	3.96%	3.96%
Prisma Asianavigator UI		India	8.52%	3.62%
Matthews Pacific Tiger Fund	New	Thailand	3.58%	3.58%
Syinvest Fjernosten		India	11.04%	-4.40%
HSBC GIF - Asia (ex-Japan) Equity		India	9.54%	-4.51%
Natixis Intl. Fds. (Lux) I - Natixis Asia Equity Fund		India	16.23%	-4.54%
Matthews Asia Funds - Asia (ex-Japan) Dividen..		Singapore	1.23%	-5.26%
Ninety One Glb. Strat. Fd. - Asian Equity Fund		Taiwan	10.52%	-5.27%
Fullerton Lux Funds - Asia Focus Equities		India	17.80%	-5.91%
Maple-Brown Abbott Funds Plc - Asia-Ex Japan ..		South Korea	6.98%	-6.08%
Spaengler IQAM Asia Stack		Taiwan	9.57%	-6.28%
Invesco Funds - Asia Opportunities Equity Fund		South Korea	7.05%	-6.53%
NESTOR-FONDS - Nestor Fernost Fonds		Indonesia	17.88%	-7.41%
Maple-Brown Abbott Funds Plc - Asia-Ex Japan ..		India	4.56%	-8.82%
Matthews Asia Funds - Asia (ex-Japan) Dividen..		Malaysia	3.48%	-9.88%

Largest Country Level Fund Flows, \$, [Ex-China & HK] 7/31/2022 - 1/31/2023

Fund Name	New or Closed	Country	Fund AUM, \$	Fund Flows, \$
Matthews Pacific Tiger Fund	New	Thailand	\$179M	\$145.8M
Hermes Invt. Funds - Asia (ex-Japan) Equity Fu..		South Korea	\$791M	\$86.6M
Matthews Asia Funds - Asia (ex-Japan) Dividen..		Taiwan	\$98M	\$62.6M
Matthews Asia Funds - Asia (ex-Japan) Dividen..		Vietnam	\$63M	\$52.7M
T Rowe Price New Asia Fund		South Korea	\$270M	\$51.7M
FTIF SICAV - Asian Growth Fund		India	\$452M	\$36.5M
Swedbank Robur Asienfond		Taiwan	\$105M	\$33.4M
Matthews Asia Funds - Asia (ex-Japan) Dividen..	New	India	\$30M	\$31.5M
T Rowe Price New Asia Fund	New	Malaysia	\$27M	\$26.9M
Swedbank Robur Asienfond		South Korea	\$81M	\$26.6M
Fidelity Funds SICAV - Asian Equity Fund		Taiwan	\$121M	\$25.5M
Matthews Asia Funds - Asia (ex-Japan) Dividen..		South Korea	\$47M	\$25.1M
Schroder ISF - Asian Opportunities		South Korea	\$669M	(\$39.0M)
iShares Tr. - MSCI All Country Asia ex-Japan ETF		Taiwan	\$523M	(\$39.3M)
BlackRock Global Funds - Asian Growth Leaders..		Taiwan	\$99M	(\$40.0M)
Matthews Pacific Tiger Fund		Taiwan	\$767M	(\$46.3M)
T Rowe Price New Asia Fund		Taiwan	\$366M	(\$46.7M)
Ninety One Glb. Strat. Fd. - Asian Equity Fund		Taiwan	\$98M	(\$50.7M)
Schroder ISF - Asian Opportunities		India	\$791M	(\$51.5M)
JPMorgan Fund ICVC - Asia Growth Fund		Indonesia	\$43M	(\$52.6M)
JPMorgan Fund ICVC - Asia Growth Fund		Taiwan	\$117M	(\$54.2M)
Matthews Pacific Tiger Fund		Singapore	\$96M	(\$72.1M)
Fidelity Invt. Funds - Asia Fund		India	\$716M	(\$73.3M)
Matthews Pacific Tiger Fund		South Korea	\$397M	(\$81.8M)

Country Sentiment Grid

We combine the latest Country positioning, long-term positioning and short-term fund activity in the 'Sentiment Grid', below. The Y-Axis measures where today's ownership levels in each Country sit relative to the long-term range. We calculate the Z-Score of today's average weight, funds invested % and funds o/w %, relative to all monthly observations in our fund history (going back to 7/31/2011). A figure close to 100% would indicate today's positioning is close to its maximum ever level, a figure close to zero, the lowest. The X-axis provides a measure of short-term fund activity, or 'Momentum', by looking at the changes in average weight, funds invested % and funds o/w % between 7/31/2022 and 1/31/2023, relative to each Country. A figure above 50% means a Country has seen relative increases in ownership, a figure below 50% indicates a relative decrease in positioning. The size of the bubble represents the average weight of each Country.



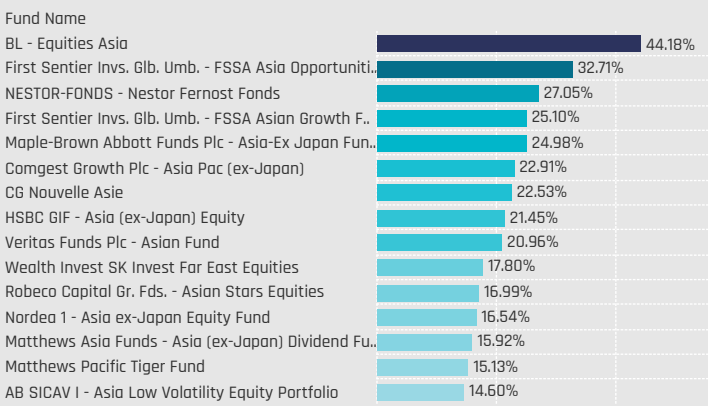
Position Range: Average of:
Z-Score Average Weight vs history
Z-Score Funds Invested % vs history
Z-Score Funds O/W % vs history

Momentum Score: Average of:
Change in Average Weight (Percentile vs Peers)
Change in Funds Invested % (Percentile vs Peers)
Change in Funds O/W % (Percentile vs Peers)

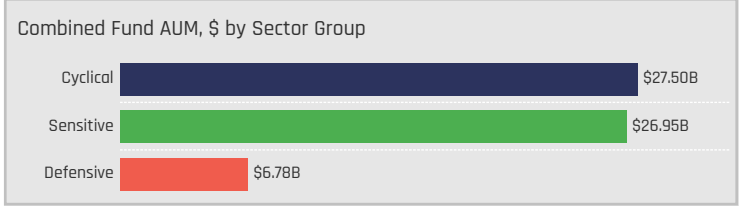
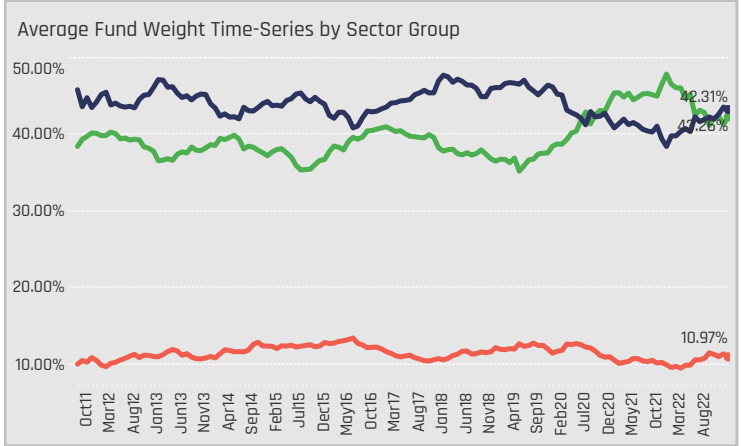
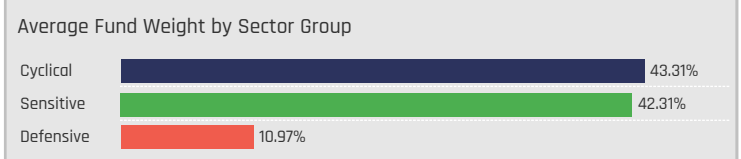
Sector Group Allocations

Sector Group Allocations

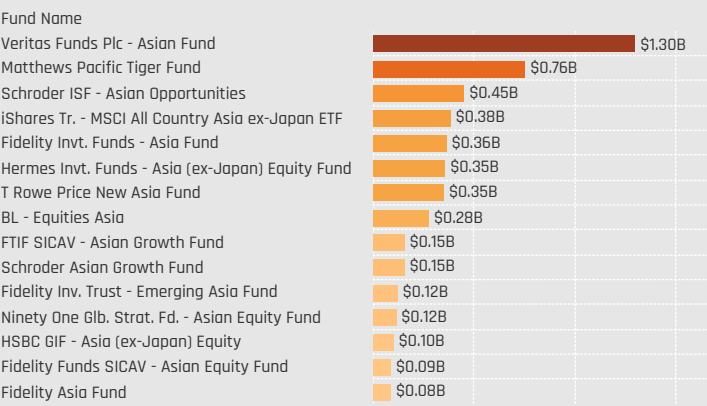
Defensive: Largest Fund Weights, %



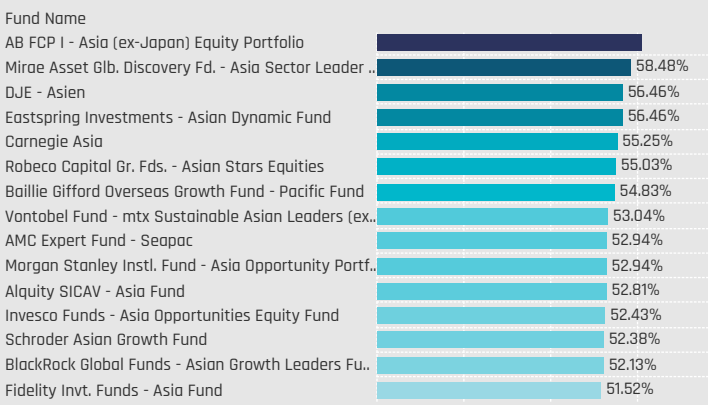
Defensives: Consumer Staples, Health Care, Utilities
 Cyclical: Consumer Discretionary, Financials, Materials, Real Estate
 Sensitive: Communication Services, Energy, Industrials, Information Technology



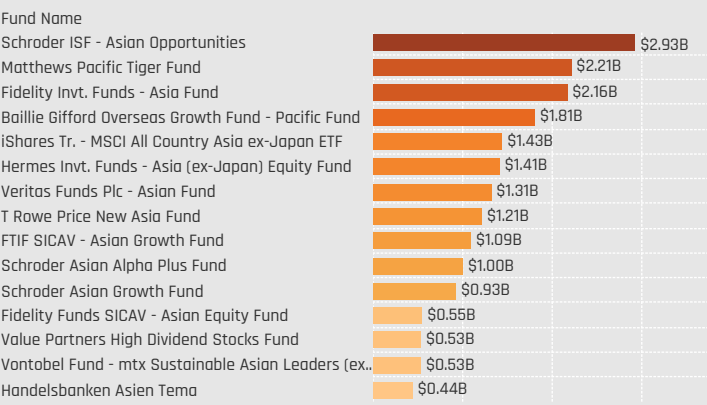
Defensive: Largest Fund AUM, \$



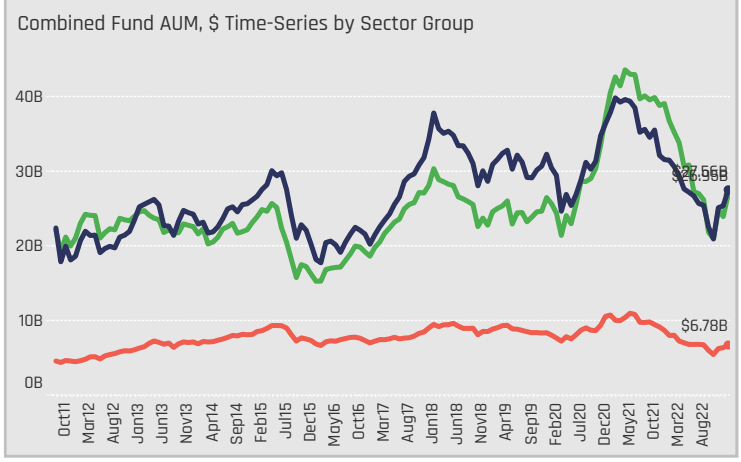
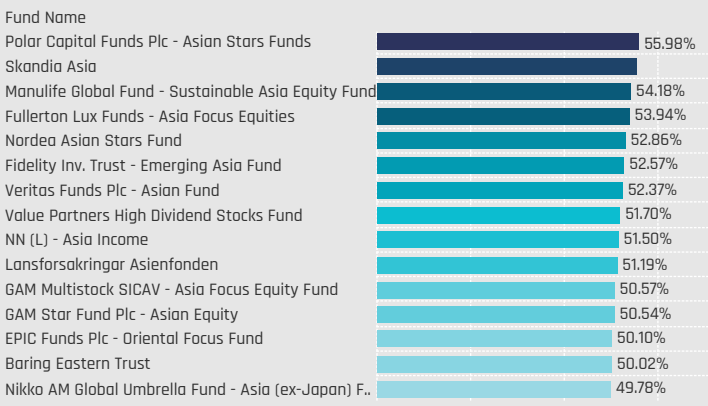
Cyclical: Largest Fund Weights, %



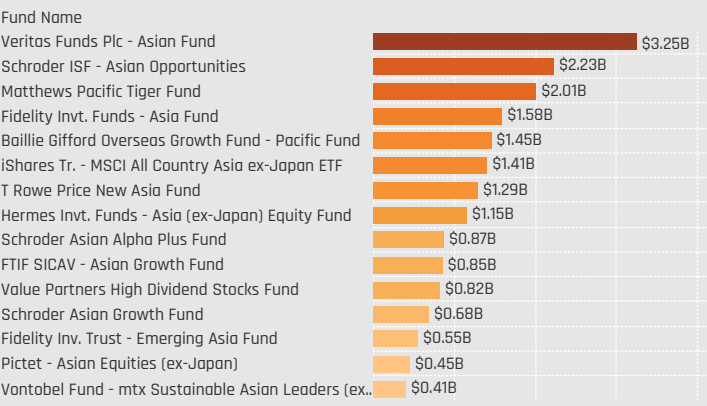
Cyclical: Largest Fund AUM, \$



Sensitive: Largest Fund Weights, %

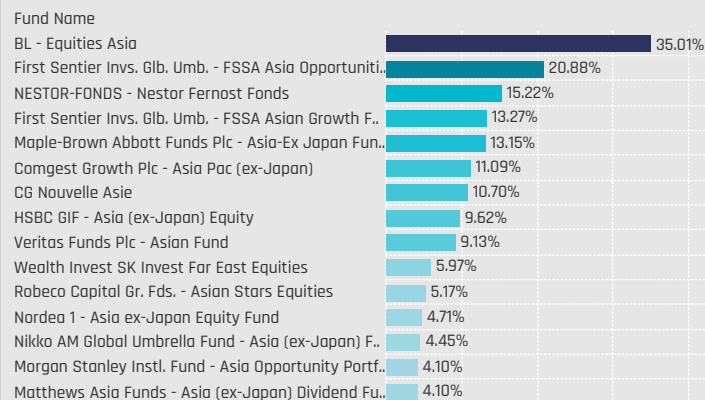


Sensitive: Largest Fund AUM, \$

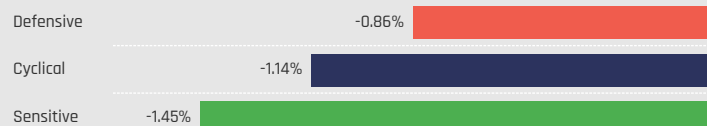


Sector Group Allocations Relative to Benchmark

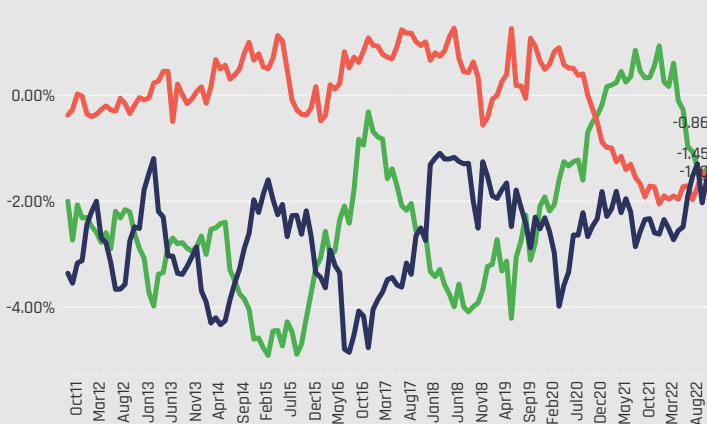
Defensive: Largest Overweight Allocations, %



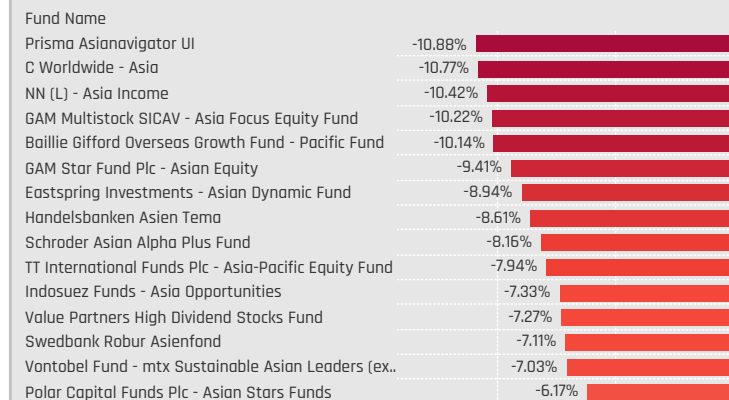
Average Fund Weight vs AAXJ by Sector Group



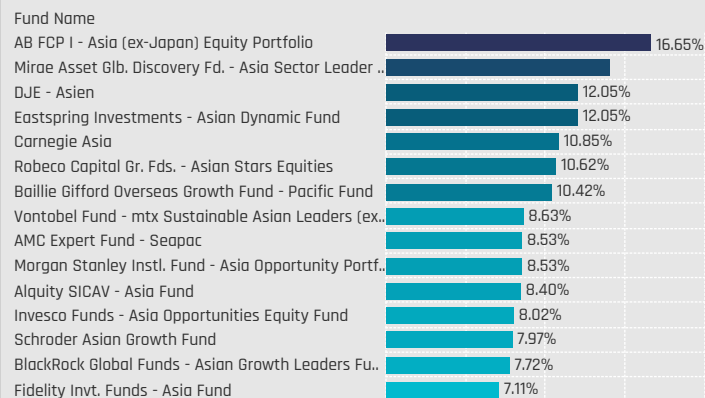
Average Fund Weight vs AAXJ Time-Series by Sector Group




Defensive: Largest Underweight Allocations, %



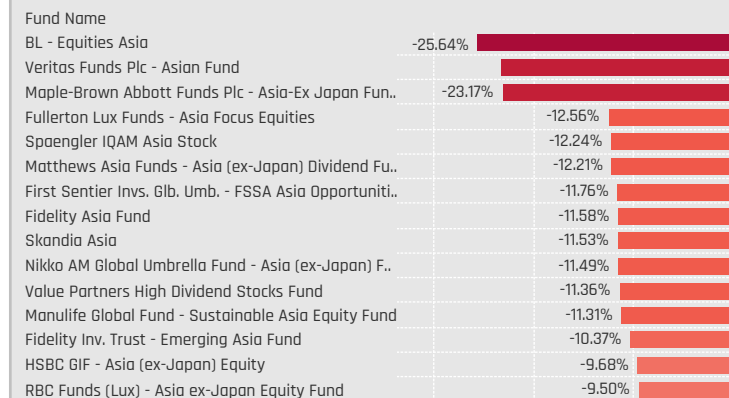
Cyclical: Largest Overweight Allocations, %



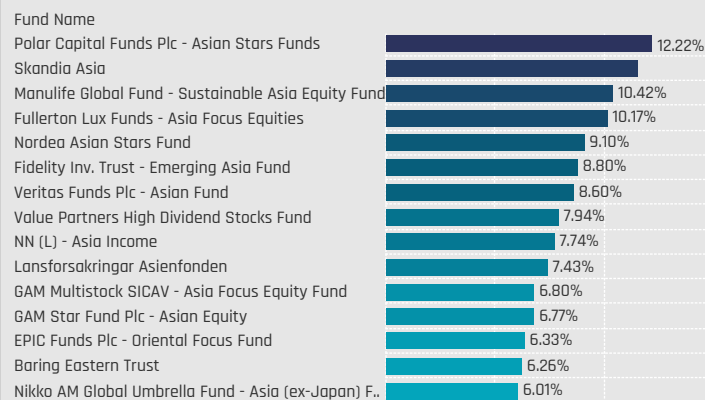
Percentage of Funds Overweight the AAXJ by Sector Group



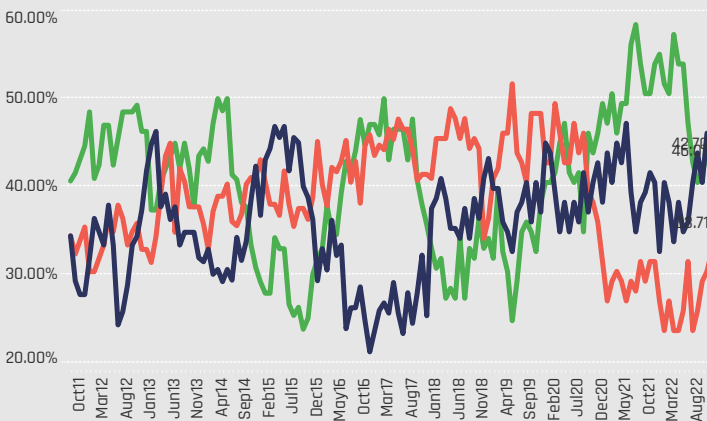
Cyclical: Largest Underweight Allocations, %



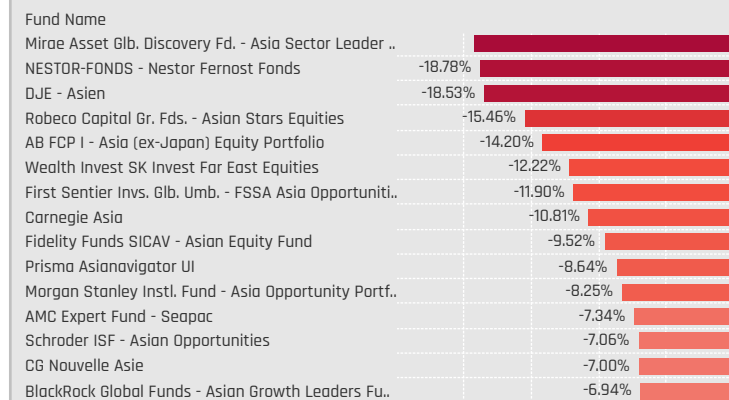
Sensitive: Largest Overweight Allocations, %



Percentage of Funds Overweight the AAXJ Time-Series by Sector Group



Sensitive: Largest Underweight Allocations, %



Sector Group Allocation Changes [Fund Level]

Defensives: Largest Changes in Fund Weight, %. 7/31/2022 - 1/31/2023

Fund Name	New or Closed	Fund Weight, %	Weight Change, %
Maple-Brown Abbott Funds Plc - Asia-Ex Japan Fund		24.98%	12.84%
Matthews Asia Funds - Asia (ex-Japan) Dividend Fund		15.92%	9.26%
NESTOR-FONDS - Nestor Fernost Funds		27.05%	6.16%
Robeco Capital Gr. Fds. - Asian Stars Equities		16.99%	4.81%
Nomura Fds. Ireland Plc - Asia (ex-Japan) High Conviction		13.81%	4.08%
PineBridge Global Funds - Asia (ex-Japan) Equity Fund		10.07%	3.45%
Mirae Asset Glb. Discovery Fd. - Asia Sector Leader Equity Fd.		12.80%	3.28%
Skandia Asia		10.09%	-2.28%
Natixis Intl. Fds. (Lux) I - Natixis Asia Equity Fund		11.34%	-2.82%
T Rowe Price New Asia Fund		11.99%	-3.37%
T. Rowe Price Funds SICAV - Asian ex-Japan Eq. Fund		12.02%	-3.38%
DJE - Asien		11.32%	-3.55%
AB FCP I - Asia (ex-Japan) Equity Portfolio		7.97%	-4.46%
GAM Star Fund Plc - Asian Equity		2.41%	-4.68%

Defensives: Largest Fund Flows, \$. 7/31/2022 - 1/31/2023

Fund Name	New or Closed	Fund AUM, \$	Fund Flows, \$
Matthews Asia Funds - Asia (ex-Japan) Dividend Fund		\$83M	\$63.3M
Hermes Inv. Funds - Asia (ex-Japan) Equity Fund		\$354M	\$25.8M
Swedbank Robur Asienfond		\$34M	\$22.8M
HSBC GIF - Asia (ex-Japan) Equity		\$98M	\$16.7M
Fidelity Asia Fund		\$84M	\$15.3M
Ninety One Glb. Strat. Fd. - Asian Equity Fund		\$117M	\$13.9M
LO Funds - Asia High Conviction		\$75M	\$13.8M
FTIF SICAV - Asian Growth Fund		\$155M	(\$22.7M)
AB FCP I - Asia (ex-Japan) Equity Portfolio		\$26M	(\$26.8M)
T. Rowe Price Funds SICAV - Asian ex-Japan Eq. Fund		\$79M	(\$26.9M)
iShares Tr. - MSCI All Country Asia ex-Japan ETF		\$381M	(\$31.1M)
Fidelity Inv. Funds - Asia Fund		\$362M	(\$41.2M)
JPMorgan Fund ICVC - Asia Growth Fund		\$80M	(\$42.1M)
T Rowe Price New Asia Fund		\$349M	(\$121.9M)

Cyclicals: Largest Changes in Fund Weight, %. 7/31/2022 - 1/31/2023

Fund Name	New or Closed	Fund Weight, %	Weight Change, %
NESTOR-FONDS - Nestor Fernost Funds		43.20%	11.88%
BlackRock Global Funds - Asian Growth Leaders Fund		52.13%	11.41%
Invesco Funds - Asia Opportunities Equity Fund		52.43%	9.06%
Sydinvest Fjernosten		50.00%	8.93%
PineBridge Global Funds - Asia (ex-Japan) Equity Fund		45.93%	7.33%
Matthews Pacific Tiger Fund		44.27%	7.12%
Fidelity Active Strategy - Asia Fund		41.22%	6.97%
Alquity SICAV - Asia Fund		52.81%	-2.16%
GAM Multistock SICAV - Asia Focus Equity Fund		46.68%	-2.88%
Spaengler IQAM Asia Stock		32.17%	-4.36%
First Sentier Invs. Glb. Umb. - FSSA Asian Growth Fund		35.09%	-4.56%
First Sentier Invs. Glb. Umb. - FSSA Asia Opportunities Fund		32.65%	-4.81%
Matthews Asia Funds - Asia (ex-Japan) Dividend Fund		32.20%	-9.90%
Maple-Brown Abbott Funds Plc - Asia-Ex Japan Fund		21.24%	-14.41%

Cyclicals: Largest Fund Flows, \$. 7/31/2022 - 1/31/2023

Fund Name	New or Closed	Fund AUM, \$	Fund Flows, \$
Matthews Pacific Tiger Fund		\$2,210M	\$128.0M
Hermes Inv. Funds - Asia (ex-Japan) Equity Fund		\$1,405M	\$106.9M
Matthews Asia Funds - Asia (ex-Japan) Dividend Fund		\$167M	\$99.5M
Swedbank Robur Asienfond		\$338M	\$93.7M
Eastspring Investments - Asian Dynamic Fund		\$125M	\$64.2M
BL - Equities Asia		\$117M	\$13.9M
Invesco Funds - Asia Opportunities Equity Fund		\$209M	\$11.7M
Pictet - Asian Equities (ex-Japan)		\$419M	(\$48.6M)
FTIF SICAV - Asian Growth Fund		\$1,091M	(\$64.0M)
AB FCP I - Asia (ex-Japan) Equity Portfolio		\$198M	(\$74.9M)
Vontobel Fund - mtX Sustainable Asian Leaders (ex-Japa..		\$525M	(\$79.0M)
iShares Tr. - MSCI All Country Asia ex-Japan ETF		\$1,431M	(\$85.9M)
JPMorgan Fund ICVC - Asia Growth Fund		\$369M	(\$139.4M)
Schroder ISF - Asian Opportunities		\$2,926M	(\$161.2M)

Sensitives: Largest Changes in Fund Weight, %. 7/31/2022 - 1/31/2023

Fund Name	New or Closed	Fund Weight, %	Weight Change, %
Prisma Asianavigator UI		35.12%	7.90%
GAM Multistock SICAV - Asia Focus Equity Fund		50.57%	7.44%
Matthews Asia Funds - Asia (ex-Japan) Dividend Fund		46.78%	5.58%
First Sentier Invs. Glb. Umb. - FSSA Asia Opportunities Fund		31.86%	3.92%
Skandia Asia		55.26%	3.81%
DJE - Asien		25.23%	3.33%
Pictet - Asian Equities (ex-Japan)		46.35%	2.99%
Robeco Capital Gr. Fds. - Asian Stars Equities		28.31%	-6.75%
Mirae Asset Glb. Discovery Fd. - Asia Sector Leader Equity Fd.		24.50%	-6.90%
Invesco Funds - Asia Opportunities Equity Fund		41.60%	-7.49%
Carnegie Asia		32.96%	-7.55%
Ninety One Glb. Strat. Fd. - Asian Equity Fund		40.51%	-7.64%
PineBridge Global Funds - Asia (ex-Japan) Equity Fund		43.93%	-8.94%
NESTOR-FONDS - Nestor Fernost Funds		24.98%	-9.08%

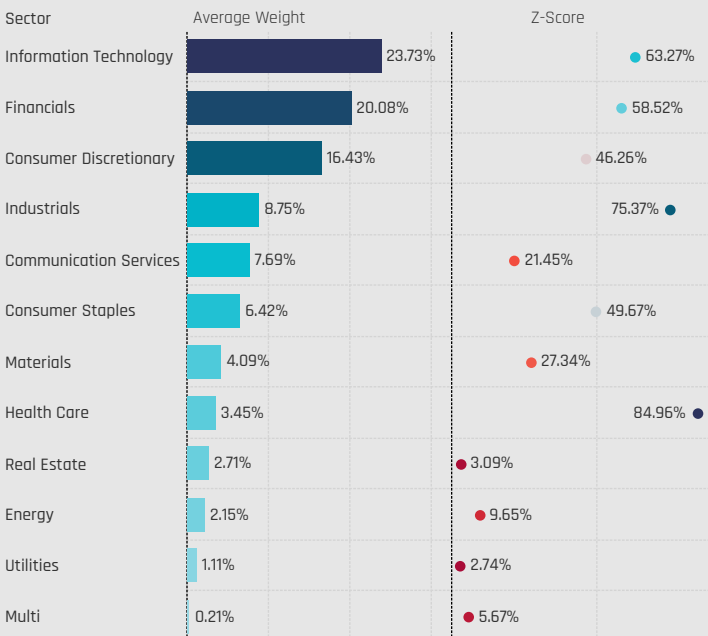
Sensitives: Largest Fund Flows, \$. 7/31/2022 - 1/31/2023

Fund Name	New or Closed	Fund AUM, \$	Fund Flows, \$
Matthews Asia Funds - Asia (ex-Japan) Dividend Fund		\$243M	\$167.6M
Swedbank Robur Asienfond		\$286M	\$83.0M
Eastspring Investments - Asian Dynamic Fund		\$86M	\$48.5M
FTIF SICAV - Asian Growth Fund		\$850M	\$31.1M
Fidelity Funds SICAV - Asian Equity Fund		\$366M	\$17.3M
First Sentier Invs. Glb. Umb. - FSSA Asian Growth Fund		\$124M	\$13.5M
BL - Equities Asia		\$232M	\$13.3M
Fidelity Inv. Funds - Asia Fund		\$1,582M	(\$70.9M)
BlackRock Global Funds - Asian Growth Leaders Fund		\$283M	(\$85.5M)
Ninety One Glb. Strat. Fd. - Asian Equity Fund		\$378M	(\$85.9M)
iShares Tr. - MSCI All Country Asia ex-Japan ETF		\$1,410M	(\$100.4M)
Schroder ISF - Asian Opportunities		\$2,225M	(\$135.2M)
JPMorgan Fund ICVC - Asia Growth Fund		\$362M	(\$140.3M)
Matthews Pacific Tiger Fund		\$2,009M	(\$223.4M)

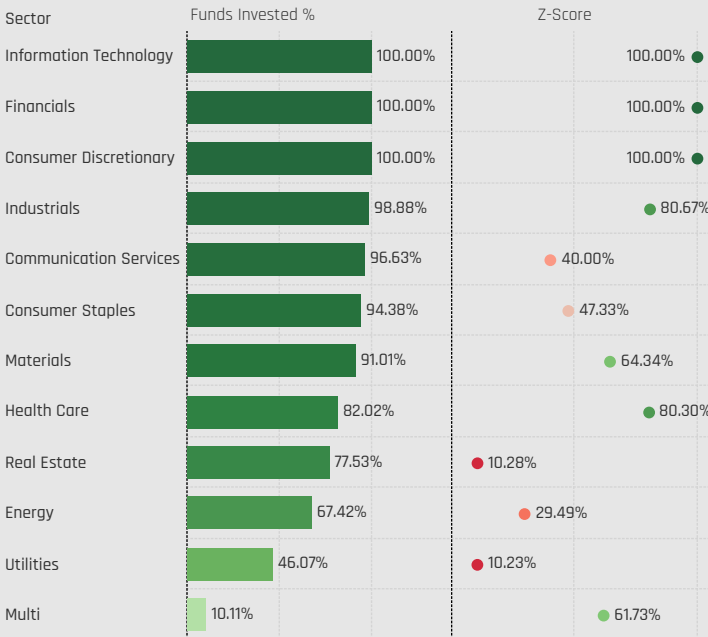
Sector Allocations

Sector Allocations

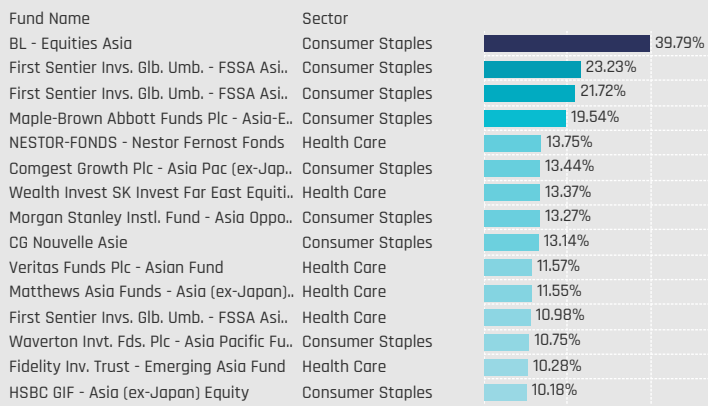
Sectors: Average Fund Weights / Z-Score (7/31/2011 - Present)



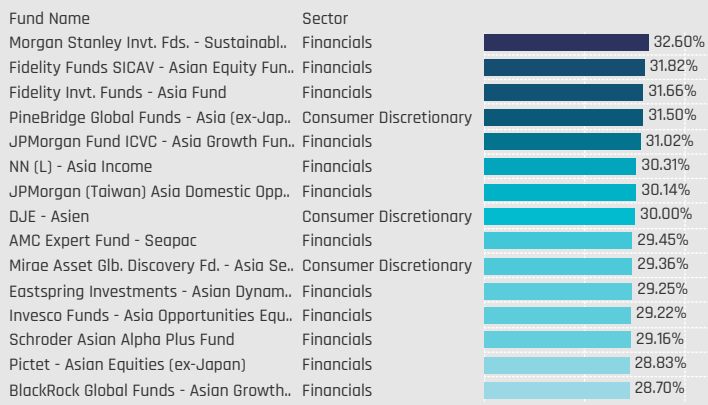
Sectors: Funds Invested %



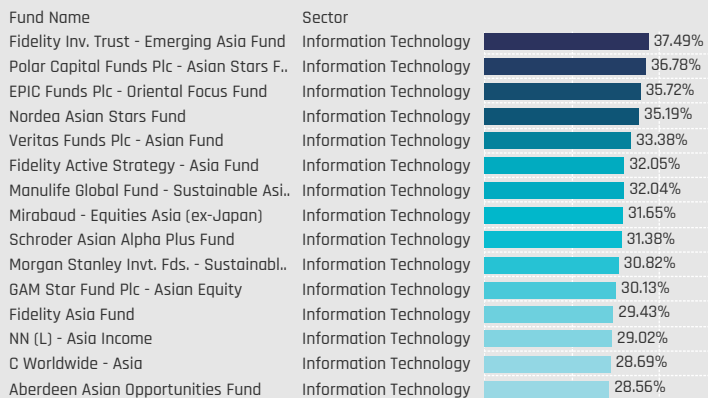
Defensive Sectors: Largest Fund Weights, %



Cyclical Sectors: Largest Fund Weights, %



Sensitive Sectors: Largest Fund Weights, %



Defensive Sectors: Largest Fund AUM, \$



Cyclical Sectors: Largest Fund AUM, \$

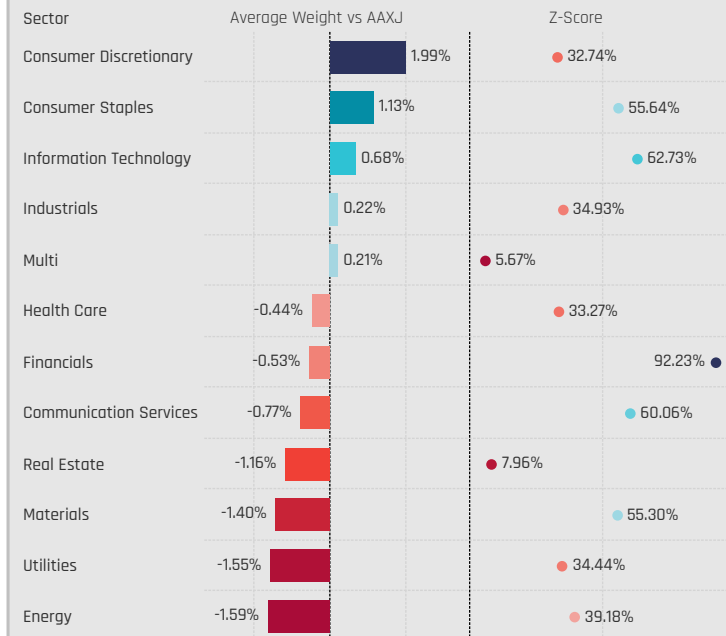


Sensitive Sectors: Largest Fund AUM, \$

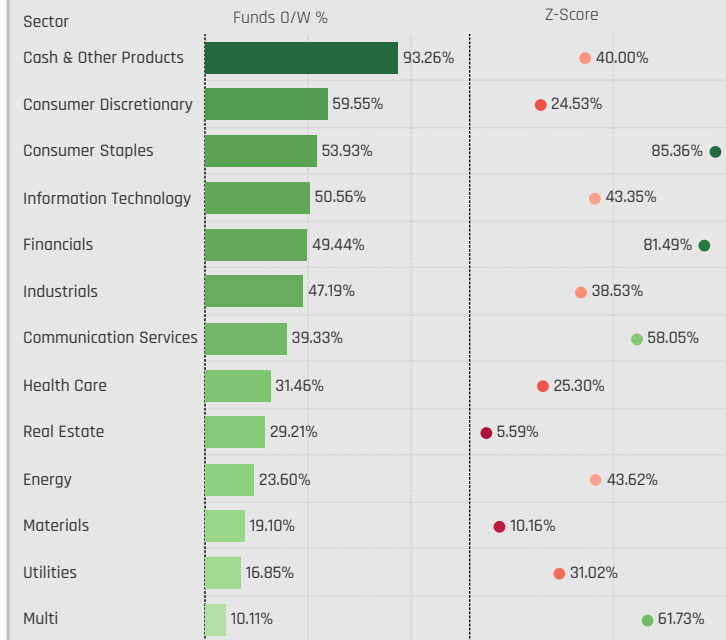


Sector Allocations Relative to Benchmark

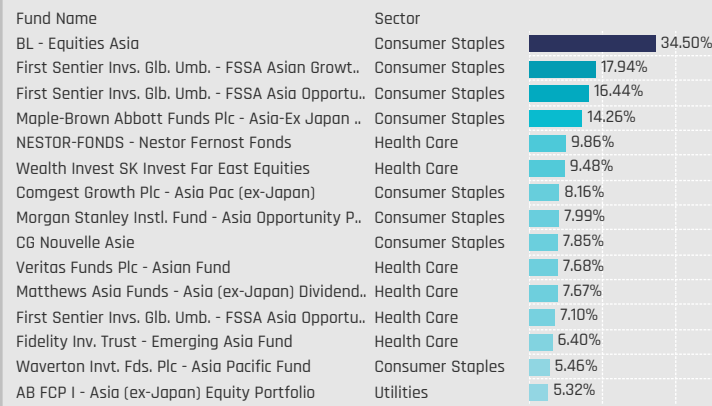
Sectors: Average Weight vs AAXJ / Z-Score (7/31/2011 - Present)



Sectors: Funds Overweight % / Z-Score (7/31/2011 - Present)



Defensive Sectors: Largest Fund Overweights, %



Cyclical Sectors: Largest Fund Overweights, %



Sensitive Sectors: Largest Fund Overweights, %



Defensive Sectors: Largest Fund Underweights, %



Cyclical Sectors: Largest Fund Underweights, %

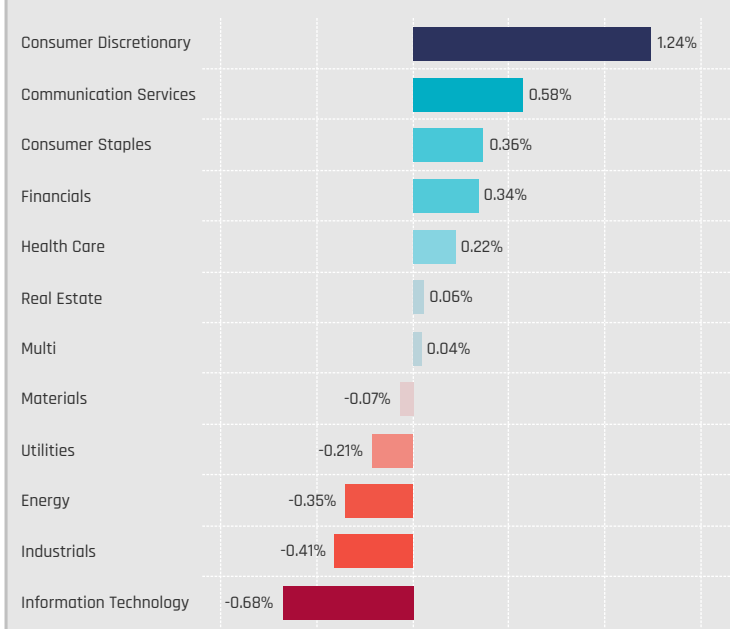


Sensitive Sectors: Largest Fund Underweights, %

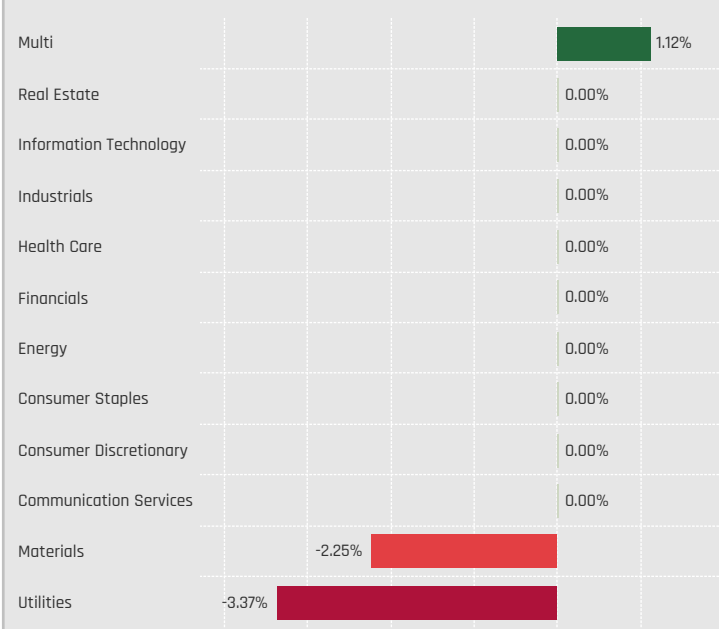


Sector Allocation Changes [Aggregate]

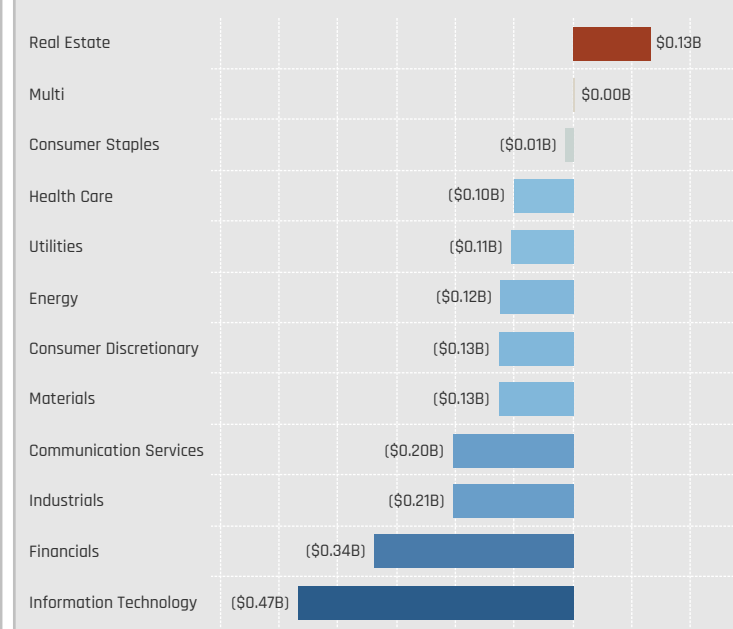
Sectors: Change in Average Weight
7/31/2022 - 1/31/2023



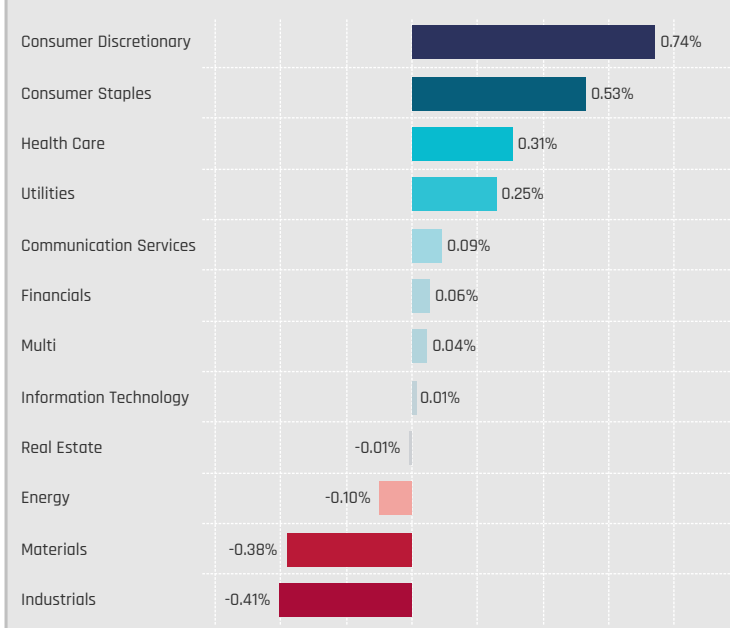
Sectors: Change in Funds Invested %
7/31/2022 - 1/31/2023



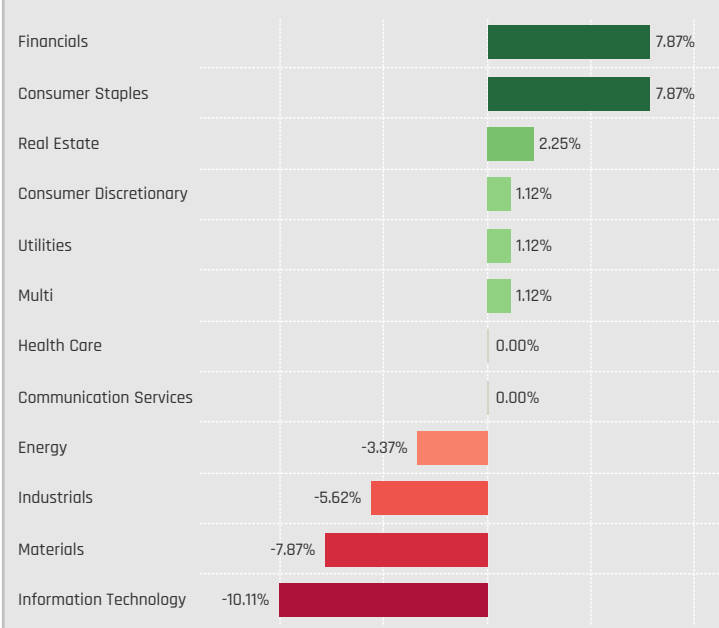
Sectors: Combined Fund Flows, \$
7/31/2022 - 1/31/2023



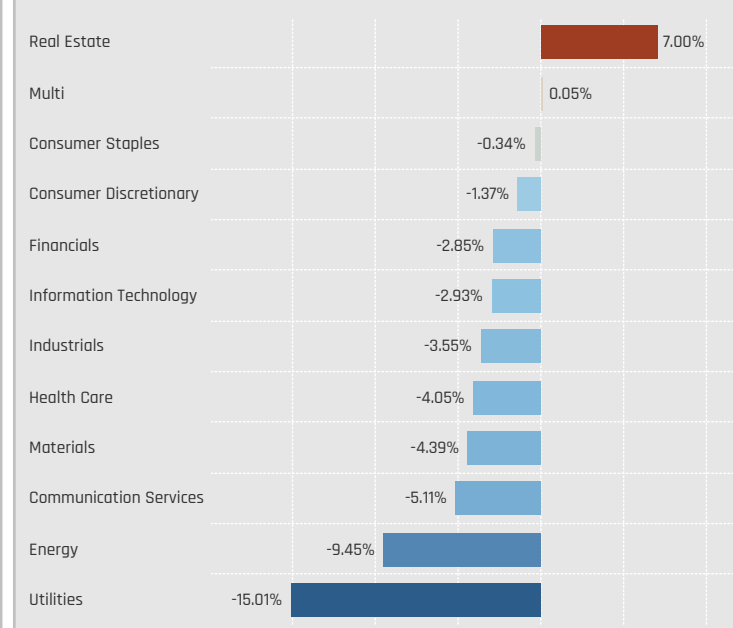
Sectors: Change in Average Weight vs AAXJ
7/31/2022 - 1/31/2023



Sectors: Change in Funds Overweight %
7/31/2022 - 1/31/2023



Sectors: Combined Fund Flows as Percentage of AUM
7/31/2022 - 1/31/2023



Sector Allocation Changes [Fund Level]

Defensive Sectors: Largest Changes in Fund Weight, %, 7/31/2022 - 1/31/2023

Fund Name	New or C.	Sector	Fund Weight, %	Weight Change, %
Maple-Brown Abbott Funds Plc - Asia-Ex Japan ..		Consumer Staples	19.54%	10.24%
NESTOR-FONDS - Nestor Fernost Funds		Health Care	13.75%	5.70%
Matthews Asia Funds - Asia (ex-Japan) Dividen..		Health Care	11.55%	4.89%
Carnegie Asia		Consumer Staples	6.89%	3.99%
PineBridge Global Funds - Asia (ex-Japan) Equit..		Consumer Staples	10.07%	3.45%
Robeco Capital Gr. Fds. - Asian Stars Equities		Health Care	8.93%	3.22%
Fullerton Lux Funds - Asia Focus Equities		Consumer Staples	7.19%	3.22%
DJE - Asien		Consumer Staples	2.36%	-2.15%
T Rowe Price New Asia Fund		Health Care	3.26%	-2.17%
BlackRock Global Funds - Asian Growth Leaders..		Utilities	0.85%	-2.49%
DJE - Asien		Health Care	4.01%	-2.55%
Fullerton Lux Funds - Asia Focus Equities		Utilities	1.34%	-3.45%
GAM Star Fund Plc - Asian Equity	Close	Consumer Staples	0.00%	-3.72%
AB FCP I - Asia (ex-Japan) Equity Portfolio		Utilities	7.97%	-4.46%

Defensive Sectors: Largest Fund Flows, \$, 7/31/2022 - 1/31/2023

Fund Name	New or Cl.	Sector	Fund AUM, \$	Fund Flows, \$
Matthews Asia Funds - Asia (ex-Japan) Dividen..		Health Care	\$60M	\$41.3M
Hermes Invt. Funds - Asia (ex-Japan) Equity Fu..		Consumer Staples	\$156M	\$22.1M
Fidelity Invt. Funds - Asia Fund		Consumer Staples	\$248M	\$21.3M
Pictet - Asian Equities (ex-Japan)		Health Care	\$52M	\$13.5M
Matthews Asia Funds - Asia (ex-Japan) Dividen..	New	Consumer Staples	\$15M	\$13.3M
LO Funds - Asia High Conviction		Health Care	\$18M	\$12.1M
Swedbank Robur Asienfond		Consumer Staples	\$18M	\$11.6M
Fidelity Funds SICAV - Asian Equity Fund		Health Care	\$18M	(\$20.9M)
AB FCP I - Asia (ex-Japan) Equity Portfolio		Utilities	\$26M	(\$26.8M)
Fidelity Invt. Funds - Asia Fund		Health Care	\$114M	(\$27.7M)
JPMorgan Fund ICVC - Asia Growth Fund		Consumer Staples	\$65M	(\$31.4M)
Fidelity Invt. Funds - Asia Fund	Close	Utilities		(\$34.8M)
T Rowe Price New Asia Fund		Consumer Staples	\$171M	(\$40.2M)
T Rowe Price New Asia Fund		Health Care	\$95M	(\$71.6M)

Cyclical Sectors: Largest Changes in Fund Weight, %, 7/31/2022 - 1/31/2023

Fund Name	New or C.	Sector	Fund Weight, %	Weight Change, %
NESTOR-FONDS - Nestor Fernost Funds		Consumer Discretionary	27.51%	10.48%
BlackRock Global Funds - Asian Growth Leaders..		Consumer Discretionary	15.04%	9.01%
AB FCP I - Asia (ex-Japan) Equity Portfolio		Financials	25.28%	8.60%
Fidelity Active Strategy - Asia Fund		Consumer Discretionary	20.02%	8.38%
Invesco Funds - Asia Opportunities Equity Fund		Consumer Discretionary	19.43%	7.20%
Robeco Capital Gr. Fds. - Asian Stars Equities		Consumer Discretionary	24.52%	7.06%
Swedbank Robur Asienfond		Consumer Discretionary	18.19%	6.51%
Swedbank Robur Asienfond		Real Estate	0.78%	-3.86%
GAM Star Fund Plc - Asian Equity		Materials	1.25%	-4.32%
Matthews Asia Funds - Asia (ex-Japan) Dividen..		Financials	7.75%	-5.23%
Matthews Asia Funds - Asia (ex-Japan) Dividen..		Consumer Discretionary	18.92%	-5.46%
AB FCP I - Asia (ex-Japan) Equity Portfolio		Real Estate	5.03%	-5.93%
Maple-Brown Abbott Funds Plc - Asia-Ex Japan ..		Financials	8.70%	-8.59%
Maple-Brown Abbott Funds Plc - Asia-Ex Japan ..		Consumer Discretionary	7.06%	-9.85%

Cyclical Sectors: Largest Fund Flows, \$, 7/31/2022 - 1/31/2023

Fund Name	New or Cla.	Sector	Fund AUM, \$	Fund Flows, \$
Matthews Pacific Tiger Fund		Real Estate	\$452M	\$153.8M
Hermes Invt. Funds - Asia (ex-Japan) Equity Fu..		Consumer Discretionary	\$841M	\$83.4M
Swedbank Robur Asienfond		Consumer Discretionary	\$129M	\$60.0M
Fidelity Invt. Funds - Asia Fund		Consumer Discretionary	\$748M	\$57.4M
Matthews Asia Funds - Asia (ex-Japan) Dividen..		Consumer Discretionary	\$98M	\$55.3M
T Rowe Price New Asia Fund		Real Estate	\$175M	\$44.5M
BlackRock Global Funds - Asian Growth Leaders..		Consumer Discretionary	\$116M	\$41.7M
Pictet - Asian Equities (ex-Japan)		Consumer Discretionary	\$100M	(\$45.5M)
Schroder ISF - Asian Opportunities		Financials	\$1,268M	(\$47.6M)
iShares Tr. - MSCI All Country Asia ex-Japan ETF		Financials	\$664M	(\$51.1M)
T Rowe Price New Asia Fund		Consumer Discretionary	\$407M	(\$54.6M)
Fidelity Invt. Funds - Asia Fund		Financials	\$1,329M	(\$55.3M)
Schroder ISF - Asian Opportunities		Consumer Discretionary	\$1,199M	(\$76.8M)
JPMorgan Fund ICVC - Asia Growth Fund		Financials	\$252M	(\$103.7M)

Sensitive Sectors: Largest Changes in Fund Weight, %, 7/31/2022 - 1/31/2023

Fund Name	New or C.	Sector	Fund Weight, %	Weight Change, %
Fullerton Lux Funds - Asia Focus Equities		Communication Services	19.45%	7.21%
Spaengler IQAM Asia Stock		Communication Services	10.37%	6.19%
GAM Star Fund Plc - Asian Equity		Communication Services	14.66%	5.66%
Matthews Asia Funds - Asia (ex-Japan) Dividen..		Information Technology	22.93%	5.50%
GAM Multistock SICAV - Asia Focus Equity Fund		Communication Services	17.91%	4.81%
Maple-Brown Abbott Funds Plc - Asia-Ex Japan ..		Industrials	12.02%	4.73%
Prisma Asianavigator UI		Information Technology	18.21%	4.48%
Morgan Stanley Invt. Fds. - Sustainable Asia Eq.		Information Technology	30.82%	-5.02%
Ninety One Glob. Strat. Fd. - Asian Equity Fund		Information Technology	19.84%	-5.21%
NESTOR-FONDS - Nestor Fernost Funds		Communication Services	2.69%	-5.50%
PineBridge Global Funds - Asia (ex-Japan) Equit..		Communication Services	2.17%	-5.61%
Maple-Brown Abbott Funds Plc - Asia-Ex Japan ..		Information Technology	8.81%	-6.22%
Fullerton Lux Funds - Asia Focus Equities		Energy	4.42%	-6.77%
Carnegie Asia		Communication Services	7.50%	-7.73%

Sensitive Sectors: Largest Fund Flows, \$, 7/31/2022 - 1/31/2023

Fund Name	New or Cla.	Sector	Fund AUM, \$	Fund Flows, \$
Matthews Asia Funds - Asia (ex-Japan) Dividen..		Information Technology	\$119M	\$88.5M
Matthews Asia Funds - Asia (ex-Japan) Dividen..		Industrials	\$102M	\$61.9M
Swedbank Robur Asienfond		Information Technology	\$159M	\$50.3M
FTIF SICAV - Asian Growth Fund	New	Energy	\$37M	\$43.3M
Fidelity Funds SICAV - Asian Equity Fund		Information Technology	\$277M	\$36.4M
Swedbank Robur Asienfond		Communication Services	\$86M	\$25.6M
Hermes Invt. Funds - Asia (ex-Japan) Equity Fu..		Industrials	\$107M	\$25.5M
BlackRock Global Funds - Asian Growth Leaders..		Information Technology	\$159M	(\$56.6M)
Matthews Pacific Tiger Fund		Information Technology	\$1,041M	(\$57.6M)
Fidelity Invt. Funds - Asia Fund		Information Technology	\$1,029M	(\$58.4M)
Matthews Pacific Tiger Fund		Communication Services	\$228M	(\$62.4M)
JPMorgan Fund ICVC - Asia Growth Fund		Information Technology	\$197M	(\$80.0M)
Schroder ISF - Asian Opportunities		Information Technology	\$1,374M	(\$87.1M)
Matthews Pacific Tiger Fund		Industrials	\$740M	(\$103.3M)

Sector Sentiment Grid

We combine the latest Sector positioning, long-term positioning and short-term fund activity in the 'Sentiment Grid', below. The Y-Axis measures where today's ownership levels in each Sector sit relative to the long-term range. We calculate the Z-Score of today's average weight, funds invested % and funds O/W %, relative to all monthly observations in our fund history (going back to 7/31/2011). A figure close to 100% would indicate today's positioning is close to its maximum ever level, a figure close to zero, the lowest. The X-axis provides a measure of short-term fund activity, or 'Momentum', by looking at the changes in average weight, funds invested % and funds o/w % between 7/31/2022 and 1/31/2023, relative to each Sector. A figure above 50% means a Sector has seen relative increases in ownership, a figure below 50% indicates a relative decrease in positioning. The size of the bubble represents the average weight of each Sector.



Position Range: Average of:
Z-Score Average Weight vs history
Z-Score Funds Invested % vs history
Z-Score Funds O/W % vs history

Momentum Score: Average of:
Change in Average Weight (Percentile vs Peers)
Change in Funds Invested % (Percentile vs Peers)
Change in Funds O/W % (Percentile vs Peers)



Country / Sector Allocations

Country/Sector Allocations

Country Sectors: Average Fund Weights											
Country	Defensive			Cyclical			Sensitive				
	Consumer Staples	Health Care	Utilities	Consumer Discretionary	Financials	Materials	Real Estate	Information Technology	Communication Services	Energy	Industrials
China & HK	3.51%	1.91%	0.85%	12.26%	7.03%	1.31%	1.55%	2.22%	6.11%	0.67%	5.83%
Taiwan	0.14%	0.06%		0.52%	0.22%	0.11%		0.23%	0.01%	0.01%	0.67%
India	0.85%	0.58%	0.19%	0.94%	5.93%	0.47%	0.32%	1.71%	0.37%	0.95%	0.59%
South Korea	0.56%	0.12%	0.02%	0.74%	0.97%	1.04%		6.93%	0.27%	0.14%	0.43%
Singapore	0.07%	0.13%	0.03%	0.45%	2.14%	0.01%	0.31%	0.13%	0.45%	0.01%	0.39%
Indonesia	0.18%	0.20%		0.14%	2.22%	0.27%	0.02%	0.03%	0.24%	0.11%	0.26%
Thailand	0.46%	0.11%	0.00%	0.11%	0.31%	0.10%	0.17%	0.00%	0.02%	0.07%	0.26%
Philippines	0.22%		0.01%	0.24%	0.22%	0.00%	0.19%		0.06%	0.02%	0.09%
Vietnam	0.22%	0.00%	0.01%	0.12%	0.31%	0.03%	0.09%	0.14%		0.00%	0.02%
Malaysia	0.00%	0.03%	0.00%	0.03%	0.24%	0.02%	0.01%	0.13%	0.04%	0.00%	0.02%
Japan	0.10%	0.08%		0.17%	0.00%	0.08%	0.00%	0.15%	0.11%		0.11%
Australia		0.18%		0.05%	0.13%	0.40%	0.05%	0.04%		0.17%	0.02%
United Kingdom					0.29%	0.12%					
United States		0.01%		0.38%		0.05%		0.16%	0.01%		0.03%
Netherlands		0.00%		0.02%				0.34%			0.02%

Country Sectors: Funds Invested %											
Country	Defensive			Cyclical			Sensitive				
	Consumer Staples	Health Care	Utilities	Consumer Discretionary	Financials	Materials	Real Estate	Information Technology	Communication Services	Energy	Industrials
China & HK	78.65%	67.42%	38.20%	98.88%	92.13%	56.18%	60.67%	78.65%	92.13%	26.97%	93.26%
Taiwan	10.11%	3.37%		25.84%	16.85%	8.99%		98.88%	1.12%	1.12%	39.33%
India	37.08%	33.71%	13.48%	51.69%	93.26%	34.83%	20.22%	70.79%	29.21%	41.57%	41.57%
South Korea	25.84%	10.11%	2.25%	41.57%	39.33%	47.19%		97.76%	23.60%	11.24%	25.84%
Singapore	4.49%	4.49%	2.25%	42.70%	67.42%	1.12%	19.10%	7.87%	24.72%	1.12%	25.84%
Indonesia	20.22%	10.11%		12.36%	80.90%	21.35%	5.62%	2.25%	23.60%	6.74%	14.61%
Thailand	20.22%	8.99%	0.00%	11.24%	21.35%	10.11%	12.36%	1.12%	3.37%	4.49%	17.98%
Philippines	17.98%		1.12%	17.98%	16.85%	1.12%	16.85%		7.87%	6.74%	6.74%
Vietnam	17.98%	1.12%	1.12%	8.99%	17.98%	4.49%	7.87%	7.87%		0.00%	3.37%
Malaysia	0.00%	1.12%	0.00%	2.25%	16.85%	1.12%	1.12%	6.74%	3.37%	1.12%	3.37%
Japan	4.49%	2.25%		5.62%	1.12%	2.25%	1.12%	5.62%	4.49%		5.62%
Australia		5.62%		3.37%	2.25%	11.24%	2.25%	3.37%		6.74%	1.12%
United Kingdom					12.36%	4.49%					
United States		1.12%		19.10%		4.49%		8.99%	1.12%		1.12%
Netherlands		1.12%		1.12%				12.36%			2.25%

Defensive Country/Sectors: Largest Fund Weights, %		
Fund Name	Country Sector	Weight
Morgan Stanley Instl. Fund - Asia Oppo.	China & HK Consumer Stapl.	13.27%
BL - Equities Asia	China & HK Consumer Stapl.	12.41%
First Sentier Invs. Glb. Umb. - FSSA Asi.	China & HK Consumer Stapl.	11.45%
Waverton Invnt. Fds. Plc - Asia Pacific Fu.	China & HK Consumer Stapl.	10.75%
First Sentier Invs. Glb. Umb. - FSSA Asi.	China & HK Consumer Stapl.	10.42%
BL - Equities Asia	Thailand Consumer Staples	10.00%
Fidelity Active Strategy - Asia Fund	China & HK Consumer Stapl.	9.57%
Fidelity Asia Fund	China & HK Consumer Stapl.	9.37%
Fidelity Inv. Trust - Emerging Asia Fund	China & HK Health Care	9.04%
GS Funds - Asia Equity Portfolio	China & HK Consumer Stapl.	8.27%
PineBridge Global Funds - Asia (ex-Jap..	China & HK Consumer Stapl.	8.14%
MFS Meridian Funds - Asia Pacific (ex-J..	China & HK Consumer Stapl.	7.88%
Skandia Asia	China & HK Consumer Stapl.	7.34%
Robeco Capital Gr. Fds. - Asian Stars E..	China & HK Health Care	7.33%
Nomura Fds. Ireland Plc - Asia (ex-Japa..	China & HK Consumer Stapl.	7.30%

Cyclical Country/Sectors: Largest Fund Weights, %		
Fund Name	Country Sector	Weight
PineBridge Global Funds - Asia (ex-Jap..	China & HK Consumer Discre.	30.12%
DJE - Asien	China & HK Consumer Discre.	22.06%
NESTOR-FONDS - Nestor Fernost Fonds	China & HK Consumer Discre.	20.94%
Fidelity Active Strategy - Asia Fund	China & HK Consumer Discre.	20.02%
Morgan Stanley Instl. Fund - Asia Oppo..	India Financials	19.65%
GAM Star Fund Plc - Asian Equity	China & HK Consumer Discre.	19.24%
GAM Multistock SICAV - Asia Focus Equ..	China & HK Consumer Discre.	18.55%
AB FCP I - Asia (ex-Japan) Equity Portf..	China & HK Consumer Discre.	18.18%
Mirae Asset Glb. Discovery Fd. - Asia Se..	China & HK Consumer Discre.	17.56%
JKC Fund - La Francaise JKC Asia Equit..	China & HK Consumer Discre.	17.36%
Robeco Capital Gr. Fds. - Asian Stars E..	China & HK Consumer Discre.	17.25%
Carnegie Asia	China & HK Consumer Discre.	17.08%
AMC Expert Fund - Seapac	China & HK Consumer Discre.	17.00%
Comgest Growth Plc - Asia Pac (ex-Jap..	China & HK Consumer Discre.	16.98%
CG Nouvelle Asie	China & HK Consumer Discre.	16.96%

Sensitive Country/Sectors: Largest Fund Weights, %		
Fund Name	Country Sector	Weight
EPIC Funds Plc - Oriental Focus Fund	Taiwan Information Technol..	24.30%
Fidelity Active Strategy - Asia Fund	Taiwan Information Technol..	20.57%
Polar Capital Funds Plc - Asian Stars F..	Taiwan Information Technol..	18.87%
JKC Fund - La Francaise JKC Asia Equit..	China & HK Industrials	17.76%
Hamon Asian Funds - Asia ESG Focus F..	Taiwan Information Technol..	17.68%
Fidelity Asia Fund	Taiwan Information Technol..	17.14%
Invesco Funds - Asia Opportunities Equ..	Taiwan Information Technol..	17.12%
Manulife Global Fund - Sustainable Asi..	Taiwan Information Technol..	16.50%
Vontobel Fund - mtX Sustainable Asian..	Taiwan Information Technol..	15.78%
Nordea Asian Stars Fund	Taiwan Information Technol..	15.43%
Jupiter Asian Fund	Taiwan Information Technol..	15.40%
Wealth Invest SK Invest Far East Equit..	Taiwan Information Technol..	14.81%
Swedbank Robur Asienfond	Taiwan Information Technol..	14.80%
GS Funds - Asia Equity Portfolio	Taiwan Information Technol..	14.79%
Handelsbanken Asien Tema	Taiwan Information Technol..	14.62%

Country/Sector Allocations Relative to Benchmark

Country	Defensive			Cyclical			Sensitive				
	Consumer Staples	Health Care	Utilities	Consumer Discretionary	Financials	Materials	Real Estate	Information Technology	Communication Services	Energy	Industrials
China & HK	1.06%	-0.25%	-0.63%	1.68%	-2.50%	-0.07%	-1.30%	-0.13%	-0.64%	-0.49%	1.52%
Taiwan	-0.12%	0.01%		0.22%	-1.89%	-0.86%		0.59%	-0.36%	-0.03%	-0.31%
India	-0.42%	-0.09%	-0.54%	-0.49%	-2.34%	-0.97%	0.25%	-0.53%	-0.03%	-0.79%	-0.40%
South Korea	0.21%	-0.51%	-0.05%	-0.54%	-0.35%	-0.10%		-0.07%	0.15%	-0.07%	-0.77%
Singapore	-0.03%	0.13%	0.03%	-0.04%	0.25%	0.01%	-0.30%	0.06%	0.19%	0.01%	0.00%
Indonesia	-0.01%	0.15%		0.14%	1.07%	0.08%	0.02%	0.03%	0.03%	0.01%	0.10%
Thailand	0.16%	-0.10%	-0.24%	-0.06%	0.13%	-0.12%	0.06%	-0.21%	-0.12%	-0.31%	0.02%
Philippines	0.11%		-0.05%	0.15%	0.05%	0.00%	-0.04%		0.00%	0.00%	0.02%
Vietnam	0.22%	0.00%	0.01%	0.12%	0.31%	0.03%	0.09%	0.14%		0.00%	0.02%
Malaysia	-0.25%	-0.02%	-0.08%	-0.06%	-0.43%	-0.06%	0.01%	0.09%	-0.11%	-0.09%	-0.17%
Japan	0.10%	0.08%		0.17%	0.00%	0.08%	0.00%	0.15%	0.11%		0.11%
Australia		0.18%		0.05%	0.13%	0.40%	0.05%	0.04%		0.17%	0.02%
United Kingdom					0.29%	0.12%					
United States		-0.03%		0.38%		-0.02%		0.16%	0.01%		0.03%
Netherlands		0.00%		0.02%				0.34%			0.02%

Country	Defensive			Cyclical			Sensitive				
	Consumer Staples	Health Care	Utilities	Consumer Discretionary	Financials	Materials	Real Estate	Information Technology	Communication Services	Energy	Industrials
China & HK	56.18%	34.83%	22.47%	68.54%	24.72%	33.71%	21.35%	35.96%	44.94%	23.60%	68.54%
Taiwan	7.87%	3.37%		25.84%	1.12%	5.62%		59.55%	1.12%	1.12%	24.72%
India	22.47%	29.21%	10.11%	29.21%	76.40%	14.61%	20.22%	35.96%	24.72%	30.34%	26.97%
South Korea	23.60%	7.87%	2.25%	23.60%	23.60%	34.83%		48.31%	23.60%	10.11%	15.73%
Singapore	4.49%	4.49%	2.25%	32.58%	53.93%	1.12%	17.98%	7.87%	23.60%	1.12%	24.72%
Indonesia	19.10%	10.11%		12.36%	76.40%	20.22%	5.62%	2.25%	22.47%	6.74%	12.36%
Thailand	17.98%	8.99%	0.00%	10.11%	20.22%	10.11%	12.36%	0.00%	2.25%	4.49%	16.85%
Philippines	16.85%		1.12%	16.85%	16.85%	1.12%	15.73%		7.87%	3.37%	6.74%
Vietnam	17.98%	1.12%	1.12%	8.99%	17.98%	4.49%	7.87%	7.87%		0.00%	3.37%
Malaysia	0.00%	1.12%	0.00%	2.25%	15.73%	1.12%	1.12%	6.74%	2.25%	1.12%	2.25%
Japan	4.49%	2.25%		5.62%	1.12%	2.25%	1.12%	5.62%	4.49%		5.62%
Australia		5.62%		3.37%	2.25%	11.24%	2.25%	3.37%		6.74%	1.12%
United Kingdom					12.36%	4.49%					
United States		1.12%		19.10%		4.49%		8.99%	1.12%		1.12%
Netherlands		1.12%		1.12%				12.36%			2.25%

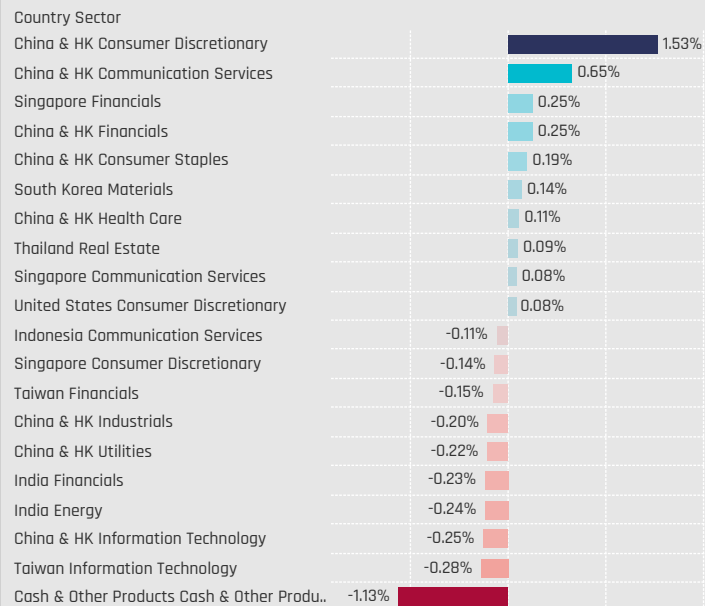
Fund Name	Country Sector	Weight
Morgan Stanley Instl. Fund - Asi..	China & HK Consumer Staples	10.83%
BL - Equities Asia	China & HK Consumer Staples	9.96%
BL - Equities Asia	Thailand Consumer Staples	9.70%
First Sentier Invs. Glb. Umb. - FS..	China & HK Consumer Staples	9.00%
Waverton Invnt. Fds. Plc - Asia Pa..	China & HK Consumer Staples	8.30%
First Sentier Invs. Glb. Umb. - FS..	China & HK Consumer Staples	7.97%
Fidelity Active Strategy - Asia F..	China & HK Consumer Staples	7.12%
Fidelity Asia Fund	China & HK Consumer Staples	6.92%
GAM Star Fund Plc - Asian Equity	China & HK Consumer Staples	-2.45%
GAM Multistock SICAV - Asia Foc..	China & HK Consumer Staples	-2.45%
EPIC Funds Plc - Oriental Focus ..	China & HK Consumer Staples	-2.45%
Eastspring Investments - Asian ..	China & HK Consumer Staples	-2.45%
DJE - Asien	China & HK Consumer Staples	-2.45%
Baillie Gifford Overseas Growth ..	China & HK Consumer Staples	-2.45%
AB SICAV I - Asia Low Volatility ..	China & HK Consumer Staples	-2.45%
AB FCP I - Asia (ex-Japan) Equit..	China & HK Consumer Staples	-2.45%

Fund Name	Country Sector	Weight
PineBridge Global Funds - Asia (e..	China & HK Consumer Discretionar..	19.53%
Morgan Stanley Instl. Fund - Asia ..	India Financials	16.06%
Jupiter Asian Fund	Australia Materials	14.12%
DJE - Asien	China & HK Consumer Discretionar..	11.48%
Morgan Stanley Invnt. Fds. - Sustai..	India Financials	10.82%
NESTOR-FONDS - Nestor Fernost F..	China & HK Consumer Discretionar..	10.36%
Fidelity Active Strategy - Asia Fun..	China & HK Consumer Discretionar..	9.44%
Fidelity Funds SICAV - Asian Equit..	India Financials	9.30%
Wealth Invest SK Invest Far East ..	China & HK Financials	-9.53%
Veritas Funds Plc - Asian Fund	China & HK Financials	-9.53%
PineBridge Global Funds - Asia (e..	China & HK Financials	-9.53%
NESTOR-FONDS - Nestor Fernost F..	China & HK Financials	-9.53%
Matthews Asia Funds - Asia (ex-J..	China & HK Financials	-9.53%
Maple-Brown Abbott Funds Plc - ..	China & HK Financials	-9.53%
Jupiter Asian Fund	China & HK Financials	-9.53%
Jupiter Asian Fund	China & HK Consumer Discretionar..	-10.58%

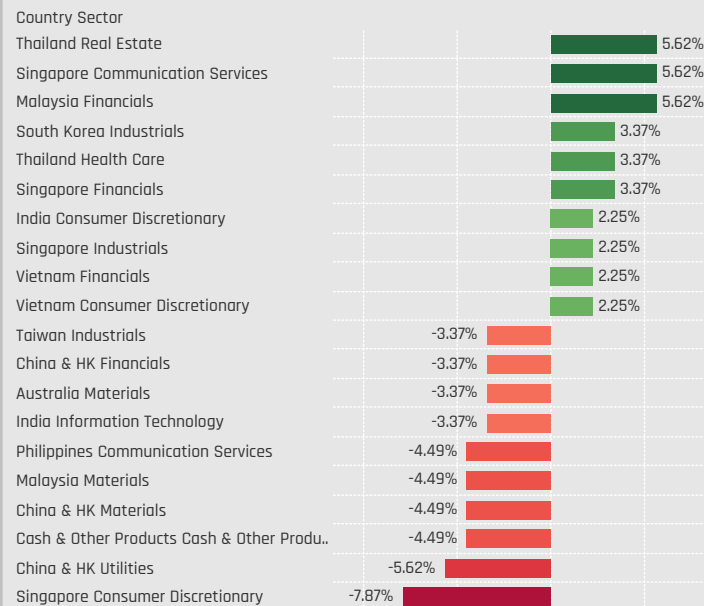
Fund Name	Country Sector	Weight
JKC Fund - La Francaise JKC Asia ..	China & HK Industrials	
EPIC Funds Plc - Oriental Focus Fu..	Taiwan Information Technology	13.17%
Fidelity Active Strategy - Asia Fund	Taiwan Information Technology	9.44%
Value Partners High Dividend Stoc..	China & HK Industrials	9.05%
Skandia Asia	China & HK Industrials	8.53%
Fidelity Asia Fund	China & HK Industrials	8.31%
Matthews Asia Funds - Asia (ex-Ja..	China & HK Industrials	8.20%
Polar Capital Funds Plc - Asian Sta..	Taiwan Information Technology	7.74%
Maple-Brown Abbott Funds Plc - A..	Taiwan Information Technology	-6.07%
Fidelity Funds SICAV - Asian Equit..	China & HK Communication Servic..	-6.08%
DJE - Asien	China & HK Communication Servic..	-6.16%
Morgan Stanley Instl. Fund - Asia ..	Taiwan Information Technology	-6.53%
Wealth Invest SK Invest Far East E..	China & HK Communication Servic..	-6.55%
DJE - Asien	Taiwan Information Technology	-6.57%
JKC Fund - La Francaise JKC Asia ..	Taiwan Information Technology	-6.58%
Mirae Asset Glb. Discovery Fd. - Asi..	Taiwan Information Technology	-7.78%

Country/Sector Allocation Changes [Aggregate]

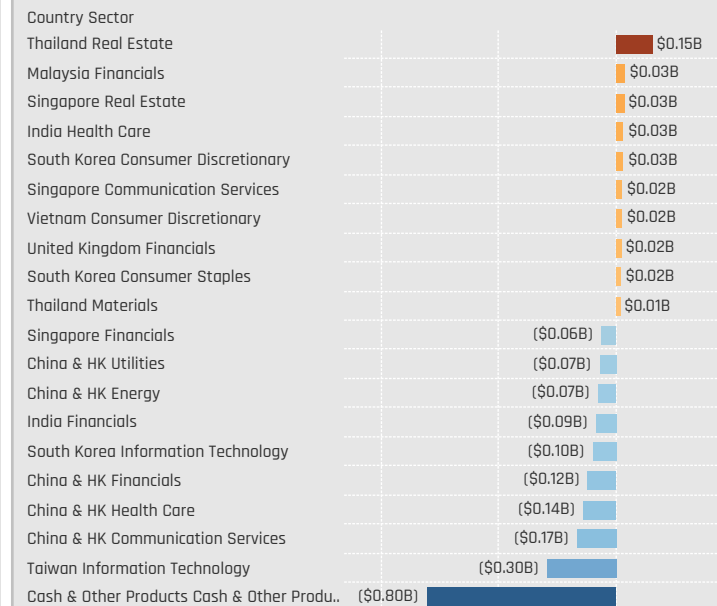
Country/Sectors: Change in Average Weight
7/31/2022 - 1/31/2023



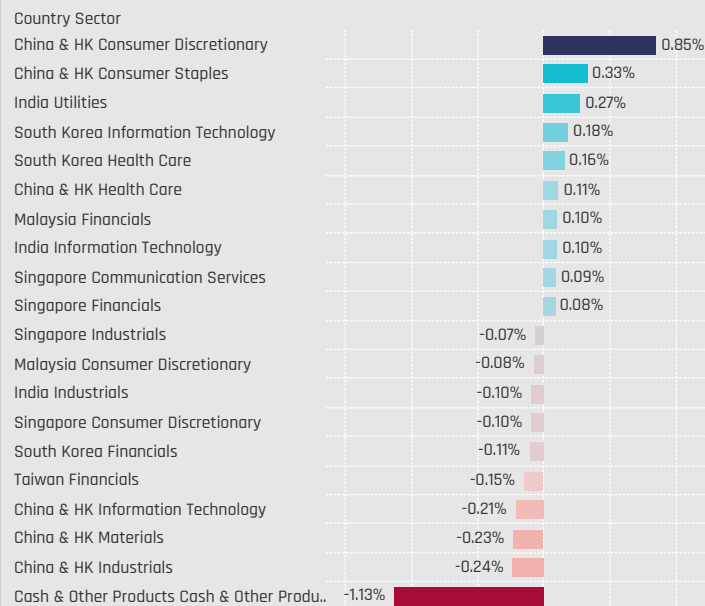
Country/Sectors: Change in Funds Invested %
7/31/2022 - 1/31/2023



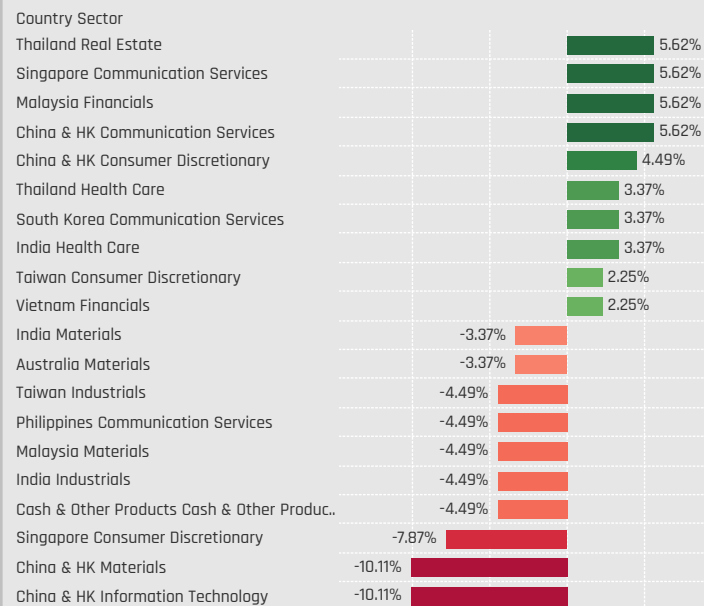
Country/Sectors: Combined Fund Flows, \$
7/31/2022 - 1/31/2023



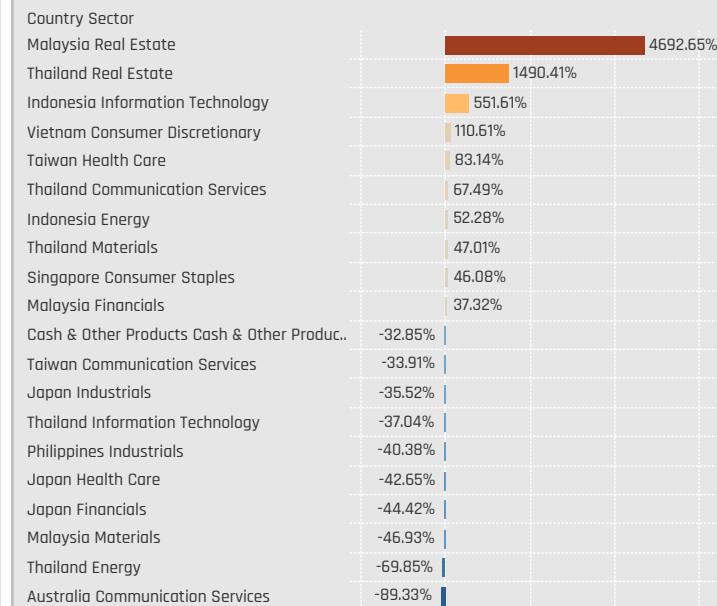
Country/Sectors: Change in Average Weight vs AAXJ
7/31/2022 - 1/31/2023



Country/Sectors: Change in Funds Overweight %
7/31/2022 - 1/31/2023



Country/Sectors: Combined Fund Flows as Percentage of AUM
7/31/2022 - 1/31/2023



Country/Sector Allocation Changes [Fund Level]

Defensive Country/Sectors: Largest Changes in Fund Weight, %, 7/31/2022 - 1/31/2023

Fund Name	New or C.	Country Sector	Fund Weight, %	Weight Change, %
NESTOR-FONDS - Nestor Fernost Funds		Singapore Health Care	5.68%	5.35%
Matthews Asia Funds - Asia (ex-Japan) Dividen..		China & HK Health Care	6.44%	3.58%
Nomura Fds. Ireland Plc - Asia (ex-Japan) High ..		China & HK Consumer Staples	7.30%	3.49%
Robeco Capital Gr. Fds. - Asian Stars Equities		China & HK Health Care	7.33%	3.19%
Maple-Brown Abbott Funds Plc - Asia-Ex Japan .. New		Singapore Consumer Staples	3.11%	3.11%
Maple-Brown Abbott Funds Plc - Asia-Ex Japan .. New		Vietnam Consumer Staples	3.08%	3.08%
HSBC GIF - Asia (ex-Japan) Equity		China & HK Health Care	4.64%	2.96%
T Rowe Price New Asia Fund		China & HK Health Care	3.25%	-2.17%
GAM Star Fund Plc - Asian Equity	Close	China & HK Consumer Staples	0.00%	-2.24%
BlackRock Global Funds - Asian Growth Leaders..		China & HK Utilities	0.85%	-2.49%
DJE - Asian		Japan Health Care	4.01%	-2.55%
Sydneyinvest Fjernosten		India Consumer Staples	1.12%	-2.91%
Fullerton Lux Funds - Asia Focus Equities		China & HK Utilities	1.34%	-3.45%
AB FCP I - Asia (ex-Japan) Equity Portfolio		China & HK Utilities	4.32%	-3.56%

Defensive Country/Sectors: Largest Fund Flows, \$, 7/31/2022 - 1/31/2023

Fund Name	New or Cl.	Country Sector	Fund AUM, \$	Fund Flows, \$
FTIF SICAV - Asian Growth Fund	New	India Health Care	\$27M	\$29.6M
Fidelity Invt. Funds - Asia Fund		Thailand Consumer Staples	\$67M	\$26.1M
Matthews Asia Funds - Asia (ex-Japan) Dividen..		China & HK Health Care	\$33M	\$23.5M
Hermes Invt. Funds - Asia (ex-Japan) Equity Fu..		China & HK Consumer Staples	\$122M	\$22.1M
T Rowe Price New Asia Fund	New	South Korea Consumer Staples	\$19M	\$17.4M
HSBC GIF - Asia (ex-Japan) Equity		China & HK Health Care	\$21M	\$15.5M
Schroder ISF - Asian Opportunities		China & HK Health Care	\$69M	\$15.1M
Fidelity Funds SICAV - Asian Equity Fund		China & HK Health Care	\$18M	(\$20.9M)
Schroder ISF - Asian Opportunities		India Health Care	\$134M	(\$22.2M)
T Rowe Price New Asia Fund		China & HK Consumer Staples	\$58M	(\$24.6M)
Fidelity Invt. Funds - Asia Fund		China & HK Health Care	\$114M	(\$27.7M)
Fidelity Invt. Funds - Asia Fund	Close	India Utilities		(\$34.8M)
FTIF SICAV - Asian Growth Fund		China & HK Health Care	\$14M	(\$41.2M)
T Rowe Price New Asia Fund		China & HK Health Care	\$95M	(\$71.5M)

Cyclical Country/Sectors: Largest Changes in Fund Weight, %, 7/31/2022 - 1/31/2023

Fund Name	New or C.	Country Sector	Fund Weight, %	Weight Change, %
PineBridge Global Funds - Asia (ex-Japan) Equit..		China & HK Consumer Discretionary	30.12%	
NESTOR-FONDS - Nestor Fernost Funds		China & HK Consumer Discretionary	20.94%	
BlackRock Global Funds - Asian Growth Leaders..		China & HK Consumer Discretionary	15.04%	9.01%
Fidelity Active Strategy - Asia Fund		China & HK Consumer Discretionary	20.02%	8.38%
Eastspring Investments - Asian Dynamic Fund		China & HK Consumer Discretionary	14.49%	7.74%
Robeco Capital Gr. Fds. - Asian Stars Equities		China & HK Consumer Discretionary	17.25%	6.73%
Maple-Brown Abbott Funds Plc - Asia-Ex Japan .. New		Singapore Financials	6.55%	6.55%
Matthews Asia Funds - Asia (ex-Japan) Dividen..		Malaysia Consumer Discretionary	1.36%	-4.86%
Matthews Asia Funds - Asia (ex-Japan) Dividen..		Taiwan Consumer Discretionary	2.43%	-4.98%
Matthews Asia Funds - Asia (ex-Japan) Dividen.. Close		China & HK Financials	0.00%	-5.19%
First Sentier Invs. Glb. Umb. - FSSA Asia Opport..		India Financials	6.67%	-5.62%
Matthews Asia Funds - Asia (ex-Japan) Dividen.. Close		Taiwan Financials	0.00%	-5.64%
Maple-Brown Abbott Funds Plc - Asia-Ex Japan .. Close		India Financials	0.00%	-5.67%
First Sentier Invs. Glb. Umb. - FSSA Asian Growt..		India Financials	8.76%	-5.80%

Cyclical Country/Sectors: Largest Fund Flows, \$, 7/31/2022 - 1/31/2023

Fund Name	New or Cl.	Country Sector	Fund AUM, \$	Fund Flows, \$
Matthews Pacific Tiger Fund	New	Thailand Real Estate	\$179M	\$145.8M
Fidelity Invt. Funds - Asia Fund		China & HK Consumer Discretionary	\$613M	\$57.4M
Hermes Invt. Funds - Asia (ex-Japan) Equity Fu..		South Korea Consumer Discretionary	\$172M	\$52.2M
Swedbank Robur Asienfond		China & HK Consumer Discretionary	\$108M	\$47.0M
BlackRock Global Funds - Asian Growth Leaders..		China & HK Consumer Discretionary	\$116M	\$41.7M
T Rowe Price New Asia Fund	New	Singapore Real Estate	\$40M	\$36.3M
Matthews Asia Funds - Asia (ex-Japan) Dividen..		China & HK Consumer Discretionary	\$61M	\$36.1M
T Rowe Price New Asia Fund		Switzerland Consumer Discretionary	\$32M	(\$34.3M)
LO Funds - Asia High Conviction		China & HK Consumer Discretionary	\$97M	(\$34.8M)
JPMorgan Fund ICVC - Asia Growth Fund		China & HK Financials	\$96M	(\$35.7M)
Fidelity Invt. Funds - Asia Fund		India Financials	\$454M	(\$38.5M)
FTIF SICAV - Asian Growth Fund		India Financials	\$218M	(\$40.0M)
FTIF SICAV - Asian Growth Fund		China & HK Consumer Discretionary	\$268M	(\$44.0M)
Schroder ISF - Asian Opportunities		China & HK Consumer Discretionary	\$942M	(\$65.9M)

Sensitive Country/Sectors: Largest Changes in Fund Weight, %, 7/31/2022 - 1/31/2023

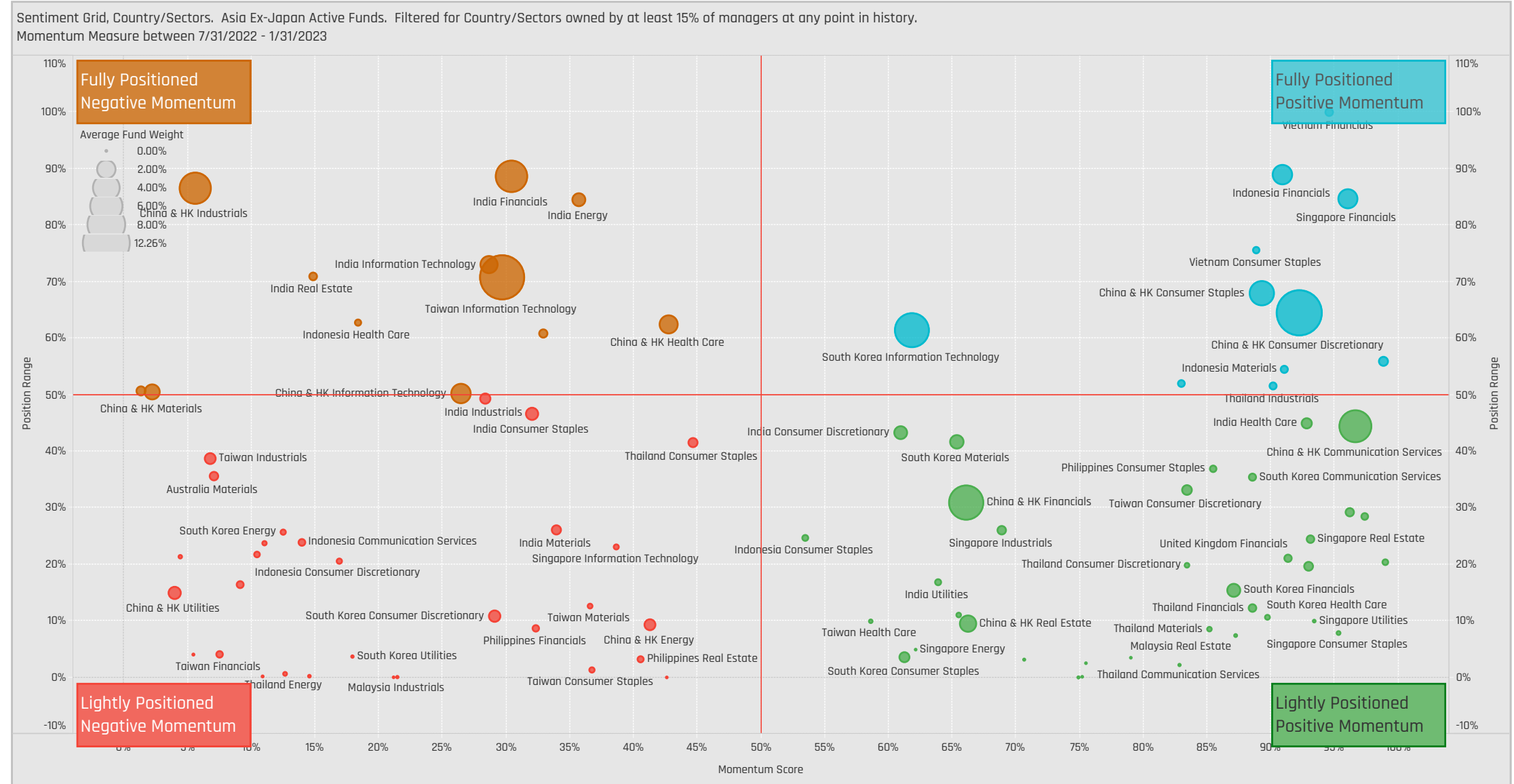
Fund Name	New or C.	Country Sector	Fund Weight, %	Weight Change, %
Fullerton Lux Funds - Asia Focus Equities	New	China & HK Communication Services	6.95%	6.95%
First Sentier Invs. Glb. Umb. - FSSA Asian Growt..		India Information Technology	7.70%	6.82%
Matthews Asia Funds - Asia (ex-Japan) Dividen..		Taiwan Information Technology	12.08%	6.44%
First Sentier Invs. Glb. Umb. - FSSA Asia Opport..		India Information Technology	7.24%	6.40%
Spaengler IQAM Asia Stock		China & HK Communication Services	10.37%	6.19%
Invesco Funds - Asia Opportunities Equity Fund		Taiwan Information Technology	17.12%	6.05%
Maple-Brown Abbott Funds Plc - Asia-Ex Japan .. New		Japan Communication Services	5.81%	5.81%
Matthews Asia Funds - Asia (ex-Japan) Dividen..		Malaysia Information Technology	2.12%	-5.02%
Maple-Brown Abbott Funds Plc - Asia-Ex Japan ..		China & HK Industrials	2.23%	-5.06%
Maple-Brown Abbott Funds Plc - Asia-Ex Japan .. Close		China & HK Information Technology	0.00%	-5.16%
Matthews Asia Funds - Asia (ex-Japan) Dividen..		Singapore Industrials	1.23%	-5.25%
Spaengler IQAM Asia Stock		Taiwan Information Technology	8.22%	-5.37%
NESTOR-FONDS - Nestor Fernost Funds		Indonesia Communication Services	1.27%	-5.75%
Invesco Funds - Asia Opportunities Equity Fund		South Korea Information Technology	5.60%	-6.03%

Sensitive Country/Sectors: Largest Fund Flows, \$, 7/31/2022 - 1/31/2023

Fund Name	New or Cl.	Country Sector	Fund AUM, \$	Fund Flows, \$
Matthews Asia Funds - Asia (ex-Japan) Dividen..		Taiwan Information Technology	\$63M	\$53.4M
FTIF SICAV - Asian Growth Fund	New	India Energy	\$37M	\$43.3M
Matthews Asia Funds - Asia (ex-Japan) Dividen..		China & HK Industrials	\$65M	\$43.1M
Swedbank Robur Asienfond		Taiwan Information Technology	\$105M	\$39.0M
T Rowe Price New Asia Fund		South Korea Information Technology	\$178M	\$36.8M
Fidelity Funds SICAV - Asian Equity Fund		Taiwan Information Technology	\$121M	\$25.5M
Invesco Funds - Asia Opportunities Equity Fund		Taiwan Information Technology	\$68M	\$24.4M
Matthews Pacific Tiger Fund		China & HK Communication Services	\$228M	(\$32.7M)
Schroder ISF - Asian Opportunities		South Korea Information Technology	\$465M	(\$33.6M)
BlackRock Global Funds - Asian Growth Leaders..		Taiwan Information Technology	\$74M	(\$38.7M)
Ninety One Glb. Strat. Fd. - Asian Equity Fund		Taiwan Information Technology	\$90M	(\$40.6M)
JPMorgan Fund ICVC - Asia Growth Fund		Taiwan Information Technology	\$101M	(\$46.1M)
Matthews Pacific Tiger Fund		Taiwan Information Technology	\$575M	(\$46.3M)
Matthews Pacific Tiger Fund		Singapore Industrials	\$13M	(\$72.1M)

Country/Sector Sentiment Grid

We combine the latest country/sector positioning, long-term positioning and short-term fund activity in the 'Sentiment Grid', below. The Y-Axis measures where today's ownership levels in each country/sector sit relative to the long-term range. We calculate the Z-Score of today's average weight, funds invested % and funds O/W %, relative to all monthly observations in our fund history (going back to 7/31/2011). A figure close to 100% would indicate today's positioning is close to its maximum ever level, a figure close to zero, the lowest. The X-axis provides a measure of short-term fund activity, or 'Momentum', by looking at the changes in average weight, funds invested % and funds o/w % between 7/31/2022 and 1/31/2023, relative to each country/sector. A figure above 50% means a country/sector has seen relative increases in ownership, a figure below 50% indicates a relative decrease in positioning. The size of the bubble represents the average weight of each country/sector.



Position Range: Average of:
 Z-Score Average Weight vs history
 Z-Score Funds Invested % vs history
 Z-Score Funds O/W % vs history

Momentum Score: Average of:
 Change in Average Weight (Percentile vs Peers)
 Change in Funds Invested % (Percentile vs Peers)
 Change in Funds O/W % (Percentile vs Peers)

Stock Allocations

Stock Holdings Snapshot

Aggregate Stock Holdings Data, Ranked by Most Widely Held.

Ticker	Stock Name	Funds Invested %	Average Weight	Vs Benchmark	Fund AUM, \$
2330-TW	Taiwan Semiconductor Manufacturing Co., L.	95.51%	7.44%	0.37%	\$4,981.60M
CASH_USD	Cash & Other Products	93.26%	3.20%	3.20%	\$1,635.79M
700-HK	Tencent Holdings Ltd.	82.02%	4.23%	-0.79%	\$2,645.20M
9988-HK	Alibaba Group Holding Ltd.	79.78%	3.39%	0.02%	\$2,089.89M
1299-HK	AIA Group Limited	76.40%	3.04%	0.81%	\$1,908.09M
005930-KR	Samsung Electronics Co., Ltd.	75.28%	3.95%	0.06%	\$3,249.40M
500180-IN	HDFC Bank Limited	61.80%	1.93%	1.93%	\$1,472.32M
JD-US	JD.com, Inc. Sponsored ADR Class A	58.43%	1.34%	0.29%	\$1,125.88M
388-HK	Hong Kong Exchanges & Clearing Ltd.	56.18%	1.08%	0.19%	\$674.01M
3690-HK	Meituan Class B	56.18%	1.39%	-0.45%	\$922.76M
532174-IN	ICICI Bank Limited	51.69%	1.35%	0.49%	\$994.81M
2454-TW	MediaTek Inc	50.56%	0.83%	0.22%	\$740.76M
500209-IN	Infosys Limited	48.31%	0.80%	-0.23%	\$649.02M
005-SG	DBS Group Holdings Ltd	47.19%	1.19%	0.38%	\$470.44M
669-HK	Techtronic Industries Co., Ltd.	47.19%	0.81%	0.54%	\$552.65M
BBCA-ID	PT Bank Central Asia Tbk	43.82%	0.94%	0.43%	\$547.01M
000660-KR	SK hynix Inc.	43.82%	0.83%	0.18%	\$350.81M
500325-IN	Reliance Industries Limited	38.20%	0.84%	-0.60%	\$506.29M
SE-US	Sea Ltd. (Singapore) Sponsored ADR Class A	37.08%	0.33%	-0.06%	\$278.00M
3968-HK	China Merchants Bank Co., Ltd. Class H	34.83%	0.66%	0.24%	\$338.92M
YUMC-US	Yum China Holdings, Inc.	33.71%	0.75%	0.32%	\$550.47M
2318-HK	Ping An Insurance (Group) Company of Chin..	33.71%	0.60%	-0.20%	\$349.01M
051910-KR	LG Chem Ltd.	32.58%	0.69%	0.24%	\$637.48M
NTESF-US	NetEase, Inc.	31.46%	0.63%	0.04%	\$343.53M
BBRI-ID	PT Bank Rakyat Indonesia (Persero) Tbk Clas..	31.46%	0.53%	0.19%	\$274.80M

Aggregate Stock Holdings Data, Largest Overweight Holdings

Ticker	Stock Name	Vs Benchmark	Average Weight	Funds Invested %	Fund AUM, \$
CASH_USD	Cash & Other Products	3.20%	3.20%	93.26%	\$1,635.79M
500180-IN	HDFC Bank Limited	1.93%	1.93%	61.80%	\$1,472.32M
1299-HK	AIA Group Limited	0.81%	3.04%	76.40%	\$1,908.09M
669-HK	Techtronic Industries Co., Ltd.	0.54%	0.81%	47.19%	\$552.65M
600519-CN	Kweichow Moutai Co., Ltd. Class A	0.51%	0.85%	29.21%	\$733.05M
532174-IN	ICICI Bank Limited	0.49%	1.35%	51.69%	\$994.81M
BBCA-ID	PT Bank Central Asia Tbk	0.43%	0.94%	43.82%	\$547.01M
005-SG	DBS Group Holdings Ltd	0.38%	1.19%	47.19%	\$470.44M
1910-HK	Samsonite International S.A.	0.38%	0.38%	19.10%	\$238.31M
2330-TW	Taiwan Semiconductor Manufacturing Co., L.	0.37%	7.44%	95.51%	\$4,981.60M

Aggregate Stock Holdings Data, Largest Underweight Holdings

Ticker	Stock Name	Vs Benchmark	Average Weight	Funds Invested %	Fund AUM, \$
700-HK	Tencent Holdings Ltd.	-0.79%	4.23%	82.02%	\$2,645.20M
939-HK	China Construction Bank Corporation Class H	-0.71%	0.32%	15.73%	\$152.93M
500325-IN	Reliance Industries Limited	-0.60%	0.84%	38.20%	\$506.29M
3988-HK	Bank of China Limited Class H	-0.47%	0.02%	3.37%	\$19.70M
3690-HK	Meituan Class B	-0.45%	1.39%	56.18%	\$922.76M
1398-HK	Industrial and Commercial Bank of China Li..	-0.43%	0.07%	5.62%	\$31.32M
1810-HK	Xiaomi Corp. Class B	-0.41%	0.01%	2.25%	\$16.44M
2317-TW	Hon Hai Precision Industry Co., Ltd.	-0.35%	0.33%	19.10%	\$131.27M
005490-KR	POSCO Holdings Inc.	-0.28%	0.04%	3.37%	\$60.72M
16-HK	Sun Hung Kai Properties Limited	-0.26%	0.09%	6.74%	\$49.50M

Top Stock Holdings, %

Fund Name	Ticker	Stock Name	%
JPMorgan (Taiwan) Asia Domestic Opportunities Fund	CASH_USD	Cash & Other Products	12.96%
EPIC Funds Plc - Oriental Focus Fund	3529-TW	eMemory Technology, Inc.	12.21%
Wellington Mgmt. Fds. (LU) - Asian Opportunities Fund	CASH_USD	Cash & Other Products	11.15%
Fidelity Asia Fund	CASH_USD	Cash & Other Products	11.10%
Fidelity Active Strategy - Asia Fund	2330-TW	Taiwan Semiconductor Manufacturing Co., Lt..	11.00%
Value Partners High Dividend Stocks Fund	CASH_USD	Cash & Other Products	10.69%
Prisma Asianavigator UI	CASH_USD	Cash & Other Products	10.62%
Handelsbanken Asien Tema	2330-TW	Taiwan Semiconductor Manufacturing Co., Lt..	10.50%
Nomura Fds. Ireland Plc - Asia (ex-Japan) High Conviction	2330-TW	Taiwan Semiconductor Manufacturing Co., Lt..	10.42%
Sydneyinvest Fjernosten	2330-TW	Taiwan Semiconductor Manufacturing Co., Lt..	10.25%
Swedbank Robur Asienfond	2330-TW	Taiwan Semiconductor Manufacturing Co., Lt..	10.16%
T Rowe Price Asia Opportunities Fund	2330-TW	Taiwan Semiconductor Manufacturing Co., Lt..	10.02%
Fidelity Inv. Trust - Emerging Asia Fund	2330-TW	Taiwan Semiconductor Manufacturing Co., Lt..	9.97%
Fidelity Asia Fund	2330-TW	Taiwan Semiconductor Manufacturing Co., Lt..	9.90%
PineBridge Global Funds - Asia (ex-Japan) Equity Fund	PDD-US	Pinduoduo, Inc. Sponsored ADR Class A	9.86%
Pictet - Asian Equities (ex-Japan)	2330-TW	Taiwan Semiconductor Manufacturing Co., Lt..	9.83%
Aberdeen Asian Opportunities Fund	2330-TW	Taiwan Semiconductor Manufacturing Co., Lt..	9.82%
T Rowe Price New Asia Fund	2330-TW	Taiwan Semiconductor Manufacturing Co., Lt..	9.81%
Fidelity Active Strategy - Asia Fund	600519-CN	Kweichow Moutai Co., Ltd. Class A	9.57%
T. Rowe Price Funds SICAV - Asian ex-Japan Eq. Fund	2330-TW	Taiwan Semiconductor Manufacturing Co., Lt..	9.49%
HSBC GIF - Asia (ex-Japan) Equity	2330-TW	Taiwan Semiconductor Manufacturing Co., Lt..	9.48%
Nordea Asian Stars Fund	2330-TW	Taiwan Semiconductor Manufacturing Co., Lt..	9.44%
Fidelity Funds SICAV - Asian Equity Fund	005930-KR	Samsung Electronics Co., Ltd.	9.44%
Skandia Asia	2330-TW	Taiwan Semiconductor Manufacturing Co., Lt..	9.44%
Fidelity Active Strategy - Asia Fund	CASH_USD	Cash & Other Products	9.41%

Top Stock Holdings, \$

Fund Name	Ticker	Stock Name	\$
Schroder ISF - Asian Opportunities	2330-TW	Taiwan Semiconductor Manufacturing Co., Lt..	\$541M
Veritas Funds Plc - Asian Fund	005930-KR	Samsung Electronics Co., Ltd.	\$538M
Veritas Funds Plc - Asian Fund	2330-TW	Taiwan Semiconductor Manufacturing Co., Lt..	\$463M
Fidelity Inv. Funds - Asia Fund	2330-TW	Taiwan Semiconductor Manufacturing Co., Lt..	\$390M
Schroder ISF - Asian Opportunities	005930-KR	Samsung Electronics Co., Ltd.	\$381M
Matthews Pacific Tiger Fund	2330-TW	Taiwan Semiconductor Manufacturing Co., Lt..	\$359M
Veritas Funds Plc - Asian Fund	300124-CN	Shenzhen Inovance Technology Co., Ltd Class..	\$346M
Veritas Funds Plc - Asian Fund	CASH_USD	Cash & Other Products	\$345M
Veritas Funds Plc - Asian Fund	CSL-AU	CSL Limited	\$327M
Veritas Funds Plc - Asian Fund	500180-IN	HDFC Bank Limited	\$312M
Fidelity Inv. Funds - Asia Fund	1299-HK	AIA Group Limited	\$312M
T Rowe Price New Asia Fund	2330-TW	Taiwan Semiconductor Manufacturing Co., Lt..	\$285M
Schroder ISF - Asian Opportunities	700-HK	Tencent Holdings Ltd.	\$277M
Fidelity Inv. Funds - Asia Fund	005930-KR	Samsung Electronics Co., Ltd.	\$270M
Veritas Funds Plc - Asian Fund	600519-CN	Kweichow Moutai Co., Ltd. Class A	\$267M
Schroder ISF - Asian Opportunities	1299-HK	AIA Group Limited	\$266M
Fidelity Inv. Funds - Asia Fund	700-HK	Tencent Holdings Ltd.	\$265M
Veritas Funds Plc - Asian Fund	300274-CN	Sungrow Power Supply Co., Ltd. Class A	\$239M
Veritas Funds Plc - Asian Fund	700-HK	Tencent Holdings Ltd.	\$239M
iShares Tr. - MSCI All Country Asia ex-Japan ETF	2330-TW	Taiwan Semiconductor Manufacturing Co., Lt..	\$228M
Veritas Funds Plc - Asian Fund	532540-IN	Tata Consultancy Services Limited	\$227M
Veritas Funds Plc - Asian Fund	500696-IN	Hindustan Unilever Limited	\$223M
Schroder ISF - Asian Opportunities	PH1WRT.F-LU	Schroder International Selection Fund SICAV ..	\$220M
Veritas Funds Plc - Asian Fund	300450-CN	Wuxi Lead Intelligent Equipment Co. Ltd. Cla..	\$218M

Stock Holdings Activity

Aggregate Stock Holdings Changes - Largest Increases in Funds Invested %, 7/31/2022 - 1/31/2023

Ticker	Stock Name	Funds Invested % Δ	Average Weight Δ	Average Wgt vs Benchmark Δ	Fund Flows, \$
9961-HK	Trip Com Group Ltd	8.99%	0.20%	0.20%	\$34.70M
1880-HK	China Tourism Group Duty Free Corporation ..	8.99%	0.05%	0.03%	\$27.59M
532174-IN	ICICI Bank Limited	6.74%	-0.06%	0.02%	\$9.05M
CPN-TH	Central Pattana Public Co. Ltd.	6.74%	0.10%	0.08%	\$151.26M
006400-KR	Samsung SDI Co., Ltd	6.74%	0.19%	0.10%	\$22.87M
Z74-SG	Singapore Telecommunications Limited	5.62%	0.08%	0.09%	\$22.50M
300760-CN	Shenzhen Mindray Bio-Medical Electronics C..	5.62%	0.07%	0.06%	\$4.02M
601012-CN	LONGi Green Energy Technology Co., Ltd. Cla..	4.49%	-0.08%	-0.06%	\$7.37M
TCOM-US	Trip.com Group Ltd. Sponsored ADR	4.49%	0.13%	0.04%	\$10.03M
1023-MY	CIMB Group Holdings Bhd	4.49%	0.04%	0.03%	\$35.49M
500209-IN	Infosys Limited	3.37%	-0.15%	-0.05%	(\$66.59M)
U11-SG	United Overseas Bank Ltd. (Singapore)	3.37%	0.05%	0.04%	\$0.03M
PDD-US	Pinduoduo, Inc. Sponsored ADR Class A	3.37%	0.37%	-0.07%	(\$7.19M)
039-SG	Oversea-Chinese Banking Corporation Limit..	3.37%	0.03%	-0.02%	(\$20.18M)
MWG-VN	Mobile World Investment Corp	3.37%	0.00%	0.00%	\$13.43M
MMYT-US	MakeMyTrip Ltd.	3.37%	0.03%	0.03%	\$12.57M
BN4-SG	Keppel Corporation Limited	3.37%	0.05%	0.04%	\$24.33M
BDMS-TH	Bangkok Dusit Medical Services Public Co. Lt..	3.37%	0.04%	0.02%	\$8.85M
601100-CN	Jiangsu Hengli Hydraulic Co., Ltd. Class A	3.37%	0.04%	0.04%	\$35.84M
532500-IN	Maruti Suzuki India Limited	3.37%	0.00%	0.02%	(\$35.05M)
532215-IN	Axis Bank Limited	3.37%	0.02%	0.00%	\$4.84M
500570-IN	Tata Motors Limited	3.37%	0.02%	0.03%	\$18.20M
3533-TW	Lotes Co., Ltd	3.37%	0.02%	0.02%	\$7.01M
322-HK	Tingyi (Cayman Islands) Holding Corp.	3.37%	0.05%	0.05%	\$3.98M
3023-TW	SINBON Electronics Co., Ltd.	3.37%	0.02%	0.02%	\$9.20M

Largest Fund Level Changes in Stock Weight, %, 7/31/2022 - 1/31/2023

Fund Name	Ticker	Stock Name	New or Close..	Weight Change
PineBridge Global Funds - Asia (ex-Japan) Equity F..	PDD-US	Pinduoduo, Inc. Sponsored ..		5.99%
Maple-Brown Abbott Funds Plc - Asia-Ex Japan Fun..	941-HK	China Mobile Limited		5.99%
Fullerton Lux Funds - Asia Focus Equities	700-HK	Tencent Holdings Ltd.	New	5.99%
Maple-Brown Abbott Funds Plc - Asia-Ex Japan Fun..	9432-JP	Nippon Telegraph and Tele..	New	5.81%
Matthews Asia Funds - Asia (ex-Japan) Dividend Fu..	2330-TW	Taiwan Semiconductor Man..	New	5.81%
Nomura Fds. Ireland Plc - Asia (ex-Japan) High Con..	9988-HK	Alibaba Group Holding Ltd.	New	5.64%
NESTOR-FONDS - Nestor Fernost Funds	BSL-SG	Raffles Medical Group Ltd		5.35%
First Sentier Invs. Glb. Umb. - FSSA Asian Growth F..	532540-IN	Tata Consultancy Services ..	New	5.28%
Invesco Funds - Asia Opportunities Equity Fund	9988-HK	Alibaba Group Holding Ltd.		5.25%
Fidelity Active Strategy - Asia Fund	2331-HK	Li Ning Company Limited	New	4.85%
First Sentier Invs. Glb. Umb. - FSSA Asia Opportuniti..	532540-IN	Tata Consultancy Services ..	New	4.84%
Robeco Capital Gr. Fds. - Asian Stars Equities	9988-HK	Alibaba Group Holding Ltd.		4.73%
Fullerton Lux Funds - Asia Focus Equities	500325-IN	Reliance Industries Limited		-4.89%
Maple-Brown Abbott Funds Plc - Asia-Ex Japan Fun..	NTESF-US	NetEase, Inc.	Close	-4.94%
Matthews Asia Funds - Asia (ex-Japan) Dividend Fu..	5904-TW	POYA International Co., Ltd.		-4.98%
Matthews Asia Funds - Asia (ex-Japan) Dividend Fu..	0128-MY	Frontken Corp. Bhd.		-5.02%
First Sentier Invs. Glb. Umb. - FSSA Asia Opportuniti..	500180-IN	HDFC Bank Limited	Close	-5.14%
PineBridge Global Funds - Asia (ex-Japan) Equity F..	002050-CN	Zhejiang Sanhua Intelligent..	Close	-5.19%
Matthews Asia Funds - Asia (ex-Japan) Dividend Fu..	FDSOINXE1	Postal Savings Bank of Chi..	Close	-5.19%
Matthews Asia Funds - Asia (ex-Japan) Dividend Fu..	S58-SG	SATS Ltd		-5.26%
First Sentier Invs. Glb. Umb. - FSSA Asian Growth F..	500180-IN	HDFC Bank Limited	Close	-5.43%
Matthews Asia Funds - Asia (ex-Japan) Dividend Fu..	2891-TW	CTBC Financial Holding Co..	Close	-5.64%
NESTOR-FONDS - Nestor Fernost Funds	MNCN-ID	PT Media Nusantara Citra T..		-5.75%
Maple-Brown Abbott Funds Plc - Asia-Ex Japan Fun..	700-HK	Tencent Holdings Ltd.	Close	-6.53%

Aggregate Stock Holdings Changes - Largest Decreases in Funds Invested %, 7/31/2022 - 1/31/2023

Ticker	Stock Name	Funds Invested % Δ	Average Weight Δ	Average Wgt vs Benchmark Δ	Fund Flows, \$
035420-KR	NAVER Corp.	-15.73%	-0.29%	-0.20%	(\$81.91M)
2269-HK	Wuxi Biologics (Cayman) Inc.	-5.62%	-0.09%	0.00%	(\$73.43M)
2454-TW	MediaTek Inc	-5.62%	-0.10%	-0.09%	(\$40.46M)
1109-HK	China Resources Land Limited	-5.62%	-0.02%	-0.02%	(\$24.65M)
SE-US	Sea Ltd. (Singapore) Sponsored ADR Class A	-5.62%	-0.12%	-0.03%	(\$31.61M)
000660-KR	SK hynix Inc.	-4.49%	-0.09%	-0.02%	(\$36.73M)
002050-CN	Zhejiang Sanhua Intelligent Controls Co., Lt..	-4.49%	-0.09%	-0.09%	(\$34.73M)
002241-CN	GoerTek Inc. Class A	-4.49%	-0.08%	-0.08%	(\$15.26M)
002475-CN	Luxshare Precision Industry Co. Ltd. Class A	-4.49%	-0.06%	-0.05%	(\$17.17M)
3037-TW	Unimicron Technology Corp.	-4.49%	-0.07%	-0.05%	(\$9.57M)
5183-MY	PETRONAS Chemicals Group Bhd.	-4.49%	-0.04%	-0.03%	(\$7.08M)
600276-CN	Jiangsu Hengrui Pharmaceuticals Co., Ltd. Cl..	-4.49%	-0.04%	-0.04%	(\$54.35M)
6098-HK	Country Garden Services Holdings Co. Ltd.	-4.49%	0.00%	-0.02%	(\$19.59M)
914-HK	Anhui Conch Cement Company Limited Clas..	-4.49%	-0.03%	-0.02%	(\$4.75M)
000333-CN	Midea Group Co. Ltd. Class A	-3.37%	-0.03%	-0.03%	(\$12.86M)
005490-KR	POSCO Holdings Inc.	-3.37%	-0.02%	-0.09%	(\$5.73M)
1308-HK	SITC International Holdings Co., Ltd.	-3.37%	-0.04%	-0.01%	(\$3.52M)
1398-HK	Industrial and Commercial Bank of China Li..	-3.37%	-0.06%	-0.04%	(\$12.50M)
2343-HK	Pacific Basin Shipping Limited	-3.37%	-0.04%	-0.04%	(\$7.06M)
2379-TW	Realtek Semiconductor Corp	-3.37%	-0.01%	0.00%	(\$6.49M)
2891-TW	CTBC Financial Holding Company Ltd.	-3.37%	-0.12%	-0.10%	(\$22.77M)
3888-HK	Kingsoft Corp. Ltd.	-3.37%	-0.06%	-0.06%	(\$6.93M)
500575-IN	Volta Limited	-3.37%	-0.05%	-0.05%	(\$8.85M)
603486-CN	Ecovacs Robotics Co., Ltd. Class A	-3.37%	-0.02%	-0.02%	(\$4.53M)
603501-CN	Will Semiconductor Ltd. Class A	-3.37%	-0.03%	-0.03%	(\$24.05M)

Largest Fund Level Stock Inflows/Outflows, \$, 7/31/2022 - 1/31/2023

Fund Name	Ticker	Stock Name	New or Close..	Inflow/Outflow
Matthews Pacific Tiger Fund	CPN-TH	Central Pattana Public Co. L..	New	\$146M
FTIF SICAV - Asian Growth Fund	500325-IN	Reliance Industries Limited	New	\$43M
T Rowe Price New Asia Fund	005930-KR	Samsung Electronics Co., Ltd.		\$42M
Fidelity Inv. Funds - Asia Fund	601888-CN	China Tourism Group Duty F..	New	\$37M
T Rowe Price New Asia Fund	C38U-SG	Capitaland Integrated Com..	New	\$36M
Hermes Inv. Funds - Asia (ex-Japan) Equity Fund	9988-HK	Alibaba Group Holding Ltd.		\$30M
Matthews Pacific Tiger Fund	BEKE-US	KE Holdings, Inc. Sponsored ..		\$27M
T Rowe Price New Asia Fund	601100-CN	Jiangsu Hengli Hydraulic Co...	New	\$27M
T Rowe Price New Asia Fund	1023-MY	CIMB Group Holdings Bhd	New	\$27M
Fidelity Inv. Funds - Asia Fund	CPALL-TH	CP All Public Co. Ltd.		\$26M
Baillie Gifford Overseas Growth Fund - Pacific Fund	1024-HK	Kuaishou Technology Class B	New	\$26M
Fidelity Inv. Trust - Emerging Asia Fund	543320-IN	Zomato Ltd.		\$26M
FTIF SICAV - Asian Growth Fund	2269-HK	Wuxi Biologics (Cayman) Inc.	Close	(\$31M)
Matthews Pacific Tiger Fund	241560-KR	Doosan Bobcat Inc.	Close	(\$31M)
T Rowe Price New Asia Fund	HTHT-US	H World Group Limited Spon..		(\$31M)
Schroder ISF - Asian Opportunities	500209-IN	Infosys Limited		(\$32M)
Matthews Pacific Tiger Fund	BIDU-US	Baidu Inc Sponsored ADR Cl..		(\$33M)
T Rowe Price New Asia Fund	CFR-CH	Compagnie Financiere Riche..		(\$34M)
Fidelity Inv. Funds - Asia Fund	532898-IN	Power Grid Corporation of In..	Close	(\$35M)
Fidelity Inv. Trust - Emerging Asia Fund	PDD-US	Pinduoduo, Inc. Sponsored A..		(\$37M)
Fidelity Inv. Funds - Asia Fund	500010-IN	Housing Development Finan..		(\$39M)
FTIF SICAV - Asian Growth Fund	500247-IN	Kotak Mahindra Bank Limite..		(\$42M)
Schroder ISF - Asian Opportunities	603833-CN	Oppein Home Group, Inc. Cla..		(\$49M)
Matthews Pacific Tiger Fund	S58-SG	SATS Ltd		(\$72M)

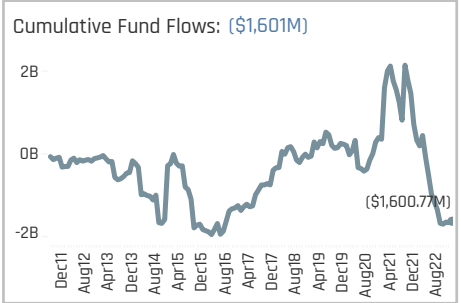
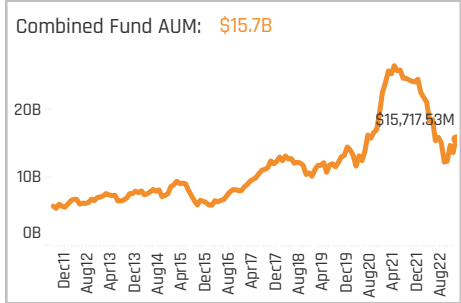
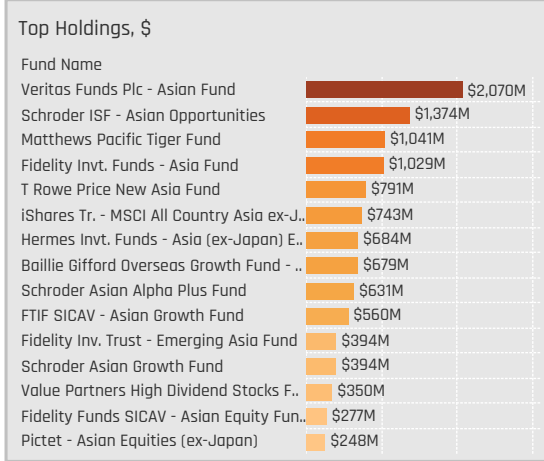
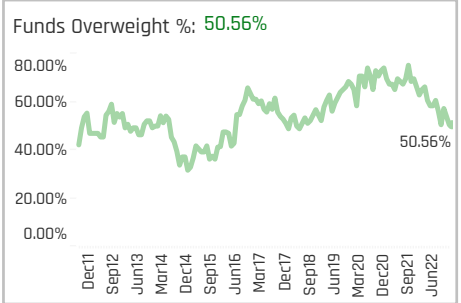
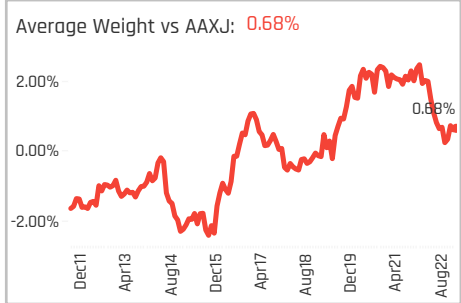
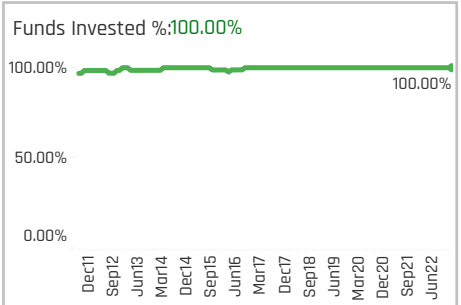
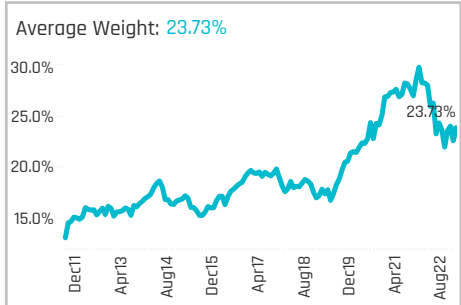
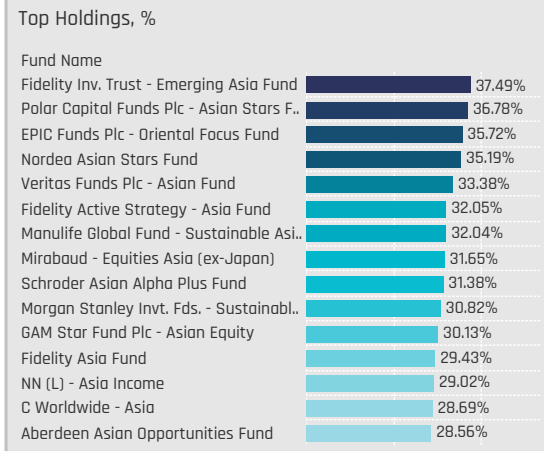
Stock Sentiment Grid

We combine the latest stock positioning, long-term positioning and short-term fund activity in the 'Sentiment Grid', below. The Y-Axis measures where today's ownership levels in each stock sit relative to the long-term range. We calculate the Z-Score of today's average weight, funds invested % and funds O/W %, relative to all monthly observations in our fund history (going back to 7/31/2011). A figure close to 100% would indicate today's positioning is close to its maximum ever level, a figure close to zero, the lowest. The X-axis provides a measure of short-term fund activity, or 'Momentum', by looking at the changes in average weight, funds invested % and funds o/w % between 7/31/2022 and 1/31/2023, relative to each stock. A figure above 50% means a stock has seen relative increases in ownership, a figure below 50% indicates a relative decrease in positioning. The size of the bubble represents the average weight of each stock.





Sector Profiles

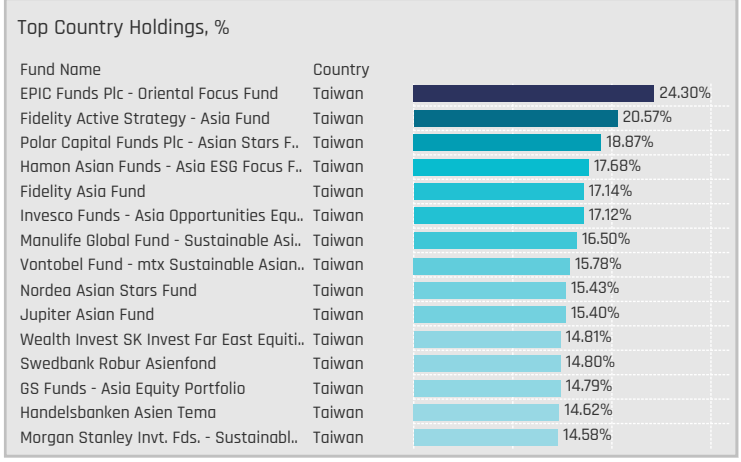
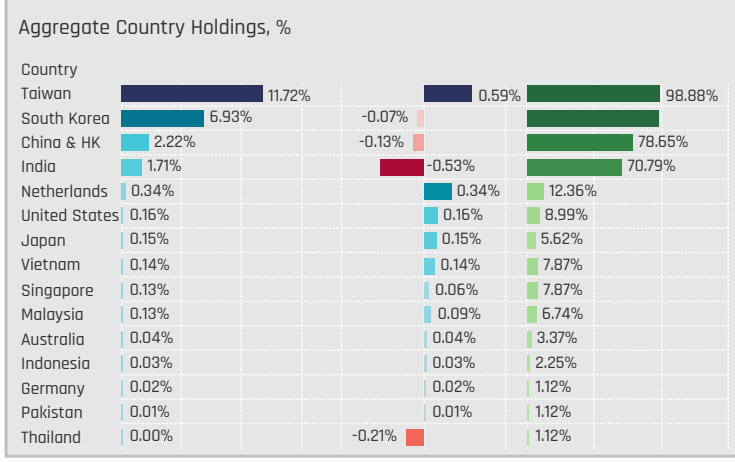


Aggregate Stock Holdings Data, Ranked by Most Widely Held.

Ticker	Stock Name	Funds Invested %	Average Weight	Vs Benchmark	Fund AUM, \$
2330-TW	Taiwan Semiconductor Manuf..	95.51%	7.44%	0.37%	\$4,982M
005930-KR	Samsung Electronics Co., Ltd.	75.28%	3.95%	0.06%	\$3,249M
2454-TW	MediaTek Inc	50.56%	0.83%	0.22%	\$741M
500209-IN	Infosys Limited	48.31%	0.80%	-0.23%	\$649M
000660-KR	SK hynix Inc.	43.82%	0.83%	0.18%	\$351M
601012-CN	LONGi Green Energy Technolo..	28.09%	0.31%	0.26%	\$257M
006400-KR	Samsung SDI Co., Ltd	26.97%	0.50%	-0.01%	\$457M
532540-IN	Tata Consultancy Services Li..	22.47%	0.50%	-0.12%	\$469M
2308-TW	Delta Electronics, Inc.	22.47%	0.32%	-0.02%	\$138M
035420-KR	NAVER Corp.	21.35%	0.31%	-0.05%	\$305M
6415-TW	Silergy Corp.	20.22%	0.20%	0.10%	\$94M
2317-TW	Hon Hai Precision Industry Co...	19.10%	0.33%	-0.35%	\$131M
005935-KR	Samsung Electronics Co Ltd P..	19.10%	0.62%	0.01%	\$397M
2382-HK	Sunny Optical Technology (Gr..	17.98%	0.24%	0.08%	\$107M
2395-TW	Advantech Co., Ltd.	15.73%	0.26%	0.18%	\$69M

Top Stock Holdings, %

Fund Name	Ticker	Stock Name	Weight (%)
EPIC Funds Plc - Oriental Focus Fund	3529-TW	eMemory Technology, ..	12.21%
Fidelity Active Strategy - Asia Fund	2330-TW	Taiwan Semiconductor..	11.00%
Handelsbanken Asien Tema	2330-TW	Taiwan Semiconductor..	10.50%
Nomura Fds. Ireland Plc - Asia (ex-Japa..	2330-TW	Taiwan Semiconducto..	10.42%
Sydneyinvest Fjernosten	2330-TW	Taiwan Semiconducto..	10.25%
Swedbank Robur Asienfond	2330-TW	Taiwan Semiconducto..	10.16%
T Rowe Price Asia Opportunities Fund	2330-TW	Taiwan Semiconducto..	10.02%
Fidelity Inv. Trust - Emerging Asia Fund	2330-TW	Taiwan Semiconducto..	9.97%
Fidelity Asia Fund	2330-TW	Taiwan Semiconducto..	9.90%
Pictet - Asian Equities (ex-Japan)	2330-TW	Taiwan Semiconducto..	9.83%
Aberdeen Asian Opportunities Fund	2330-TW	Taiwan Semiconducto..	9.82%
T Rowe Price New Asia Fund	2330-TW	Taiwan Semiconducto..	9.81%
T. Rowe Price Funds SICAV - Asian ex-J..	2330-TW	Taiwan Semiconducto..	9.49%
HSBC GIF - Asia (ex-Japan) Equity	2330-TW	Taiwan Semiconducto..	9.48%
Nordea Asian Stars Fund	2330-TW	Taiwan Semiconducto..	9.44%



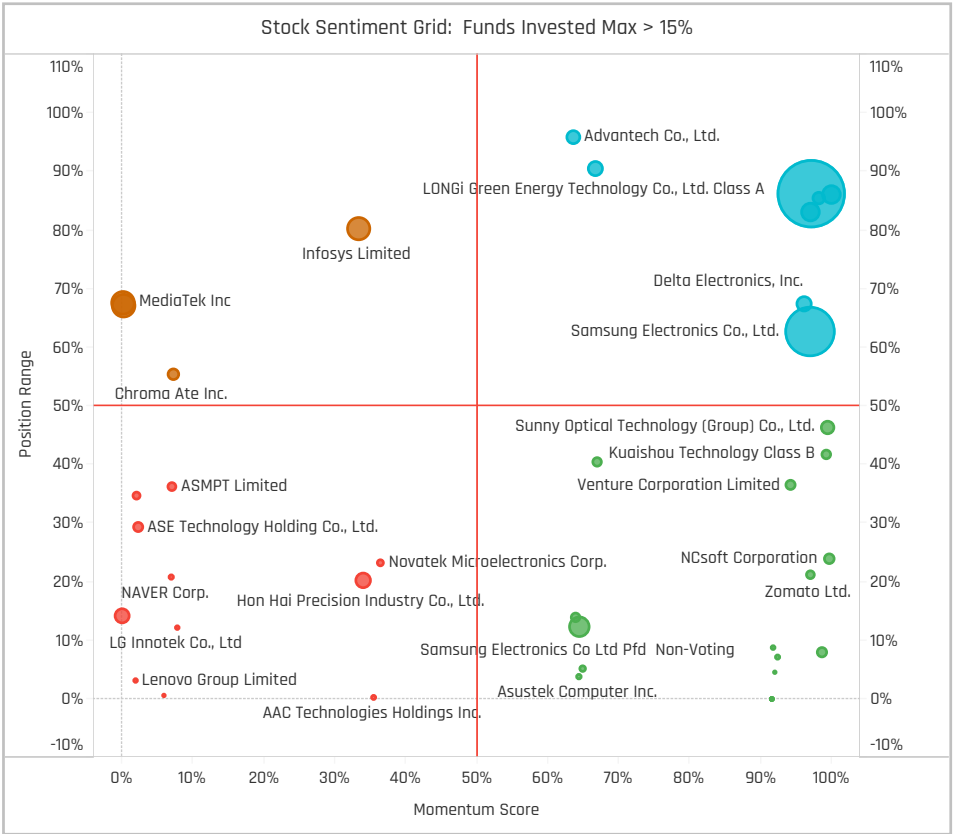
Top Stock Holdings, \$

Fund Name	Ticker	Stock Name	Value (\$)
Schroder ISF - Asian Opportunities	2330-TW	Taiwan Semiconductor ..	\$541M
Veritas Funds Plc - Asian Fund	005930-..	Samsung Electronics Co...	\$538M
Veritas Funds Plc - Asian Fund	2330-TW	Taiwan Semiconductor ..	\$463M
Fidelity Inv. Funds - Asia Fund	2330-TW	Taiwan Semiconductor ..	\$390M
Schroder ISF - Asian Opportunities	005930-..	Samsung Electronics Co...	\$381M
Matthews Pacific Tiger Fund	2330-TW	Taiwan Semiconductor ..	\$359M
T Rowe Price New Asia Fund	2330-TW	Taiwan Semiconductor ..	\$285M
Fidelity Inv. Funds - Asia Fund	005930-..	Samsung Electronics Co...	\$270M
iShares Tr. - MSCI All Country Asia ex-J..	2330-TW	Taiwan Semiconductor ..	\$228M
Veritas Funds Plc - Asian Fund	532540-IN	Tata Consultancy Servic..	\$227M
Veritas Funds Plc - Asian Fund	300450-..	Wuxi Lead Intelligent Eq..	\$218M
Hermes Inv. Funds - Asia (ex-Japan) E..	005930-..	Samsung Electronics Co...	\$209M
FTIF SICAV - Asian Growth Fund	2330-TW	Taiwan Semiconductor ..	\$202M
Veritas Funds Plc - Asian Fund	006400-..	Samsung SDI Co., Ltd	\$200M
Matthews Pacific Tiger Fund	005930-..	Samsung Electronics Co...	\$200M

Largest Changes in Fund Weight, %

Fund Name	New or C..	Change
Matthews Asia Funds - Asia (ex-...		5.50%
Prisma Asianavigator UI		4.48%
GAM Star Fund Plc - Asian Equity		4.42%
First Sentier Invs. Glb. Umb. - FS..		4.32%
Fidelity Inv. Trust - Emerging Asi..		4.25%
First Sentier Invs. Glb. Umb. - FS..		4.05%
GAM Multistock SICAV - Asia Foc..		2.86%
HSBC GIF - Asia (ex-Japan) Equi..		-4.07%
BlackRock Global Funds - Asian ..		-4.42%
Nomura Fds. Ireland Plc - Asia (e..		-4.55%
Spaengler IQAM Asia Stock		-4.93%
Morgan Stanley Inv. Fds. - Sust..		-5.02%
Ninety One Glb. Strat. Fd. - Asia..		-5.21%
Maple-Brown Abbott Funds Plc -..		-6.22%

Ave Wgt Δ	Funds Invested Δ	Fund Flows, \$	Av Wgt vs AAXJ Δ	Funds O/W % Δ
-0.68%	0.00%	(\$468M)	0.01%	-10.11%



Aggregate Stock Holdings Changes

Ticker	Stock Name	Funds Invested % Δ	Average Weight Δ	Fund Flows, \$
006400-KR	Samsung SDI Co., Ltd	6.74%	0.19%	\$23M
601012-CN	LONGi Green Energy Technolog..	4.49%	-0.08%	\$7M
500209-IN	Infosys Limited	3.37%	-0.15%	(\$67M)
3533-TW	Lotes Co., Ltd	3.37%	0.02%	\$7M
3023-TW	SINBON Electronics Co., Ltd.	3.37%	0.02%	\$9M
3008-TW	LARGAN Precision Co., Ltd.	3.37%	0.02%	\$15M
2382-HK	Sunny Optical Technology (Gro..	3.37%	0.04%	\$19M
3888-HK	Kingsoft Corp. Ltd.	-3.37%	-0.06%	(\$7M)
2379-TW	Realtek Semiconductor Corp	-3.37%	-0.01%	(\$6M)
3037-TW	Unimicron Technology Corp.	-4.49%	-0.07%	(\$10M)
002475-CN	Luxshare Precision Industry Co..	-4.49%	-0.06%	(\$17M)
000660-KR	SK hynix Inc.	-4.49%	-0.09%	(\$37M)
2454-TW	MediaTek Inc	-5.62%	-0.10%	(\$40M)
035420-KR	NAVER Corp.	-15.73%	-0.29%	(\$82M)

Largest Fund Flows, \$

Fund Name	New or Cl..	Flow
Matthews Asia Funds - Asia (ex..		\$89M
Swedbank Robur Asienfond		\$50M
Fidelity Funds SICAV - Asian Eq..		\$36M
Eastspring Investments - Asian..		\$24M
Fidelity Inv. Trust - Emerging As..		\$22M
First Sentier Invs. Glb. Umb. - F..		\$20M
BL - Equities Asia		\$11M
Ninety One Glb. Strat. Fd. - Asia..		(\$52M)
iShares Tr. - MSCI All Country A..		(\$55M)
BlackRock Global Funds - Asian ..		(\$57M)
Matthews Pacific Tiger Fund		(\$58M)
Fidelity Inv. Funds - Asia Fund		(\$58M)
JPMorgan Fund ICVC - Asia Gro..		(\$80M)
Schroder ISF - Asian Opportunit..		(\$87M)

Largest Fund Level Changes in Stock Weight, %

Fund Name	Stock Name	New ..	Change
Matthews Asia Funds - Asia (ex-Ja..	Taiwan Semiconductor M..	New	5.81%
First Sentier Invs. Glb. Umb. - FSSA..	Tata Consultancy Service..	New	5.28%
First Sentier Invs. Glb. Umb. - FSSA..	Tata Consultancy Service..	New	4.84%
Prisma Asianavigator UI	Samsung Electronics Co...		3.75%
PineBridge Global Funds - Asia (ex..	Samsung SDI Co., Ltd	New	3.63%
Maple-Brown Abbott Funds Plc - A..	Taiwan Semiconductor M..		3.46%
AB FCP I - Asia (ex-Japan) Equity ..	SK hynix Inc.	New	3.35%
Morgan Stanley Inv. Fds. - Sustai..	ASML Holding NV	Close	-3.08%
Fullerton Lux Funds - Asia Focus E..	Samsung Electronics Co...		-3.16%
Invesco Funds - Asia Opportunitie..	Samsung Electronics Co...		-3.59%
Maple-Brown Abbott Funds Plc - A..	Xiaomi Corp. Class B	Close	-3.65%
Matthews Asia Funds - Asia (ex-Ja..	VisEra Technologies Co., ..		-4.16%
Maple-Brown Abbott Funds Plc - A..	Samsung Electronics Co...		-4.60%
Matthews Asia Funds - Asia (ex-Ja..	Frontken Corp. Bhd.		-5.02%

Aggregate Country Holding Changes

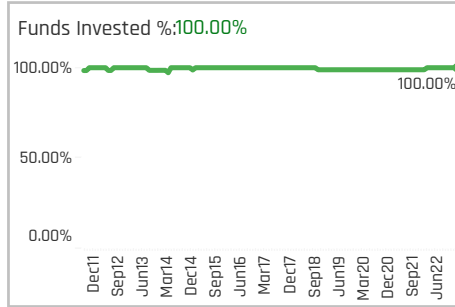
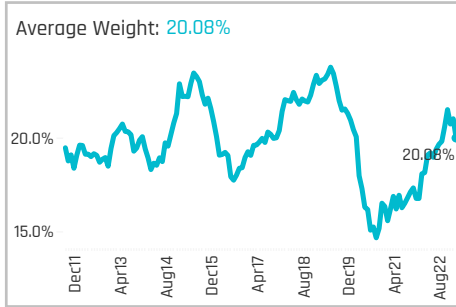
Country	Change	Flow
Vietnam	1.12%	\$7M
Japan	1.12%	\$1M
Indonesia	1.12%	\$5M
South Korea	1.12%	(\$97M)
United Kingdom	0.00%	
Sweden	0.00%	
Spain	0.00%	
Australia	0.00%	\$0M
Thailand	-1.12%	(\$3M)
Singapore	-1.12%	\$0M
Netherlands	-1.12%	(\$16M)
Taiwan	-1.12%	(\$298M)
United States	-2.25%	(\$6M)
India	-3.37%	(\$15M)

Largest Changes in Fund Country Weight, %

Fund Name	New a..	Country	Change
First Sentier Invs. Glb. Umb. - FSSA ..		India	6.82%
Matthews Asia Funds - Asia (ex-Jap..		Taiwan	6.44%
First Sentier Invs. Glb. Umb. - FSSA ..		India	6.40%
Invesco Funds - Asia Opportunitie..		Taiwan	6.05%
Sydinvest Fjernosten		South Korea	4.71%
Prisma Asianavigator UI		South Korea	4.01%
PineBridge Global Funds - Asia (ex-J..		South Korea	3.45%
BlackRock Global Funds - Asian Gro..		Taiwan	-3.58%
Ninety One Glb. Strat. Fd. - Asian Eq..		Taiwan	-4.07%
Maple-Brown Abbott Funds Plc - Asi..		South Korea	-4.60%
Matthews Asia Funds - Asia (ex-Jap..		Malaysia	-5.02%
Maple-Brown Abbott Funds Plc - Asi..	Close	China & HK	-5.16%
Spaengler IQAM Asia Stock		Taiwan	-5.37%
Invesco Funds - Asia Opportunitie..		South Korea	-6.03%

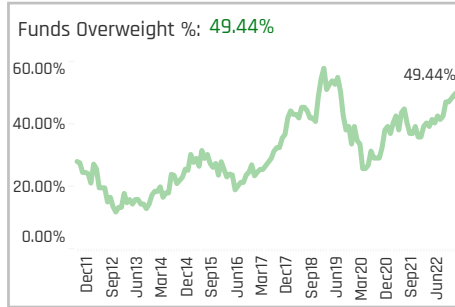
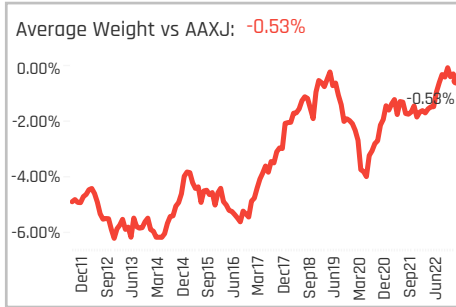
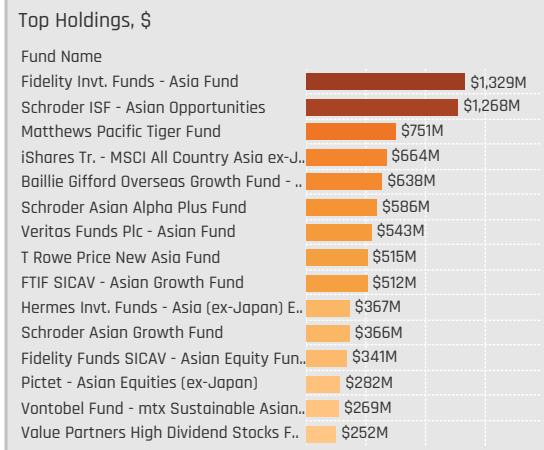
Largest Fund Level Stock Inflows/Outflows, \$

Fund Name	Stock Name	New..	Flow
T Rowe Price New Asia Fund	Samsung Electronics Co...		\$42M
Baillie Gifford Overseas Growth Fun..	Kuaishou Technology Cla..	New	\$26M
Fidelity Inv. Trust - Emerging Asia F..	Zomato Ltd.		\$26M
Matthews Asia Funds - Asia (ex-Ja..	Taiwan Semiconductor M..	New	\$25M
Swedbank Robur Asienfond	Taiwan Semiconductor M..		\$24M
FTIF SICAV - Asian Growth Fund	Zomato Ltd.		\$19M
Matthews Asia Funds - Asia (ex-Ja..	E Ink Holdings Inc.	New	\$18M
Fidelity Inv. Funds - Asia Fund	SK hynix Inc.		(\$19M)
Vontobel Fund - mtx Sustainable A..	Taiwan Semiconductor M..		(\$21M)
Ninety One Glb. Strat. Fd. - Asian E..	Hon Hai Precision Industr..	Close	(\$21M)
JPMorgan Fund ICVC - Asia Growth..	Taiwan Semiconductor M..		(\$26M)
Schroder ISF - Asian Opportunitie..	Samsung Electronics Co...		(\$27M)
FTIF SICAV - Asian Growth Fund	NAVER Corp.	Close	(\$28M)
Schroder ISF - Asian Opportunitie..	Infosys Limited		(\$32M)



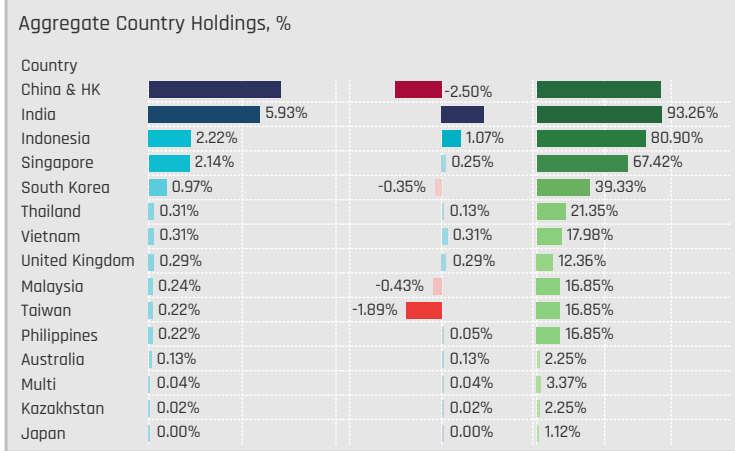
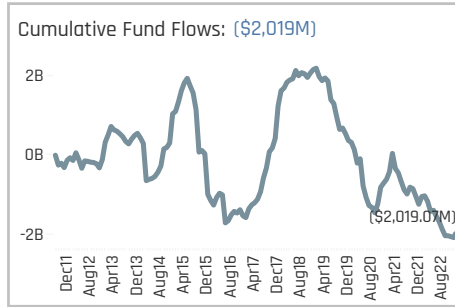
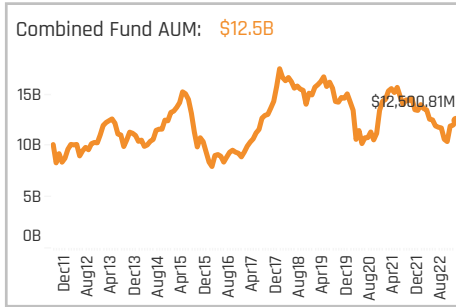
Aggregate Stock Holdings Data, Ranked by Most Widely Held.

Ticker	Stock Name	Funds Invested %	Average Weight	Vs Benchmark	Fund AUM, \$
1299-HK	AIA Group Limited	76.40%	3.04%	0.81%	\$1,908M
500180-IN	HDFC Bank Limited	61.80%	1.93%	1.93%	\$1,472M
388-HK	Hong Kong Exchanges & Clear..	56.18%	1.08%	0.19%	\$674M
532174-IN	ICICI Bank Limited	51.69%	1.35%	0.49%	\$995M
005-SG	DBS Group Holdings Ltd	47.19%	1.19%	0.38%	\$470M
BBCA-ID	PT Bank Central Asia Tbk	43.82%	0.94%	0.43%	\$547M
3968-HK	China Merchants Bank Co., Lt..	34.83%	0.66%	0.24%	\$339M
2318-HK	Ping An Insurance (Group) Co..	33.71%	0.60%	-0.20%	\$349M
BBRI-ID	PT Bank Rakyat Indonesia (Pe..	31.46%	0.53%	0.19%	\$275M
500010-IN	Housing Development Financ..	29.21%	0.79%	-0.13%	\$462M
U11-SG	United Overseas Bank Ltd. (Si..	24.72%	0.54%	0.10%	\$294M
BMRI-ID	PT Bank Mandiri (Persero) Tbk	23.60%	0.39%	0.19%	\$334M
2388-HK	BOC Hong Kong (Holdings) Li..	20.22%	0.32%	0.11%	\$134M
500247-IN	Kotak Mahindra Bank Limited	17.98%	0.30%	0.11%	\$301M
039-SG	Oversea-Chinese Banking Cor..	16.85%	0.29%	-0.25%	\$335M



Top Stock Holdings, %

Fund Name	Ticker	Stock Name	Weight
Morgan Stanley Instl. Fund - Asia Oppo..	500180-IN	HDFC Bank Limited	9.02%
Fidelity Asia Fund	500180-IN	HDFC Bank Limited	8.61%
AB SICAV I - Asia Low Volatility Equity ..	500180-IN	HDFC Bank Limited	8.37%
Fidelity Funds SICAV - Asian Equity Fun..	1299-HK	AIA Group Limited	8.15%
Allianz Global Investors Fund - Total Re..	500180-IN	HDFC Bank Limited	7.96%
Nikko AM Global Umbrella Fund - Asia (...	1299-HK	AIA Group Limited	7.66%
Fidelity Inv. Funds - Asia Fund	1299-HK	AIA Group Limited	7.43%
Morgan Stanley Instl. Fund - Asia Oppo..	532174-IN	ICICI Bank Limited	6.97%
HSBC GIF - Asia (ex-Japan) Equity	1299-HK	AIA Group Limited	6.32%
AB SICAV I - Asia Low Volatility Equity ..	1299-HK	AIA Group Limited	6.31%
Mirabaud - Equities Asia (ex-Japan)	1299-HK	AIA Group Limited	6.30%
JPMorgan (Taiwan) Asia Domestic Opp..	1299-HK	AIA Group Limited	6.27%
Franklin Asian Equity Fund	1299-HK	AIA Group Limited	6.04%
Pictet - Asian Equities (ex-Japan)	1299-HK	AIA Group Limited	5.93%
FTIF SICAV - Asian Growth Fund	1299-HK	AIA Group Limited	5.84%



Top Country Holdings, %

Fund Name	Country	Weight
Morgan Stanley Instl. Fund - Asia Oppo..	India	19.65%
AMC Expert Fund - Seapac	China & HK	15.25%
Morgan Stanley Inv. Fds. - Sustainabl..	India	14.41%
SEB Asia (ex-Japan) Fund	China & HK	13.40%
Eastspring Investments - Asian Dynam..	China & HK	13.39%
Fidelity Funds SICAV - Asian Equity Fun..	India	12.89%
Value Partners High Dividend Stocks F..	China & HK	12.83%
Pictet - Asian Equities (ex-Japan)	China & HK	12.63%
LD Funds - Asia High Conviction	China & HK	12.03%
Fidelity Inv. Funds - Asia Fund	China & HK	11.99%
JPMorgan (Taiwan) Asia Domestic Opp..	China & HK	11.93%
JPMorgan Fund ICVC - Asia Growth Fun..	China & HK	11.82%
TT International Funds Plc - Asia-Pacific..	India	11.74%
Fidelity Funds SICAV - Asian Equity Fun..	China & HK	11.70%
Swedbank Robur Asienfond	China & HK	11.47%

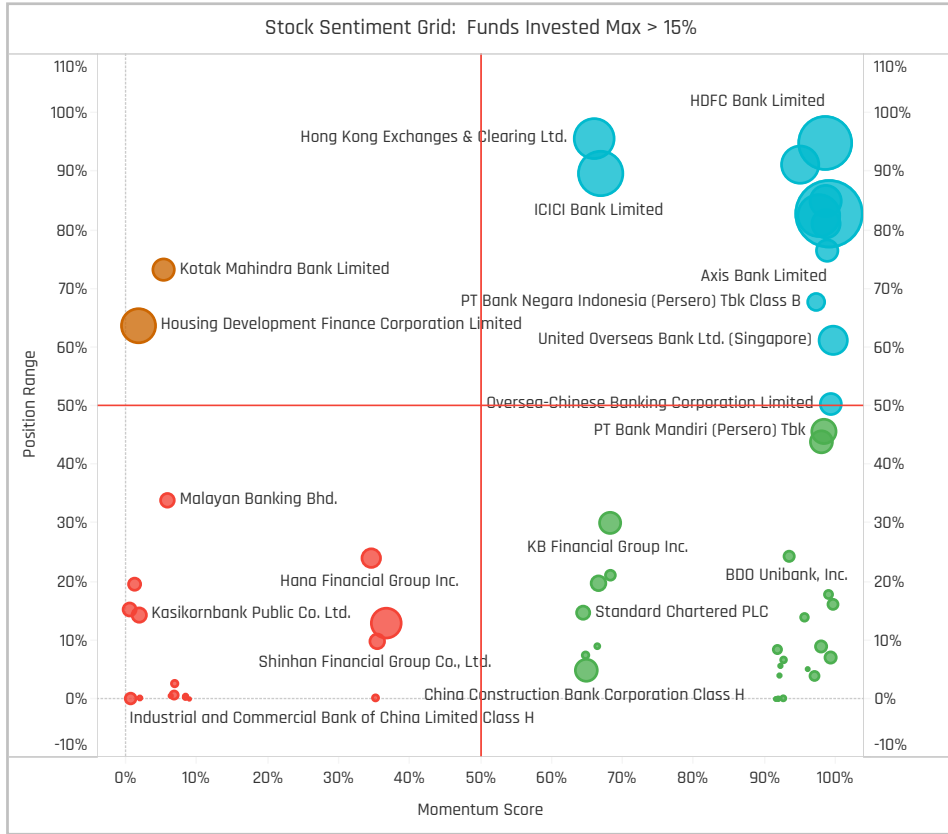
Top Stock Holdings, \$

Fund Name	Ticker	Stock Name	Value
Veritas Funds Plc - Asian Fund	500180-IN	HDFC Bank Limited	\$312M
Fidelity Inv. Funds - Asia Fund	1299-HK	AIA Group Limited	\$312M
Schroder ISF - Asian Opportunities	1299-HK	AIA Group Limited	\$265M
Schroder ISF - Asian Opportunities	500180-IN	HDFC Bank Limited	\$202M
Veritas Funds Plc - Asian Fund	500247-IN	Kotak Mahindra Bank Li..	\$190M
Fidelity Inv. Funds - Asia Fund	500180-IN	HDFC Bank Limited	\$185M
Schroder ISF - Asian Opportunities	039-SG	Oversea-Chinese Bankin..	\$166M
Schroder ISF - Asian Opportunities	STAN-GB	Standard Chartered PLC	\$166M
Matthews Pacific Tiger Fund	532174-IN	ICICI Bank Limited	\$158M
Matthews Pacific Tiger Fund	1299-HK	AIA Group Limited	\$139M
Matthews Pacific Tiger Fund	6030-HK	CITIC Securities Co. Ltd. ..	\$137M
FTIF SICAV - Asian Growth Fund	1299-HK	AIA Group Limited	\$126M
Matthews Pacific Tiger Fund	BBCA-ID	PT Bank Central Asia Tbk	\$121M
Fidelity Inv. Funds - Asia Fund	BBCA-ID	PT Bank Central Asia Tbk	\$112M
Hermes Inv. Funds - Asia (ex-Japan) E..	105560-K..	KB Financial Group Inc.	\$112M

Largest Changes in Fund Weight, %

Fund Name	New or C..	Change
AB FCP I - Asia (ex-Japan) Equit..		8.60%
TT International Funds Plc - Asia..		4.97%
Morgan Stanley Invnt. Fds. - Sust..		2.93%
Sydivest Fjernosten		2.92%
Carnegie Asia		2.78%
T Rowe Price Asia Opportunities ..		2.72%
Vontobel Fund - mtx Sustainabl..		2.68%
Spaengler IQAM Asia Stock		-2.81%
JKC Fund - La Francaise JKC Asi..		-3.02%
Mirae Asset Gbl. Discovery Fd. - ..		-3.13%
First Sentier Invs. Glb. Umb. - FS..		-3.53%
First Sentier Invs. Glb. Umb. - FS..		-3.66%
Matthews Asia Funds - Asia (ex-..		-5.23%
Maple-Brown Abbott Funds Plc - ..		-8.59%

Ave Wgt Δ	Funds Invested Δ	Fund Flows, \$	Av Wgt vs AAXJ Δ	Funds O/W % Δ
0.34%	0.00%	(\$338M)	0.06%	7.87%



Aggregate Stock Holdings Changes

Ticker	Stock Name	Funds Invested % Δ	Average Weight Δ	Fund Flows, \$
532174-IN	ICICI Bank Limited	6.74%	-0.06%	\$9M
1023-MY	CIMB Group Holdings Bhd	4.49%	0.04%	\$35M
U11-SG	United Overseas Bank Ltd. (Sin..	3.37%	0.06%	\$0M
039-SG	Oversea-Chinese Banking Corp..	3.37%	0.03%	(\$20M)
532215-IN	Axis Bank Limited	3.37%	0.02%	\$5M
BBRI-ID	PT Bank Rakyat Indonesia (Per..	3.37%	0.02%	(\$4M)
388-HK	Hong Kong Exchanges & Cleari..	2.25%	-0.06%	(\$30M)
500010-IN	Housing Development Finance ..	-2.25%	-0.06%	(\$68M)
2328-HK	PICC Property & Casualty Co., ..	-2.25%	-0.06%	(\$14M)
2318-HK	Ping An Insurance (Group) Co..	-2.25%	0.11%	\$12M
086790-KR	Hana Financial Group Inc.	-2.25%	0.04%	(\$7M)
966-HK	China Taiping Insurance Holdin..	-3.37%	-0.01%	(\$1M)
2891-TW	CTBC Financial Holding Compa..	-3.37%	-0.12%	(\$23M)
1398-HK	Industrial and Commercial Ban..	-3.37%	-0.06%	(\$13M)

Largest Fund Flows, \$

Fund Name	New or Cl..	Flow
Swedbank Robur Asienfond		\$41M
Eastspring Investments - Asian..		\$32M
Hermes Invnt. Funds - Asia (ex-J..		\$26M
Matthews Asia Funds - Asia (ex..		\$23M
Schroder Asian Alpha Plus Fund		\$13M
PineBridge Global Funds - Asia ..		\$8M
Fidelity Funds SICAV - Asian Eq..		\$5M
FTIF SICAV - Asian Growth Fund		(\$22M)
BlackRock Global Funds - Asian ..		(\$25M)
Vontobel Fund - mtx Sustainab..		(\$27M)
Schroder ISF - Asian Opportunit..		(\$48M)
iShares Tr. - MSCI All Country A..		(\$51M)
Fidelity Invnt. Funds - Asia Fund		(\$55M)
JPMorgan Fund ICVC - Asia Gro..		(\$104M)

Largest Fund Level Changes in Stock Weight, %

Fund Name	Stock Name	New ..	Change
Maple-Brown Abbott Funds Plc - A..	DBS Group Holdings Ltd	New	4.22%
Eastspring Investments - Asian Dy..	Bangkok Bank Public Co..	New	3.96%
Carnegie Asia	DBS Group Holdings Ltd	New	3.71%
Invesco Funds - Asia Opportunities..	China Merchants Bank C..	New	3.53%
Fullerton Lux Funds - Asia Focus E..	BOC Hong Kong (Holdin..	New	3.23%
Nomura Fds. Ireland Plc - Asia (ex-..	AU Small Finance Bank Li..	New	3.12%
LO Funds - Asia High Conviction	Ping An Insurance (Group..		2.97%
Nomura Fds. Ireland Plc - Asia (ex-..	HDFC Bank Limited	Close	-3.58%
Eastspring Investments - Asian Dy..	Oversea-Chinese Banking..	Close	-3.75%
Maple-Brown Abbott Funds Plc - A..	Housing Development Fin..	Close	-4.00%
First Sentier Invs. Glb. Umb. - FSSA..	HDFC Bank Limited	Close	-5.14%
Matthews Asia Funds - Asia (ex-Ja..	Postal Savings Bank of C..	Close	-5.19%
First Sentier Invs. Glb. Umb. - FSSA..	HDFC Bank Limited	Close	-5.43%
Matthews Asia Funds - Asia (ex-Ja..	CTBC Financial Holding C..	Close	-5.64%

Aggregate Country Holding Changes

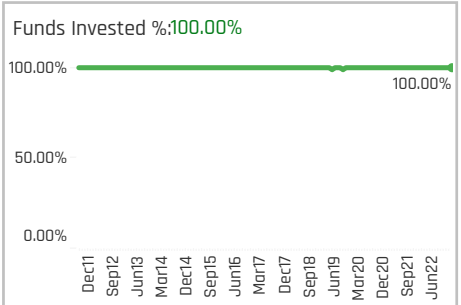
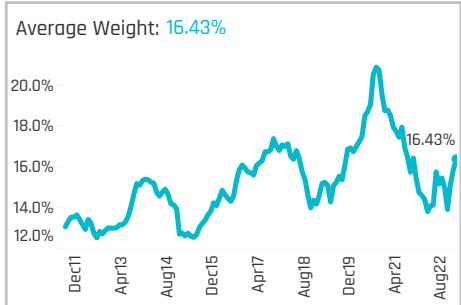
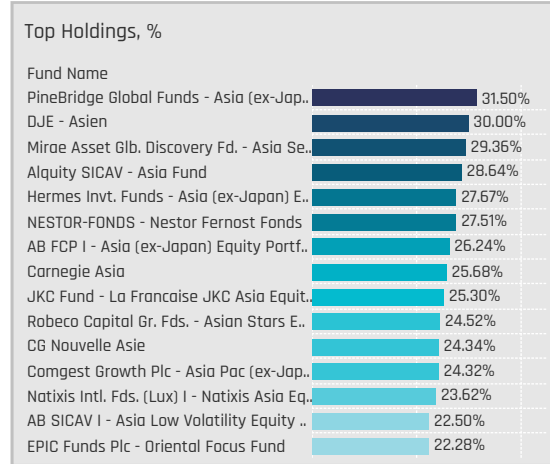
Country	Change	Flow
Malaysia	5.62%	\$33M
Singapore	3.37%	(\$65M)
Vietnam	2.25%	(\$5M)
Indonesia	2.25%	(\$64M)
South Korea	1.12%	\$2M
United Kingdom	1.12%	\$19M
Thailand	1.12%	(\$10M)
Greece	0.00%	
Canada	0.00%	
Bangladesh	0.00%	
Australia	0.00%	(\$2M)
Taiwan	-2.25%	(\$25M)
Philippines	-2.25%	(\$6M)
China & HK	-3.37%	(\$122M)

Largest Changes in Fund Country Weight, %

Fund Name	New a..	Country	Change
Maple-Brown Abbott Funds Plc - Asi..	New	Singapore	6.55%
Fullerton Lux Funds - Asia Focus Eq..		China & HK	6.51%
Carnegie Asia	New	Singapore	4.78%
AB FCP I - Asia (ex-Japan) Equity Pa..		China & HK	4.50%
BlackRock Global Funds - Asian Gro..		China & HK	4.38%
Eastspring Investments - Asian Dyn..	New	Thailand	3.96%
PineBridge Global Funds - Asia (ex-J..		India	3.92%
DJE - Asien		China & HK	-3.61%
Eastspring Investments - Asian Dyn..	Close	Singapore	-3.75%
Matthews Asia Funds - Asia (ex-Jap..	Close	China & HK	-5.19%
First Sentier Invs. Glb. Umb. - FSSA ..		India	-5.62%
Matthews Asia Funds - Asia (ex-Jap..	Close	Taiwan	-5.64%
Maple-Brown Abbott Funds Plc - Asi..	Close	India	-5.67%
First Sentier Invs. Glb. Umb. - FSSA ..		India	-5.80%

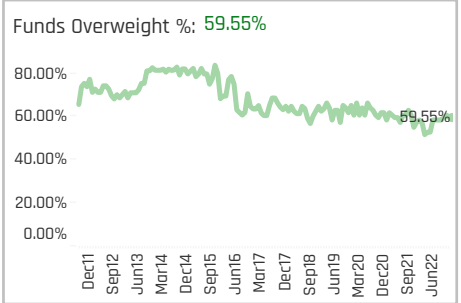
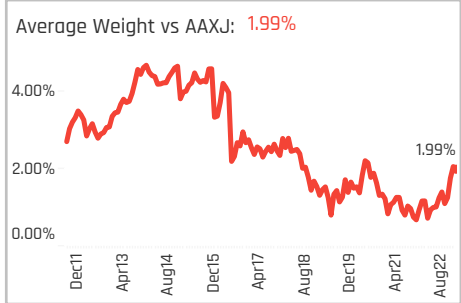
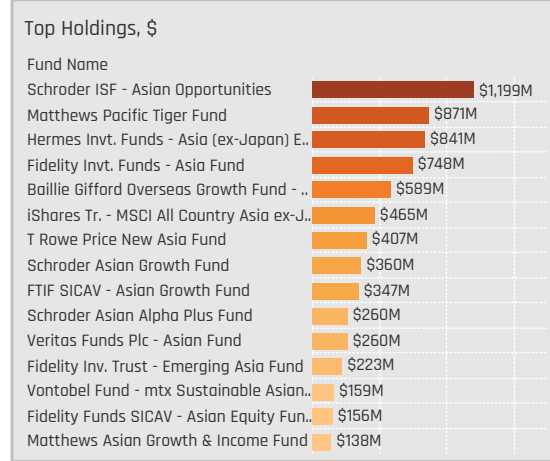
Largest Fund Level Stock Inflows/Outflows, \$

Fund Name	Stock Name	New..	Flow
T Rowe Price New Asia Fund	CIMB Group Holdings Bhd	New	\$27M
Ninety One Gbl. Strat. Fd. - Asian E..	Ping An Insurance (Group..	New	\$21M
Baillie Gifford Overseas Growth Fun..	Star Health & Allied Insur..	New	\$19M
BlackRock Global Funds - Asian Gro..	China Merchants Bank C..	New	\$18M
Schroder Asian Alpha Plus Fund	Standard Chartered PLC	New	\$16M
Swedbank Robur Asienfond	AIA Group Limited		\$15M
Fidelity Funds SICAV - Asian Equity..	ICICI Bank Limited		\$15M
Fidelity Invnt. Funds - Asia Fund	China Merchants Bank C..		(\$17M)
First Sentier Invs. Glb. Umb. - FSSA ..	HDFC Bank Limited	Close	(\$18M)
LO Funds - Asia High Conviction	Hong Kong Exchanges & ..	Close	(\$19M)
JPMorgan Fund ICVC - Asia Growth..	PT Bank Central Asia Tbk		(\$21M)
JPMorgan Fund ICVC - Asia Growth..	AIA Group Limited		(\$22M)
Fidelity Invnt. Funds - Asia Fund	Housing Development Fin..		(\$39M)
FTIF SICAV - Asian Growth Fund	Kotak Mahindra Bank Li..		(\$43M)



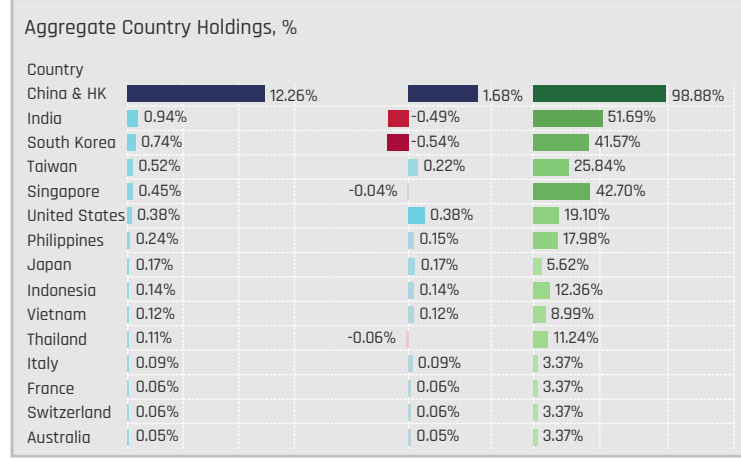
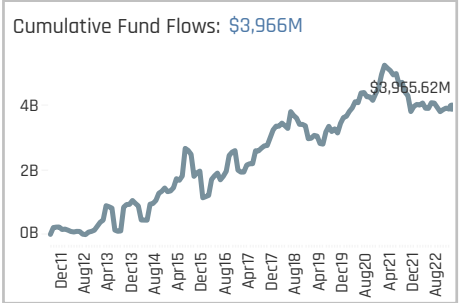
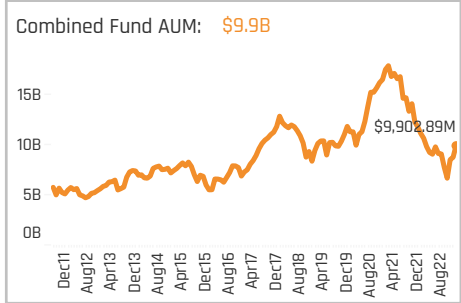
Aggregate Stock Holdings Data, Ranked by Most Widely Held.

Ticker	Stock Name	Funds Invested %	Average Weight	Vs Benchmark	Fund AUM, \$
9988-HK	Alibaba Group Holding Ltd.	79.78%	3.39%	0.02%	\$2,090M
JD-US	JD.com, Inc. Sponsored ADR C..	58.43%	1.34%	0.29%	\$1,126M
SE-US	Sea Ltd. (Singapore) Sponsor..	37.08%	0.33%	-0.06%	\$278M
YUMC-US	Yum China Holdings, Inc.	33.71%	0.75%	0.32%	\$550M
2313-HK	Shenzhou International Group..	28.09%	0.39%	0.22%	\$212M
2331-HK	Li Ning Company Limited	22.47%	0.39%	0.00%	\$198M
PDD-US	Pinduoduo, Inc. Sponsored AD..	20.22%	0.62%	-0.19%	\$284M
532500-IN	Maruti Suzuki India Limited	20.22%	0.23%	0.01%	\$126M
000333-CN	Midea Group Co. Ltd. Class A	20.22%	0.34%	0.34%	\$312M
9961-HK	Trip Com Group Ltd	19.10%	0.35%	0.35%	\$160M
601888-CN	China Tourism Group Duty Fre..	19.10%	0.27%	0.20%	\$268M
1910-HK	Samsonite International S.A.	19.10%	0.38%	0.38%	\$238M
TCOM-US	Trip.com Group Ltd. Sponsore..	16.85%	0.33%	-0.01%	\$133M
1211-HK	BYD Company Limited Class H	16.85%	0.25%	-0.15%	\$60M
6690-HK	Haier Smart Home Co., Ltd. Cl..	12.36%	0.19%	0.06%	\$75M



Top Stock Holdings, %

Fund Name	Ticker	Stock Name	Weight
PineBridge Global Funds - Asia (ex-Jap..	PDD-US	Pinduoduo, Inc. Spons..	9.86%
DJE - Asien	41-HK	Great Eagle Holdings ..	8.73%
Fidelity Inv. Trust - Emerging Asia Fund	9988-HK	Alibaba Group Holding..	8.62%
BlackRock Global Funds - Asian Growth..	9988-HK	Alibaba Group Holding..	7.94%
JKC Fund - La Francaise JKC Asia Equit..	5904-TW	POYA International Co..	7.94%
Waverton Inv. Fds. Plc - Asia Pacific Fu..	YUMC-US	Yum China Holdings, I..	7.53%
Mirabaud - Equities Asia (ex-Japan)	9988-HK	Alibaba Group Holding..	7.03%
JKC Fund - La Francaise JKC Asia Equit..	YUMC-US	Yum China Holdings, I..	7.00%
Invesco Funds - Asia Opportunities Equ..	9988-HK	Alibaba Group Holding..	7.00%
Spoengler IQAM Asia Stock	9988-HK	Alibaba Group Holding..	6.88%
EPIC Funds Plc - Oriental Focus Fund	8454-TW	momo.com Incorporat..	6.86%
Indosuez Funds - Asia Opportunities	9988-HK	Alibaba Group Holding..	6.68%
Carnegie Asia	9988-HK	Alibaba Group Holding..	6.66%
Robeco Capital Gr. Fds. - Asian Stars E..	9988-HK	Alibaba Group Holding..	6.61%
Morgan Stanley Instl. Fund - Asia Oppa..	TCOM-US	Trip.com Group Ltd. Sp..	6.24%



Top Country Holdings, %

Fund Name	Country	Weight
PineBridge Global Funds - Asia (ex-Jap..	China & HK	30.12%
DJE - Asien	China & HK	22.06%
NESTOR-FONDS - Nestor Fernost Fonds	China & HK	20.94%
Fidelity Active Strategy - Asia Fund	China & HK	20.02%
GAM Star Fund Plc - Asian Equity	China & HK	19.24%
GAM Multistock SICAV - Asia Focus Equ..	China & HK	18.55%
AB FCP I - Asia (ex-Japan) Equity Portf..	China & HK	18.18%
Mirae Asset Gbl. Discovery Fd. - Asia Se..	China & HK	17.56%
JKC Fund - La Francaise JKC Asia Equit..	China & HK	17.36%
Robeco Capital Gr. Fds. - Asian Stars E..	China & HK	17.25%
Carnegie Asia	China & HK	17.08%
AMC Expert Fund - Seapac	China & HK	17.00%
Comgest Growth Plc - Asia Pac (ex-Jap..	China & HK	16.98%
CG Nouvelle Asie	China & HK	16.96%
Mirabaud - Equities Asia (ex-Japan)	China & HK	16.86%

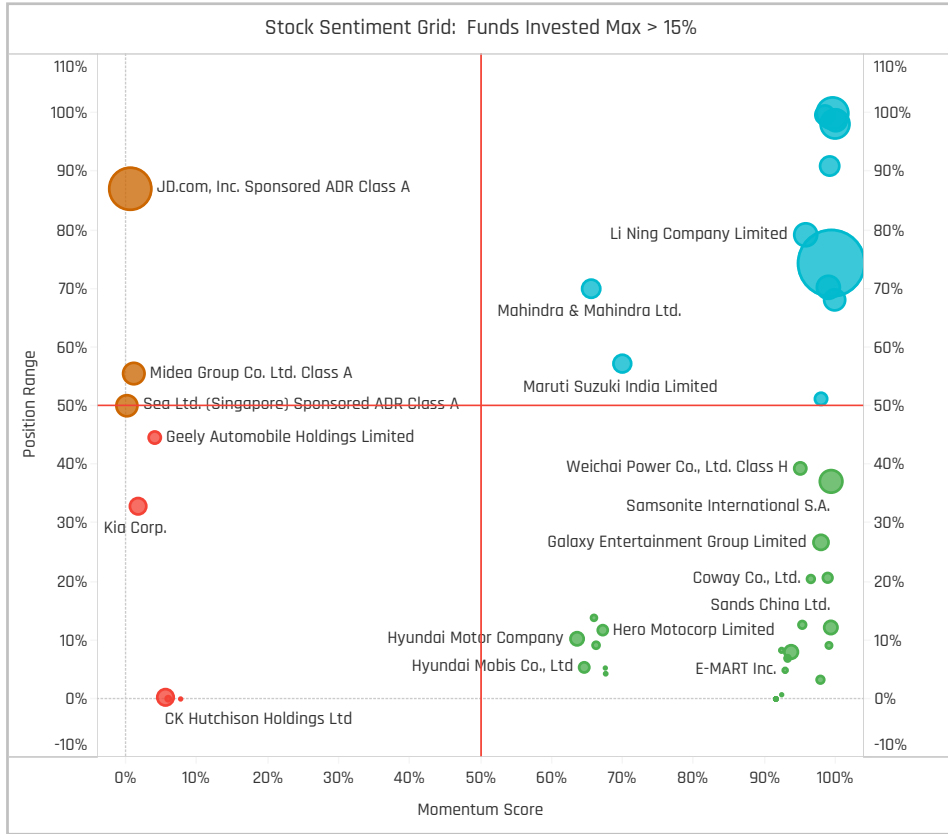
Top Stock Holdings, \$

Fund Name	Ticker	Stock Name	Value
Schroder ISF - Asian Opportunities	9988-HK	Alibaba Group Holding L..	\$193M
Fidelity Inv. Funds - Asia Fund	9988-HK	Alibaba Group Holding L..	\$184M
Matthews Pacific Tiger Fund	9988-HK	Alibaba Group Holding L..	\$181M
Schroder ISF - Asian Opportunities	1910-HK	Samsonite International..	\$143M
Matthews Pacific Tiger Fund	YUMC-US	Yum China Holdings, Inc.	\$137M
Hermes Inv. Funds - Asia (ex-Japan) E..	JD-US	JD.com, Inc. Sponsored ..	\$132M
Schroder ISF - Asian Opportunities	JD-US	JD.com, Inc. Sponsored ..	\$127M
Schroder ISF - Asian Opportunities	HTHT-US	H World Group Limited S..	\$125M
Baillie Gifford Overseas Growth Fund - ..	JD-US	JD.com, Inc. Sponsored ..	\$114M
Hermes Inv. Funds - Asia (ex-Japan) E..	1-HK	CK Hutchison Holdings L..	\$112M
iShares Tr. - MSCI All Country Asia ex-J..	9988-HK	Alibaba Group Holding L..	\$108M
Hermes Inv. Funds - Asia (ex-Japan) E..	UHR-CH	Swatch Group Ltd. Bearer	\$107M
Matthews Pacific Tiger Fund	601888-C..	China Tourism Group Du..	\$107M
Matthews Pacific Tiger Fund	JD-US	JD.com, Inc. Sponsored ..	\$103M
Fidelity Inv. Funds - Asia Fund	JD-US	JD.com, Inc. Sponsored ..	\$97M

Largest Changes in Fund Weight, %

Fund Name	New or C..	Change
NESTOR-FONDS - Nestor Fernost..		0.48%
BlackRock Global Funds - Asian ..		9.01%
Fidelity Active Strategy - Asia F..		8.38%
Invesco Funds - Asia Opportuniti..		7.20%
Robeco Capital Gr. Fds. - Asian S..		7.06%
Swedbank Robur Asienfond		6.51%
Carnegie Asia		6.47%
LO Funds - Asia High Conviction		-2.41%
First Sentier Invs. Glb. Umb. - FS..		-2.68%
First Sentier Invs. Glb. Umb. - FS..		-2.85%
Pictet - Asian Equities (ex-Japan)		-3.15%
Spaengler IQAM Asia Stock		-3.25%
Matthews Asia Funds - Asia (ex-..		-5.46%
Maple-Brown Abbott Funds Plc -..		-9.85%

Ave Wgt Δ	Funds Invested Δ	Fund Flows, \$	Av Wgt vs AAXJ Δ	Funds O/W % Δ
1.24%	0.00%	(\$125M)	0.74%	1.12%



Aggregate Stock Holdings Changes

Ticker	Stock Name	Funds Invested % Δ	Average Weight Δ	Fund Flows, \$
9961-HK	Trip Com Group Ltd	8.99%	0.20%	\$35M
1880-HK	China Tourism Group Duty Fre..	8.99%	0.05%	\$28M
TCOM-US	Trip.com Group Ltd. Sponsored..	4.49%	0.13%	\$10M
PDD-US	Pinduoduo, Inc. Sponsored AD..	3.37%	0.37%	(\$7M)
MWG-VN	Mobile World Investment Corp	3.37%	0.00%	\$13M
601100-CN	Jiangsu Hengli Hydraulic Co., L..	3.37%	0.04%	\$36M
532500-IN	Maruti Suzuki India Limited	3.37%	0.00%	(\$35M)
000270-KR	Kia Corp.	-2.25%	-0.07%	(\$16M)
JD-US	JD.com, Inc. Sponsored ADR Cl..	-3.37%	-0.09%	(\$30M)
6110-HK	TopSports International Holdin..	-3.37%	0.00%	(\$11M)
603486-CN	Ecovacs Robotics Co., Ltd. Clas..	-3.37%	-0.02%	(\$5M)
000333-CN	Midea Group Co. Ltd. Class A	-3.37%	-0.03%	(\$13M)
002241-CN	GoerTek Inc. Class A	-4.49%	-0.08%	(\$15M)
SE-US	Sea Ltd. (Singapore) Sponsore..	-5.62%	-0.12%	(\$32M)

Largest Fund Flows, \$

Fund Name	New or Cl..	Flow
Hermes Inv. Funds - Asia (ex-J..		\$83M
Swedbank Robur Asienfond		\$60M
Fidelity Inv. Funds - Asia Fund		\$57M
Matthews Asia Funds - Asia (ex..		\$55M
BlackRock Global Funds - Asian ..		\$42M
Eastspring Investments - Asian..		\$21M
Invesco Funds - Asia Opportuni..		\$17M
iShares Tr. - MSCI All Country A..		(\$25M)
JPMorgan Fund ICVC - Asia Gro..		(\$28M)
LO Funds - Asia High Conviction		(\$37M)
Schroder Asian Alpha Plus Fund		(\$43M)
Pictet - Asian Equities (ex-Japa..		(\$46M)
T Rowe Price New Asia Fund		(\$55M)
Schroder ISF - Asian Opportunit..		(\$77M)

Largest Fund Level Changes in Stock Weight, %

Fund Name	Stock Name	New ..	Change
PineBridge Global Funds - Asia (ex..	Pinduoduo, Inc. Sponsore..		5.99%
Nomura Fds. Ireland Plc - Asia (ex-..	Alibaba Group Holding Lt..	New	5.64%
Invesco Funds - Asia Opportunities..	Alibaba Group Holding Lt..		5.25%
Fidelity Active Strategy - Asia Fund	Li Ning Company Limited	New	4.85%
Robeco Capital Gr. Fds. - Asian Sta..	Alibaba Group Holding Lt..		4.73%
GAM Star Fund Plc - Asian Equity	Pinduoduo, Inc. Sponsore..		3.86%
Fidelity Active Strategy - Asia Fund	Galaxy Entertainment Gr..	New	3.85%
First Sentier Invs. Glb. Umb. - FSSA..	Mahindra & Mahindra Ltd.		-2.77%
Maple-Brown Abbott Funds Plc - A..	Genting Bhd.	Close	-2.80%
Eastspring Investments - Asian Dy..	Hyundai Motor Company	Close	-2.97%
Matthews Asia Funds - Asia (ex-Ja..	Medlive Technology Co., L..		-3.08%
Matthews Asia Funds - Asia (ex-Ja..	Tam Jai International Co...		-4.49%
Matthews Asia Funds - Asia (ex-Ja..	MR. D.I.Y. Group (M) Bhd.		-4.86%
Matthews Asia Funds - Asia (ex-Ja..	POYA International Co., L..		-4.98%

Aggregate Country Holding Changes

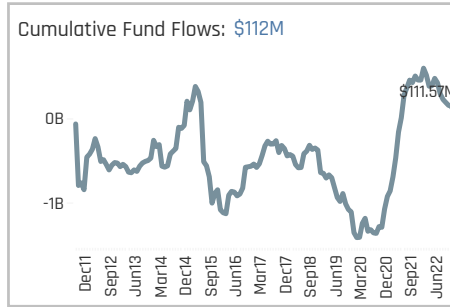
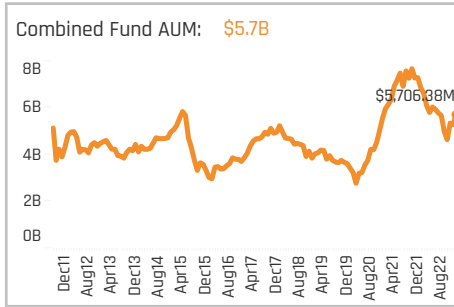
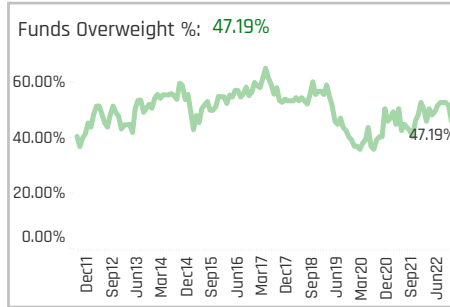
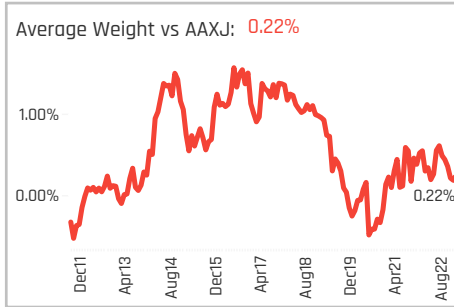
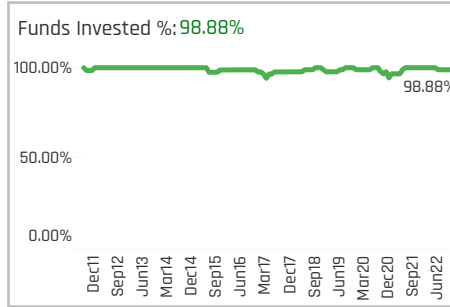
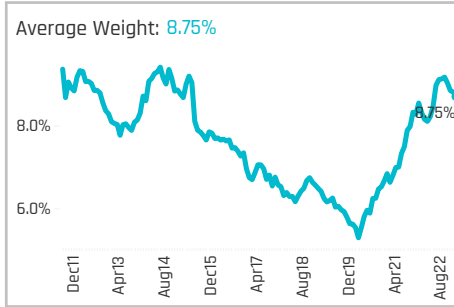
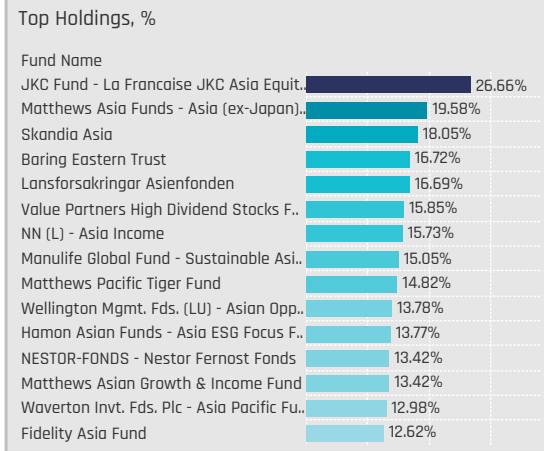
Country	Change	Flow
India	2.25%	(\$35M)
Vietnam	2.25%	\$21M
United States	2.25%	(\$9M)
Thailand	1.12%	(\$18M)
Japan	1.12%	\$2M
United Kingdom	0.00%	\$2M
Taiwan	0.00%	\$2M
Cambodia	0.00%	\$0M
Bangladesh	0.00%	\$0M
Australia	0.00%	(\$4M)
Malaysia	-1.12%	\$0M
Italy	-1.12%	(\$4M)
Indonesia	-1.12%	(\$3M)
Singapore	-7.48%	(\$32M)

Largest Changes in Fund Country Weight, %

Fund Name	New a..	Country	Change
PineBridge Global Funds - Asia (ex-J..		China & HK	10.67%
NESTOR-FONDS - Nestor Fernost Fo..		China & HK	10.22%
BlackRock Global Funds - Asian Gro..		China & HK	9.01%
Fidelity Active Strategy - Asia Fund		China & HK	8.38%
Eastspring Investments - Asian Dyn..		China & HK	7.74%
Robeco Capital Gr. Fds. - Asian Star..		China & HK	6.73%
Mirae Asset Glb. Discovery Fd. - Asia..		China & HK	6.29%
First Sentier Invs. Glb. Umb. - FSSA ..		India	-2.61%
First Sentier Invs. Glb. Umb. - FSSA ..		India	-2.77%
Maple-Brown Abbott Funds Plc - Asi..	Close	Malaysia	-2.80%
DJE - Asien		Japan	-2.92%
Maple-Brown Abbott Funds Plc - Asi..		China & HK	-3.84%
Matthews Asia Funds - Asia (ex-Jap..		Malaysia	-4.86%
Matthews Asia Funds - Asia (ex-Jap..		Taiwan	-4.98%

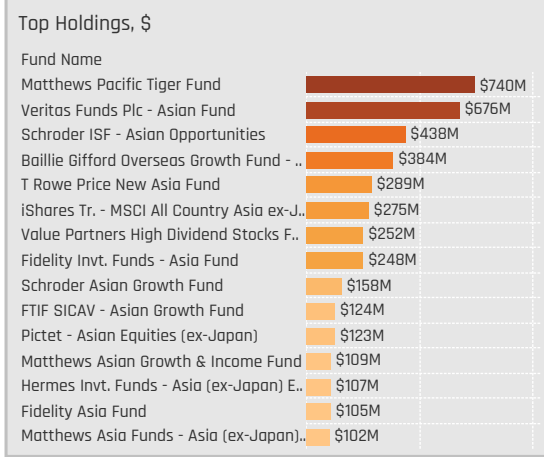
Largest Fund Level Stock Inflows/Outflows, \$

Fund Name	Stock Name	New..	Flow
Fidelity Inv. Funds - Asia Fund	China Tourism Group Dut..	New	\$37M
Hermes Inv. Funds - Asia (ex-Japa..	Alibaba Group Holding Lt..		\$30M
T Rowe Price New Asia Fund	Jiangsu Hengli Hydraulic ..	New	\$27M
FTIF SICAV - Asian Growth Fund	Weichai Power Co., Ltd. C..		\$19M
BlackRock Global Funds - Asian Gro..	Pinduoduo, Inc. Sponsore..	New	\$19M
Hermes Inv. Funds - Asia (ex-Japa..	Hyundai Mobis Co., Ltd	New	\$18M
Nomura Fds. Ireland Plc - Asia (ex-J..	Alibaba Group Holding Lt..	New	\$17M
Fidelity Funds SICAV - Asian Equity..	Galaxy Entertainment Gr..		(\$23M)
FTIF SICAV - Asian Growth Fund	Yum China Holdings, Inc.		(\$24M)
FTIF SICAV - Asian Growth Fund	Alibaba Group Holding Lt..		(\$26M)
T Rowe Price New Asia Fund	H World Group Limited S..		(\$31M)
T Rowe Price New Asia Fund	Compagnie Financiere Ri..		(\$34M)
Fidelity Inv. Trust - Emerging Asia F..	Pinduoduo, Inc. Sponsore..		(\$37M)
Schroder ISF - Asian Opportunities	Oppein Home Group, Inc. ..		(\$49M)



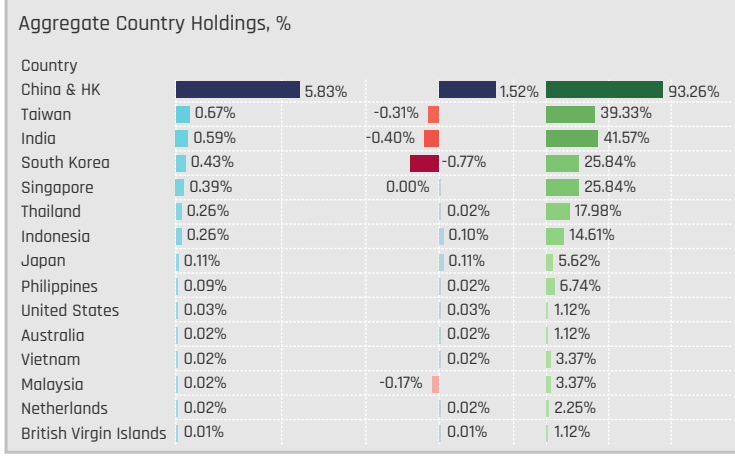
Aggregate Stock Holdings Data, Ranked by Most Widely Held.

Ticker	Stock Name	Funds Invested %	Average Weight	Vs Benchmark	Fund AUM, \$
3690-HK	Meituan Class B	56.18%	1.39%	-0.45%	\$923M
669-HK	Techtronic Industries Co., Ltd.	47.19%	0.81%	0.54%	\$553M
600406-CN	NARI Technology Co., Ltd. Clas..	22.47%	0.32%	0.29%	\$156M
300274-CN	Sungrow Power Supply Co., Lt..	21.35%	0.28%	0.25%	\$333M
300124-CN	Shenzhen Inovance Technola..	21.35%	0.32%	0.29%	\$571M
300750-CN	Contemporary Amperex Tech..	17.98%	0.20%	0.02%	\$76M
AOT-TH	Airports of Thailand Public Co...	16.85%	0.25%	0.09%	\$94M
5871-TW	Chailase Holding Co. Ltd.	16.85%	0.24%	0.06%	\$192M
ASII-ID	PT Astra International Tbk	11.24%	0.23%	0.10%	\$118M
600031-CN	Sony Heavy Industry Co., Ltd. ..	11.24%	0.13%	0.10%	\$94M
531344-IN	Container Corporation of Indi..	8.99%	0.10%	0.07%	\$83M
028050-KR	Samsung Engineering Co., Ltd.	8.99%	0.12%	0.06%	\$173M
600885-CN	Hongfa Technology Co., Ltd. C..	7.87%	0.08%	0.08%	\$72M
373220-KR	LG Energy Solution Ltd.	7.87%	0.10%	-0.15%	\$62M
300347-CN	Hangzhou Tigermed Consultin..	7.87%	0.09%	0.08%	\$32M



Top Stock Holdings, %

Fund Name	Ticker	Stock Name	Weight
JKC Fund - La Francaise JKC Asia Equit..	2588-HK	BOC Aviation Limited	7.13%
DJE - Asian	576-HK	Zhejiang Expressway ..	6.32%
Morgan Stanley Instl. Fund - Asia Oppa..	3690-HK	Meituan Class B	5.86%
Fidelity Asia Fund	669-HK	Techtronic Industries ..	5.75%
Veritas Funds Plc - Asian Fund	300124-CN	Shenzhen Inovance Te..	5.57%
Waverton Invnt. Fds. Plc - Asia Pacific Fu..	ASII-ID	PT Astra International..	5.03%
NESTOR-FONDS - Nestor Fernost Fonds	398-HK	Oriental Watch Holdin..	5.00%
JKC Fund - La Francaise JKC Asia Equit..	6409-TW	Valtronic Power Techn..	4.91%
AB SICAV I - Asia Low Volatility Equity ..	669-HK	Techtronic Industries ..	4.70%
JKC Fund - La Francaise JKC Asia Equit..	002690-CN	Hefei Meyer Optoelect..	4.65%
Waverton Invnt. Fds. Plc - Asia Pacific Fu..	5871-TW	Chailase Holding Co. L..	4.27%
Maple-Brown Abbott Funds Plc - Asia-E..	9917-TW	Taiwan Secom Co., Lt..	4.19%
Fidelity Asia Fund	002027-CN	Focus Media Informati..	4.10%
JKC Fund - La Francaise JKC Asia Equit..	505255-IN	GMM Pfadler Limited	3.98%
AB SICAV I - Asia Low Volatility Equity ..	3690-HK	Meituan Class B	3.93%



Top Country Holdings, %

Fund Name	Country	Weight
JKC Fund - La Francaise JKC Asia Equit..	China & HK	17.76%
Value Partners High Dividend Stocks F..	China & HK	13.36%
Skandia Asia	China & HK	12.84%
Fidelity Asia Fund	China & HK	12.62%
Matthews Asia Funds - Asia (ex-Japan)..	China & HK	12.51%
Lansforsakringar Asienfonden	China & HK	11.86%
Baring Eastern Trust	China & HK	11.83%
NESTOR-FONDS - Nestor Fernost Fonds	China & HK	11.76%
AB SICAV I - Asia Low Volatility Equity ..	China & HK	11.15%
Veritas Funds Plc - Asian Fund	China & HK	10.91%
Wellington Mgmt. Fds. (LU) - Asian Opp..	China & HK	10.79%
Pictet - Asian Equities (ex-Japan)	China & HK	10.10%
Hamon Asian Funds - Asia ESG Focus F..	China & HK	9.85%
Manulife Global Fund - Sustainable Asi..	China & HK	8.92%
Schroder Asian Growth Fund	China & HK	8.70%

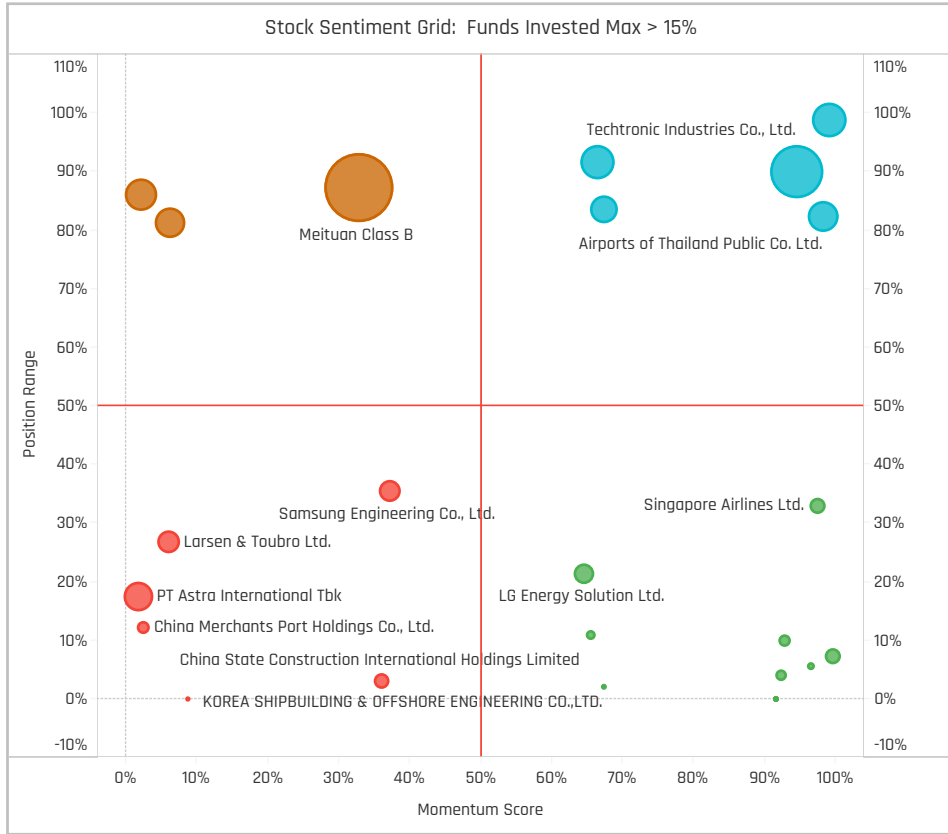
Top Stock Holdings, \$

Fund Name	Ticker	Stock Name	Amount
Veritas Funds Plc - Asian Fund	300124-C..	Shenzhen Inovance Tech..	\$346M
Veritas Funds Plc - Asian Fund	300274-C..	Sungrow Power Supply ..	\$239M
Schroder ISF - Asian Opportunities	669-HK	Techtronic Industries Co..	\$155M
Matthews Pacific Tiger Fund	3690-HK	Meituan Class B	\$138M
Fidelity Invnt. Funds - Asia Fund	3690-HK	Meituan Class B	\$129M
Matthews Pacific Tiger Fund	300124-C..	Shenzhen Inovance Tech..	\$118M
Matthews Pacific Tiger Fund	500477-IN	Ashak Leyland Limited	\$116M
Schroder ISF - Asian Opportunities	1882-HK	Haitian International Hol..	\$87M
Matthews Pacific Tiger Fund	5871-TW	Chailase Holding Co. Lt..	\$86M
Matthews Pacific Tiger Fund	028050-..	Samsung Engineering C..	\$77M
Schroder ISF - Asian Opportunities	3690-HK	Meituan Class B	\$73M
T Rowe Price New Asia Fund	3690-HK	Meituan Class B	\$73M
Baillie Gifford Overseas Growth Fund - ..	3690-HK	Meituan Class B	\$66M
Schroder ISF - Asian Opportunities	603195-C..	Gongniu Group Co. Ltd. C..	\$65M
Veritas Funds Plc - Asian Fund	300012-C..	Centre Testing Internati..	\$64M

Largest Changes in Fund Weight, %

Fund Name	New or C..	Change
Maple-Brown Abbott Funds Plc - ..		4.73%
Skandia Asia		3.84%
Lansforsakringar Asienfonden		2.64%
TT International Funds Plc - Asia..		1.83%
Vontobel Fund - mtx Sustainabl..		1.63%
HSBC GIF - Asia (ex-Japan) Equi..		1.60%
Fullerton Lux Funds - Asia Focus..		1.55%
First Sentier Invs. Glb. Umb. - FS..		-3.02%
Mirae Asset Glb. Discovery Fd. - ..		-3.09%
First Sentier Invs. Glb. Umb. - FS..		-3.28%
Alquity SICAV - Asia Fund		-3.58%
Invesco Funds - Asia Opportuniti..		-3.64%
Matthews Asia Funds - Asia (ex-..		-4.20%
GAM Star Fund Plc - Asian Equity		-4.69%

Ave Wgt Δ	Funds Invested Δ	Fund Flows, \$	Av Wgt vs AAXJ Δ	Funds O/W % Δ
-0.41%	0.00%	(\$205M)	-0.41%	-5.62%



Aggregate Stock Holdings Changes

Ticker	Stock Name	Funds Invested % Δ	Average Weight Δ	Fund Flows, \$
BN4-SG	Keppel Corporation Limited	3.37%	0.05%	\$24M
3690-HK	Meituan Class B	2.25%	-0.08%	(\$73M)
688032-CN	Hoymiles Power Electronics, In..	2.25%	0.01%	\$18M
6409-TW	Voltronic Power Technology Co..	2.25%	0.02%	\$2M
600885-CN	Hongfa Technology Co., Ltd. Cl..	2.25%	0.01%	\$3M
600406-CN	NARI Technology Co., Ltd. Clas..	2.25%	-0.05%	(\$7M)
600233-CN	YTO Express Group Co.,Ltd. Cla..	2.25%	0.02%	\$14M
241560-KR	Doosan Babcat Inc.	-2.25%	-0.01%	(\$32M)
1590-TW	Airtac International Group	-2.25%	-0.02%	(\$3M)
144-HK	China Merchants Port Holdings..	-2.25%	-0.02%	(\$2M)
500575-IN	Volvas Limited	-3.37%	-0.05%	(\$9M)
2343-HK	Pacific Basin Shipping Limited	-3.37%	-0.04%	(\$7M)
1308-HK	SITC International Holdings Co..	-3.37%	-0.04%	(\$4M)
002050-CN	Zhejiang Sanhua Intelligent C..	-4.49%	-0.09%	(\$35M)

Largest Fund Flows, \$

Fund Name	New or Cl..	Flow
Matthews Asia Funds - Asia (ex..		\$62M
Hermes Invt. Funds - Asia (ex-J..		\$25M
Fidelity Invt. Funds - Asia Fund		\$13M
Eastspring Investments - Asian..		\$12M
Skandia Asia		\$10M
HSBC GIF - Asia (ex-Japan) Equi..		\$7M
Vontobel Fund - mtx Sustainab..		\$7M
Schroder ISF - Asian Opportunit..		(\$15M)
Schroder Asian Alpha Plus Fund		(\$18M)
BlackRock Global Funds - Asian ..		(\$22M)
Fidelity Inv. Trust - Emerging As..		(\$29M)
JPMorgan Fund ICVC - Asia Gro..		(\$34M)
T Rowe Price New Asia Fund		(\$41M)
Matthews Pacific Tiger Fund		(\$103M)

Largest Fund Level Changes in Stock Weight, %

Fund Name	Stock Name	New ..	Change
Maple-Brown Abbott Funds Plc - A..	Taiwan Secom Co., Ltd.	New	4.19%
Maple-Brown Abbott Funds Plc - A..	Meitec Corporation	New	3.22%
Fullerton Lux Funds - Asia Focus E..	China National Nuclear P..	New	2.79%
Fullerton Lux Funds - Asia Focus E..	Meituan Class B	New	2.70%
Maple-Brown Abbott Funds Plc - A..	S-1 Corporation	New	2.37%
Jupiter Asian Fund	Techtronic Industries Co.,...	New	2.31%
PineBridge Global Funds - Asia (ex..	Sungrow Power Supply C..		2.08%
Matthews Asia Funds - Asia (ex-Ja..	Yuexiu Transport Infrastr..		-3.22%
Maple-Brown Abbott Funds Plc - A..	ZTO Express (Cayman), In..	Close	-3.50%
Matthews Asia Funds - Asia (ex-Ja..	Marimatsu International ..		-3.82%
Matthews Asia Funds - Asia (ex-Ja..	LG Energy Solution Ltd.		-3.96%
Invesco Funds - Asia Opportunities..	Meituan Class B	Close	-3.97%
PineBridge Global Funds - Asia (ex..	Zhejiang Sanhua Intellig..	Close	-5.19%
Matthews Asia Funds - Asia (ex-Ja..	SATS Ltd		-5.26%

Aggregate Country Holding Changes

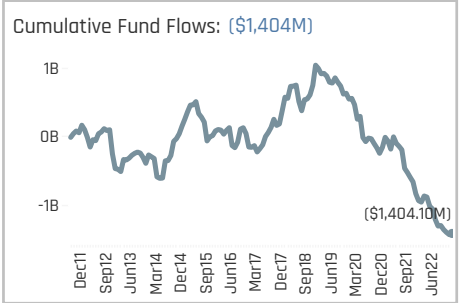
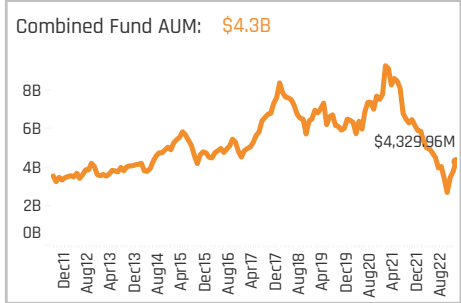
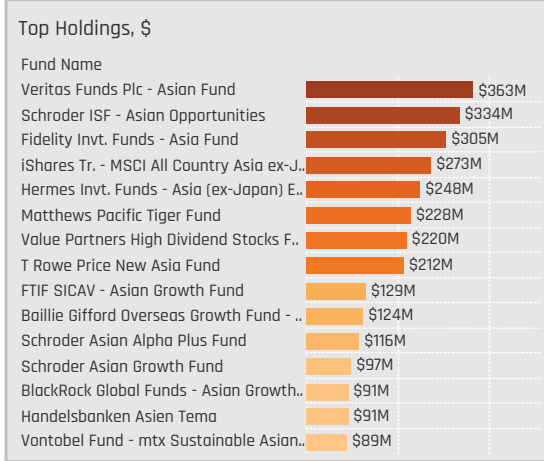
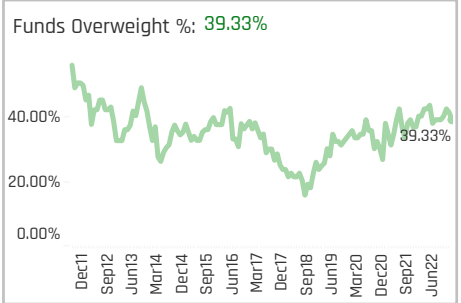
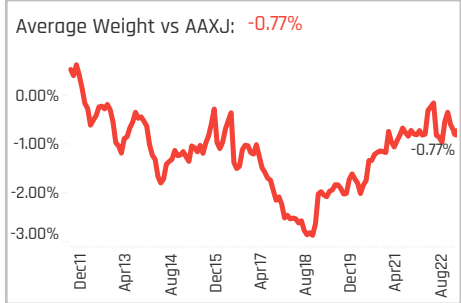
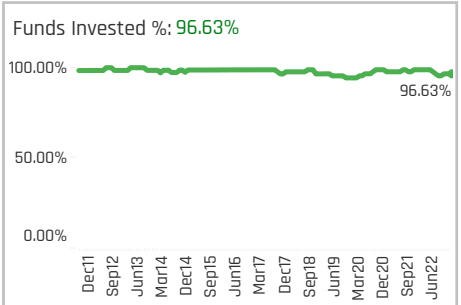
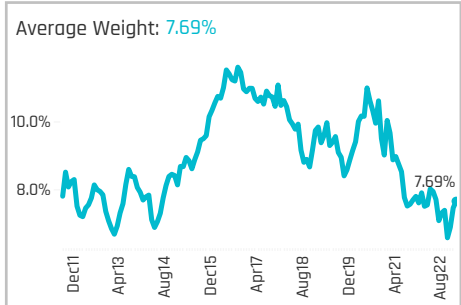
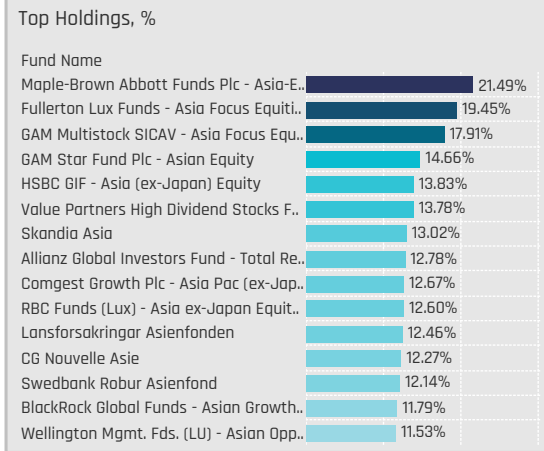
Country	Change	Funds
South Korea	3.37%	(\$25M)
Singapore	2.25%	(\$63M)
Thailand	1.12%	(\$7M)
Vietnam	0.00%	\$0M
Sri Lanka	0.00%	\$0M
Norway	0.00%	\$0M
Netherlands	0.00%	\$0M
Australia	0.00%	\$0M
Malaysia	-1.12%	\$0M
United States	-2.25%	(\$2M)
Philippines	-2.25%	(\$7M)
Indonesia	-2.25%	(\$14M)
China & HK	-2.25%	(\$2M)
Taiwan	-3.37%	(\$43M)

Largest Changes in Fund Country Weight, %

Fund Name	New o..	Country	Change
Maple-Brown Abbott Funds Plc - Asi..	New	Taiwan	4.19%
Fullerton Lux Funds - Asia Focus Eq..		China & HK	4.18%
Skandia Asia		China & HK	3.86%
Maple-Brown Abbott Funds Plc - Asi..	New	Japan	3.22%
Lansforsakringar Asienfonden		China & HK	2.95%
LO Funds - Asia High Conviction	New	Singapore	2.71%
Maple-Brown Abbott Funds Plc - Asi..	New	South Korea	2.37%
Mirae Asset Glb. Discovery Fd. - Asia..		China & HK	-3.20%
Spaengler IQAM Asia Stock		China & HK	-3.50%
Nordea 1 - Asia ex-Japan Equity Fun..		China & HK	-3.58%
Invesco Funds - Asia Opportunities ..	Close	China & HK	-3.97%
Matthews Asia Funds - Asia (ex-Jap..		South Korea	-4.86%
Maple-Brown Abbott Funds Plc - Asi..		China & HK	-5.06%
Matthews Asia Funds - Asia (ex-Jap..		Singapore	-5.26%

Largest Fund Level Stock Inflows/Outflows, \$

Fund Name	Stock Name	New..	Flow
T Rowe Price New Asia Fund	Hoymiles Power Electroni..	New	\$15M
FTIF SICAV - Asian Growth Fund	Shenzhen Inovance Tech..		\$15M
Vontobel Fund - mtx Sustainable A..	YTO Express Group Co.,Lt..	New	\$14M
Hermes Invt. Funds - Asia (ex-Japa..	HYUNDAI GLOVIS Co., Ltd.	New	\$14M
Hermes Invt. Funds - Asia (ex-Japa..	Cathay Pacific Airways Li..	New	\$12M
Matthews Asia Funds - Asia (ex-Ja..	Ashok Leyland Limited	New	\$11M
Ninety One Glb. Strat. Fd. - Asian E..	Keppel Corporation Limit..	New	\$10M
Invesco Funds - Asia Opportunities ..	Meituan Class B	Close	(\$15M)
T Rowe Price New Asia Fund	Challease Holding Co. Ltd.		(\$15M)
BlackRock Global Funds - Asian Gro..	Meituan Class B	Close	(\$21M)
FTIF SICAV - Asian Growth Fund	Meituan Class B		(\$21M)
Fidelity Inv. Trust - Emerging Asia F..	Meituan Class B		(\$24M)
Matthews Pacific Tiger Fund	Doosan Babcat Inc.	Close	(\$31M)
Matthews Pacific Tiger Fund	SATS Ltd		(\$72M)



Aggregate Stock Holdings Data, Ranked by Most Widely Held.

Ticker	Stock Name	Funds Invested %	Average Weight	Vs Benchmark	Fund AUM, \$
700-HK	Tencent Holdings Ltd.	82.02%	4.23%	-0.79%	\$2,645M
NTESF-US	NetEase, Inc.	31.46%	0.63%	0.04%	\$344M
BIDU-US	Baidu Inc Sponsored ADR Clas..	25.84%	0.52%	-0.09%	\$308M
Z74-SG	Singapore Telecommunicatio..	24.72%	0.45%	0.19%	\$129M
TLKM-ID	PT Telkom Indonesia (Persero..	19.10%	0.20%	-0.01%	\$62M
532454-IN	Bharti Airtel Limited	13.48%	0.24%	-0.11%	\$98M
MMYT-US	MakeMyTrip Ltd.	7.87%	0.08%	0.08%	\$24M
6823-HK	HKT Trust and HKT Ltd	7.87%	0.09%	0.00%	\$51M
017670-KR	SK Telecom Co., Ltd.	5.62%	0.06%	0.06%	\$111M
ATHM-US	Autohome, Inc. Sponsored AD..	4.49%	0.08%	0.04%	\$13M
300059-CN	East Money Information Co., L..	4.49%	0.06%	0.02%	\$24M
035900-KR	JYP Entertainment Corp	4.49%	0.03%	0.03%	\$7M
030200-KR	KT Corporation	4.49%	0.04%	0.04%	\$16M
030000-KR	Cheil Worldwide Inc.	4.49%	0.06%	0.04%	\$12M
CNVRG-PH	Converge Information & Com..	3.37%	0.02%	0.02%	\$25M

Top Stock Holdings, %

Fund Name	Ticker	Stock Name	Weight
GS Funds - Asia Equity Portfolio	700-HK	Tencent Holdings Ltd.	8.84%
Value Partners High Dividend Stocks F..	728-HK	China Telecom Corp. L..	8.14%
Maple-Brown Abbott Funds Plc - Asia-E..	941-HK	China Mobile Limited	8.01%
Nomura Fds. Ireland Plc - Asia (ex-Japa..	700-HK	Tencent Holdings Ltd.	7.74%
Polar Capital Funds Plc - Asian Stars F..	700-HK	Tencent Holdings Ltd.	7.73%
Skandia Asia	700-HK	Tencent Holdings Ltd.	7.60%
Baring Eastern Trust	700-HK	Tencent Holdings Ltd.	7.49%
Swedbank Robur Asienfond	700-HK	Tencent Holdings Ltd.	7.47%
Nordea Asian Stars Fund	700-HK	Tencent Holdings Ltd.	7.36%
Natixis Intl. Fds. (Lux) I - Natixis Asia Eq..	700-HK	Tencent Holdings Ltd.	7.10%
Invesco Funds - Asia Opportunities Equ..	700-HK	Tencent Holdings Ltd.	7.04%
Aliquity SICAV - Asia Fund	700-HK	Tencent Holdings Ltd.	7.02%
Fullerton Lux Funds - Asia Focus Equit..	Z74-SG	Singapore Telecommu..	7.02%
JPMorgan Fund ICVC - Asia Growth Fun..	700-HK	Tencent Holdings Ltd.	7.01%
Mirabaud - Equities Asia (ex-Japan)	700-HK	Tencent Holdings Ltd.	6.98%

Aggregate Country Holdings, %

Country	Weight	Vs Benchmark	Target
China & HK	5.11%	-0.64%	92.13%
Singapore	0.45%	0.19%	24.72%
India	0.37%	-0.03%	29.21%
South Korea	0.27%	0.15%	23.60%
Indonesia	0.24%	0.03%	23.60%
Japan	0.11%	0.11%	4.49%
Philippines	0.06%	0.00%	7.87%
Malaysia	0.04%	-0.11%	3.37%
Thailand	0.02%	-0.12%	3.37%
Taiwan	0.01%	-0.36%	1.12%
United States	0.01%	0.01%	1.12%
Russia	0.00%	0.00%	1.12%

Top Country Holdings, %

Fund Name	Country	Weight
HSBC GIF - Asia (ex-Japan) Equity	China & HK	13.48%
GAM Multistock SICAV - Asia Focus Equ..	China & HK	13.45%
Maple-Brown Abbott Funds Plc - Asia-E..	China & HK	13.45%
Skandia Asia	China & HK	13.02%
Value Partners High Dividend Stocks F..	China & HK	12.61%
GAM Star Fund Plc - Asian Equity	China & HK	11.98%
Wellington Mgmt. Fds. (LU) - Asian Opp..	China & HK	11.53%
Lansforsakringar Asienfonden	China & HK	11.36%
Spaengler IQAM Asia Stock	China & HK	10.37%
Comgest Growth Plc - Asia Pac (ex-Jap..	China & HK	10.17%
Matthews Asian Growth & Income Fund	China & HK	10.07%
CG Nouvelle Asie	China & HK	9.79%
Nordea Asian Stars Fund	China & HK	9.70%
GS Funds - Asia Equity Portfolio	China & HK	9.65%
Invesco Funds - Asia Opportunities Equ..	China & HK	9.53%

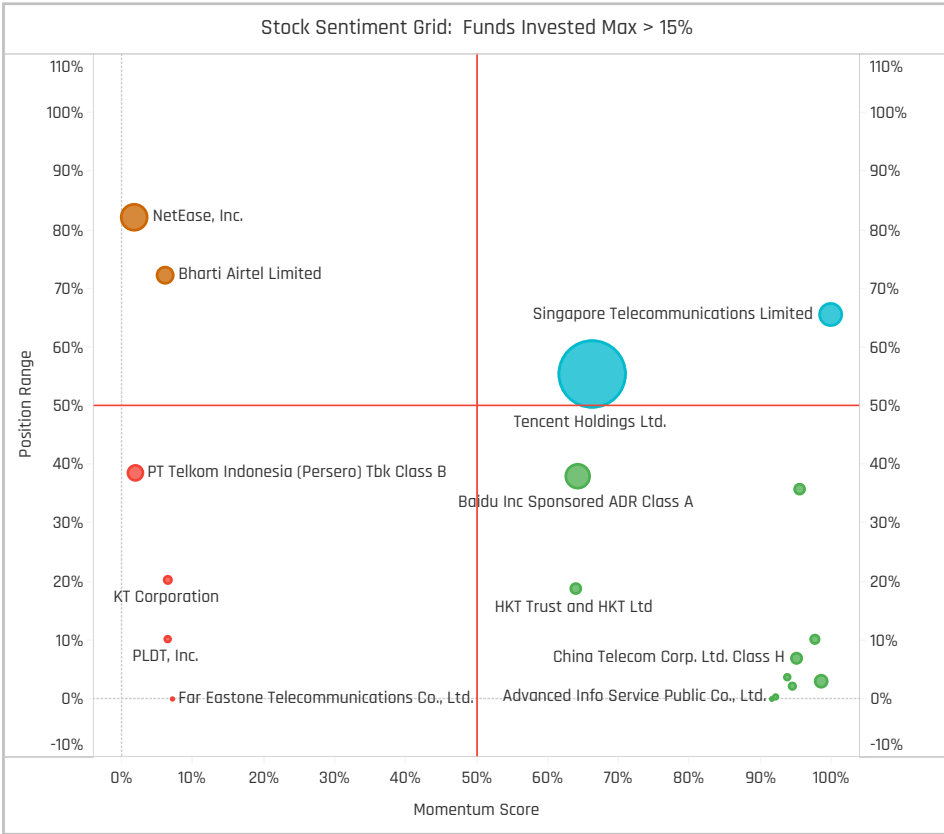
Top Stock Holdings, \$

Fund Name	Ticker	Stock Name	Value
Schroder ISF - Asian Opportunities	700-HK	Tencent Holdings Ltd.	\$277M
Fidelity Inv. Funds - Asia Fund	700-HK	Tencent Holdings Ltd.	\$265M
Veritas Funds Plc - Asian Fund	700-HK	Tencent Holdings Ltd.	\$239M
Matthews Pacific Tiger Fund	700-HK	Tencent Holdings Ltd.	\$203M
T Rowe Price New Asia Fund	700-HK	Tencent Holdings Ltd.	\$179M
iShares Tr. - MSCI All Country Asia ex-J..	700-HK	Tencent Holdings Ltd.	\$162M
Hermes Inv. Funds - Asia (ex-Japan) E..	BIDU-US	Baidu Inc Sponsored AD..	\$144M
Value Partners High Dividend Stocks F..	728-HK	China Telecom Corp. Ltd..	\$130M
FTIF SICAV - Asian Growth Fund	700-HK	Tencent Holdings Ltd.	\$121M
Schroder Asian Alpha Plus Fund	700-HK	Tencent Holdings Ltd.	\$87M
Veritas Funds Plc - Asian Fund	NTESF-US	NetEase, Inc.	\$86M
Schroder Asian Growth Fund	700-HK	Tencent Holdings Ltd.	\$78M
Hermes Inv. Funds - Asia (ex-Japan) E..	WB-US	Weibo Corp. Sponsored ..	\$65M
Baillie Gifford Overseas Growth Fund - ..	700-HK	Tencent Holdings Ltd.	\$59M
Vontobel Fund - mtx Sustainable Asian..	700-HK	Tencent Holdings Ltd.	\$58M

Largest Changes in Fund Weight, %

Fund Name	New or C..	Change
Fullerton Lux Funds - Asia Focus..		7.21%
Spaengler IQAM Asia Stock		6.19%
GAM Star Fund Plc - Asian Equity		5.66%
GAM Multistock SICAV - Asia Foc..		4.81%
Matthews Asia Funds - Asia (ex-.. New		4.28%
BlackRock Global Funds - Asian ..		3.95%
DJE - Asien		3.04%
AB FCP I - Asia (ex-Japan) Equit..		-2.71%
LO Funds - Asia High Conviction		-2.81%
Fidelity Asia Fund	Close	-2.84%
Syinvest Fjernosten		-4.50%
NESTOR-FONDS - Nestor Fernost..		-5.50%
PineBridge Global Funds - Asia (..		-5.61%
Carnegie Asia		-7.73%

Ave Wgt Δ	Funds Invested Δ	Fund Flows, \$	Av Wgt vs AAXJ Δ	Funds O/W % Δ
0.58%	0.00%	(\$205M)	0.09%	0.00%



Aggregate Stock Holdings Changes

Ticker	Stock Name	Funds Invested % Δ	Average Weight Δ	Fund Flows, \$
Z74-SG	Singapore Telecommunication..	5.62%	0.08%	\$22M
MMYT-US	MakeMyTrip Ltd.	3.37%	0.03%	\$13M
035900-KR	JYP Entertainment Corp	3.37%	0.02%	\$5M
788-HK	China Tower Corp. Ltd. Class H	2.25%	0.02%	\$3M
YNDX-US	Yandex NV Class A	1.12%	0.00%	\$3M
MAJOR-TH	Major Cineplex Group Public C..	1.12%	0.01%	\$4M
ISAT-ID	PT Indosat Tbk Class B	1.12%	0.01%	\$5M
TLKM-ID	PT Telkom Indonesia (Persero) ..	-2.25%	-0.05%	(\$8M)
SEK-AU	Seek Limited	-2.25%	-0.02%	(\$3M)
NTESF-US	NetEase, Inc.	-2.25%	-0.07%	\$11M
890157-IN	Bharti Airtel Ltd TEMP	-2.25%	0.00%	\$0M
532777-IN	Info Edge India Ltd.	-2.25%	-0.03%	(\$20M)
700-HK	Tencent Holdings Ltd.	-3.37%	0.60%	(\$130M)
GLO-PH	Globe Telecom Inc.	-3.37%	-0.03%	(\$2M)

Largest Fund Flows, \$

Fund Name	New or Cl..	Flow
Swedbank Robur Asienfond		\$26M
Matthews Asia Funds - Asia (ex-.. New		\$17M
BlackRock Global Funds - Asian ..		\$13M
Fullerton Lux Funds - Asia Foc..		\$12M
Schroder Asian Alpha Plus Fund		\$11M
Eastspring Investments - Asian..		\$9M
GAM Multistock SICAV - Asia Fo..		\$7M
Syinvest Fjernosten		(\$17M)
Fidelity Funds SICAV - Asian Eq..		(\$22M)
LO Funds - Asia High Conviction		(\$23M)
iShares Tr. - MSCI All Country A..		(\$24M)
Fidelity Asia Fund	Close	(\$25M)
JPMorgan Fund ICVC - Asia Gro..		(\$26M)
Matthews Pacific Tiger Fund		(\$62M)

Largest Fund Level Changes in Stock Weight, %

Fund Name	Stock Name	New ..	Change
Maple-Brown Abbott Funds Plc - A..	China Mobile Limited		5.99%
Fullerton Lux Funds - Asia Focus E..	Tencent Holdings Ltd.	New	5.99%
Maple-Brown Abbott Funds Plc - A..	Nippon Telegraph and Tel..	New	5.81%
Spaengler IQAM Asia Stock	China Mobile Limited	New	3.22%
Maple-Brown Abbott Funds Plc - A..	China South Publishing &..	New	2.96%
Matthews Asia Funds - Asia (ex-Ja..	Tencent Holdings Ltd.	New	2.90%
GAM Star Fund Plc - Asian Equity	Tencent Holdings Ltd.		2.61%
LO Funds - Asia High Conviction	Tencent Holdings Ltd.		-2.52%
Fidelity Asia Fund	Tencent Holdings Ltd.	Close	-2.84%
Maple-Brown Abbott Funds Plc - A..	Baidu Inc Sponsored ADR..	Close	-3.09%
Carnegie Asia	Tencent Holdings Ltd.	Close	-4.19%
Maple-Brown Abbott Funds Plc - A..	NetEase, Inc.	Close	-4.94%
NESTOR-FONDS - Nestor Fernost F..	PT Media Nusantara Citr..		-5.75%
Maple-Brown Abbott Funds Plc - A..	Tencent Holdings Ltd.	Close	-6.53%

Aggregate Country Holding Changes

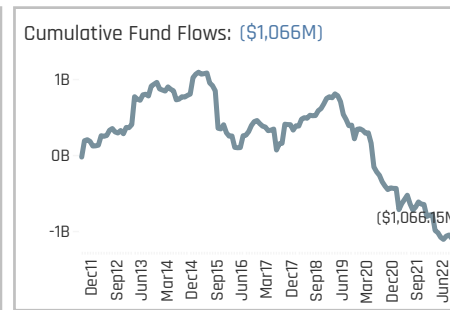
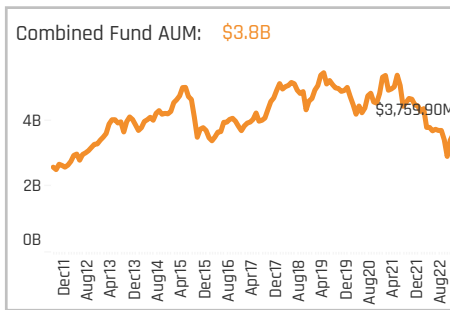
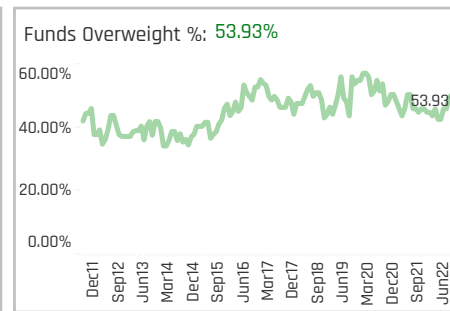
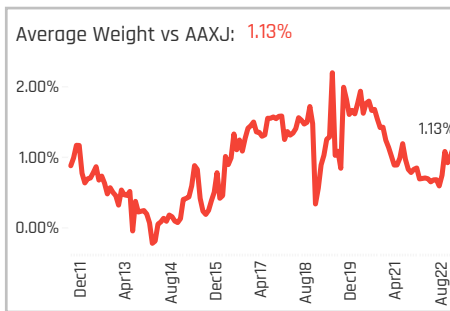
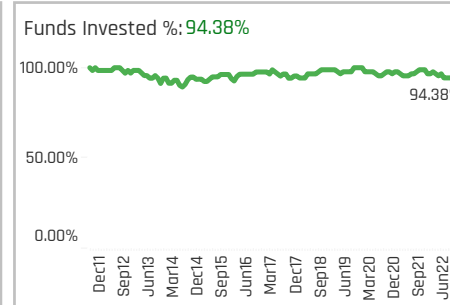
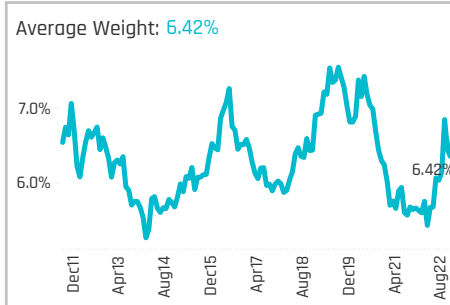
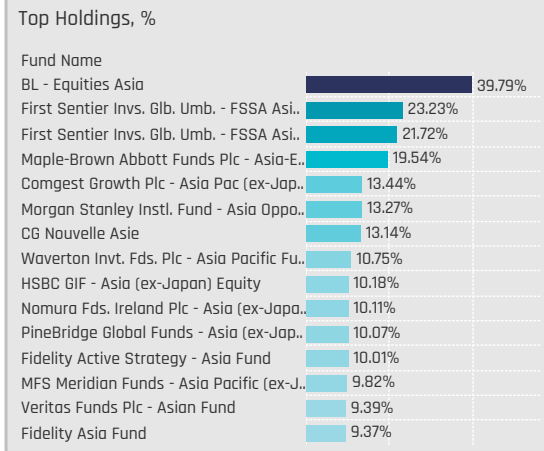
Country	Change	Flow
Singapore	5.62%	\$22M
South Korea	2.25%	
China & HK	1.12%	(\$169M)
Thailand	1.12%	\$3M
Russia	1.12%	\$3M
Malaysia	1.12%	\$1M
Japan	1.12%	\$1M
New Zealand	0.00%	
India	0.00%	(\$15M)
Bangladesh	0.00%	
Indonesia	-1.12%	(\$7M)
Taiwan	-2.25%	(\$8M)
Australia	-2.25%	(\$3M)
Philippines	-4.49%	(\$5M)

Largest Changes in Fund Country Weight, %

Fund Name	New o..	Country	Change
Fullerton Lux Funds - Asia Focus Eq..	New	China & HK	6.95%
Spaengler IQAM Asia Stock		China & HK	6.19%
Maple-Brown Abbott Funds Plc - Asi..	New	Japan	5.81%
GAM Star Fund Plc - Asian Equity		China & HK	5.81%
Matthews Asia Funds - Asia (ex-Jap..	New	China & HK	4.28%
BlackRock Global Funds - Asian Gro..		China & HK	4.08%
GAM Multistock SICAV - Asia Focus ..		China & HK	4.06%
AB FCP I - Asia (ex-Japan) Equity Pa..	Close	China & HK	-2.47%
LO Funds - Asia High Conviction		China & HK	-2.52%
Fidelity Asia Fund	Close	China & HK	-2.84%
Maple-Brown Abbott Funds Plc - Asi..		China & HK	-3.13%
PineBridge Global Funds - Asia (ex-J..		China & HK	-4.06%
Carnegie Asia		China & HK	-4.86%
NESTOR-FONDS - Nestor Fernost Fo..		Indonesia	-5.75%

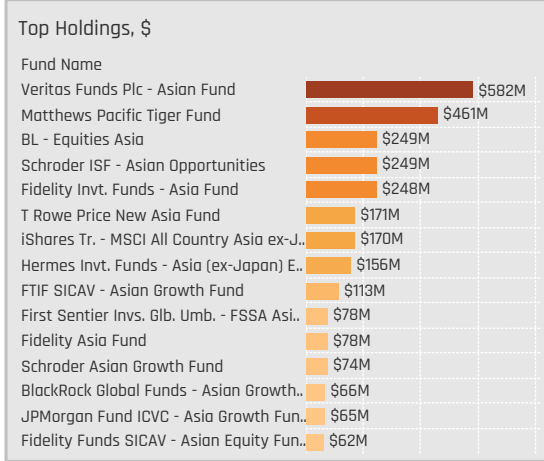
Largest Fund Level Stock Inflows/Outflows, \$

Fund Name	Stock Name	New..	Flow
Swedbank Robur Asienfond	Tencent Holdings Ltd.		\$18M
BlackRock Global Funds - Asian Gro..	NetEase, Inc.	New	\$18M
Pictet - Asian Equities (ex-Japan)	Singapore Telecommunic..	New	\$11M
Fullerton Lux Funds - Asia Focus Eq..	Tencent Holdings Ltd.	New	\$11M
Vontobel Fund - mtX Sustainable A..	PT Telkom Indonesia (Per..		\$10M
Matthews Asia Funds - Asia (ex-Ja..	Tencent Holdings Ltd.	New	\$10M
FTIF SICAV - Asian Growth Fund	MakeMyTrip Ltd.	New	\$10M
JPMorgan Fund ICVC - Asia Growth..	Tencent Holdings Ltd.		(\$14M)
Fidelity Funds SICAV - Asian Equity..	Tencent Holdings Ltd.		(\$17M)
FTIF SICAV - Asian Growth Fund	Info Edge India Ltd.	Close	(\$18M)
LO Funds - Asia High Conviction	Tencent Holdings Ltd.		(\$20M)
Fidelity Asia Fund	Tencent Holdings Ltd.	Close	(\$25M)
Matthews Pacific Tiger Fund	Big Hit Entertainment Co..	Close (\$30M)	
Matthews Pacific Tiger Fund	Baidu Inc Sponsored ADR..		(\$63M)



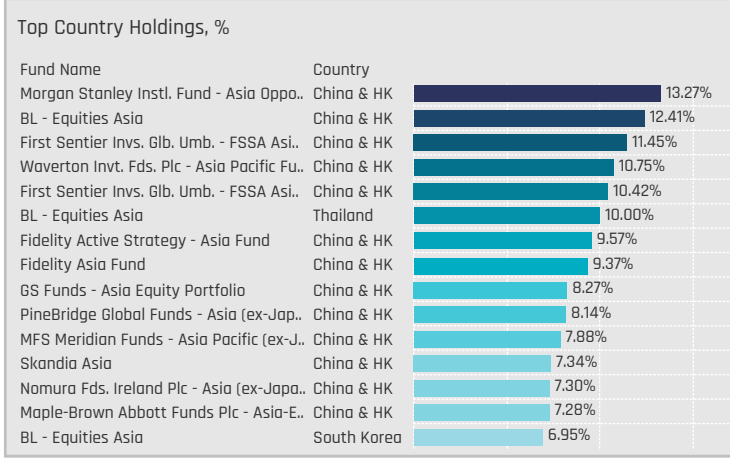
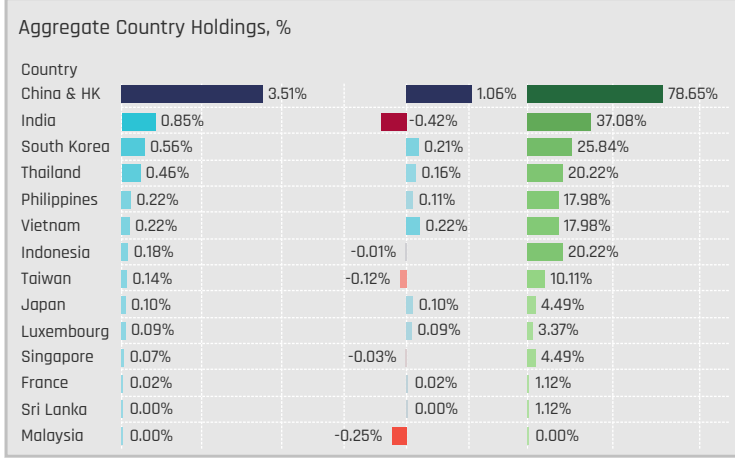
Aggregate Stock Holdings Data, Ranked by Most Widely Held.

Ticker	Stock Name	Funds Invested %	Average Weight	Vs Benchmark	Fund AUM, \$
600519-CN	Kweichow Moutai Co., Ltd. Cla..	29.21%	0.85%	0.51%	\$733M
2319-HK	China Mengniu Dairy Co., Ltd.	22.47%	0.40%	0.16%	\$356M
500696-IN	Hindustan Unilever Limited	15.73%	0.30%	-0.13%	\$287M
1876-HK	Budweiser Brewing Co. APAC ..	15.73%	0.24%	0.16%	\$224M
291-HK	China Resources Beer (Holdin..	14.61%	0.28%	0.07%	\$146M
VNM-VN	Vietnam Dairy Products Corp.	13.48%	0.17%	0.17%	\$149M
CPALL-TH	CP All Public Co. Ltd.	13.48%	0.26%	0.07%	\$227M
600887-CN	Inner Mongolia Yili Industrial ..	12.36%	0.26%	0.23%	\$153M
051900-KR	LG H&H Co., Ltd.	12.36%	0.22%	0.13%	\$57M
532424-IN	Godrej Consumer Products Li..	11.24%	0.17%	0.09%	\$49M
322-HK	Tingyi (Cayman Islands) Holdi..	10.11%	0.12%	0.08%	\$108M
168-HK	Tsingtao Brewery Co., Ltd. Cla..	10.11%	0.14%	0.02%	\$76M
URC-PH	Universal Robina Corp.	8.99%	0.12%	0.09%	\$48M
090430-KR	Amorepacific Corp.	8.99%	0.10%	0.04%	\$111M
603605-CN	Proya Cosmetics Co., Ltd. Clas..	7.87%	0.10%	0.10%	\$14M



Top Stock Holdings, %

Fund Name	Ticker	Stock Name	Percentage
Fidelity Active Strategy - Asia Fund	600519-CN	Kweichow Moutai Co., ..	9.57%
Fidelity Asia Fund	600519-CN	Kweichow Moutai Co., ..	9.37%
Jupiter Asian Fund	500875-IN	ITC Limited	6.57%
Waverton Invnt. Fds. Plc - Asia Pacific Fu..	87-HK	Swire Pacific Limited ..	5.87%
GS Funds - Asia Equity Portfolio	600519-CN	Kweichow Moutai Co., ..	5.77%
BL - Equities Asia	600519-CN	Kweichow Moutai Co., ..	4.81%
Allianz Global Investors Fund - Total Re..	CPALL-TH	CP All Public Co. Ltd.	4.79%
JKC Fund - La Francaise JKC Asia Equit..	291-HK	China Resources Beer ..	4.71%
BL - Equities Asia	Y92-SG	Thai Beverage Public ..	4.69%
HSBC GIF - Asia (ex-Japan) Equity	973-HK	L'Occitane Internation..	4.51%
Wealth Invest SK Invest Far East Equit..	282330-KR	BGF retail CO., LTD.	4.43%
BlackRock Global Funds - Asian Growth..	600887-CN	Inner Mongolia Yili Ind..	4.41%
Veritas Funds Plc - Asian Fund	600519-CN	Kweichow Moutai Co., ..	4.31%
HSBC GIF - Asia (ex-Japan) Equity	000858-CN	Wuliangye Yibin Co., L..	4.25%
First Sentier Invs. Glob. Umb. - FSSA Asi..	001-SG	DFI Retail Group Holdi..	4.04%



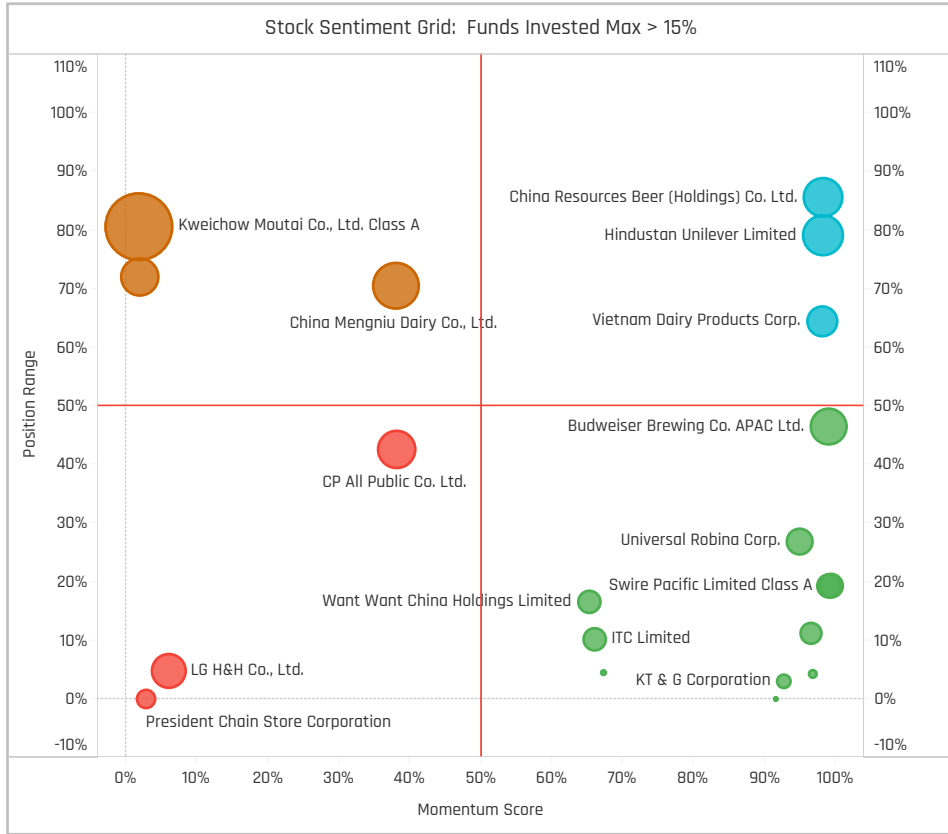
Top Stock Holdings, \$

Fund Name	Ticker	Stock Name	Amount
Veritas Funds Plc - Asian Fund	600519-CN	Kweichow Moutai Co., Lt..	\$267M
Veritas Funds Plc - Asian Fund	500696-IN	Hindustan Unilever Limit..	\$223M
Matthews Pacific Tiger Fund	600519-CN	Kweichow Moutai Co., Lt..	\$135M
Matthews Pacific Tiger Fund	291-HK	China Resources Beer (H..	\$109M
Veritas Funds Plc - Asian Fund	500790-IN	Nestle India Ltd.	\$92M
Schroder ISF - Asian Opportunities	2319-HK	China Mengniu Dairy Co...	\$92M
Matthews Pacific Tiger Fund	500095-IN	Dabur India Limited	\$91M
Fidelity Invnt. Funds - Asia Fund	2319-HK	China Mengniu Dairy Co...	\$89M
Schroder ISF - Asian Opportunities	1876-HK	Budweiser Brewing Co. ..	\$89M
Fidelity Invnt. Funds - Asia Fund	600519-CN	Kweichow Moutai Co., Lt..	\$84M
Fidelity Asia Fund	600519-CN	Kweichow Moutai Co., Lt..	\$78M
Hermes Invnt. Funds - Asia (ex-Japan) E..	322-HK	Tingyi (Cayman Islands) ..	\$73M
Schroder ISF - Asian Opportunities	090430-..	Amorepacific Corp.	\$68M
Fidelity Invnt. Funds - Asia Fund	CPALL-TH	CP All Public Co. Ltd.	\$67M
Matthews Pacific Tiger Fund	VNM-VN	Vietnam Dairy Products ..	\$65M

Largest Changes in Fund Weight, %

Fund Name	New or C..	Change
Maple-Brown Abbott Funds Plc - ..		
Carnegie Asia		3.99%
PineBridge Global Funds - Asia (..		3.45%
Fullerton Lux Funds - Asia Focus..		3.22%
Nomura Fds. Ireland Plc - Asia (e..		3.21%
Matthews Asia Funds - Asia (ex-.. New		2.82%
AB SICAV I - Asia Low Volatility ..		2.41%
BL - Equities Asia		-1.52%
T Rowe Price Asia Opportunities ..		-1.55%
Vontobel Fund - mtX Sustainabl..		-1.57%
Nordea Asian Stars Fund		-1.67%
Lansforsakringar Asienfonden		-1.76%
DJE - Asien		-2.15%
GAM Star Fund Plc - Asian Equity Close		-3.72%

Ave Wgt Δ	Funds Invested Δ	Fund Flows, \$	Av Wgt vs AAXJ Δ	Funds O/W % Δ
0.36%	0.00%	(\$13M)	0.53%	7.87%



Aggregate Stock Holdings Changes

Ticker	Stock Name	Funds Invested % Δ	Average Weight Δ	Fund Flows, \$
322-HK	Tingyi (Cayman Islands) Holdin..	3.37%	0.05%	\$4M
0V8-SG	Sheng Siong Group Ltd.	2.25%	0.05%	\$4M
603605-CN	Proya Cosmetics Co., Ltd. Clas..	2.25%	0.02%	\$7M
500696-IN	Hindustan Unilever Limited	2.25%	0.02%	(\$6M)
282330-KR	BGF retail CO., LTD.	2.25%	0.03%	\$8M
19-HK	Swire Pacific Limited Class A	2.25%	0.07%	\$14M
1876-HK	Budweiser Brewing Co. APAC L..	2.25%	0.04%	\$11M
000848-CN	He Bei Cheng de Lalo Co. Ltd. ..	-1.12%	-0.01%	(\$2M)
UNVR-ID	PT Unilever Indonesia Tbk	-2.25%	0.00%	(\$3M)
6618-HK	JD Health International, Inc.	-2.25%	-0.02%	(\$33M)
603939-CN	Yifeng Pharmacy Chain Co Ltd..	-2.25%	-0.02%	(\$22M)
600887-CN	Inner Mongolia Yili Industrial G..	-2.25%	-0.04%	\$8M
600519-CN	Kweichow Moutai Co., Ltd. Cla..	-2.25%	-0.06%	(\$19M)
2912-TW	President Chain Store Corpora..	-2.25%	-0.02%	(\$15M)

Largest Fund Flows, \$

Fund Name	New or Cl..	Flow
Hermes Invt. Funds - Asia (ex-J..		\$22M
Fidelity Invt. Funds - Asia Fund		\$21M
Matthews Asia Funds - Asia (ex.. New		\$13M
Swedbank Robur Asienfond		\$12M
Fidelity Funds SICAV - Asian Eq..		\$11M
Schroder Asian Alpha Plus Fund		\$10M
Nomura Fds. Ireland Plc - Asia (..		\$8M
Nordea Asian Stars Fund		(\$9M)
T. Rowe Price Funds SICAV - Asi..		(\$9M)
FTIF SICAV - Asian Growth Fund		(\$11M)
iShares Tr. - MSCI All Country A..		(\$13M)
Vontobel Fund - mtX Sustainab..		(\$17M)
JPMorgan Fund ICVC - Asia Gro..		(\$31M)
T Rowe Price New Asia Fund		(\$40M)

Largest Fund Level Changes in Stock Weight, %

Fund Name	Stock Name	New ..	Change
Maple-Brown Abbott Funds Plc - A..	Sheng Siong Group Ltd.	New	3.11%
Maple-Brown Abbott Funds Plc - A..	Vietnam Dairy Products Co..	New	3.08%
Mirae Asset Glb. Discovery Fd. - Asi..	Swire Pacific Limited Cla..	New	2.63%
Maple-Brown Abbott Funds Plc - A..	Tingyi (Cayman Islands) ..	New	2.52%
Carnegie Asia	Swire Pacific Limited Cla..	New	2.33%
Maple-Brown Abbott Funds Plc - A..	Uni-President Enterprises..	New	2.30%
AB SICAV I - Asia Low Volatility Eq..	Asahi Group Holdings,Ltd.	New	2.24%
Maple-Brown Abbott Funds Plc - A..	ORION CORP.	Close	-1.69%
Nordea Asian Stars Fund	Varun Beverages Ltd.	Close	-1.80%
Carnegie Asia	Masan Group Corporation	Close	-1.86%
Janus Henderson Asia Equity Fund	Varun Beverages Ltd.	Close	-1.88%
JPMorgan Fund ICVC - Asia Growt..	Tongwei Co. Ltd. Class A	Close	-2.07%
Sydinvest Fjernosten	Varun Beverages Ltd.	Close	-2.18%
Spaengler IQAM Asia Stock	Kweichow Moutai Co., Lt..	Close	-2.54%

Aggregate Country Holding Changes

Country	Change	Flow
Singapore	2.25%	\$4M
Vietnam	1.12%	\$9M
Philippines	1.12%	(\$5M)
Japan	1.12%	\$1M
United States	0.00%	
United Kingdom	0.00%	
Turkey	0.00%	
Australia	0.00%	
South Korea	-1.12%	\$15M
Thailand	-1.12%	\$11M
Malaysia	-1.12%	(\$1M)
Luxembourg	-1.12%	\$1M
Taiwan	-2.25%	(\$11M)
Indonesia	-2.25%	(\$5M)

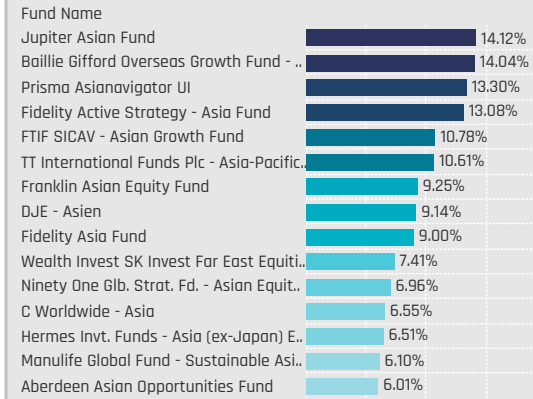
Largest Changes in Fund Country Weight, %

Fund Name	New o..	Country	Change
Nomura Fds. Ireland Plc - Asia (ex-J..		China & HK	3.49%
Maple-Brown Abbott Funds Plc - Asi..	New	Singapore	3.11%
Maple-Brown Abbott Funds Plc - Asi..	New	Vietnam	3.08%
Carnegie Asia		India	2.66%
PineBridge Global Funds - Asia (ex-J..		China & HK	2.65%
Alquity SICAV - Asia Fund		China & HK	2.59%
Carnegie Asia	New	China & HK	2.33%
Maple-Brown Abbott Funds Plc - Asi..	Close	South Korea	-1.69%
Carnegie Asia	Close	Vietnam	-1.86%
Nordea Asian Stars Fund		India	-1.87%
Janus Henderson Asia Equity Fund	Close	India	-1.88%
DJE - Asien	Close	China & HK	-2.17%
GAM Star Fund Plc - Asian Equity	Close	China & HK	-2.24%
Sydinvest Fjernosten		India	-2.91%

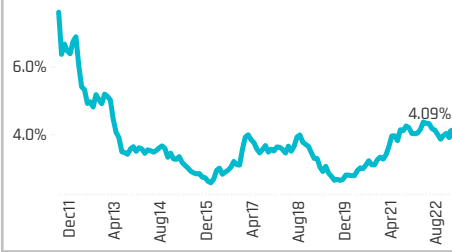
Largest Fund Level Stock Inflows/Outflows, \$

Fund Name	Stock Name	New..	Flow
Fidelity Invt. Funds - Asia Fund	CP All Public Co. Ltd.		\$26M
Hermes Invt. Funds - Asia (ex-Japa..	Inner Mongolia Yili Indust..		\$22M
T Rowe Price New Asia Fund	Amorepacific Corp.	New	\$17M
FTIF SICAV - Asian Growth Fund	China Mengniu Dairy Co., ..		\$13M
T Rowe Price New Asia Fund	Budweiser Brewing Co. A..	New	\$12M
Schroder Asian Alpha Plus Fund	Vietnam Dairy Products Co..		\$10M
LO Funds - Asia High Conviction	CP All Public Co. Ltd.	New	\$9M
Vontobel Fund - mtX Sustainable A..	LG H&H Co., Ltd.	Close	(\$11M)
T Rowe Price New Asia Fund	President Chain Store Co..	Close	(\$12M)
T Rowe Price New Asia Fund	Yifeng Pharmacy Chain Co..	Close	(\$15M)
T Rowe Price New Asia Fund	CP All Public Co. Ltd.		(\$18M)
JPMorgan Fund ICVC - Asia Growth..	Tongwei Co. Ltd. Class A	Close	(\$19M)
FTIF SICAV - Asian Growth Fund	Kweichow Moutai Co., Lt..	Close	(\$25M)
T Rowe Price New Asia Fund	JD Health International, I..	Close	(\$26M)

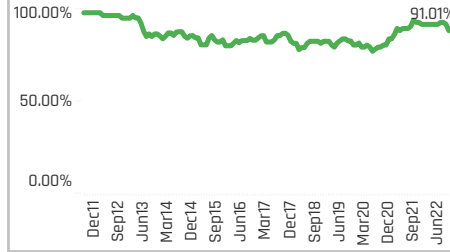
Top Holdings, %



Average Weight: 4.09%



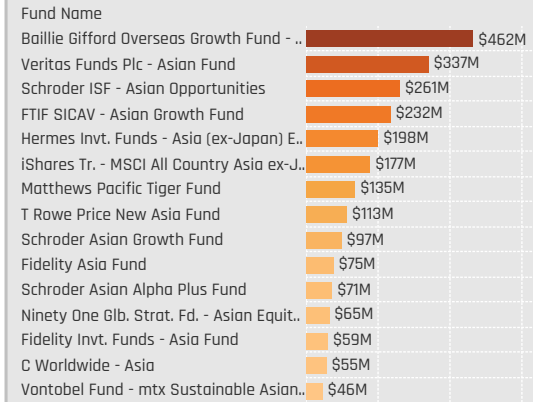
Funds Invested %: 91.01%



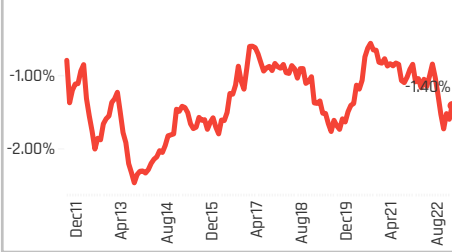
Aggregate Stock Holdings Data, Ranked by Most Widely Held.

Ticker	Stock Name	Funds Invested %	Average Weight	Vs Benchmark	Fund AUM, \$
051910-KR	LG Chem Ltd.	32.58%	0.69%	0.24%	\$637M
500440-IN	Hindalco Industries Limited	10.11%	0.11%	-0.02%	\$50M
014680-KR	Hansol Chemical Co., Ltd	10.11%	0.16%	0.16%	\$31M
1772-HK	Ganfeng Lithium Group Co., Lt..	8.99%	0.12%	0.06%	\$25M
002271-CN	Beijing Oriental Yuhong Wate..	7.87%	0.18%	0.18%	\$77M
512070-IN	UPL Limited	6.74%	0.11%	0.03%	\$16M
300285-CN	Shandong Sinocera Functiona..	6.74%	0.05%	0.05%	\$93M
2899-HK	Zijin Mining Group Co., Ltd. Cl..	6.74%	0.12%	-0.05%	\$116M
INTP-ID	PT Indocement Tunggal Praka..	5.62%	0.06%	0.06%	\$25M
AVIA-ID	PT Avia Avian Tbk	5.62%	0.03%	0.03%	\$30M
500820-IN	Asian Paints Ltd.	5.62%	0.05%	-0.16%	\$113M
002812-CN	Yunnan Energy New Material ..	5.62%	0.04%	0.02%	\$29M
SMGR-ID	PT Semen Indonesia (Persero)..	4.49%	0.05%	0.02%	\$44M
SCC-TH	Siam Cement Public Co. Ltd.	4.49%	0.04%	-0.09%	\$23M
MDKA-ID	PT Merdeka Copper Gold Tbk	4.49%	0.06%	-0.01%	\$115M

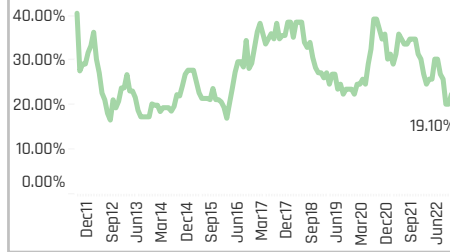
Top Holdings, \$



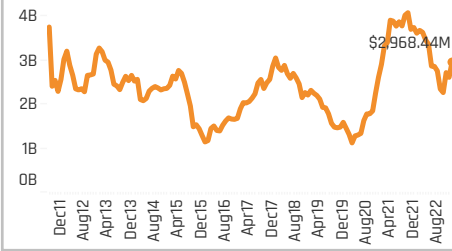
Average Weight vs AAXJ: -1.40%



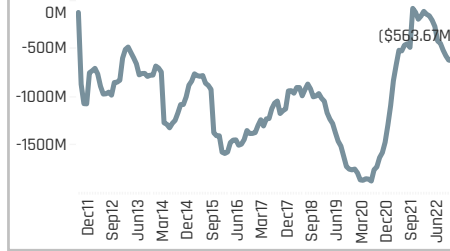
Funds Overweight %: 19.10%



Combined Fund AUM: \$3.0B



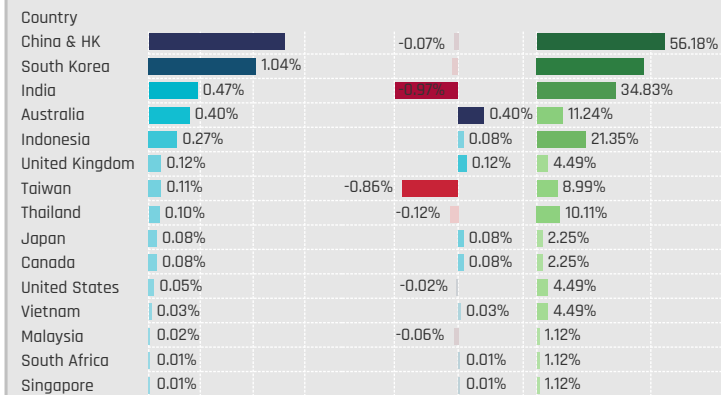
Cumulative Fund Flows: (\$564M)



Top Stock Holdings, %

Fund Name	Ticker	Stock Name	Weight
Jupiter Asian Fund	BHP-AU	BHP Group Ltd	7.32%
Fidelity Active Strategy - Asia Fund	002271-CN	Beijing Oriental Yuhon..	5.89%
DJE - Asien	148-HK	Kingboard Holdings Li..	5.66%
Fidelity Active Strategy - Asia Fund	FNV-CA	Franco-Nevada Corpor..	5.21%
Prisma Asianavigator UI	RIO-GB	Rio Tinto plc	5.14%
Fidelity Asia Fund	603737-CN	SKSHU Paint Co., Ltd. ..	4.72%
JKC Fund - La Francaise JKC Asia Equit..	014680-KR	Hansol Chemical Co., L..	4.43%
Wealth Invest SK Invest Far East Equiti..	512070-IN	UPL Limited	4.28%
Fidelity Asia Fund	002271-CN	Beijing Oriental Yuhon..	4.28%
CG Nouvelle Asie	051910-KR	LG Chem Ltd.	4.09%
First Sentier Invs. Glob. Umb. - FSSA Asi..	4612-JP	Nippon Paint Holdings..	4.06%
Comgest Growth Plc - Asia Pac (ex-Jap..	051910-KR	LG Chem Ltd.	4.05%
Prisma Asianavigator UI	1772-HK	Ganfeng Lithium Grou..	3.53%
DJE - Asien	1888-HK	Kingboard Laminates ..	3.48%
First Sentier Invs. Glob. Umb. - FSSA Asi..	4612-JP	Nippon Paint Holdings..	3.48%

Aggregate Country Holdings, %



Top Country Holdings, %

Fund Name	Country	Weight
Jupiter Asian Fund	Australia	14.12%
DJE - Asien	China & HK	9.14%
Fidelity Asia Fund	China & HK	9.00%
Fidelity Active Strategy - Asia Fund	China & HK	7.87%
TT International Funds Plc - Asia-Pacific..	South Korea	6.25%
Baillie Gifford Overseas Growth Fund - ..	China & HK	5.35%
Fidelity Active Strategy - Asia Fund	Canada	5.21%
Prisma Asianavigator UI	United Kingdom	5.14%
Vontobel Fund - mtX Sustainable Asian..	China & HK	4.66%
Prisma Asianavigator UI	China & HK	4.60%
Hermes Invt. Funds - Asia (ex-Japan) E..	South Korea	4.50%
JKC Fund - La Francaise JKC Asia Equit..	South Korea	4.43%
Indosuez Funds - Asia Opportunities	China & HK	4.35%
Wealth Invest SK Invest Far East Equiti..	India	4.28%
Janus Henderson Asia Equity Fund	Australia	4.25%

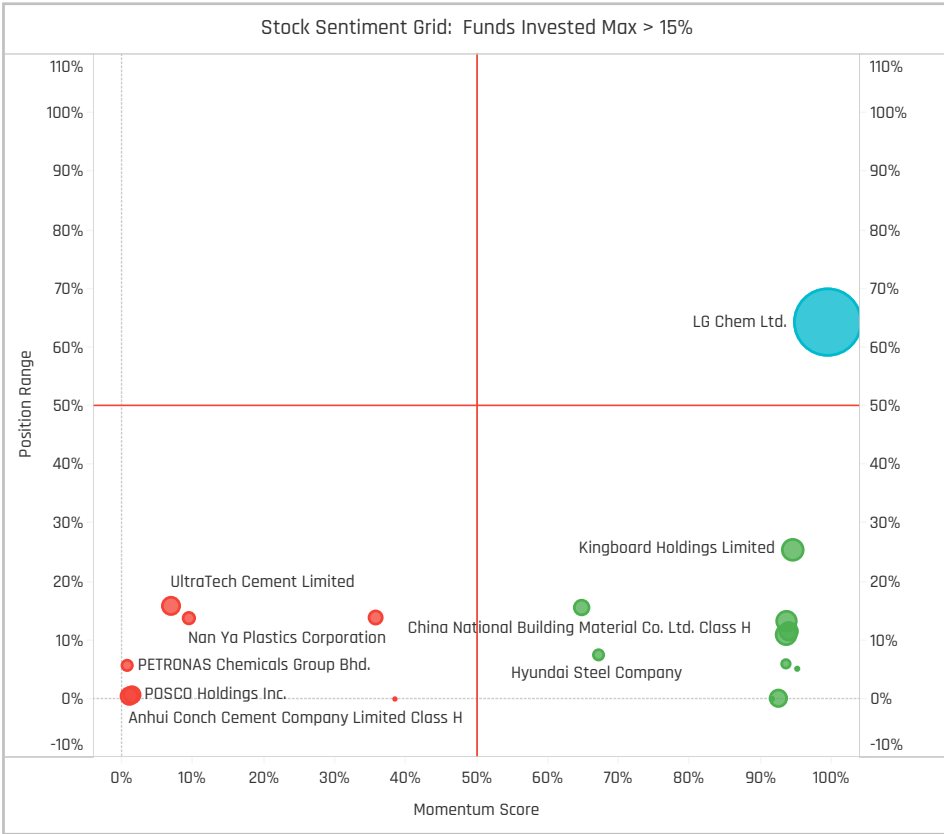
Top Stock Holdings, \$

Fund Name	Ticker	Stock Name	Value
Veritas Funds Plc - Asian Fund	051910-KR	LG Chem Ltd.	\$214M
Schroder ISF - Asian Opportunities	051910-KR	LG Chem Ltd.	\$135M
Schroder ISF - Asian Opportunities	RIO-GB	Rio Tinto plc	\$126M
Baillie Gifford Overseas Growth Fund - ..	MDKA-ID	PT Merdeka Copper Gold..	\$108M
Veritas Funds Plc - Asian Fund	500820-IN	Asian Paints Ltd.	\$100M
Matthews Pacific Tiger Fund	500331-IN	Pidilite Industries Limited	\$82M
Baillie Gifford Overseas Growth Fund - ..	2899-HK	Zijin Mining Group Co., Lt..	\$81M
Baillie Gifford Overseas Growth Fund - ..	1208-HK	MMG Ltd.	\$71M
FTIF SICAV - Asian Growth Fund	051910-KR	LG Chem Ltd.	\$61M
Matthews Pacific Tiger Fund	300285-..	Shandong Sinocera Fun..	\$53M
T Rowe Price New Asia Fund	051910-KR	LG Chem Ltd.	\$47M
T Rowe Price New Asia Fund	BZ-US	Boise Inc.	\$46M
Schroder Asian Growth Fund	051910-KR	LG Chem Ltd.	\$46M
Baillie Gifford Overseas Growth Fund - ..	500295-IN	Vedanta Limited	\$45M
Hermes Invt. Funds - Asia (ex-Japan) E..	004000-..	LOTTE Fine Chemical Co.,...	\$45M

Largest Changes in Fund Weight, %

Fund Name	New or C..	Change
DJE - Asien		3.65%
Franklin Asian Equity Fund		2.23%
BL - Equities Asia	New	2.22%
Baillie Gifford Overseas Growth ..		2.17%
T Rowe Price Asia Opportunities ..		1.36%
Swedbank Robur Asienfond		0.97%
JPMorgan Fund ICVC - Asia Gro..		0.96%
Matthews Asian Growth & Inco..		-1.22%
Fullerton Lux Funds - Asia Focus..		-1.23%
Vontobel Fund - mtx Sustainabl..		-1.58%
Baring Eastern Trust		-1.70%
Eastspring Investments - Asian ..		-2.13%
Matthews Asia Funds - Asia (ex-..		-2.28%
GAM Star Fund Plc - Asian Equity		-4.32%

Ave Wgt Δ	Funds Invested Δ	Fund Flows, \$	Av Wgt vs AAXJ Δ	Funds O/W % Δ
-0.07%	-2.25%	(\$126M)	-0.38%	-7.87%



Aggregate Stock Holdings Changes

Ticker	Stock Name	Funds Invested % Δ	Average Weight Δ	Fund Flows, \$
500440-IN	Hindalco Industries Limited	2.25%	0.02%	\$7M
051910-KR	LG Chem Ltd.	2.25%	0.16%	\$15M
TOA-TH	TOA Paint (Thailand) Public Co..	1.12%	0.02%	\$14M
MDKA-ID	PT Merdeka Copper Gold Tbk	1.12%	0.01%	(\$5M)
HPG-VN	Hoa Phat Group JSC	1.12%	-0.04%	\$12M
BZ-US	Boise Inc.	1.12%	0.00%	(\$5M)
AVIA-ID	PT Avia Avian Tbk	1.12%	0.00%	\$4M
500470-IN	Tata Steel Limited	-2.25%	-0.04%	(\$3M)
300285-CN	Shandong Sinocera Functiona..	-2.25%	-0.04%	(\$2M)
2689-HK	Nine Dragons Paper Holdings L..	-2.25%	0.00%	\$2M
1772-HK	Ganfeng Lithium Group Co., Lt..	-2.25%	-0.01%	\$1M
005490-KR	POSCO Holdings Inc.	-3.37%	-0.02%	(\$6M)
914-HK	Anhui Conch Cement Compan..	-4.49%	-0.03%	(\$5M)
5183-MY	PETRONAS Chemicals Group B..	-4.49%	-0.04%	(\$7M)

Largest Fund Flows, \$

Fund Name	New or Cl..	Flow
BL - Equities Asia	New	\$14M
Fidelity Inv. Funds - Asia Fund		\$11M
Swedbank Robur Asienfond		\$8M
Matthews Asia Funds - Asia (ex..		\$6M
T Rowe Price New Asia Fund		\$3M
Pictet - Asian Equities (ex-Japa..		\$3M
Fidelity Asia Fund		\$2M
AB FCP I - Asia (ex-Japan) Equi..		(\$11M)
Matthews Asian Growth & Inco..		(\$11M)
BlackRock Global Funds - Asian ..		(\$12M)
Ninety One Glb. Strat. Fd. - Asia..		(\$18M)
Vontobel Fund - mtx Sustainab..		(\$21M)
Matthews Pacific Tiger Fund		(\$22M)
Schroder ISF - Asian Opportunit..		(\$26M)

Largest Fund Level Changes in Stock Weight, %

Fund Name	Stock Name	New ..	Change
DJE - Asien	Kingboard Laminates Hol..		2.33%
BL - Equities Asia	TOA Paint (Thailand) Publ..	New	2.22%
Matthews Asia Funds - Asia (ex-Ja..	Henan Liliang Diamond C..	New	1.85%
TT International Funds Plc - Asia-P..	SKC Co., Ltd.	New	1.64%
T Rowe Price Asia Opportunities F..	LG Chem Ltd.	New	1.58%
Spaengler IQAM Asia Stock	Zijin Mining Group Co., Lt..	New	1.38%
Swedbank Robur Asienfond	LG Chem Ltd.	New	1.34%
PineBridge Global Funds - Asia (ex..	Shandong Sinocera Func..		-1.46%
Spaengler IQAM Asia Stock	Anhui Conch Cement Co..	Close	-1.52%
Alquity SICAV - Asia Fund	Antofagasta plc	Close	-1.58%
Baring Eastern Trust	PETRONAS Chemicals Gro..	Close	-1.67%
Eastspring Investments - Asian Dy..	Tata Steel Limited	Close	-2.05%
Fullerton Lux Funds - Asia Focus E..	Anhui Conch Cement Co..	Close	-2.72%
Matthews Asia Funds - Asia (ex-Ja..	Hoa Phat Group JSC	Close	-4.74%

Aggregate Country Holding Changes

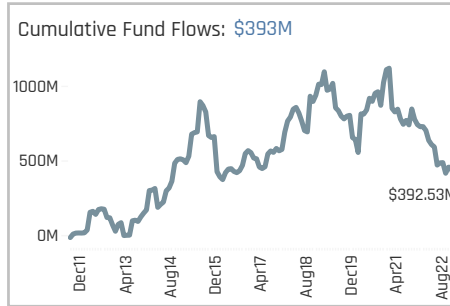
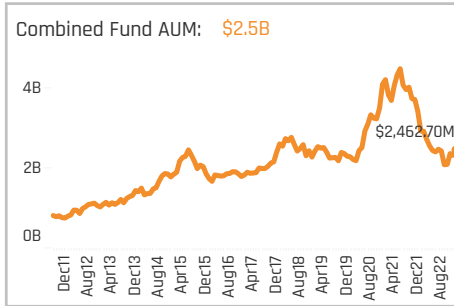
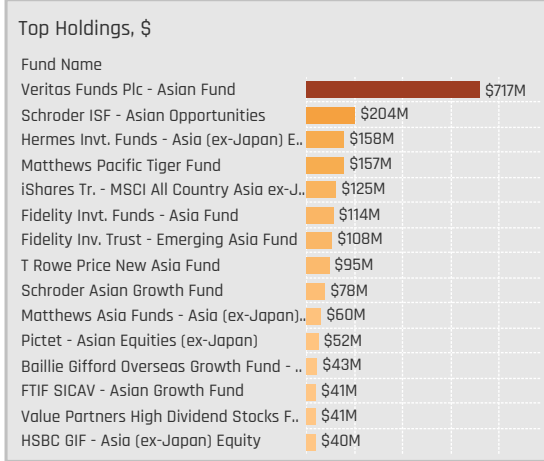
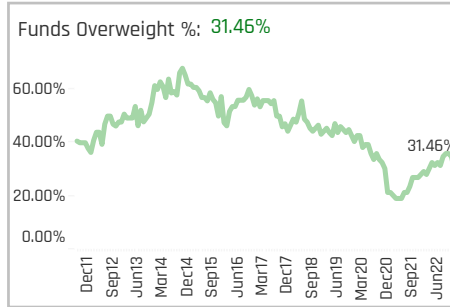
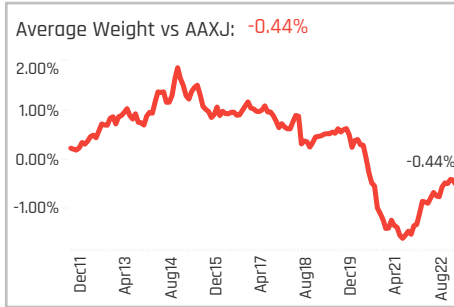
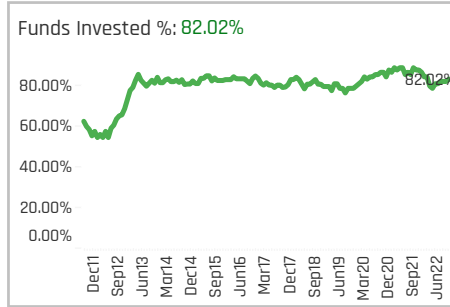
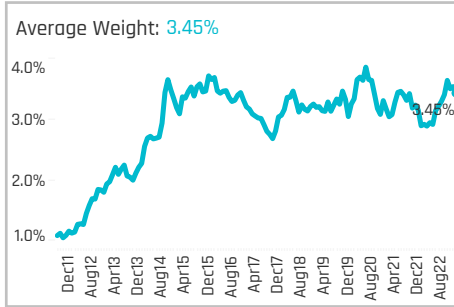
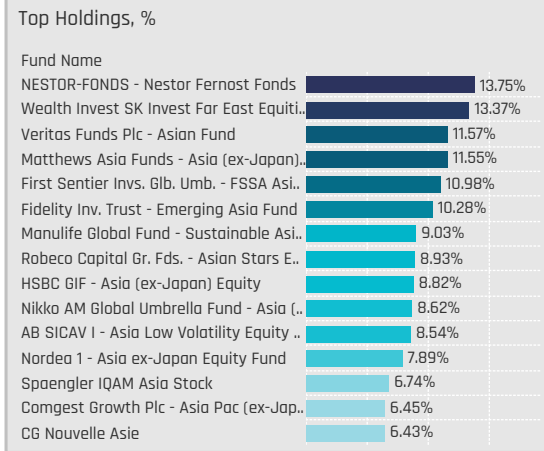
Country	Change	Funds Invested
India	1.12%	(\$39M)
Vietnam	1.12%	\$12M
United States	0.00%	(\$5M)
Indonesia	0.03%	\$0M
Thailand	0.03%	\$13M
South Korea	0.14%	(\$11M)
South Africa	0.00%	\$0M
Brazil	0.00%	\$0M
Bangladesh	0.00%	\$0M
United Kingdom	-1.12%	(\$24M)
Taiwan	-2.25%	(\$2M)
Australia	-3.37%	(\$22M)
Malaysia	-4.49%	(\$7M)
China & HK	-4.49%	(\$41M)

Largest Changes in Fund Country Weight, %

Fund Name	New a..	Country	Change
DJE - Asien		China & HK	3.65%
TT International Funds Plc - Asia-Pa..		South Korea	2.42%
BL - Equities Asia	New	Thailand	2.22%
Matthews Asia Funds - Asia (ex-Jap..	New	China & HK	1.85%
T Rowe Price Asia Opportunities Fun..	New	South Korea	1.58%
Swedbank Robur Asienfond	New	South Korea	1.34%
Franklin Asian Equity Fund		South Korea	1.23%
Alquity SICAV - Asia Fund	Close	United Kingdom	-1.58%
Vontobel Fund - mtx Sustainable As..		China & HK	-1.58%
Baring Eastern Trust	Close	Malaysia	-1.67%
GAM Star Fund Plc - Asian Equity	Close	South Korea	-1.77%
Fullerton Lux Funds - Asia Focus Eq..		China & HK	-1.96%
Eastspring Investments - Asian Dyn..	Close	India	-2.05%
Matthews Asia Funds - Asia (ex-Jap..	Close	Vietnam	-4.74%

Largest Fund Level Stock Inflows/Outflows, \$

Fund Name	Stock Name	New..	Flow
T Rowe Price New Asia Fund	Hoa Phat Group JSC	New	\$16M
BL - Equities Asia	TOA Paint (Thailand) Publ..	New	\$14M
Fidelity Inv. Funds - Asia Fund	Shandong Sinocera Func..	New	\$11M
FTIF SICAV - Asian Growth Fund	LG Chem Ltd.		\$11M
Baillie Gifford Overseas Growth Fun..	Sk le Technology Co., Ltd.	New	\$10M
Swedbank Robur Asienfond	LG Chem Ltd.	New	\$10M
Matthews Asia Funds - Asia (ex-Ja..	Henan Liliang Diamond C..	New	\$8M
Ninety One Glb. Strat. Fd. - Asian E..	Ambuja Cements Limited	Close	(\$8M)
Matthews Asian Growth & Income ..	Northern Star Resources ..	Close	(\$9M)
T Rowe Price New Asia Fund	Boise Inc.		(\$10M)
Vontobel Fund - mtx Sustainable A..	Lomon Billions Group Co ..	Close	(\$11M)
Schroder ISF - Asian Opportunities	Rio Tinto plc		(\$20M)
Matthews Pacific Tiger Fund	Sk le Technology Co., Ltd.	Close	(\$22M)
FTIF SICAV - Asian Growth Fund	UltraTech Cement Limited	Close	(\$24M)

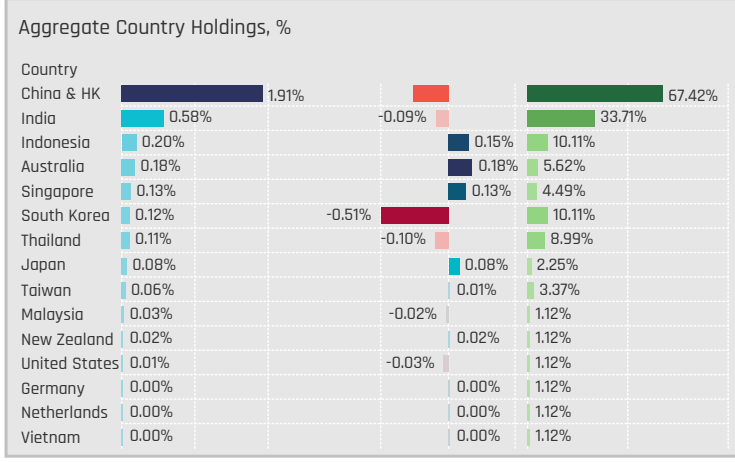


Aggregate Stock Holdings Data, Ranked by Most Widely Held.

Ticker	Stock Name	Funds Invested %	Average Weight	Vs Benchmark	Fund AUM, \$
2269-HK	Wuxi Biologics (Cayman) Inc.	29.21%	0.40%	-0.10%	\$293M
300760-CN	Shenzhen Mindray Bio-Medic..	21.35%	0.24%	0.17%	\$78M
2359-HK	WuXi AppTec Co., Ltd. Class H	12.36%	0.13%	0.06%	\$36M
508869-IN	Apollo Hospitals Enterprise Li..	11.24%	0.16%	0.07%	\$396M
BDMS-TH	Bangkok Dusit Medical Servic..	8.99%	0.10%	-0.05%	\$35M
1093-HK	CSPC Pharmaceutical Group L..	8.99%	0.11%	-0.06%	\$127M
600276-CN	Jiangsu Hengrui Pharmaceuti..	6.74%	0.06%	0.02%	\$20M
207940-KR	SAMSUNG BIOLOGICS Co., Ltd.	6.74%	0.10%	-0.10%	\$19M
1066-HK	Shandong Weigao Group Med..	6.74%	0.18%	0.11%	\$75M
543220-IN	Max Healthcare Institute Ltd	5.62%	0.06%	0.06%	\$74M
1177-HK	Sino Biopharmaceutical Limit..	5.62%	0.04%	-0.05%	\$21M
CSL-AU	CSL Limited	4.49%	0.16%	0.16%	\$332M
6606-HK	New Horizon Health Limited	4.49%	0.04%	0.04%	\$17M
524715-IN	Sun Pharmaceutical Industrie..	4.49%	0.06%	-0.14%	\$15M
500420-IN	Torrent Pharmaceuticals Ltd	4.49%	0.04%	0.01%	\$29M

Top Stock Holdings, %

Fund Name	Ticker	Stock Name	Weight
NESTOR-FONDS - Nestor Fernost Funds	BSL-SG	Raffles Medical Group ..	5.68%
NESTOR-FONDS - Nestor Fernost Funds	1830-HK	Perfect Medical Healt..	5.61%
AB SICAV I - Asia Low Volatility Equity ..	2269-HK	Wuxi Biologics (Caym..	5.52%
JKC Fund - La Francaise JKC Asia Equit..	HEAL-ID	PT Medikaloka Hermin..	5.36%
Veritas Funds Plc - Asian Fund	CSL-AU	CSL Limited	5.27%
First Sentier Invs. Glb. Umb. - FSSA Asi..	CSL-AU	CSL Limited	5.04%
Wealth Invest SK Invest Far East Equiti..	1530-HK	3SBio, Inc.	4.80%
HSBC GIF - Asia (ex-Japan) Equity	2269-HK	Wuxi Biologics (Caym..	4.64%
Comgest Growth Plc - Asia Pac (ex-Jap..	1066-HK	Shandong Weigao Gro..	4.08%
CG Nouvelle Asie	1066-HK	Shandong Weigao Gro..	4.07%
Robeco Capital Gr. Fds. - Asian Stars E..	1066-HK	Shandong Weigao Gro..	3.97%
Legg Mason Global Funds Plc - Martin ..	1093-HK	CSPC Pharmaceutical ..	3.84%
BL - Equities Asia	KLBF-ID	PT Kalbe Farma Tbk	3.52%
Wealth Invest SK Invest Far East Equiti..	543350-IN	Vijaya Diagnostic Cent..	3.30%
HSBC GIF - Asia (ex-Japan) Equity	532296-IN	Glenmark Pharmaceut..	3.16%



Top Country Holdings, %

Fund Name	Country	Weight
Fidelity Inv. Trust - Emerging Asia Fund	China & HK	9.04%
Robeco Capital Gr. Fds. - Asian Stars E..	China & HK	7.33%
Veritas Funds Plc - Asian Fund	Australia	6.81%
Comgest Growth Plc - Asia Pac (ex-Jap..	China & HK	6.45%
Matthews Asia Funds - Asia (ex-Japan)..	China & HK	6.44%
CG Nouvelle Asie	China & HK	6.43%
Wealth Invest SK Invest Far East Equiti..	India	6.27%
Wealth Invest SK Invest Far East Equiti..	China & HK	5.95%
Nikko AM Global Umbrella Fund - Asia (..	China & HK	5.77%
NESTOR-FONDS - Nestor Fernost Funds	Singapore	5.68%
NESTOR-FONDS - Nestor Fernost Funds	China & HK	5.61%
AB SICAV I - Asia Low Volatility Equity ..	China & HK	5.52%
JKC Fund - La Francaise JKC Asia Equit..	Indonesia	5.36%
Hermes Invt. Funds - Asia (ex-Japan) E..	China & HK	5.19%
First Sentier Invs. Glb. Umb. - FSSA Asi..	Australia	5.04%

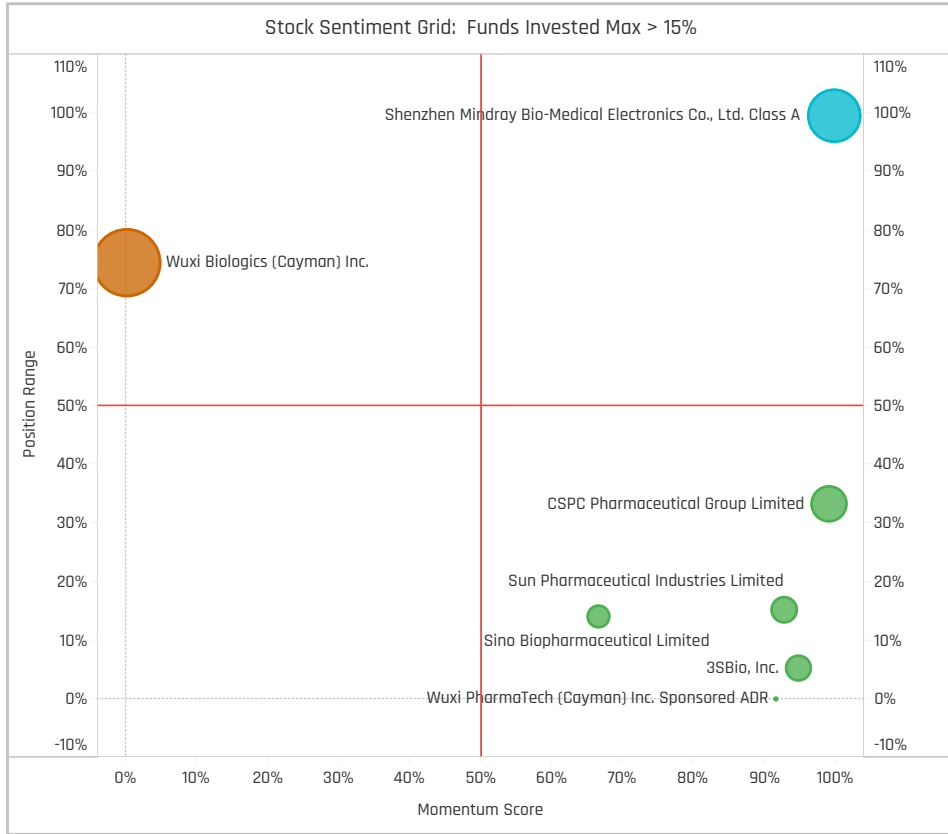
Top Stock Holdings, \$

Fund Name	Ticker	Stock Name	Value
Veritas Funds Plc - Asian Fund	CSL-AU	CSL Limited	\$327M
Veritas Funds Plc - Asian Fund	508869-IN	Apollo Hospitals Enterpri..	\$162M
Schroder ISF - Asian Opportunities	508869-IN	Apollo Hospitals Enterpri..	\$134M
Matthews Pacific Tiger Fund	1093-HK	CSPC Pharmaceutical Gr..	\$114M
Veritas Funds Plc - Asian Fund	COH-AU	Cochlear Limited	\$96M
Veritas Funds Plc - Asian Fund	603882-..	Guangzhou Kingmed Dia..	\$85M
Hermes Invt. Funds - Asia (ex-Japan) E..	1099-HK	Sinopharm Group Co., Lt..	\$73M
Schroder ISF - Asian Opportunities	2269-HK	Wuxi Biologics (Cayman)..	\$69M
Veritas Funds Plc - Asian Fund	543220-IN	Max Healthcare Institute..	\$48M
Hermes Invt. Funds - Asia (ex-Japan) E..	3692-HK	Hansoh Pharmaceutical ..	\$46M
Fidelity Invt. Funds - Asia Fund	2269-HK	Wuxi Biologics (Cayman)..	\$46M
T Rowe Price New Asia Fund	1066-HK	Shandong Weigao Grou..	\$45M
Matthews Pacific Tiger Fund	2269-HK	Wuxi Biologics (Cayman)..	\$43M
Value Partners High Dividend Stocks F..	1099-HK	Sinopharm Group Co., Lt..	\$41M
Schroder Asian Growth Fund	508869-IN	Apollo Hospitals Enterpri..	\$40M

Largest Changes in Fund Weight, %

Fund Name	New or C..	Change
NESTOR-FONDS - Nestor Fernost..		4.89%
Matthews Asia Funds - Asia (ex..		3.22%
Robeco Capital Gr. Fds. - Asian S..		1.94%
Janus Henderson Asia Equity Fu..		1.83%
Maple-Brown Abbott Funds Plc -..		1.77%
LO Funds - Asia High Conviction		1.64%
First Sentier Invs. Glb. Umb. - FS..		-0.91%
AB SICAV I - Asia Low Volatility ..		-1.23%
Fullerton Lux Funds - Asia Focus..	Close	-1.93%
Natixis Intl. Fds. (Lux) I - Natixis ..		-2.02%
Fidelity Funds SICAV - Asian Equ..		-2.15%
T. Rowe Price Funds SICAV - Asi..		-2.17%
T Rowe Price New Asia Fund		-2.55%
DJE - Asien		-2.55%

Ave Wgt Δ	Funds Invested Δ	Fund Flows, \$	Av Wgt vs AAXJ Δ	Funds O/W % Δ
0.22%	0.00%	(\$101M)	0.31%	0.00%



Aggregate Stock Holdings Changes

Ticker	Stock Name	Funds Invested % Δ	Average Weight Δ	Fund Flows, \$
300760-CN	Shenzhen Mindray Bio-Medical..	5.62%	0.07%	\$4M
BDMS-TH	Bangkok Dusit Medical Service..	3.37%	0.04%	\$9M
1093-HK	CSPC Pharmaceutical Group Li..	3.37%	0.02%	\$4M
543220-IN	Max Healthcare Institute Ltd	2.25%	0.03%	\$23M
532843-IN	Fortis Healthcare Ltd.	2.25%	0.02%	\$8M
500420-IN	Torrent Pharmaceuticals Ltd	2.25%	0.00%	\$9M
MIKA-ID	PT Mitra Keluarga Karyasehat ..	1.12%	0.01%	\$1M
IMAB-US	I-MAB Sponsored ADR	-2.25%	0.00%	(\$5M)
543245-IN	Gland Pharma Ltd.	-2.25%	-0.01%	(\$5M)
532488-IN	Divi's Laboratories Limited	-2.25%	-0.02%	(\$2M)
3347-HK	Hangzhou Tigermed Consultin..	-2.25%	-0.01%	(\$7M)
SIDO-ID	PT Industri Jamu dan Farmasi ..	-3.37%	-0.04%	(\$2M)
600276-CN	Jiangsu Hengrui Pharmaceutic..	-4.49%	-0.04%	(\$54M)
2269-HK	Wuxi Biologics (Cayman) Inc.	-5.62%	-0.09%	(\$73M)

Largest Fund Flows, \$

Fund Name	New or Cl..	Flow
Matthews Asia Funds - Asia (ex..		\$41M
Pictet - Asian Equities (ex-Japa..		\$14M
LO Funds - Asia High Conviction		\$12M
Swedbank Robur Asienfond		\$11M
HSBC GIF - Asia (ex-Japan) Equ..		\$8M
Fidelity Asia Fund	New	\$7M
Handelsbanken Asien Tema		\$6M
Fidelity Inv. Trust - Emerging As..		(\$10M)
JPMorgan Fund ICVC - Asia Gro..		(\$11M)
FTIF SICAV - Asian Growth Fund		(\$12M)
T. Rowe Price Funds SICAV - Asi..		(\$16M)
Fidelity Funds SICAV - Asian Equ..		(\$21M)
Fidelity Invt. Funds - Asia Fund		(\$28M)
T Rowe Price New Asia Fund		(\$72M)

Largest Fund Level Changes in Stock Weight, %

Fund Name	Stock Name	New ..	Change
NESTOR-FONDS - Nestor Fernost F..	Raffles Medical Group Ltd		5.35%
HSBC GIF - Asia (ex-Japan) Equity	Wuxi Biologics (Cayman) ..		2.96%
Maple-Brown Abbott Funds Plc - A..	BML , Inc.	New	2.93%
Matthews Asia Funds - Asia (ex-Ja..	Pharmaron Beijing Co., Lt..	New	2.42%
Matthews Asia Funds - Asia (ex-Ja..	Bangkok Dusit Medical S..	New	2.34%
Spaengler IQAM Asia Stock	Wuxi Biologics (Cayman) ..		2.19%
Matthews Asia Funds - Asia (ex-Ja..	Universal Vision Biotechn..	New	2.01%
Fullerton Lux Funds - Asia Focus E..	Wuxi Biologics (Cayman) ..	Close	-1.23%
AB SICAV I - Asia Low Volatility Eq..	Wuxi Biologics (Cayman) ..		-1.31%
GAM Star Fund Plc - Asian Equity	Wuxi Biologics (Cayman) ..	Close	-1.32%
HSBC GIF - Asia (ex-Japan) Equity	Glenmark Pharmaceutica..		-1.63%
FTIF SICAV - Asian Growth Fund	Wuxi Biologics (Cayman) ..	Close	-1.72%
DJE - Asien	Astellas Pharma Inc.		-2.01%
Matthews Asia Funds - Asia (ex-Ja..	Brighten Optix Corp.		-3.03%

Aggregate Country Holding Changes

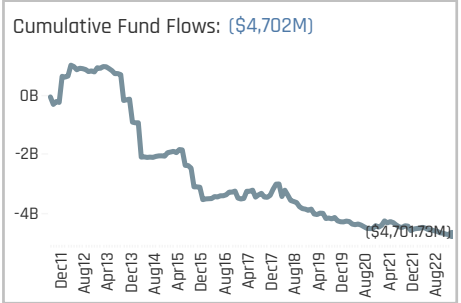
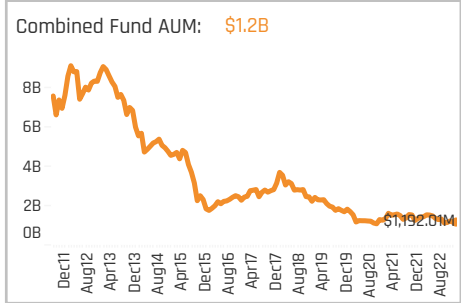
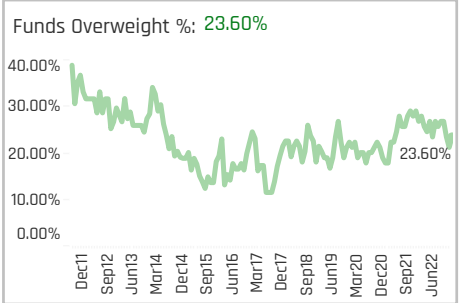
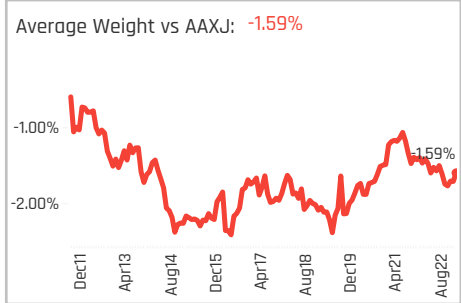
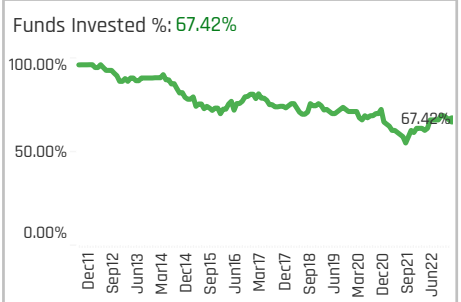
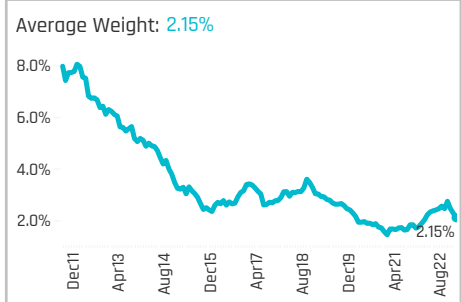
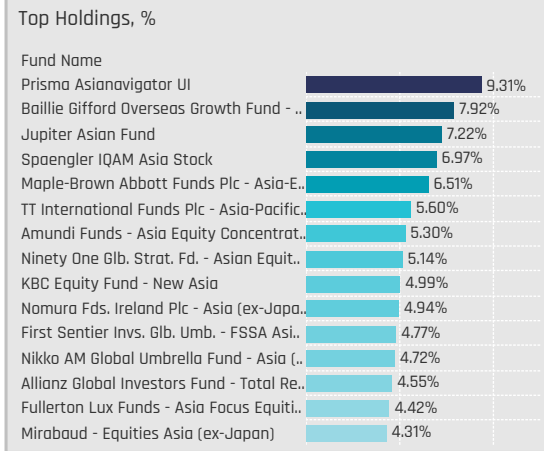
Country	Change	Flow
Thailand	3.37%	\$6M
South Korea	2.25%	\$4M
India	2.25%	\$27M
New Zealand	1.12%	\$0M
Japan	1.12%	(\$5M)
Vietnam	0.00%	\$0M
United States	0.00%	\$0M
Finland	0.00%	\$0M
Cayman Islands	0.00%	\$0M
Bangladesh	0.00%	\$0M
Australia	0.00%	\$0M
Malaysia	-1.12%	(\$1M)
Indonesia	-1.12%	(\$2M)
China & HK	-1.12%	(\$140M)

Largest Changes in Fund Country Weight, %

Fund Name	New a..	Country	Change
NESTOR-FONDS - Nestor Fernost Fa..		Singapore	5.35%
Matthews Asia Funds - Asia (ex-Jap..		China & HK	3.58%
Robeco Capital Gr. Fds. - Asian Star..		China & HK	3.19%
HSBC GIF - Asia (ex-Japan) Equity		China & HK	2.96%
Maple-Brown Abbott Funds Plc - Asi..	New	Japan	2.93%
Spaengler IQAM Asia Stock		China & HK	2.54%
Matthews Asia Funds - Asia (ex-Jap..	New	Thailand	2.34%
AB SICAV I - Asia Low Volatility Equi..		China & HK	-1.31%
HSBC GIF - Asia (ex-Japan) Equity		India	-1.86%
Fidelity Funds SICAV - Asian Equity ..		China & HK	-2.02%
FTIF SICAV - Asian Growth Fund		China & HK	-2.09%
T. Rowe Price Funds SICAV - Asian e..		China & HK	-2.15%
T Rowe Price New Asia Fund		China & HK	-2.17%
DJE - Asien		Japan	-2.55%

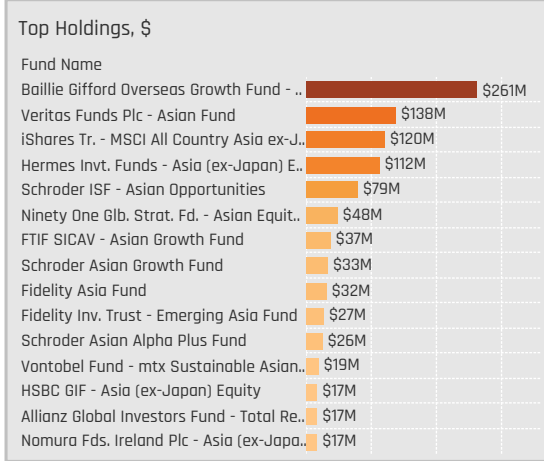
Largest Fund Level Stock Inflows/Outflows, \$

Fund Name	Stock Name	New..	Flow
FTIF SICAV - Asian Growth Fund	Apollo Hospitals Enterpri..	New	\$20M
HSBC GIF - Asia (ex-Japan) Equity	Wuxi Biologics (Cayman) ..		\$16M
Schroder ISF - Asian Opportunities	Wuxi Biologics (Cayman) ..		\$15M
Pictet - Asian Equities (ex-Japan)	Max Healthcare Institute ..	New	\$14M
Matthews Asia Funds - Asia (ex-Ja..	Bangkok Dusit Medical S..	New	\$10M
FTIF SICAV - Asian Growth Fund	Torrent Pharmaceuticals ..	New	\$9M
Ninety One Glb. Strat. Fd. - Asian E..	Max Healthcare Institute ..	New	\$9M
FTIF SICAV - Asian Growth Fund	Jiangsu Hengrui Pharma..		(\$11M)
JPMorgan Fund ICVC - Asia Growth..	Wuxi Biologics (Cayman) ..		(\$11M)
Fidelity Invt. Funds - Asia Fund	Wuxi Biologics (Cayman) ..		(\$21M)
Schroder ISF - Asian Opportunities	Apollo Hospitals Enterpri..		(\$22M)
T Rowe Price New Asia Fund	Wuxi Biologics (Cayman) ..		(\$25M)
T Rowe Price New Asia Fund	Jiangsu Hengrui Pharma..	Close	(\$27M)
FTIF SICAV - Asian Growth Fund	Wuxi Biologics (Cayman) ..	Close	(\$31M)



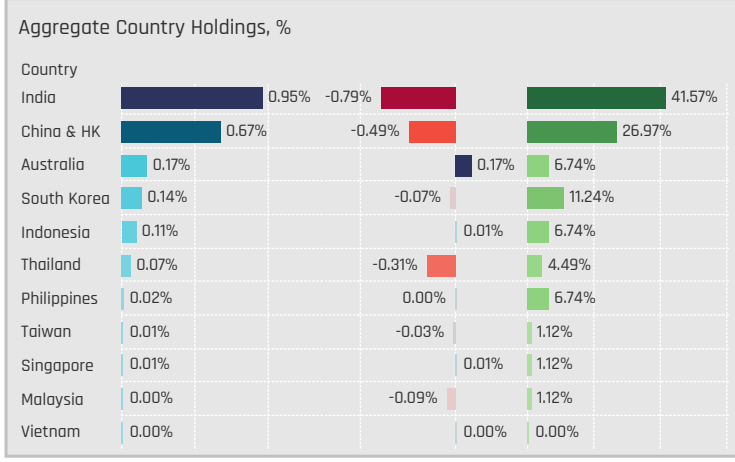
Aggregate Stock Holdings Data, Ranked by Most Widely Held.

Ticker	Stock Name	Funds Invested %	Average Weight	Vs Benchmark	Fund AUM, \$
500325-IN	Reliance Industries Limited	38.20%	0.84%	-0.60%	\$506M
096770-KR	SK Innovation Co., Ltd	8.99%	0.09%	-0.03%	\$36M
2883-HK	China Oilfield Services Limite..	7.87%	0.11%	0.08%	\$118M
ACEN-PH	AC Energy Corp.	6.74%	0.02%	0.00%	\$5M
883-HK	CNOOC Limited	6.74%	0.14%	0.14%	\$93M
857-HK	PetroChina Company Limited ..	6.74%	0.08%	-0.11%	\$31M
386-HK	China Petroleum & Chemical ..	6.74%	0.10%	-0.12%	\$130M
WDS-AU	Woodside Energy Group Ltd	4.49%	0.11%	0.11%	\$11M
PTTEP-TH	PTT Exploration & Production ..	4.49%	0.07%	-0.05%	\$10M
J36-SG	Jardine Matheson Holdings Li..	4.49%	0.14%	-0.01%	\$22M
UNTR-ID	PT United Tractors Tbk	3.37%	0.04%	0.00%	\$9M
ITMG-ID	PT Indo Tambangraya Megah ..	3.37%	0.05%	0.05%	\$11M
010950-KR	S-Oil Corporation	3.37%	0.04%	-0.02%	\$22M
STO-AU	Santos Limited	2.25%	0.03%	0.03%	\$15M
601872-CN	China Merchants Energy Ship..	2.25%	0.05%	0.04%	\$22M



Top Stock Holdings, %

Fund Name	Ticker	Stock Name	Percentage
Jupiter Asian Fund	WDS-AU	Woodside Energy Gro..	7.22%
First Sentier Invs. Glob. Umb. - FSSA Asi..	J36-SG	Jardine Matheson Hol..	4.77%
Spaengler IQAM Asia Stock	500325-IN	Reliance Industries Li..	4.56%
EPIC Funds Plc - Oriental Focus Fund	883-HK	CNOOC Limited	4.07%
First Sentier Invs. Glob. Umb. - FSSA Asi..	J36-SG	Jardine Matheson Hol..	3.77%
Baillie Gifford Overseas Growth Fund - ..	500325-IN	Reliance Industries Li..	3.72%
Nomura Fds. Ireland Plc - Asia (ex-Japa..	500325-IN	Reliance Industries Li..	3.71%
Legg Mason Global Funds Plc - Martin ..	J36-SG	Jardine Matheson Hol..	3.70%
Nikko AM Global Umbrella Fund - Asia (..	500325-IN	Reliance Industries Li..	3.65%
Polar Capital Funds Plc - Asian Stars F..	500325-IN	Reliance Industries Li..	3.38%
Allianz Global Investors Fund - Total Re..	500325-IN	Reliance Industries Li..	3.38%
Maple-Brown Abbott Funds Plc - Asia-E..	500870-IN	Castrol India Limited	3.18%
Eastspring Investments - Asian Dynam..	530965-IN	Indian Oil Corp. Ltd.	3.14%
TT International Funds Plc - Asia-Pacific..	KAR-AU	Karoon Energy Ltd	2.74%
Prisma Asianavigator UI	PTTEP-TH	PTT Exploration & Pro..	2.71%



Top Country Holdings, %

Fund Name	Country	Percentage
Jupiter Asian Fund	Australia	7.22%
First Sentier Invs. Glob. Umb. - FSSA Asi..	China & HK	4.77%
Spaengler IQAM Asia Stock	India	4.56%
EPIC Funds Plc - Oriental Focus Fund	China & HK	4.07%
AB FCP I - Asia (ex-Japan) Equity Portf..	China & HK	4.03%
First Sentier Invs. Glob. Umb. - FSSA Asi..	China & HK	3.77%
Baillie Gifford Overseas Growth Fund - ..	India	3.72%
Nomura Fds. Ireland Plc - Asia (ex-Japa..	India	3.71%
NESTOR-FONDS - Nestor Fernost Fonds	Indonesia	3.71%
Legg Mason Global Funds Plc - Martin ..	China & HK	3.70%
Hermes Invt. Funds - Asia (ex-Japan) E..	China & HK	3.69%
TT International Funds Plc - Asia-Pacific..	Australia	3.67%
Baillie Gifford Overseas Growth Fund - ..	China & HK	3.66%
Nikko AM Global Umbrella Fund - Asia (..	India	3.65%
Polar Capital Funds Plc - Asian Stars F..	India	3.38%

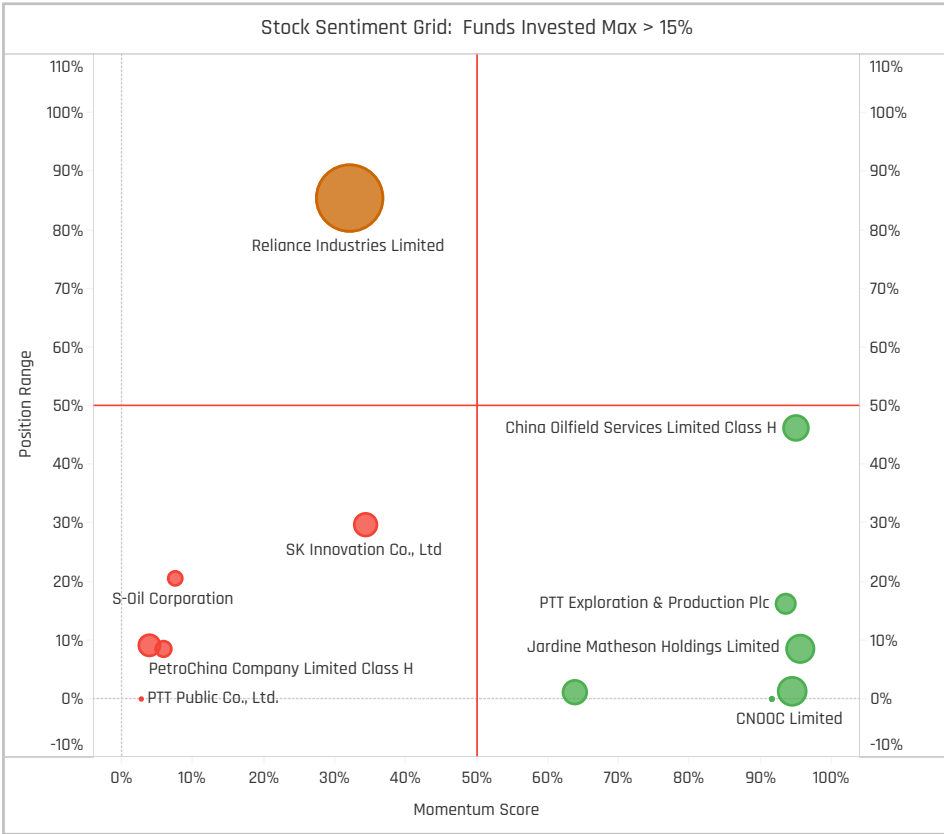
Top Stock Holdings, \$

Fund Name	Ticker	Stock Name	Value
Veritas Funds Plc - Asian Fund	500325-IN	Reliance Industries Limit..	\$138M
Baillie Gifford Overseas Growth Fund - ..	500325-IN	Reliance Industries Limit..	\$123M
Baillie Gifford Overseas Growth Fund - ..	883-HK	CNOOC Limited	\$84M
Schroder ISF - Asian Opportunities	386-HK	China Petroleum & Che..	\$79M
Hermes Invt. Funds - Asia (ex-Japan) E..	2883-HK	China Oilfield Services Li..	\$67M
iShares Tr. - MSCI All Country Asia ex-J..	500325-IN	Reliance Industries Limit..	\$46M
Hermes Invt. Funds - Asia (ex-Japan) E..	392-HK	Beijing Enterprises Holdi..	\$44M
FTIF SICAV - Asian Growth Fund	500325-IN	Reliance Industries Limit..	\$37M
Baillie Gifford Overseas Growth Fund - ..	2883-HK	China Oilfield Services Li..	\$36M
Schroder Asian Growth Fund	386-HK	China Petroleum & Che..	\$33M
Fidelity Inv. Trust - Emerging Asia Fund	500325-IN	Reliance Industries Limit..	\$27M
Fidelity Asia Fund	601872-CN	China Merchants Energy..	\$21M
Schroder Asian Alpha Plus Fund	500325-IN	Reliance Industries Limit..	\$20M
Vontobel Fund - mtx Sustainable Asian..	002353-..	Yantai Jereh Oilfield Ser..	\$19M
Ninety One Glob. Strat. Fd. - Asian Equit..	500325-IN	Reliance Industries Limit..	\$18M

Largest Changes in Fund Weight, %

Fund Name	New or C..	Change
First Sentier Invs. Glb. Umb. - FS..		2.73%
Prisma Asianavigator UI		2.20%
Fidelity Asia Fund		1.99%
Spaengler IQAM Asia Stock		1.73%
FTIF SICAV - Asian Growth Fund	New	1.73%
First Sentier Invs. Glb. Umb. - FS..		1.55%
Franklin Asian Equity Fund	New	1.02%
Maple-Brown Abbott Funds Plc - ..		-2.27%
BlackRock Global Funds - Asian ..		-2.57%
Baring Eastern Trust		-2.75%
TT International Funds Plc - Asia..		-3.02%
GAM Star Fund Plc - Asian Equity		-3.06%
Robeco Capital Gr. Fds. - Asian S..		-3.44%
Fullerton Lux Funds - Asia Focus..		-4.29%

Ave Wgt Δ	Funds Invested Δ	Fund Flows, \$	Av Wgt vs AAXJ Δ	Funds O/W % Δ
-0.35%	0.00%	(\$124M)	-0.10%	-3.37%



Aggregate Stock Holdings Changes

Ticker	Stock Name	Funds Invested % Δ	Average Weight Δ	Fund Flows, \$
ITMG-ID	PT Indo Tambangraya Megah T..	2.25%	0.02%	\$13M
WDS-AU	Woodside Energy Group Ltd	1.12%	0.03%	\$0M
500325-IN	Reliance Industries Limited	1.12%	-0.26%	(\$7M)
WOR-AU	Worley Limited	0.00%	0.00%	
WHC-AU	Whitehaven Coal Limited	0.00%	0.00%	
TOP-TH	Thai Oil Public Co. Ltd.	0.00%	0.00%	\$0M
STO-AU	Santos Limited	0.00%	-0.02%	(\$3M)
857-HK	PetroChina Company Limited ..	-1.12%	-0.04%	(\$42M)
600583-CN	Offshore Oil Engineering Co., L..	-1.12%	-0.01%	\$0M
338-HK	Sinopec Shanghai Petrochemi..	-1.12%	-0.01%	(\$6M)
096770-KR	SK Innovation Co., Ltd	-1.12%	-0.04%	(\$11M)
010950-KR	S-Oil Corporation	-1.12%	-0.01%	\$1M
002353-CN	Yantai Jereh Oilfield Services ..	-1.12%	-0.02%	(\$8M)
PTT-TH	PTT Public Co., Ltd.	-2.25%	-0.02%	(\$36M)

Largest Fund Flows, \$

Fund Name	New or Cl..	Flow
FTIF SICAV - Asian Growth Fund	New	\$43M
Fidelity Asia Fund		\$19M
First Sentier Invs. Glb. Umb. - F..		\$6M
Eastspring Investments - Asian..		\$4M
Pictet - Asian Equities (ex-Japa..		\$3M
Polar Capital Funds Plc - Asian ..		\$1M
First Sentier Invs. Glb. Umb. - F..		\$1M
iShares Tr. - MSCI All Country A..		(\$12M)
Ninety One Glb. Strat. Fd. - Asia..		(\$15M)
Fullerton Lux Funds - Asia Focu..		(\$15M)
BlackRock Global Funds - Asian ..		(\$20M)
Schroder ISF - Asian Opportunit..		(\$21M)
Fidelity Invt. Funds - Asia Fund	Close	(\$25M)
Hermes Invt. Funds - Asia (ex-J..		(\$30M)

Largest Fund Level Changes in Stock Weight, %

Fund Name	Stock Name	New ..	Change
First Sentier Invs. Glb. Umb. - FSSA..	Jardine Matheson Holdin..		2.73%
Spaengler IQAM Asia Stock	CNOOC Limited	New	2.41%
Prisma Asianavigator UI	Woodside Energy Group ..	New	2.32%
Maple-Brown Abbott Funds Plc - A..	Castral India Limited		2.10%
FTIF SICAV - Asian Growth Fund	Reliance Industries Limit..	New	1.73%
First Sentier Invs. Glb. Umb. - FSSA..	Jardine Matheson Holdin..		1.55%
AB FCP I - Asia (ex-Japan) Equity ..	China Petroleum & Chem..	New	1.43%
Baring Eastern Trust	Reliance Industries Limit..		-1.92%
Mirae Asset Glb. Discovery Fd. - Asi..	Reliance Industries Limit..		-2.05%
Sydinvest Fjernosten	Reliance Industries Limit..		-2.11%
AB FCP I - Asia (ex-Japan) Equity ..	PetroChina Company Lim..	Close	-2.22%
Maple-Brown Abbott Funds Plc - A..	Reliance Industries Limit..	Close	-3.74%
Robeco Capital Gr. Fds. - Asian Sta..	China Petroleum & Chem..	Close	-3.82%
Fullerton Lux Funds - Asia Focus E..	Reliance Industries Limit..		-4.89%

Aggregate Country Holding Changes

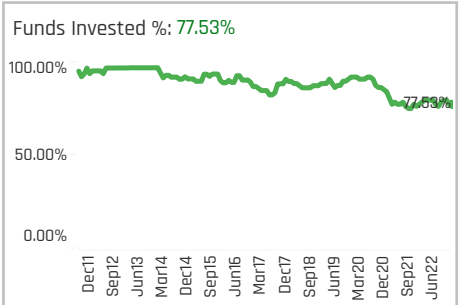
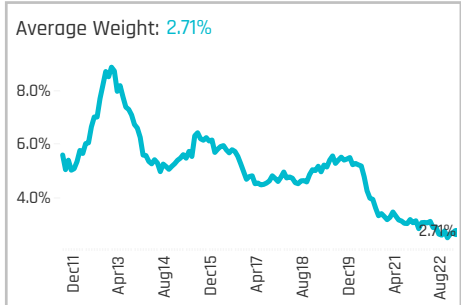
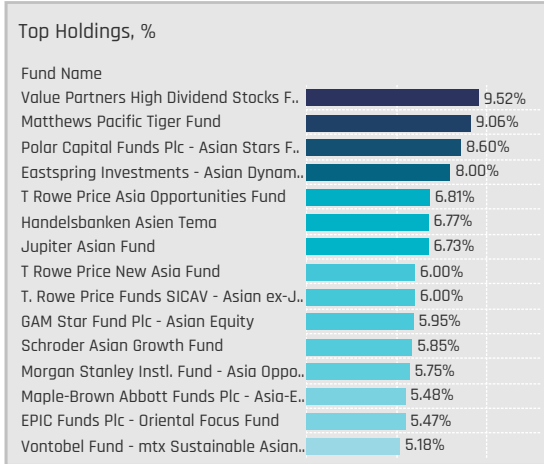
Country	Change	Flow
India	2.25%	(\$4M)
Indonesia	1.12%	\$9M
Australia	1.12%	(\$5M)
Vietnam	0.00%	\$0M
United States	0.00%	
United Kingdom	0.00%	
United Arab Emirates	0.00%	
Japan	0.00%	
Cayman Islands	0.00%	
Canada	0.00%	
Philippines	-1.12%	(\$2M)
Thailand	-2.25%	(\$36M)
South Korea	-2.25%	(\$10M)
China & HK	-2.25%	(\$5M)

Largest Changes in Fund Country Weight, %

Fund Name	New a..	Country	Change
First Sentier Invs. Glb. Umb. - FSSA ..		China & HK	2.73%
Spaengler IQAM Asia Stock	New	China & HK	2.41%
Prisma Asianavigator UI	New	Australia	2.32%
FTIF SICAV - Asian Growth Fund	New	India	1.73%
First Sentier Invs. Glb. Umb. - FSSA ..		China & HK	1.55%
Fidelity Asia Fund	New	Indonesia	1.28%
Franklin Asian Equity Fund	New	India	1.02%
Fullerton Lux Funds - Asia Focus Eq..		China & HK	-1.88%
Baring Eastern Trust		India	-1.92%
TT International Funds Plc - Asia-Pa..		Australia	-2.02%
Mirae Asset Glb. Discovery Fd. - Asia..		India	-2.05%
Sydinvest Fjernosten		India	-2.11%
Robeco Capital Gr. Fds. - Asian Star..		China & HK	-3.44%
Fullerton Lux Funds - Asia Focus Eq..		India	-4.89%

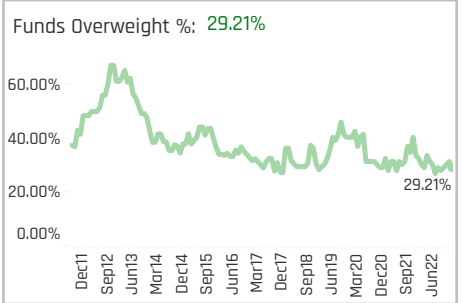
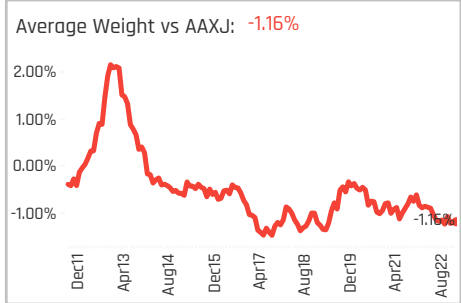
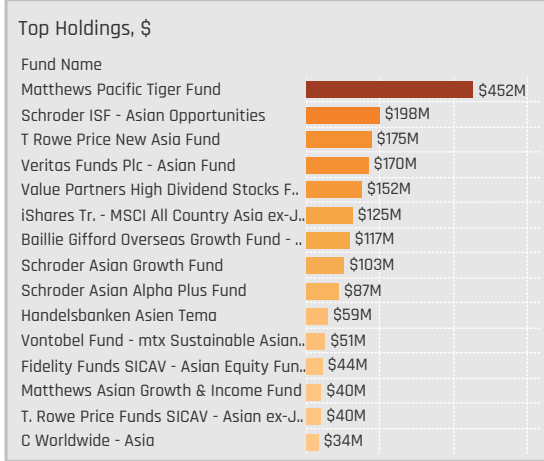
Largest Fund Level Stock Inflows/Outflows, \$

Fund Name	Stock Name	New..	Flow
FTIF SICAV - Asian Growth Fund	Reliance Industries Limit..	New	\$43M
Fidelity Asia Fund	PT Indo Tambangraya Me..	New	\$12M
Fidelity Asia Fund	China Merchants Energy ..		\$7M
First Sentier Invs. Glb. Umb. - FSSA ..	Jardine Matheson Holdin..		\$6M
AB FCP I - Asia (ex-Japan) Equity P..	China Petroleum & Chem..	New	\$4M
Eastspring Investments - Asian Dy..	Indian Oil Corp. Ltd.		\$4M
Pictet - Asian Equities (ex-Japan)	S-Oil Corporation		\$3M
BlackRock Global Funds - Asian Gro..	PTT Public Co., Ltd.	Close	(\$10M)
AB FCP I - Asia (ex-Japan) Equity P..	PetroChina Company Lim..	Close	(\$10M)
Fullerton Lux Funds - Asia Focus Eq..	Reliance Industries Limit..		(\$10M)
Ninety One Glb. Strat. Fd. - Asian E..	Reliance Industries Limit..		(\$14M)
Schroder ISF - Asian Opportunities	China Petroleum & Chem..		(\$21M)
Fidelity Invt. Funds - Asia Fund	PTT Public Co., Ltd.	Close	(\$25M)
Hermes Invt. Funds - Asia (ex-Japa..	PetroChina Company Lim..		(\$30M)



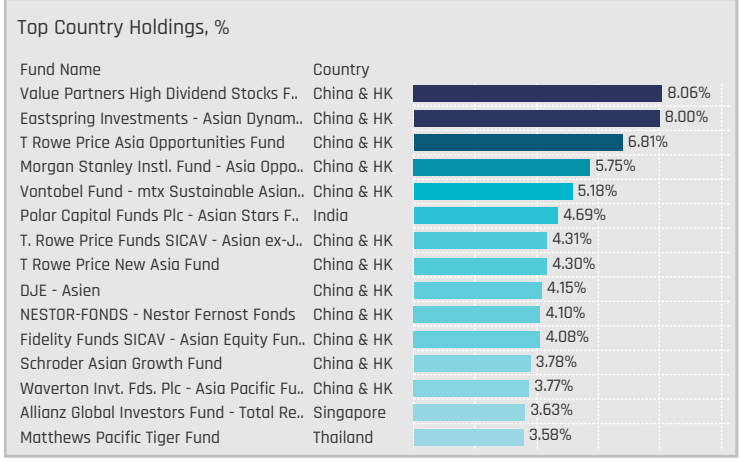
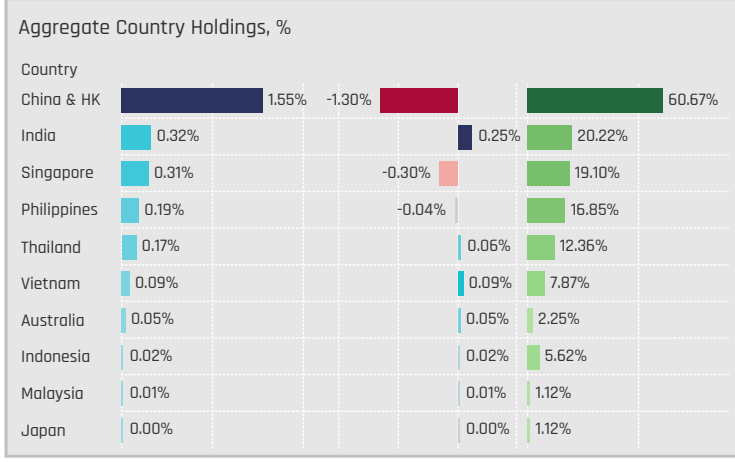
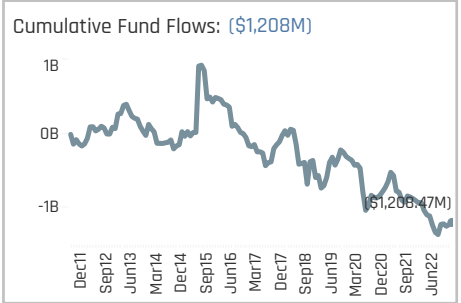
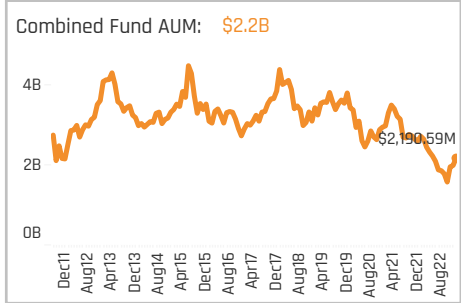
Aggregate Stock Holdings Data, Ranked by Most Widely Held.

Ticker	Stock Name	Funds Invested %	Average Weight	Vs Benchmark	Fund AUM, \$
1109-HK	China Resources Land Limited	16.85%	0.26%	0.01%	\$206M
BEKE-US	KE Holdings, Inc. Sponsored A..	12.36%	0.18%	-0.02%	\$156M
ALI-PH	Ayala Land Inc.	11.24%	0.09%	0.03%	\$64M
CPN-TH	Central Pattana Public Co. Ltd.	10.11%	0.12%	0.05%	\$195M
823-HK	Link Real Estate Investment T..	10.11%	0.15%	-0.13%	\$40M
688-HK	China Overseas Land & Invest..	10.11%	0.18%	0.00%	\$81M
9CI-SG	CapitaLand Investment Limit..	7.87%	0.09%	-0.04%	\$44M
503100-IN	Phoenix Mills Ltd.	7.87%	0.10%	0.10%	\$117M
543287-IN	Macrotech Developers Ltd.	6.74%	0.08%	0.08%	\$20M
16-HK	Sun Hung Kai Properties Limit..	6.74%	0.09%	-0.26%	\$50M
1209-HK	China Resources Mixc Lifestyl..	6.74%	0.10%	0.03%	\$184M
SMPH-PH	SM Prime Holdings, Inc.	5.62%	0.07%	-0.05%	\$143M
C38U-SG	CapitaLand Integrated Comm..	5.62%	0.07%	-0.07%	\$56M
C09-SG	City Developments Limited	5.62%	0.07%	0.02%	\$10M
6098-HK	Country Garden Services Hold..	5.62%	0.05%	-0.05%	\$11M



Top Stock Holdings, %

Fund Name	Ticker	Stock Name	Weight
Morgan Stanley Instl. Fund - Asia Oppo..	BEKE-US	KE Holdings, Inc. Spon..	5.13%
Eastspring Investments - Asian Dynam..	16-HK	Sun Hung Kai Properti..	4.65%
DJE - Asien	160-HK	Hon Kwok Land Invest..	4.15%
Waverton Invnt. Fds. Plc - Asia Pacific Fu..	823-HK	Link Real Estate Inves..	3.77%
Allianz Global Investors Fund - Total Re..	9CI-SG	CapitaLand Investme..	3.63%
Matthews Pacific Tiger Fund	CPN-TH	Central Pattana Publi..	3.58%
Maple-Brown Abbott Funds Plc - Asia-E..	C38U-SG	CapitaLand Integrate..	3.57%
Eastspring Investments - Asian Dynam..	688-HK	China Overseas Land ..	3.34%
Robeco Capital Gr. Fds. - Asian Stars E..	688-HK	China Overseas Land ..	3.11%
EPIC Funds Plc - Oriental Focus Fund	LH-TH	Land & Houses Public ..	2.95%
Polar Capital Funds Plc - Asian Stars F..	503100-IN	Phoenix Mills Ltd.	2.83%
Veritas Funds Plc - Asian Fund	GMG-AU	Goodman Group	2.74%
Fidelity Funds SICAV - Asian Equity Fun..	1109-HK	China Resources Land..	2.65%
PineBridge Global Funds - Asia (ex-Jap..	2202-HK	China Vanke Co., Ltd C..	2.62%
Nomura Fds. Ireland Plc - Asia (ex-Japa..	543287-IN	Macrotech Developers..	2.58%



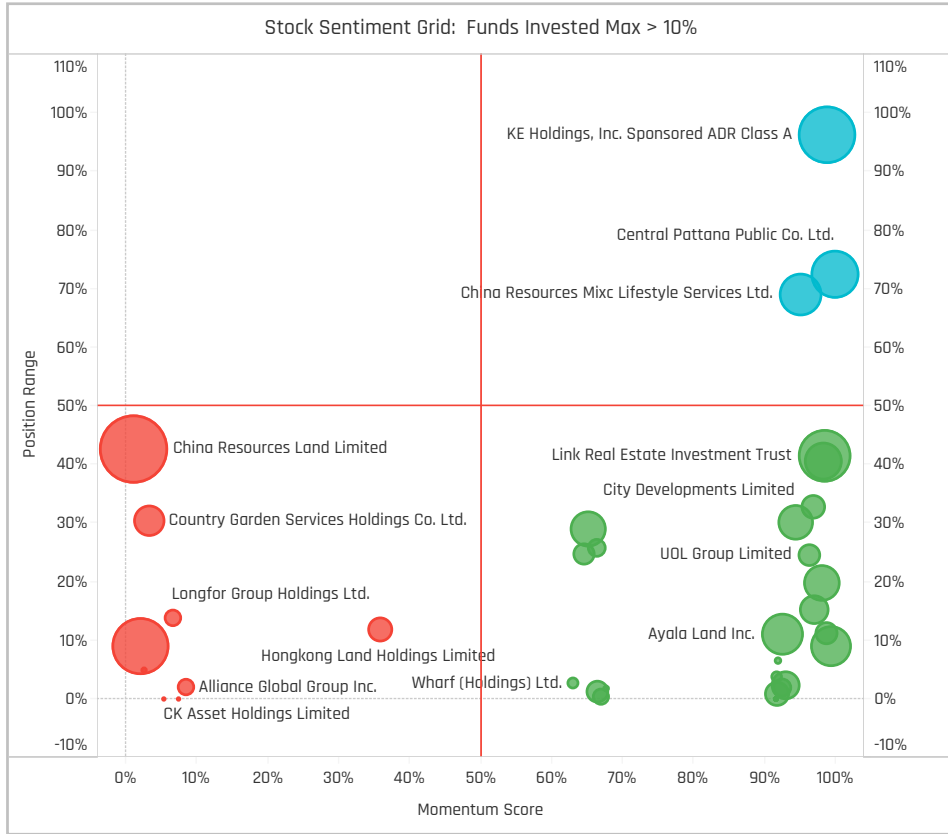
Top Stock Holdings, \$

Fund Name	Ticker	Stock Name	Value
Matthews Pacific Tiger Fund	CPN-TH	Central Pattana Public C..	\$179M
Veritas Funds Plc - Asian Fund	GMG-AU	Goodman Group	\$170M
Matthews Pacific Tiger Fund	SMPH-PH	SM Prime Holdings, Inc.	\$129M
Matthews Pacific Tiger Fund	1209-HK	China Resources Mixc Lif..	\$115M
Schroder ISF - Asian Opportunities	1972-HK	Swire Properties Limited	\$102M
Schroder ISF - Asian Opportunities	1109-HK	China Resources Land Li..	\$67M
T Rowe Price New Asia Fund	BEKE-US	KE Holdings, Inc. Sponso..	\$52M
Baillie Gifford Overseas Growth Fund - ..	503100-IN	Phoenix Mills Ltd.	\$50M
T Rowe Price New Asia Fund	C38U-SG	CapitaLand Integrated C..	\$40M
T Rowe Price New Asia Fund	H78-SG	Hongkong Land Holding..	\$38M
Schroder Asian Growth Fund	503100-IN	Phoenix Mills Ltd.	\$37M
T Rowe Price New Asia Fund	1209-HK	China Resources Mixc Lif..	\$36M
Baillie Gifford Overseas Growth Fund - ..	532868-IN	DLF Limited	\$35M
Value Partners High Dividend Stocks F..	1109-HK	China Resources Land Li..	\$33M
Schroder ISF - Asian Opportunities	ALI-PH	Ayala Land Inc.	\$30M

Largest Changes in Fund Weight, %

Fund Name	New or C..	Change
Matthews Pacific Tiger Fund		4.53%
GAM Star Fund Plc - Asian Equity		4.31%
Maple-Brown Abbott Funds Plc -..		4.03%
Matthews Asia Funds - Asia (ex-..	New	3.08%
NESTOR-FONDS - Nestor Fernost..		2.37%
T Rowe Price New Asia Fund		2.33%
T. Rowe Price Funds SICAV - Asi..		2.29%
Robeco Capital Gr. Fds. - Asian S..		-2.15%
GAM Multistock SICAV - Asia Foc..		-2.29%
Carnegie Asia		-2.57%
Franklin Asian Equity Fund		-2.96%
TT International Funds Plc - Asia..		-3.40%
Swedbank Robur Asienfond		-3.86%
AB FCP I - Asia (ex-Japan) Equit..		-5.93%

Ave Wgt Δ	Funds Invested Δ	Fund Flows, \$	Av Wgt vs AAXJ Δ	Funds O/W % Δ
0.06%	0.00%	\$133M	-0.01%	2.25%



Aggregate Stock Holdings Changes

Ticker	Stock Name	Funds Invested % Δ	Average Weight Δ	Fund Flows, \$
CPN-TH	Central Pattana Public Co. Ltd.	6.74%	0.10%	\$151M
823-HK	Link Real Estate Investment Tr..	2.25%	0.02%	\$4M
813-HK	Shimao Group Holdings Limited	2.25%	0.03%	\$5M
1918-HK	Sunac China Holdings Ltd.	2.25%	0.01%	\$7M
16-HK	Sun Hung Kai Properties Limit..	2.25%	0.07%	\$22M
U14-SG	UOL Group Limited	1.12%	0.01%	(\$1M)
NLG-VN	Nam Long Investment Corp.	1.12%	0.02%	\$9M
533150-IN	Godrej Properties Limited	-2.25%	-0.02%	(\$6M)
3319-HK	A-Living Smart City Services C..	-2.25%	-0.02%	(\$2M)
17-HK	New World Development Co. L..	-2.25%	-0.02%	(\$2M)
1113-HK	CK Asset Holdings Limited	-2.25%	-0.01%	(\$4M)
9666-HK	Jinke Smart Services Group C..	-3.37%	-0.02%	(\$10M)
6098-HK	Country Garden Services Holdi..	-4.49%	0.00%	(\$20M)
1109-HK	China Resources Land Limited	-5.62%	-0.02%	(\$25M)

Largest Fund Flows, \$

Fund Name	New or Cl..	Flow
Matthews Pacific Tiger Fund		\$154M
T Rowe Price New Asia Fund		\$45M
Fidelity Funds SICAV - Asian Eq..		\$18M
Matthews Asia Funds - Asia (ex..	New	\$15M
LO Funds - Asia High Conviction	New	\$12M
T. Rowe Price Funds SICAV - Asi..		\$10M
Eastspring Investments - Asian..		\$10M
JPMorgan Fund ICVC - Asia Gro..	Close	(\$8M)
Handelsbanken Asien Tema		(\$9M)
Schroder ISF - Asian Opportunit..		(\$11M)
Vontobel Fund - mtx Sustainab..		(\$13M)
Swedbank Robur Asienfond		(\$15M)
FTIF SICAV - Asian Growth Fund	Close	(\$19M)
AB FCP I - Asia (ex-Japan) Equi..		(\$32M)

Largest Fund Level Changes in Stock Weight, %

Fund Name	Stock Name	New ..	Change
Eastspring Investments - Asian Dy..	Sun Hung Kai Properties ..	New	4.66%
Matthews Pacific Tiger Fund	Central Pattana Public C..	New	3.58%
Maple-Brown Abbott Funds Plc - A..	CapitaLand Integrated C..	New	3.57%
NESTOR-FONDS - Nestor Fernost F..	Aoyuan Healthy Life Grou..	New	1.92%
Maple-Brown Abbott Funds Plc - A..	Link Real Estate Investm..	New	1.91%
GAM Star Fund Plc - Asian Equity	City Developments Limit..	New	1.86%
Spaengler IQAM Asia Stock	China Overseas Land & I..	New	1.84%
Janus Henderson Asia Equity Fund	Vinhomes JSC	Close	-1.45%
AB FCP I - Asia (ex-Japan) Equity ..	CapitaLand Integrated C..	Close	-1.57%
HSBC GIF - Asia (ex-Japan) Equity	DLF Limited		-1.60%
Robeco Capital Gr. Fds. - Asian Sta..	New World Development ..	Close	-1.74%
GAM Multistock SICAV - Asia Focus..	China Overseas Land & I..	Close	-2.03%
Carnegie Asia	Vinhomes JSC	Close	-2.55%
Eastspring Investments - Asian Dy..	Wharf (Holdings) Ltd.	Close	-3.84%

Aggregate Country Holding Changes

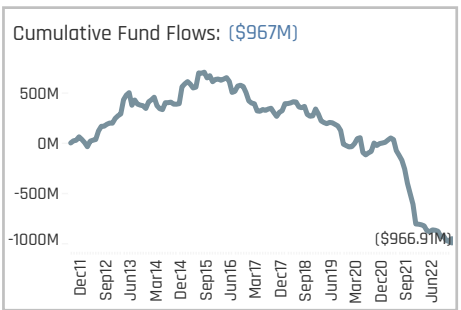
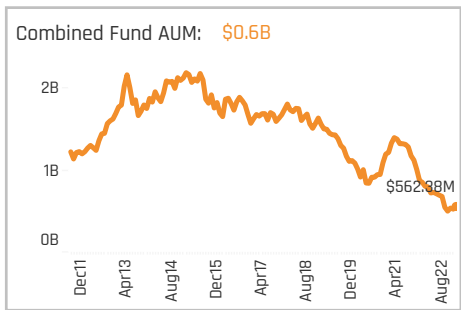
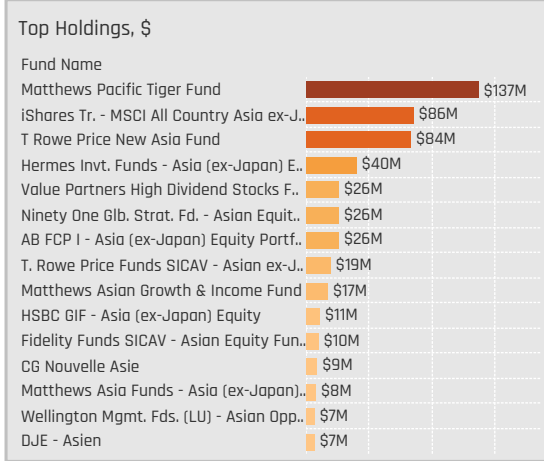
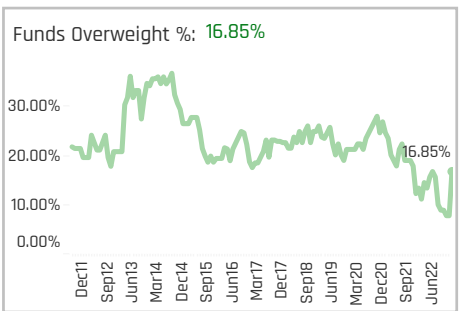
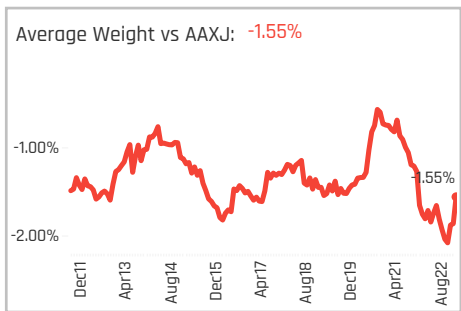
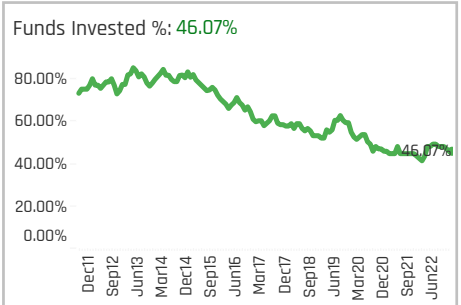
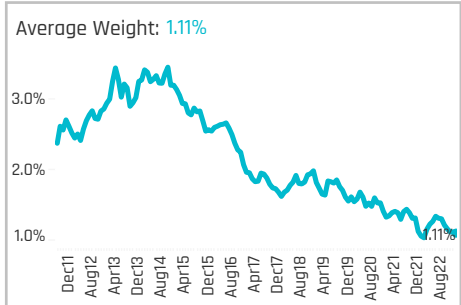
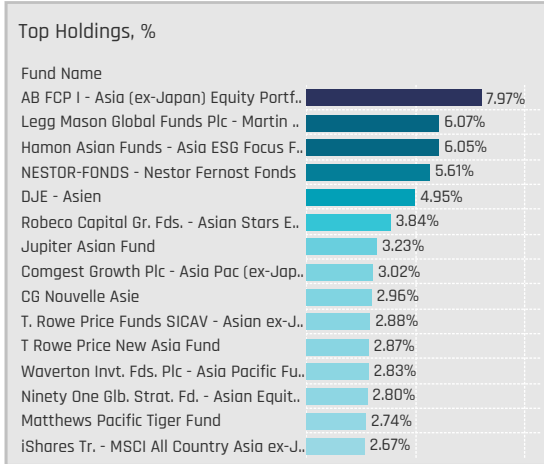
Country	Change	Flow
Thailand	5.62%	\$152M
Singapore	2.25%	\$31M
Japan	1.12%	\$0M
Indonesia	1.12%	\$0M
Taiwan	0.00%	\$0M
South Korea	0.00%	\$0M
Malaysia	0.00%	\$1M
Australia	0.00%	\$0M
China & HK	-1.12%	(\$16M)
Vietnam	-1.12%	\$1M
Philippines	-1.12%	(\$18M)
India	-1.12%	(\$18M)

Largest Changes in Fund Country Weight, %

Fund Name	New o..	Country	Change
Matthews Pacific Tiger Fund	New	Thailand	3.58%
Maple-Brown Abbott Funds Plc - Asi..	New	Singapore	3.57%
GAM Star Fund Plc - Asian Equity	New	Singapore	2.95%
NESTOR-FONDS - Nestor Fernost Fa..		China & HK	2.37%
GAM Star Fund Plc - Asian Equity		China & HK	2.08%
LO Funds - Asia High Conviction	New	China & HK	2.06%
Fidelity Funds SICAV - Asian Equity ..		China & HK	1.92%
GAM Multistock SICAV - Asia Focus ..		China & HK	-1.89%
Robeco Capital Gr. Fds. - Asian Star..		China & HK	-2.01%
Franklin Asian Equity Fund	Close	China & HK	-2.05%
TT International Funds Plc - Asia-Pa..		China & HK	-2.51%
Carnegie Asia	Close	Vietnam	-2.55%
Swedbank Robur Asienfond	Close	China & HK	-2.93%
AB FCP I - Asia (ex-Japan) Equity Pa..		China & HK	-4.23%

Largest Fund Level Stock Inflows/Outflows, \$

Fund Name	Stock Name	New..	Flow
Matthews Pacific Tiger Fund	Central Pattana Public C..	New	\$146M
T Rowe Price New Asia Fund	CapitaLand Integrated C..	New	\$36M
Matthews Pacific Tiger Fund	KE Holdings, Inc. Sponsor..		\$27M
T Rowe Price New Asia Fund	Hongkong Land Holdings ..		\$18M
Fidelity Funds SICAV - Asian Equity..	Sun Hung Kai Properties ..	New	\$15M
T Rowe Price New Asia Fund	Ayala Land Inc.	New	\$10M
Matthews Asia Funds - Asia (ex-Ja..	Nam Long Investment Co..	New	\$9M
HSBC GIF - Asia (ex-Japan) Equity	DLF Limited		(\$7M)
T Rowe Price New Asia Fund	China Resources Mixc Lif..		(\$7M)
JPMorgan Fund ICVC - Asia Growth..	Country Garden Services ..	Close	(\$8M)
Schroder ISF - Asian Opportunities	Swire Properties Limited		(\$11M)
T Rowe Price New Asia Fund	China Resources Land Li..	Close	(\$12M)
FTIF SICAV - Asian Growth Fund	Country Garden Services ..	Close	(\$13M)
Matthews Pacific Tiger Fund	SM Prime Holdings, Inc.		(\$19M)

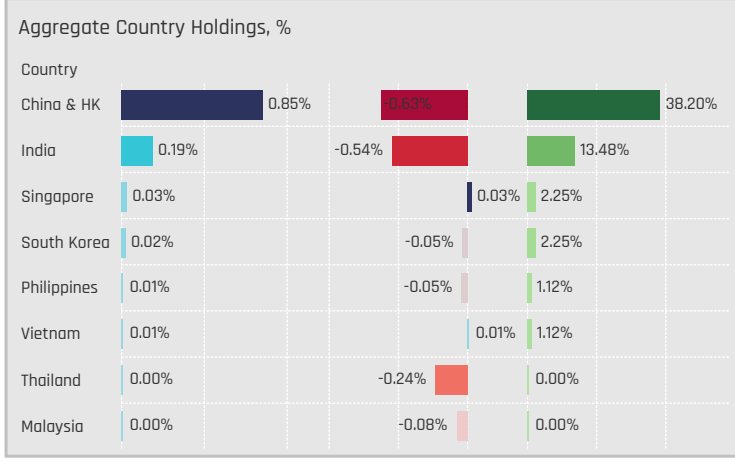


Aggregate Stock Holdings Data, Ranked by Most Widely Held.

Ticker	Stock Name	Funds Invested %	Average Weight	Vs Benchmark	Fund AUM, \$
916-HK	China Longyuan Power Group..	8.99%	0.13%	0.05%	\$30M
2688-HK	ENN Energy Holdings Limited	8.99%	0.14%	-0.06%	\$99M
1193-HK	China Resources Gas Group Li..	8.99%	0.14%	0.08%	\$75M
532898-IN	Power Grid Corporation of Ind..	6.74%	0.10%	-0.04%	\$54M
270-HK	Guangdong Investment Limit..	5.62%	0.12%	0.08%	\$48M
135-HK	KunLun Energy Co. Ltd.	5.62%	0.09%	0.05%	\$30M
600900-CN	China Yangtze Power Co., Ltd...	4.49%	0.04%	-0.03%	\$13M
956-HK	China Suntien Green Energy C..	3.37%	0.05%	0.05%	\$11M
2-HK	CLP Holdings Limited	3.37%	0.02%	-0.19%	\$8M
U96-SG	Sembcorp Industries Ltd.	2.25%	0.03%	0.03%	\$5M
855-HK	China Water Affairs Group Li..	2.25%	0.02%	0.02%	\$1M
532514-IN	Indraprastha Gas Limited	2.25%	0.01%	-0.02%	\$3M
532155-IN	GAIL (India) Limited	2.25%	0.03%	-0.02%	\$26M
3868-HK	Xinyi Energy Holdings Limited	2.25%	0.02%	0.02%	\$0M
1798-HK	China Datang Corp. Renewabl..	2.25%	0.02%	0.02%	\$5M

Top Stock Holdings, %

Fund Name	Ticker	Stock Name	Weight
DJE - Asien	270-HK	Guangdong Investme..	4.95%
Legg Mason Global Funds Plc - Martin ..	2688-HK	ENN Energy Holdings ..	3.56%
NESTOR-FONDS - Nestor Fernost Fonds	956-HK	China Suntien Green E..	3.45%
Jupiter Asian Fund	532898-IN	Power Grid Corporatio..	3.23%
Hamon Asian Funds - Asia ESG Focus F..	916-HK	China Longyuan Powe..	3.03%
Comgest Growth Plc - Asia Pac (ex-Jap..	1193-HK	China Resources Gas ..	3.02%
CG Nouvelle Asie	1193-HK	China Resources Gas ..	2.96%
Waverton Invnt. Fds. Plc - Asia Pacific Fu..	2688-HK	ENN Energy Holdings ..	2.83%
Legg Mason Global Funds Plc - Martin ..	270-HK	Guangdong Investme..	2.51%
HSBC GIF - Asia (ex-Japan) Equity	916-HK	China Longyuan Powe..	2.45%
Hamon Asian Funds - Asia ESG Focus F..	579-HK	Beijing Jingneng Clea..	2.17%
NESTOR-FONDS - Nestor Fernost Fonds	135-HK	KunLun Energy Co. Ltd..	2.15%
Matthews Asian Growth & Income Fund	270-HK	Guangdong Investme..	2.08%
Maple-Brown Abbott Funds Plc - Asia-E..	135-HK	KunLun Energy Co. Ltd..	2.06%
Wellington Mgmt. Fds. (LU) - Asian Opp..	015760-KR	Korea Electric Power ..	2.02%



Top Country Holdings, %

Fund Name	Country	Weight
Legg Mason Global Funds Plc - Martin ..	China & HK	6.07%
Hamon Asian Funds - Asia ESG Focus F..	China & HK	6.05%
NESTOR-FONDS - Nestor Fernost Fonds	China & HK	5.61%
DJE - Asien	China & HK	4.95%
AB FCP I - Asia (ex-Japan) Equity Portf..	China & HK	4.32%
Robeco Capital Gr. Fds. - Asian Stars E..	China & HK	3.84%
Jupiter Asian Fund	India	3.23%
AB FCP I - Asia (ex-Japan) Equity Portf..	India	3.12%
Comgest Growth Plc - Asia Pac (ex-Jap..	China & HK	3.02%
CG Nouvelle Asie	China & HK	2.96%
Waverton Invnt. Fds. Plc - Asia Pacific Fu..	China & HK	2.83%
Ninety One Glb. Strat. Fd. - Asian Equit..	China & HK	2.80%
MFS Meridian Funds - Asia Pacific (ex-J..	China & HK	2.66%
Maple-Brown Abbott Funds Plc - Asia-E..	China & HK	2.50%
HSBC GIF - Asia (ex-Japan) Equity	China & HK	2.45%

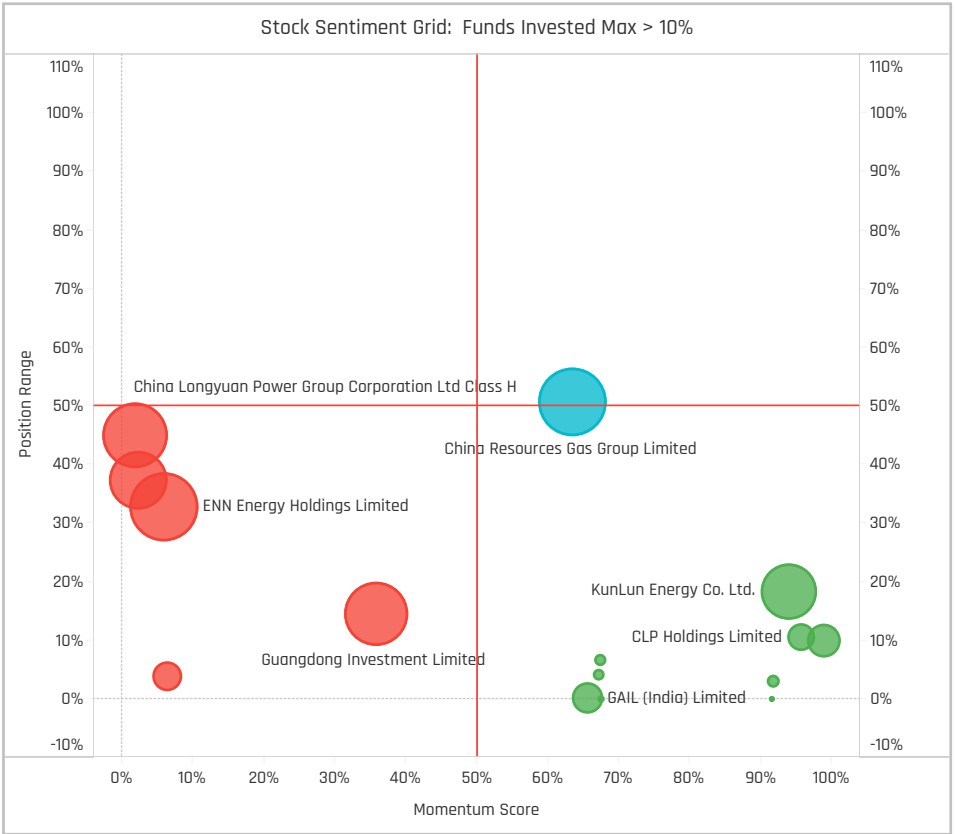
Top Stock Holdings, \$

Fund Name	Ticker	Stock Name	Value
Matthews Pacific Tiger Fund	500400-L.	Tata Power Company Li..	\$71M
Matthews Pacific Tiger Fund	2688-HK	ENN Energy Holdings Li..	\$66M
T Rowe Price New Asia Fund	1193-HK	China Resources Gas Gr..	\$47M
T Rowe Price New Asia Fund	532898-IN	Power Grid Corporation ..	\$36M
Hermes Invnt. Funds - Asia (ex-Japan) E..	135-HK	KunLun Energy Co. Ltd.	\$22M
Value Partners High Dividend Stocks F..	270-HK	Guangdong Investment ..	\$22M
Hermes Invnt. Funds - Asia (ex-Japan) E..	532155-IN	GAIL (India) Limited	\$18M
Matthews Asian Growth & Income Fund	270-HK	Guangdong Investment ..	\$17M
Ninety One Glb. Strat. Fd. - Asian Equit..	2688-HK	ENN Energy Holdings Li..	\$17M
HSBC GIF - Asia (ex-Japan) Equity	916-HK	China Longyuan Power ..	\$11M
T. Rowe Price Funds SICAV - Asian ex-J..	1193-HK	China Resources Gas Gr..	\$11M
Fidelity Funds SICAV - Asian Equity Fun..	956-HK	China Suntien Green En..	\$10M
Ninety One Glb. Strat. Fd. - Asian Equit..	916-HK	China Longyuan Power ..	\$9M
CG Nouvelle Asie	1193-HK	China Resources Gas Gr..	\$9M
T. Rowe Price Funds SICAV - Asian ex-J..	532898-IN	Power Grid Corporation ..	\$8M

Largest Changes in Fund Weight, %

Fund Name	New or C..	Weight Change
Matthews Asia Funds - Asia (ex-..	New	1.55%
Nomura Fds. Ireland Plc - Asia (e..	New	1.46%
Spaengler IQAM Asia Stock	New	1.32%
DJE - Asien		1.15%
Maple-Brown Abbott Funds Plc -..		0.78%
Matthews Asian Growth & Inco..		0.58%
SEB Asia (ex-Japan) Fund		0.17%
Baring Eastern Trust	Close	-1.15%
Skandia Asia	Close	-1.53%
GAM Multistock SICAV - Asia Fac..	Close	-1.56%
Sydivest Fjernosten		-2.14%
BlackRock Global Funds - Asian ..		-2.49%
Fullerton Lux Funds - Asia Focus..		-3.45%
AB FCP I - Asia (ex-Japan) Equit..		-4.05%

Ave Wgt Δ	Funds Invested Δ	Fund Flows, \$	Av Wgt vs AAXJ Δ	Funds O/W % Δ
-0.21%	-3.37%	(\$105M)	0.25%	1.12%



Aggregate Stock Holdings Changes

Ticker	Stock Name	Funds Invested % Δ	Average Weight Δ	Fund Flows, \$
U96-SG	Sembcorp Industries Ltd.	2.25%	0.03%	\$4M
543290-IN	Powergrid Infrastructure Inves..	1.12%	0.02%	\$9M
533098-IN	NHPC Limited	1.12%	0.01%	\$2M
532514-IN	Indraprastha Gas Limited	1.12%	0.01%	\$1M
2-HK	CLP Holdings Limited	1.12%	0.00%	\$0M
1798-HK	China Datang Corp. Renewabl..	1.12%	0.01%	(\$1M)
Y85481151	Tata Power Company Limited ..	0.00%	0.00%	
3868-HK	Xinyi Energy Holdings Limited	-1.12%	-0.02%	(\$3M)
270-HK	Guangdong Investment Limited	-1.12%	0.00%	\$0M
2688-HK	ENN Energy Holdings Limited	-1.12%	-0.03%	(\$3M)
015760-KR	Korea Electric Power Corporati..	-1.12%	-0.02%	(\$4M)
916-HK	China Longyuan Power Group ..	-2.25%	-0.05%	(\$5M)
600900-CN	China Yangtze Power Co., Ltd. ..	-2.25%	-0.11%	(\$34M)
532898-IN	Power Grid Corporation of Indi..	-2.25%	-0.03%	(\$38M)

Largest Fund Flows, \$

Fund Name	New or Cl..	Flow
Matthews Asia Funds - Asia (ex..	New	\$9M
Nomura Fds. Ireland Plc - Asia (..	New	\$4M
Hermes Invt. Funds - Asia (ex-J..		\$4M
Matthews Asian Growth & Inco..		\$3M
Ninety One Glb. Strat. Fd. - Asia..		\$1M
HSBC GIF - Asia (ex-Japan) Equ..		\$1M
SEB Asia (ex-Japan) Fund		\$1M
Sydivest Fjernosten		(\$5M)
Fullerton Lux Funds - Asia Focu..		(\$7M)
iShares Tr. - MSCI All Country A..		(\$9M)
T Rowe Price New Asia Fund		(\$10M)
BlackRock Global Funds - Asian ..		(\$17M)
AB FCP I - Asia (ex-Japan) Equi..		(\$27M)
Fidelity Invt. Funds - Asia Fund	Close	(\$35M)

Largest Fund Level Changes in Stock Weight, %

Fund Name	Stock Name	New ..	Weight Change
Matthews Asia Funds - Asia (ex-Ja..	Powergrid Infrastructure ..	New	1.55%
Nomura Fds. Ireland Plc - Asia (ex-..	Sembcorp Industries Ltd.	New	1.46%
Spaengler IQAM Asia Stock	Sembcorp Industries Ltd.	New	1.32%
DJE - Asien	Guangdong Investment L..		1.15%
SEB Asia (ex-Japan) Fund	China Datang Corp. Rene..	New	0.67%
Sydivest Fjernosten	NHPC Limited	New	0.62%
Matthews Asian Growth & Income ..	Guangdong Investment L..		0.58%
Baring Eastern Trust	ENN Energy Holdings Lim..	Close	-1.15%
AB FCP I - Asia (ex-Japan) Equity ..	China Yangtze Power Co....	Close	-1.47%
Skandia Asia	Korea Electric Power Cor..	Close	-1.53%
GAM Multistock SICAV - Asia Focus..	Guangdong Investment L..	Close	-1.56%
Sydivest Fjernosten	China Yangtze Power Co....	Close	-1.56%
BlackRock Global Funds - Asian Gr..	China Yangtze Power Co....		-2.49%
Fullerton Lux Funds - Asia Focus E..	China Yangtze Power Co....		-3.45%

Aggregate Country Holding Changes

Country	Weight Change	Fund Flows, \$
Singapore	2.25%	\$4M
Vietnam	0.00%	\$0M
Thailand	0.00%	\$0M
Taiwan	0.00%	\$0M
Philippines	0.00%	(\$1M)
Malaysia	0.00%	\$0M
Indonesia	0.00%	\$0M
India	-0.01%	(\$32M)
Bangladesh	0.00%	\$0M
Australia	0.00%	\$0M
South Korea	-1.12%	(\$4M)
China & HK	-5.52%	(\$72M)

Largest Changes in Fund Country Weight, %

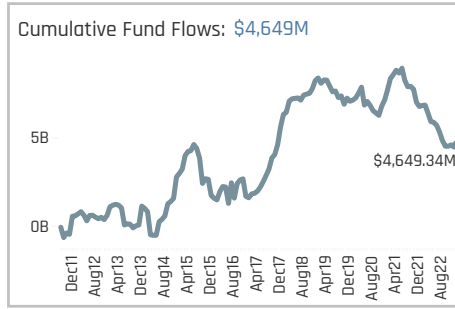
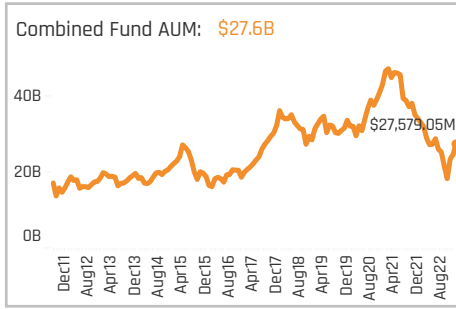
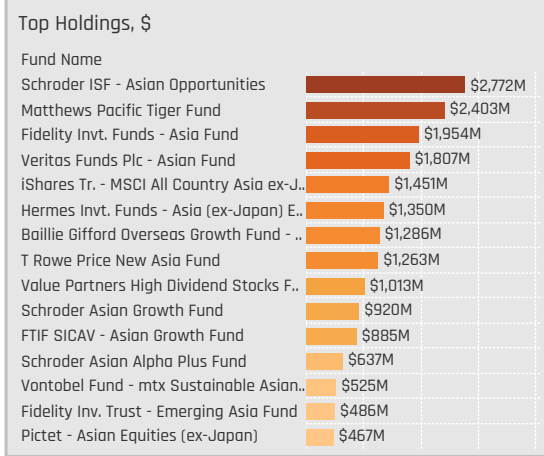
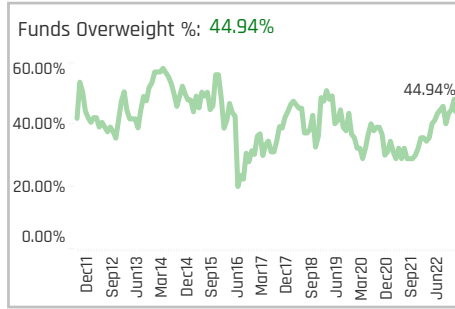
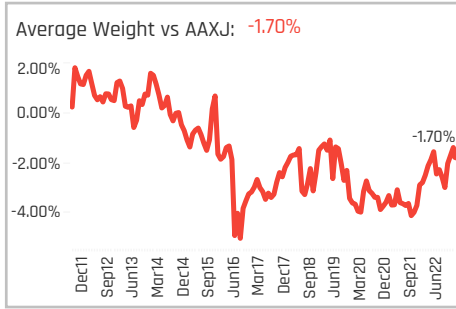
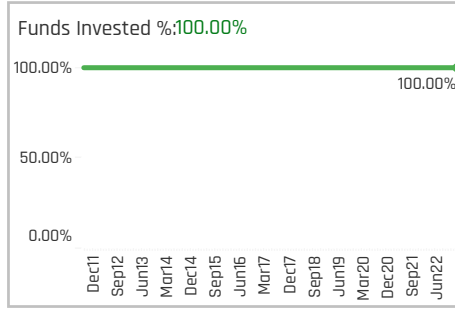
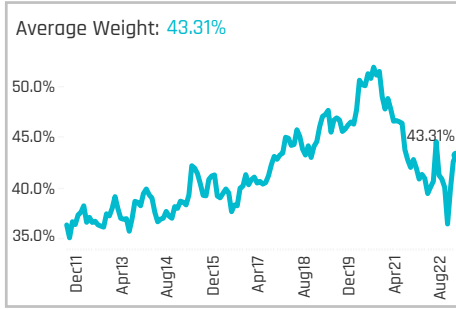
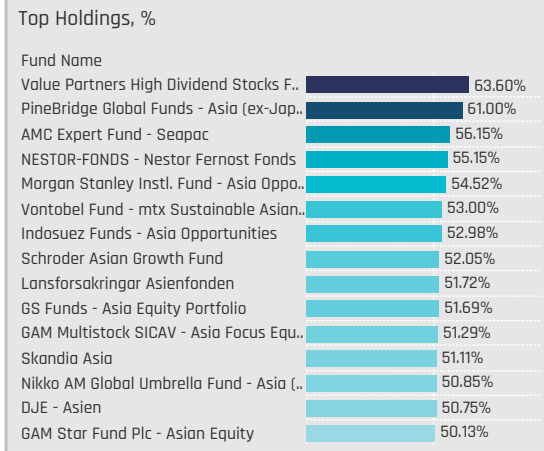
Fund Name	New o..	Country	Weight Change
Matthews Asia Funds - Asia (ex-Jap..	New	India	1.55%
Nomura Fds. Ireland Plc - Asia (ex-J..	New	Singapore	1.46%
Spaengler IQAM Asia Stock	New	Singapore	1.32%
DJE - Asien		China & HK	1.15%
Maple-Brown Abbott Funds Plc - Asi..		China & HK	0.78%
Matthews Asian Growth & Income F..		China & HK	0.58%
SEB Asia (ex-Japan) Fund		China & HK	0.17%
Baring Eastern Trust	Close	China & HK	-1.15%
Skandia Asia	Close	South Korea	-1.53%
GAM Multistock SICAV - Asia Focus ..	Close	China & HK	-1.56%
Sydivest Fjernosten	Close	China & HK	-2.16%
BlackRock Global Funds - Asian Gra..		China & HK	-2.49%
Fullerton Lux Funds - Asia Focus Eq..		China & HK	-3.45%
AB FCP I - Asia (ex-Japan) Equity Pa..		China & HK	-3.56%

Largest Fund Level Stock Inflows/Outflows, \$

Fund Name	Stock Name	New..	Flow
Matthews Asia Funds - Asia (ex-Ja..	Powergrid Infrastructure ..	New	\$9M
T Rowe Price New Asia Fund	Power Grid Corporation o..		\$5M
Nomura Fds. Ireland Plc - Asia (ex-J..	Sembcorp Industries Ltd.	New	\$4M
Hermes Invt. Funds - Asia (ex-Japa..	KunLun Energy Co. Ltd.		\$4M
Matthews Asian Growth & Income ..	Guangdong Investment L..		\$3M
Sydivest Fjernosten	NHPC Limited	New	\$2M
Ninety One Glb. Strat. Fd. - Asian E..	China Longyuan Power G..		\$2M
Baillie Gifford Overseas Growth Fun..	Huaneng Power Internati..	Close	(\$5M)
AB FCP I - Asia (ex-Japan) Equity P..	China Yangtze Power Co....	Close	(\$5M)
AB FCP I - Asia (ex-Japan) Equity P..	Power Grid Corporation o..		(\$5M)
Fullerton Lux Funds - Asia Focus Eq..	China Yangtze Power Co....		(\$7M)
T Rowe Price New Asia Fund	China Resources Gas Gro..		(\$15M)
BlackRock Global Funds - Asian Gra..	China Yangtze Power Co....		(\$17M)
Fidelity Invt. Funds - Asia Fund	Power Grid Corporation o..	Close	(\$35M)



Country Profiles

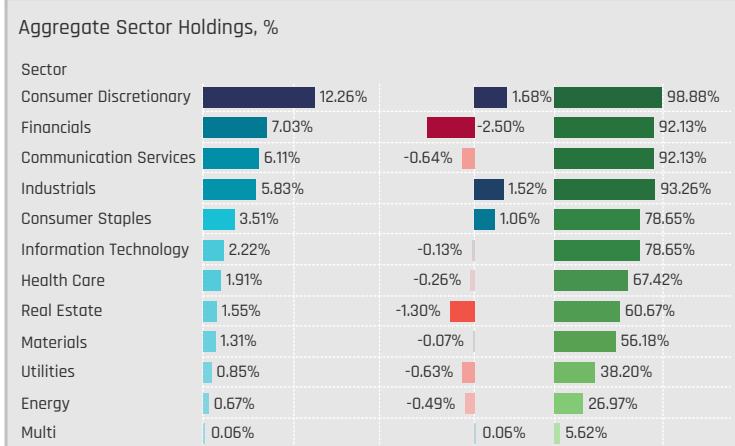


Aggregate Stock Holdings Data, Ranked by Most Widely Held.

Ticker	Stock Name	Funds Invested %	Average Weight	Vs Benchmark	Fund AUM, \$
700-HK	Tencent Holdings Ltd.	82.02%	4.23%	-0.79%	\$2,645M
9988-HK	Alibaba Group Holding Ltd.	79.78%	3.39%	0.02%	\$2,090M
1299-HK	AIA Group Limited	76.40%	3.04%	0.81%	\$1,908M
JD-US	JD.com, Inc. Sponsored ADR C..	58.43%	1.34%	0.29%	\$1,126M
388-HK	Hong Kong Exchanges & Clear..	56.18%	1.08%	0.19%	\$674M
3690-HK	Meituan Class B	56.18%	1.39%	-0.45%	\$923M
669-HK	Techtronic Industries Co., Ltd.	47.19%	0.81%	0.54%	\$553M
3968-HK	China Merchants Bank Co., Lt..	34.83%	0.66%	0.24%	\$339M
YUMC-US	Yum China Holdings, Inc.	33.71%	0.75%	0.32%	\$550M
2318-HK	Ping An Insurance (Group) Co..	33.71%	0.60%	-0.20%	\$349M
NTESF-US	NetEase, Inc.	31.46%	0.63%	0.04%	\$344M
600519-CN	Kweichow Moutai Co., Ltd. Cla..	29.21%	0.85%	0.51%	\$733M
2269-HK	Wuxi Biologics (Cayman) Inc.	29.21%	0.40%	-1.10%	\$293M
601012-CN	LONGi Green Energy Technolo..	28.09%	0.31%	0.26%	\$257M
2313-HK	Shenzhen International Group..	28.09%	0.39%	0.22%	\$212M

Top Stock Holdings, %

Fund Name	Ticker	Stock Name	Weight
PineBridge Global Funds - Asia (ex-Jap..	PDD-US	Pinduoduo, Inc. Spons..	9.86%
Fidelity Active Strategy - Asia Fund	600519-CN	Kweichow Moutai Co., ..	9.57%
Fidelity Asia Fund	600519-CN	Kweichow Moutai Co., ..	9.37%
GS Funds - Asia Equity Portfolio	700-HK	Tencent Holdings Ltd.	8.84%
DJE - Asien	41-HK	Great Eagle Holdings ..	8.73%
Fidelity Inv. Trust - Emerging Asia Fund	9988-HK	Alibaba Group Holding..	8.62%
Fidelity Funds SICAV - Asian Equity Fun..	1299-HK	AIA Group Limited	8.15%
Value Partners High Dividend Stocks F..	728-HK	China Telecom Corp. L..	8.14%
Maple-Brown Abbott Funds Plc - Asia-E..	941-HK	China Mobile Limited	8.01%
BlackRock Global Funds - Asian Growth..	9988-HK	Alibaba Group Holding..	7.94%
Nomura Fds. Ireland Plc - Asia (ex-Japa..	700-HK	Tencent Holdings Ltd.	7.74%
Polar Capital Funds Plc - Asian Stars F..	700-HK	Tencent Holdings Ltd.	7.73%
Nikko AM Global Umbrella Fund - Asia (...)	1299-HK	AIA Group Limited	7.66%
Skandia Asia	700-HK	Tencent Holdings Ltd.	7.60%
Waverton Invnt. Fds. Plc - Asia Pacific Fu..	YUMC-US	Yum China Holdings, I..	7.53%



Top Sector Holdings, %

Fund Name	Sector	Weight
PineBridge Global Funds - Asia (ex-Jap..	Consumer Discretionary	30.12%
DJE - Asien	Consumer Discretionary	22.06%
NESTOR-FONDS - Nestor Fernost Fonds	Consumer Discretionary	20.94%
Fidelity Active Strategy - Asia Fund	Consumer Discretionary	20.02%
GAM Star Fund Plc - Asian Equity	Consumer Discretionary	19.24%
GAM Multistock SICAV - Asia Focus Equ..	Consumer Discretionary	18.55%
AB FCP I - Asia (ex-Japan) Equity Part..	Consumer Discretionary	18.18%
JKC Fund - La Francaise JKC Asia Equit..	Industrials	17.76%
Mirae Asset Glb. Discovery Fd. - Asia Se..	Consumer Discretionary	17.56%
JKC Fund - La Francaise JKC Asia Equit..	Consumer Discretionary	17.36%
Robeco Capital Gr. Fds. - Asian Stars E..	Consumer Discretionary	17.25%
Carnegie Asia	Consumer Discretionary	17.08%
AMC Expert Fund - Seapac	Consumer Discretionary	17.00%
Comgest Growth Plc - Asia Pac (ex-Jap..	Consumer Discretionary	16.98%
CG Nouvelle Asie	Consumer Discretionary	16.96%

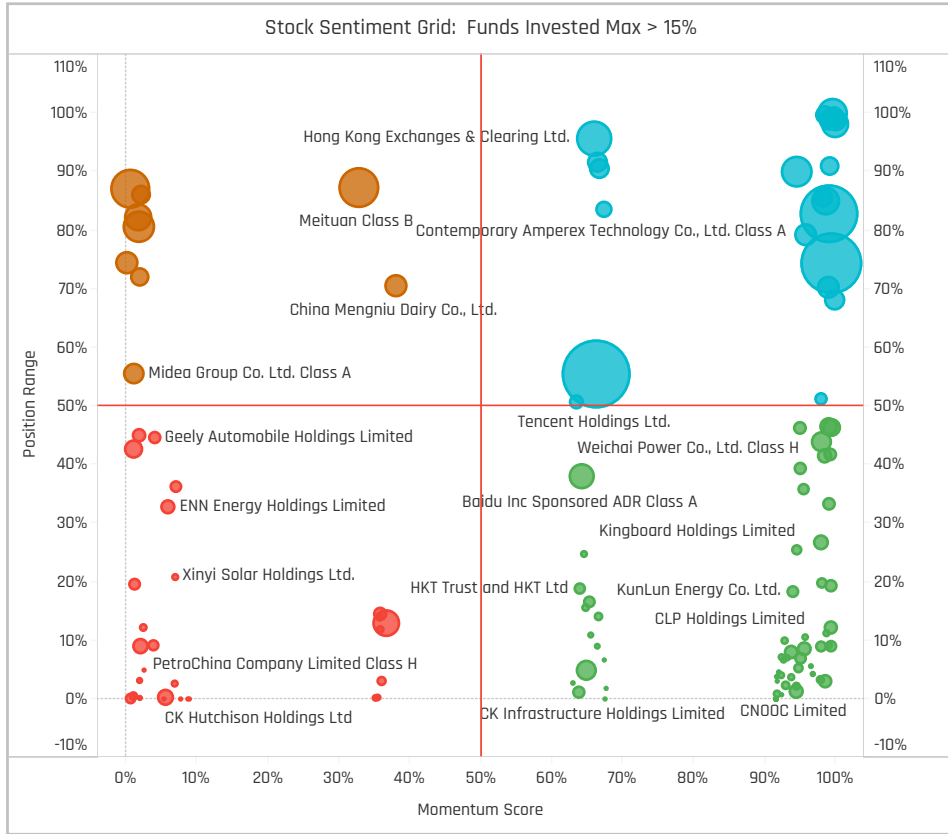
Top Stock Holdings, \$

Fund Name	Ticker	Stock Name	Value
Veritas Funds Plc - Asian Fund	300124-C..	Shenzhen Inovance Tech..	\$346M
Fidelity Invnt. Funds - Asia Fund	1299-HK	AIA Group Limited	\$312M
Schroder ISF - Asian Opportunities	700-HK	Tencent Holdings Ltd.	\$277M
Veritas Funds Plc - Asian Fund	600519-C..	Kweichow Moutai Co., Lt..	\$267M
Schroder ISF - Asian Opportunities	1299-HK	AIA Group Limited	\$266M
Fidelity Invnt. Funds - Asia Fund	700-HK	Tencent Holdings Ltd.	\$265M
Veritas Funds Plc - Asian Fund	300274-C..	Sungrow Power Supply ..	\$239M
Veritas Funds Plc - Asian Fund	700-HK	Tencent Holdings Ltd.	\$239M
Veritas Funds Plc - Asian Fund	300450-..	Wuxi Lead Intelligent Eq..	\$218M
Matthews Pacific Tiger Fund	700-HK	Tencent Holdings Ltd.	\$203M
Schroder ISF - Asian Opportunities	9988-HK	Alibaba Group Holding L..	\$193M
Fidelity Invnt. Funds - Asia Fund	9988-HK	Alibaba Group Holding L..	\$184M
Matthews Pacific Tiger Fund	9988-HK	Alibaba Group Holding L..	\$181M
T Rowe Price New Asia Fund	700-HK	Tencent Holdings Ltd.	\$179M
iShares Tr. - MSCI All Country Asia ex-J..	700-HK	Tencent Holdings Ltd.	\$162M

Largest Changes in Fund Weight, %

Fund Name	New or C..	Change
Fullerton Lux Funds - Asia Focus..		11.32%
NESTOR-FONDS - Nestor Fernost..		11.23%
Matthews Asia Funds - Asia (ex-..		10.71%
BlackRock Global Funds - Asian ..		10.69%
HSBC GIF - Asia (ex-Japan) Equi..		7.53%
Swedbank Robur Asienfond		7.16%
Fidelity Active Strategy - Asia F..		6.50%
Nordea 1 - Asia ex-Japan Equity ..		-1.48%
BL - Equities Asia		-1.82%
Hamon Asian Funds - Asia ESG F..		-1.85%
LO Funds - Asia High Conviction		-2.04%
Fidelity Funds SICAV - Asian Equ..		-2.67%
Allianz Global Investors Fund - T..		-3.81%
Maple-Brown Abbott Funds Plc -..		-17.12%

Ave Wgt Δ	Funds Invested Δ	Fund Flows, \$	Av Wgt vs AAXJ Δ	Funds O/W % Δ
1.97%	0.00%	(\$717M)	0.56%	0.00%



Aggregate Stock Holdings Changes

Ticker	Stock Name	Funds Invested % Δ	Average Weight Δ	Fund Flows, \$
9961-HK	Trip Com Group Ltd	8.99%	0.20%	\$35M
1880-HK	China Tourism Group Duty Fre..	8.99%	0.05%	\$28M
300760-CN	Shenzhen Mindray Bio-Medical..	5.62%	0.07%	\$4M
601012-CN	LONGi Green Energy Technolog..	4.49%	-0.08%	\$7M
TCOM-US	Trip.com Group Ltd. Sponsored..	4.49%	0.13%	\$10M
PDD-US	Pinduoduo, Inc. Sponsored AD..	3.37%	0.37%	(\$7M)
601100-CN	Jiangsu Hengli Hydraulic Co., L..	3.37%	0.04%	\$36M
6098-HK	Country Garden Services Holdi..	-4.49%	0.00%	(\$20M)
600276-CN	Jiangsu Hengrui Pharmaceutic..	-4.49%	-0.04%	(\$54M)
002475-CN	Luxshare Precision Industry Co..	-4.49%	-0.06%	(\$17M)
002241-CN	GoerTek Inc. Class A	-4.49%	-0.08%	(\$15M)
002050-CN	Zhejiang Sanhua Intelligent C..	-4.49%	-0.09%	(\$35M)
1109-HK	China Resources Land Limited	-5.62%	-0.02%	(\$25M)
2269-HK	Wuxi Biologics (Cayman) Inc.	-5.62%	-0.09%	(\$73M)

Largest Fund Flows, \$

Fund Name	New or Cl..	Flow
Matthews Asia Funds - Asia (ex..		\$133M
Swedbank Robur Asienfond		\$119M
Eastspring Investments - Asian..		\$57M
BlackRock Global Funds - Asian ..		\$28M
Hermes Inv. Funds - Asia (ex-J..		\$28M
Fidelity Inv. Funds - Asia Fund		\$25M
Fullerton Lux Funds - Asia Focus..		\$21M
Vontobel Fund - mtx Sustainab..		(\$72M)
Fidelity Inv. Trust - Emerging As..		(\$75M)
iShares Tr. - MSCI All Country A..		(\$86M)
FTIF SICAV - Asian Growth Fund		(\$93M)
JPMorgan Fund ICVC - Asia Gro..		(\$129M)
T Rowe Price New Asia Fund		(\$133M)
Schroder ISF - Asian Opportunit..		(\$139M)

Largest Fund Level Changes in Stock Weight, %

Fund Name	Stock Name	New ..	Change
PineBridge Global Funds - Asia (ex..	Pinduoduo, Inc. Sponsore..		5.99%
Maple-Brown Abbott Funds Plc - A..	China Mobile Limited		5.99%
Fullerton Lux Funds - Asia Focus E..	Tencent Holdings Ltd.	New	5.99%
Nomura Fds. Ireland Plc - Asia (ex..	Alibaba Group Holding Lt..	New	5.64%
Invesco Funds - Asia Opportunitie..	Alibaba Group Holding Lt..		5.25%
Fidelity Active Strategy - Asia Fund	Li Ning Company Limited	New	4.85%
Robeco Capital Gr. Fds. - Asian Sta..	Alibaba Group Holding Lt..		4.73%
Invesco Funds - Asia Opportunitie..	Meituan Class B	Close	-3.97%
Carnegie Asia	Tencent Holdings Ltd.	Close	-4.19%
Matthews Asia Funds - Asia (ex-Ja..	Tam Jai International Co..		-4.49%
Maple-Brown Abbott Funds Plc - A..	NetEase, Inc.	Close	-4.94%
PineBridge Global Funds - Asia (ex..	Zhejiang Sanhua Intellig..	Close	-5.19%
Matthews Asia Funds - Asia (ex-Ja..	Postal Savings Bank of C..	Close	-5.19%
Maple-Brown Abbott Funds Plc - A..	Tencent Holdings Ltd.	Close	-6.53%

Aggregate Country Holding Changes

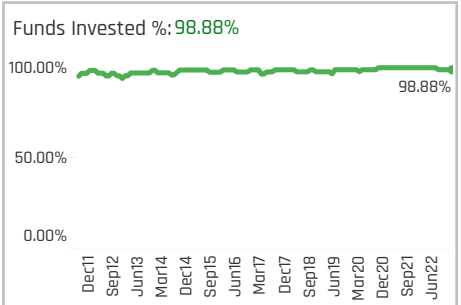
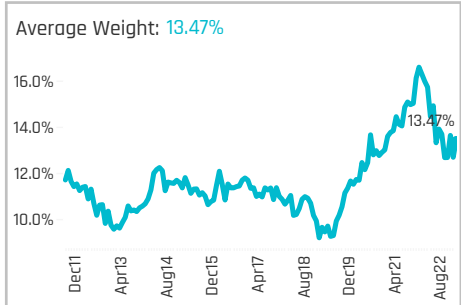
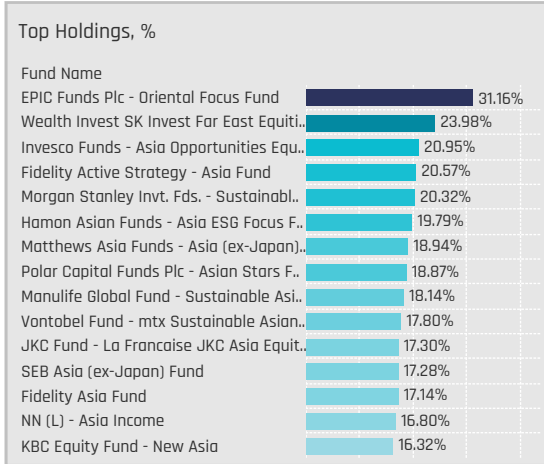
Sector	Change	Flow
Communication Services	1.12%	(\$168M)
Multi	0.00%	\$0M
Information Technology	-0.25%	(\$47M)
Consumer Staples	0.19%	(\$4M)
Consumer Discretionary	1.53%	(\$31M)
Real Estate	0.03%	(\$16M)
Health Care	0.11%	(\$140M)
Energy	-0.02%	(\$75M)
Industrials	-0.20%	(\$2M)
Financials	0.25%	(\$122M)
Materials	-0.11%	(\$41M)
Utilities	-0.22%	(\$72M)

Largest Changes in Fund Country Weight, %

Fund Name	New o..	Sector	Change
PineBridge Global Funds - Asia (ex-J..		Consumer Discretionary	10.67%
NESTOR-FONDS - Nestor Fernost Fo..		Consumer Discretionary	10.22%
BlackRock Global Funds - Asian Gro..		Consumer Discretionary	9.01%
Fidelity Active Strategy - Asia Fund		Consumer Discretionary	8.38%
Eastspring Investments - Asian Dyn..		Consumer Discretionary	7.74%
Fullerton Lux Funds - Asia Focus Eq..	New	Communication Services	6.95%
Robeco Capital Gr. Fds. - Asian Star..		Consumer Discretionary	6.73%
Invesco Funds - Asia Opportunitie..	Close	Industrials	-3.97%
PineBridge Global Funds - Asia (ex-J..		Communication Services	-4.06%
AB FCP I - Asia (ex-Japan) Equity Pa..		Real Estate	-4.23%
Carnegie Asia		Communication Services	-4.86%
Maple-Brown Abbott Funds Plc - Asi..		Industrials	-5.06%
Maple-Brown Abbott Funds Plc - Asi..	Close	Information Technology	-5.16%
Matthews Asia Funds - Asia (ex-Jap..	Close	Financials	-5.19%

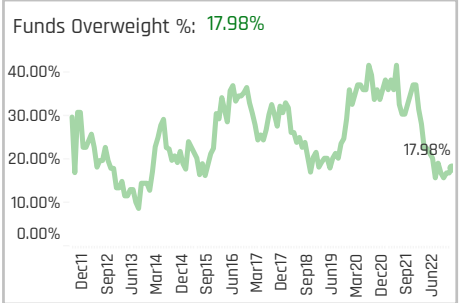
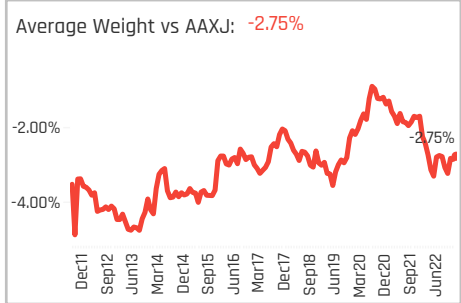
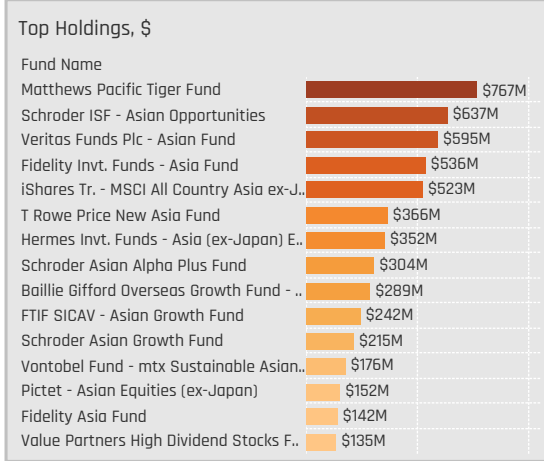
Largest Fund Level Stock Inflows/Outflows, \$

Fund Name	Stock Name	New..	Flow
Fidelity Inv. Funds - Asia Fund	China Tourism Group Dut..	New	\$37M
Hermes Inv. Funds - Asia (ex-Japa..	Alibaba Group Holding Lt..		\$30M
Matthews Pacific Tiger Fund	KE Holdings, Inc. Sponsor..		\$27M
T Rowe Price New Asia Fund	Jiangsu Hengli Hydraulic ..	New	\$27M
Baillie Gifford Overseas Growth Fun..	Kuaishou Technology Cla..	New	\$26M
Hermes Inv. Funds - Asia (ex-Japa..	Inner Mongolia Yili Indust..		\$22M
Ninety One Glob. Strat. Fd. - Asian E..	Ping An Insurance (Group..	New	\$21M
T Rowe Price New Asia Fund	Jiangsu Hengrui Pharma..	Close	(\$27M)
Hermes Inv. Funds - Asia (ex-Japa..	PetroChina Company Lim..		(\$30M)
FTIF SICAV - Asian Growth Fund	Wuxi Biologics (Cayman) ..	Close	(\$31M)
T Rowe Price New Asia Fund	H World Group Limited S..		(\$31M)
Matthews Pacific Tiger Fund	Baidu Inc Sponsored ADR..		(\$33M)
Fidelity Inv. Trust - Emerging Asia F..	Pinduoduo, Inc. Sponsore..		(\$37M)
Schroder ISF - Asian Opportunitie..	Oppein Home Group, Inc. ..		(\$49M)



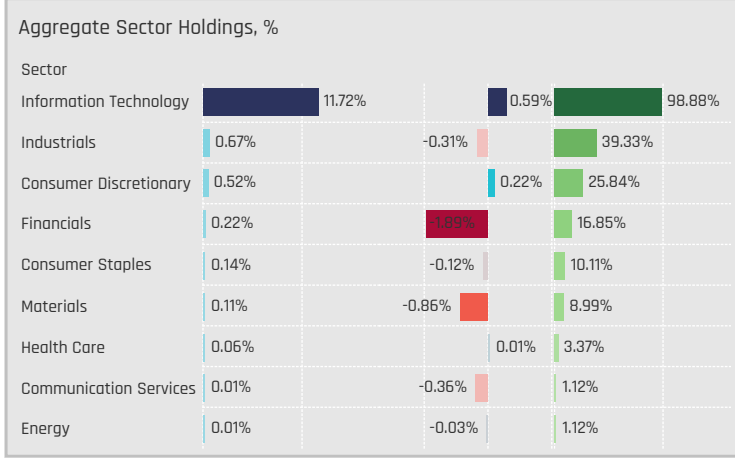
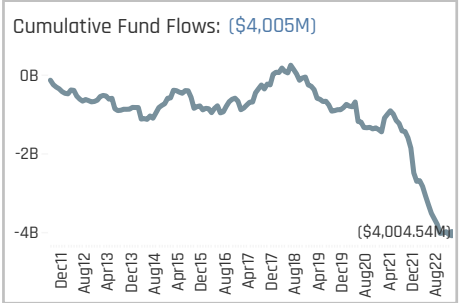
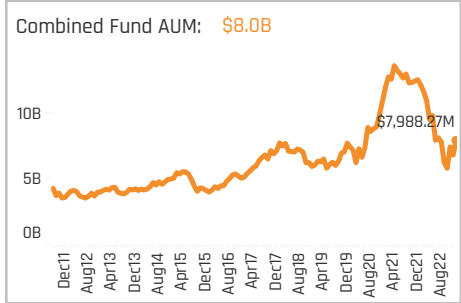
Aggregate Stock Holdings Data, Ranked by Most Widely Held.

Ticker	Stock Name	Funds Invested %	Average Weight	Vs Benchmark	Fund AUM, \$
2330-TW	Taiwan Semiconductor Manuf..	95.51%	7.44%	0.37%	\$4,982M
2454-TW	MediaTek Inc	50.56%	0.83%	0.22%	\$741M
2308-TW	Delta Electronics, Inc.	22.47%	0.32%	-0.02%	\$138M
6415-TW	Silergy Corp.	20.22%	0.20%	0.10%	\$94M
2317-TW	Hon Hai Precision Industry Co...	19.10%	0.33%	-0.35%	\$131M
5871-TW	Chailease Holding Co. Ltd.	16.85%	0.24%	0.06%	\$192M
2395-TW	Advantech Co., Ltd.	15.73%	0.26%	0.18%	\$69M
3023-TW	SINBON Electronics Co., Ltd.	12.36%	0.19%	0.19%	\$26M
3037-TW	Unimicron Technology Corp.	10.11%	0.10%	0.00%	\$66M
2891-TW	CTBC Financial Holding Comp..	10.11%	0.11%	-0.11%	\$30M
2360-TW	Chroma Ate Inc.	10.11%	0.17%	0.17%	\$23M
4966-TW	Parade Technologies, Ltd.	8.99%	0.11%	0.06%	\$25M
3711-TW	ASE Technology Holding Co., L..	8.99%	0.12%	-0.06%	\$131M
2345-TW	Accton Technology Corp.	8.99%	0.12%	0.04%	\$124M
8069-TW	E Ink Holdings Inc.	7.87%	0.13%	0.05%	\$65M



Top Stock Holdings, %

Fund Name	Ticker	Stock Name	Weight (%)
EPIC Funds Plc - Oriental Focus Fund	3529-TW	eMemory Technology, ..	12.21%
Fidelity Active Strategy - Asia Fund	2330-TW	Taiwan Semiconducto..	11.00%
Handelsbanken Asien Tema	2330-TW	Taiwan Semiconducto..	10.50%
Nomura Fds. Ireland Plc - Asia (ex-Japa..	2330-TW	Taiwan Semiconducto..	10.42%
Sydneyinvest Fjernosten	2330-TW	Taiwan Semiconducto..	10.25%
Swedbank Robur Asienfond	2330-TW	Taiwan Semiconducto..	10.16%
T Rowe Price Asia Opportunities Fund	2330-TW	Taiwan Semiconducto..	10.02%
Fidelity Inv. Trust - Emerging Asia Fund	2330-TW	Taiwan Semiconducto..	9.97%
Fidelity Asia Fund	2330-TW	Taiwan Semiconducto..	9.90%
Pictet - Asian Equities (ex-Japan)	2330-TW	Taiwan Semiconducto..	9.83%
Aberdeen Asian Opportunities Fund	2330-TW	Taiwan Semiconducto..	9.82%
T Rowe Price New Asia Fund	2330-TW	Taiwan Semiconducto..	9.81%
T. Rowe Price Funds SICAV - Asian ex-J..	2330-TW	Taiwan Semiconducto..	9.49%
HSBC GIF - Asia (ex-Japan) Equity	2330-TW	Taiwan Semiconducto..	9.48%
Nordea Asian Stars Fund	2330-TW	Taiwan Semiconducto..	9.44%



Top Sector Holdings, %

Fund Name	Sector	Weight (%)
EPIC Funds Plc - Oriental Focus Fund	Information Technology	24.30%
Fidelity Active Strategy - Asia Fund	Information Technology	20.57%
Polar Capital Funds Plc - Asian Stars F..	Information Technology	18.87%
Hamon Asian Funds - Asia ESG Focus F..	Information Technology	17.68%
Fidelity Asia Fund	Information Technology	17.14%
Invesco Funds - Asia Opportunities Equi..	Information Technology	17.12%
Manulife Global Fund - Sustainable Asi..	Information Technology	16.50%
Vantobel Fund - mtX Sustainable Asian..	Information Technology	15.78%
Nordea Asian Stars Fund	Information Technology	15.43%
Jupiter Asian Fund	Information Technology	15.40%
Wealth Invest SK Invest Far East Equiti..	Information Technology	14.81%
Swedbank Robur Asienfond	Information Technology	14.80%
GS Funds - Asia Equity Portfolio	Information Technology	14.79%
Handelsbanken Asien Tema	Information Technology	14.62%
Morgan Stanley Invnt. Fds. - Sustainabl..	Information Technology	14.58%

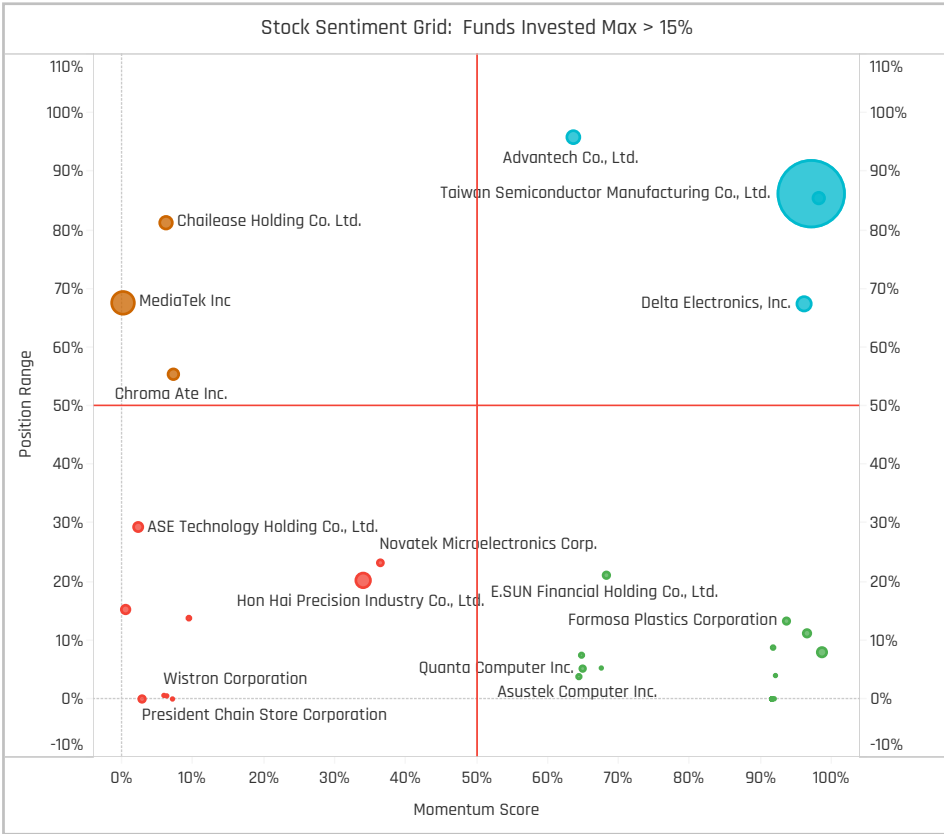
Top Stock Holdings, \$

Fund Name	Ticker	Stock Name	Amount (\$)
Schroder ISF - Asian Opportunities	2330-TW	Taiwan Semiconductor ..	\$541M
Veritas Funds Plc - Asian Fund	2330-TW	Taiwan Semiconductor ..	\$463M
Fidelity Invnt. Funds - Asia Fund	2330-TW	Taiwan Semiconductor ..	\$390M
Matthews Pacific Tiger Fund	2330-TW	Taiwan Semiconductor ..	\$359M
T Rowe Price New Asia Fund	2330-TW	Taiwan Semiconductor ..	\$286M
iShares Tr. - MSCI All Country Asia ex-J..	2330-TW	Taiwan Semiconductor ..	\$228M
FTIF SICAV - Asian Growth Fund	2330-TW	Taiwan Semiconductor ..	\$202M
Schroder Asian Alpha Plus Fund	2330-TW	Taiwan Semiconductor ..	\$186M
Baillie Gifford Overseas Growth Fund - ..	2330-TW	Taiwan Semiconductor ..	\$154M
Schroder Asian Growth Fund	2330-TW	Taiwan Semiconductor ..	\$152M
Hermes Invnt. Funds - Asia (ex-Japan) E..	3711-TW	ASE Technology Holding ..	\$111M
Fidelity Inv. Trust - Emerging Asia Fund	2330-TW	Taiwan Semiconductor ..	\$105M
Pictet - Asian Equities (ex-Japan)	2330-TW	Taiwan Semiconductor ..	\$96M
Schroder ISF - Asian Opportunities	2454-TW	MediaTek Inc	\$96M
Fidelity Funds SICAV - Asian Equity Fun..	2330-TW	Taiwan Semiconductor ..	\$94M

Largest Changes in Fund Weight, %

Fund Name	New or C..	Change
Maple-Brown Abbott Funds Plc - ..		8.64%
Invesco Funds - Asia Opportuniti..		3.56%
Eastspring Investments - Asian ..		3.24%
Fidelity Funds SICAV - Asian Equ..		2.30%
TT International Funds Plc - Asia..		1.88%
JKC Fund - La Francaise JKC Asi..		1.79%
PineBridge Global Funds - Asia (.		1.40%
HSBC GIF - Asia (ex-Japan) Equi..		-2.41%
NESTOR-FONDS - Nestor Fernost.. Close		-2.67%
Janus Henderson Asia Equity Fu..		-2.97%
Matthews Asia Funds - Asia (ex-..		-3.54%
BlackRock Global Funds - Asian ..		-3.56%
Ninety One Glb. Strat. Fd. - Asia..		-5.27%
Spaengler IQAM Asia Stock		-6.28%

Ave Wgt Δ	Funds Invested Δ	Fund Flows, \$	Av Wgt vs AAXJ Δ	Funds O/W % Δ
-0.50%	-1.12%	(\$378M)	-0.02%	2.25%



Aggregate Stock Holdings Changes

Ticker	Stock Name	Funds Invested % Δ	Average Weight Δ	Fund Flows, \$
3533-TW	Lotes Co., Ltd	3.37%	0.02%	\$7M
3023-TW	SINBON Electronics Co., Ltd.	3.37%	0.02%	\$9M
3008-TW	LARGAN Precision Co., Ltd.	3.37%	0.02%	\$15M
8069-TW	E Ink Holdings Inc.	2.25%	0.03%	\$7M
6409-TW	Voltronic Power Technology Co..	2.25%	0.02%	\$2M
5274-TW	ASPEED Technology, Inc.	2.25%	0.02%	\$4M
1477-TW	Makalot Industrial Co., Ltd.	2.25%	0.02%	\$4M
3711-TW	ASE Technology Holding Co., Lt..	-2.25%	-0.03%	(\$9M)
2912-TW	President Chain Store Corpora..	-2.25%	-0.02%	(\$15M)
1590-TW	Artac International Group	-2.25%	-0.02%	(\$3M)
2891-TW	CTBC Financial Holding Compa..	-3.37%	-0.12%	(\$23M)
2379-TW	Realtek Semiconductor Corp	-3.37%	-0.01%	(\$6M)
3037-TW	Unimicron Technology Corp.	-4.49%	-0.07%	(\$10M)
2454-TW	MediaTek Inc	-5.62%	-0.10%	(\$40M)

Largest Fund Flows, \$

Fund Name	New or Cl..	Flow
Matthews Asia Funds - Asia (ex..		\$63M
Swedbank Robur Asienfond		\$33M
Fidelity Funds SICAV - Asian Eq..		\$25M
Eastspring Investments - Asian..		\$18M
Invesco Funds - Asia Opportuni..		\$15M
BL - Equities Asia		\$10M
Handelsbanken Asien Tema		\$6M
Vontobel Fund - mtX Sustainable..		(\$32M)
iShares Tr. - MSCI All Country A..		(\$39M)
BlackRock Global Funds - Asian ..		(\$40M)
Matthews Pacific Tiger Fund		(\$46M)
T Rowe Price New Asia Fund		(\$47M)
Ninety One Glb. Strat. Fd. - Asia..		(\$51M)
JPMorgan Fund ICVC - Asia Gro..		(\$54M)

Largest Fund Level Changes in Stock Weight, %

Fund Name	Stock Name	New ..	Change
Matthews Asia Funds - Asia (ex-Ja..	Taiwan Semiconductor M..	New	5.81%
Maple-Brown Abbott Funds Plc - A..	Taiwan Secom Co., Ltd.	New	4.19%
Maple-Brown Abbott Funds Plc - A..	Taiwan Semiconductor M..		3.46%
Invesco Funds - Asia Opportuniti..	Taiwan Semiconductor M..		3.06%
Matthews Asia Funds - Asia (ex-Ja..	E Ink Holdings Inc.	New	3.03%
Eastspring Investments - Asian Dy..	Hon Hai Precision Industr..	New	2.64%
PineBridge Global Funds - Asia (ex..	Silergy Corp.	New	2.63%
Nomura Fds. Ireland Plc - Asia (ex-..	MediaTek Inc	Close	-2.57%
Fidelity Active Strategy - Asia Fund	Hon Hai Precision Industr..	Close	-2.61%
NESTOR-FONDS - Nestor Fernost F..	Wistron Corporation	Close	-2.67%
Matthews Asia Funds - Asia (ex-Ja..	Brighten Optix Corp.		-3.03%
Matthews Asia Funds - Asia (ex-Ja..	VisEra Technologies Co., ..		-4.16%
Matthews Asia Funds - Asia (ex-Ja..	POYA International Co., L..		-4.98%
Matthews Asia Funds - Asia (ex-Ja..	CTBC Financial Holding C..	Close	-5.64%

Aggregate Country Holding Changes

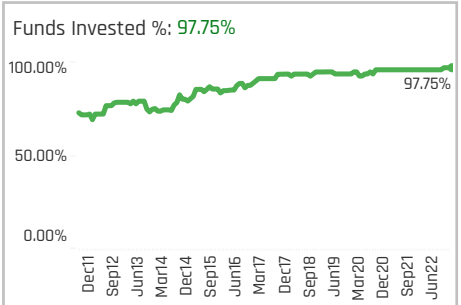
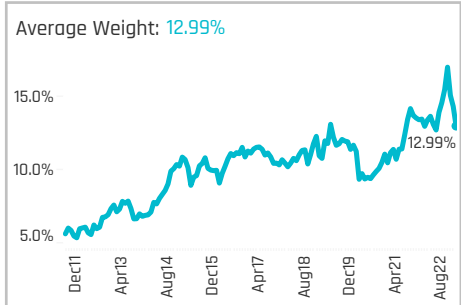
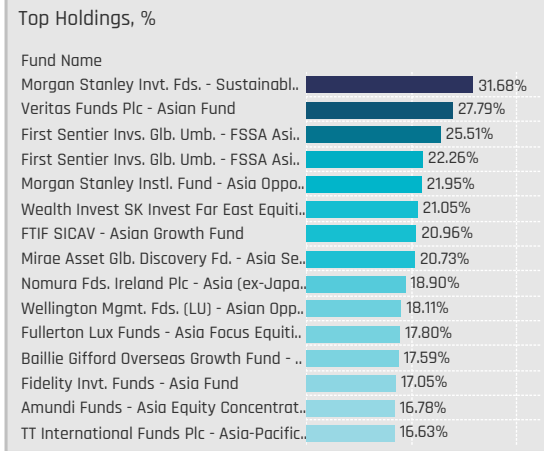
Sector	Change	Flow
Utilities	0.00%	0.00%
Real Estate	0.00%	0.00%
Health Care	0.00%	-0.01%
Energy	0.00%	0.00%
Consumer Discretionary	0.00%	0.00%
Information Technology	-1.12%	(\$299M)
Materials	-2.25%	(\$2M)
Financials	-2.25%	(\$25M)
Consumer Staples	-2.25%	0.01%
Communication Services	-2.25%	(\$8M)
Industrials	-3.37%	(\$43M)

Largest Changes in Fund Country Weight, %

Fund Name	New o..	Sector	Change
Matthews Asia Funds - Asia (ex-Jap..		Information Technology	6.44%
Invesco Funds - Asia Opportuniti..		Information Technology	6.05%
Maple-Brown Abbott Funds Plc - Asi.. New		Industrials	4.19%
Eastspring Investments - Asian Dyn..		Information Technology	2.84%
GAM Star Fund Plc - Asian Equity		Information Technology	2.32%
Fidelity Funds SICAV - Asian Equity ..		Information Technology	2.30%
Maple-Brown Abbott Funds Plc - Asi.. New		Consumer Staples	2.30%
Janus Henderson Asia Equity Fund		Information Technology	-2.97%
Nomura Fds. Ireland Plc - Asia (ex-J..		Information Technology	-3.44%
BlackRock Global Funds - Asian Gro..		Information Technology	-3.58%
Ninety One Glb. Strat. Fd. - Asian Eq..		Information Technology	-4.07%
Matthews Asia Funds - Asia (ex-Jap..		Consumer Discretionary	-4.98%
Spaengler IQAM Asia Stock		Information Technology	-5.37%
Matthews Asia Funds - Asia (ex-Jap.. Close		Financials	-5.64%

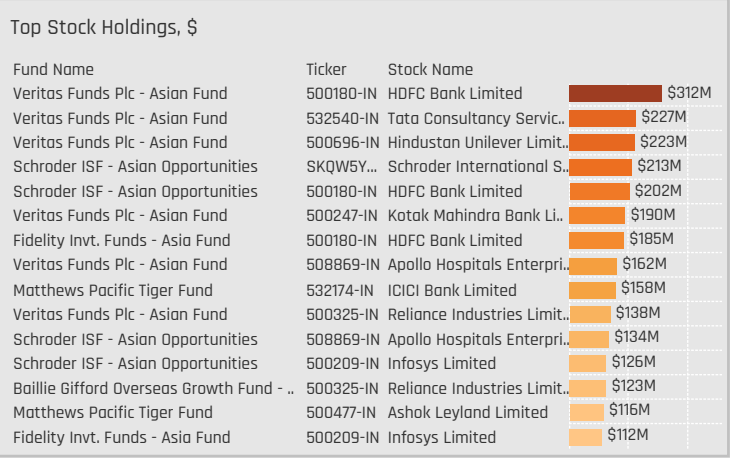
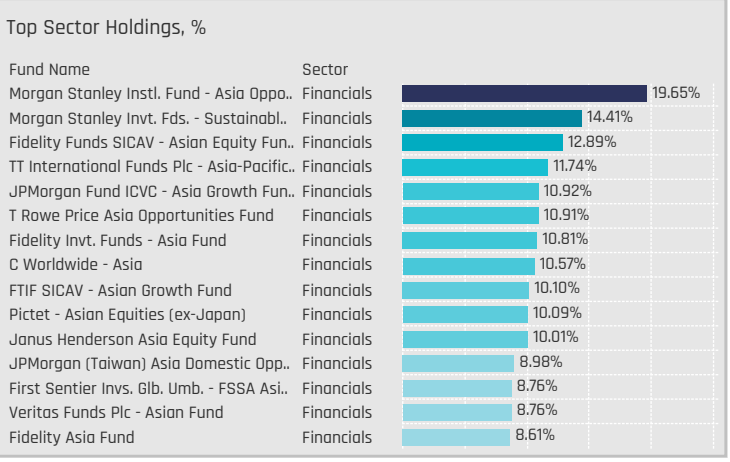
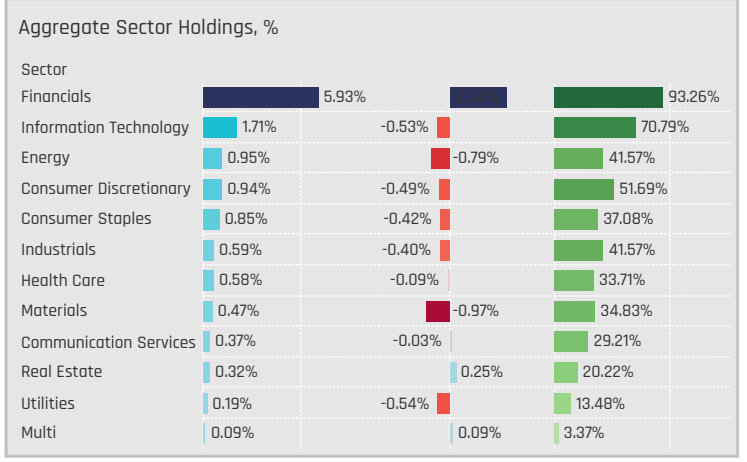
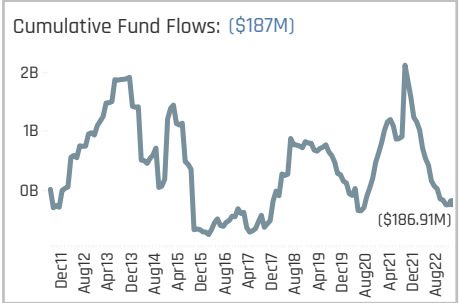
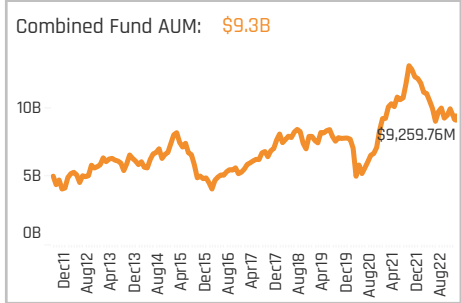
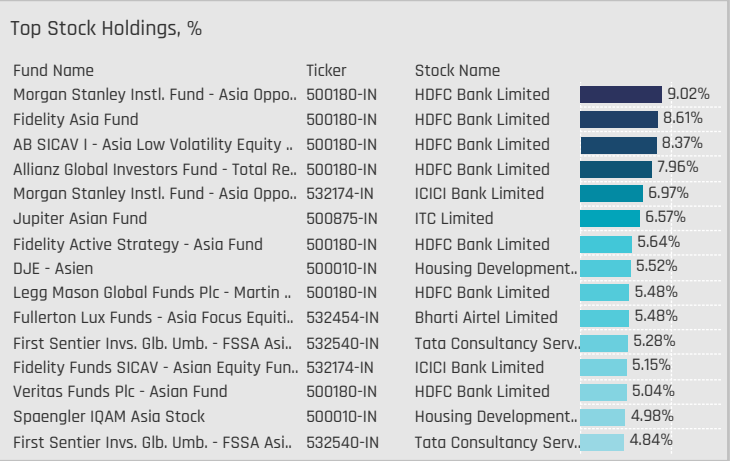
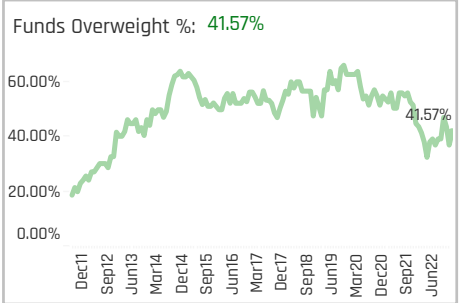
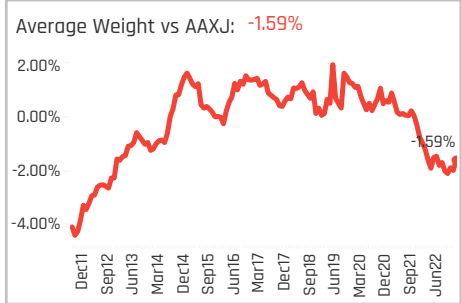
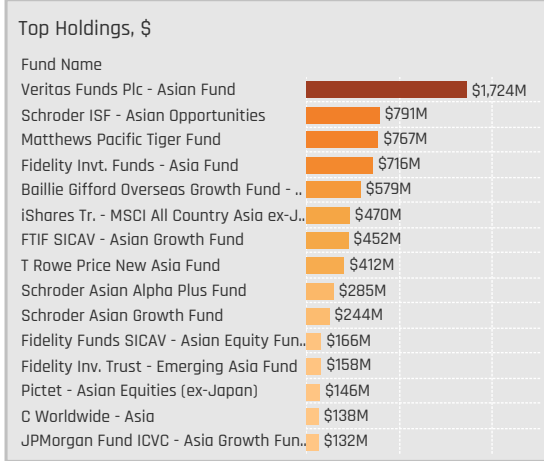
Largest Fund Level Stock Inflows/Outflows, \$

Fund Name	Stock Name	New..	Flow
Matthews Asia Funds - Asia (ex-Ja..	Taiwan Semiconductor M..	New	\$25M
Swedbank Robur Asienfond	Taiwan Semiconductor M..		\$24M
Matthews Asia Funds - Asia (ex-Ja..	E Ink Holdings Inc.	New	\$18M
Fidelity Funds SICAV - Asian Equity..	MediaTek Inc	New	\$13M
Invesco Funds - Asia Opportuniti..	Taiwan Semiconductor M..		\$12M
Fidelity Funds SICAV - Asian Equity..	Yageo Corporation	New	\$10M
Fidelity Invt. Funds - Asia Fund	Taiwan Semiconductor M..		\$9M
Fidelity Asia Fund	Hon Hai Precision Industr..	Close	(\$19M)
BlackRock Global Funds - Asian Gro..	Alchip Technologies Ltd.		(\$19M)
T Rowe Price New Asia Fund	Hon Hai Precision Industr..	Close	(\$19M)
Matthews Pacific Tiger Fund	Yageo Corporation		(\$19M)
Vontobel Fund - mtX Sustainable A..	Taiwan Semiconductor M..		(\$21M)
Ninety One Glb. Strat. Fd. - Asian E..	Hon Hai Precision Industr..	Close	(\$21M)
JPMorgan Fund ICVC - Asia Growth..	Taiwan Semiconductor M..		(\$25M)



Aggregate Stock Holdings Data, Ranked by Most Widely Held.

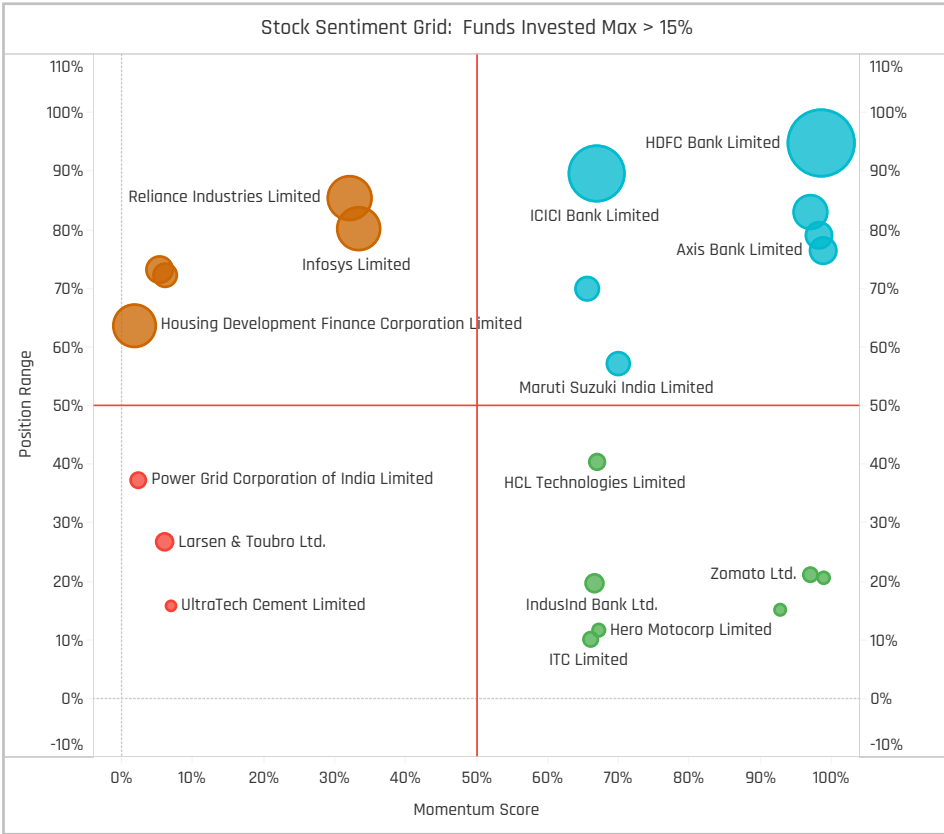
Ticker	Stock Name	Funds Invested %	Average Weight	Vs Benchmark	Fund AUM, \$
500180-IN	HDFC Bank Limited	61.80%	1.93%	1.93%	\$1,472M
532174-IN	ICICI Bank Limited	51.69%	1.35%	0.49%	\$995M
500209-IN	Infosys Limited	48.31%	0.80%	-0.23%	\$649M
500325-IN	Reliance Industries Limited	38.20%	0.84%	-0.60%	\$506M
500010-IN	Housing Development Financ..	29.21%	0.79%	-0.13%	\$462M
532540-IN	Tata Consultancy Services Li..	22.47%	0.50%	-0.12%	\$469M
532500-IN	Maruti Suzuki India Limited	20.22%	0.23%	0.01%	\$126M
500247-IN	Kotak Mahindra Bank Limited	17.98%	0.30%	0.11%	\$301M
532215-IN	Axis Bank Limited	15.73%	0.30%	-0.09%	\$204M
500696-IN	Hindustan Unilever Limited	15.73%	0.30%	-0.13%	\$287M
532454-IN	Bharti Airtel Limited	13.48%	0.24%	-0.11%	\$98M
540777-IN	HDFC Life Insurance Co. Ltd.	12.36%	0.15%	0.04%	\$153M
500520-IN	Mahindra & Mahindra Ltd.	12.36%	0.24%	0.00%	\$62M
543320-IN	Zomato Ltd.	11.24%	0.09%	0.05%	\$88M
532424-IN	Godrej Consumer Products Li..	11.24%	0.17%	0.09%	\$49M



Largest Changes in Fund Weight, %

Fund Name	New or C..	Change
Matthews Asia Funds - Asia (ex-...	New	5.71%
Prisma Asianavigator UI		3.62%
DJE - Asien		3.15%
Alquity SICAV - Asia Fund		2.00%
Allianz Global Investors Fund - T..		1.86%
Invesco Funds - Asia Opportuniti..		1.85%
Pictet - Asian Equities (ex-Japan)		1.80%
Franklin Asian Equity Fund		-3.48%
Mirae Asset Glb. Discovery Fd. - ..		-4.13%
Sydinvest Fjernosten		-4.40%
HSBC GIF - Asia (ex-Japan) Equi..		-4.51%
Natixis Intl. Fds. (Lux) I - Natixis ..		-4.54%
Fullerton Lux Funds - Asia Focus..		-5.91%
Maple-Brown Abbott Funds Plc -..		-8.82%

Ave Wgt Δ	Funds Invested Δ	Fund Flows, \$	Av Wgt vs AAXJ Δ	Funds O/W % Δ
-0.93%	1.12%	(\$277M)	0.20%	4.49%



Aggregate Stock Holdings Changes

Ticker	Stock Name	Funds Invested % Δ	Average Weight Δ	Fund Flows, \$
532174-IN	ICICI Bank Limited	6.74%	-0.06%	\$9M
500209-IN	Infosys Limited	3.37%	-0.15%	(\$67M)
MMYT-US	MakeMyTrip Ltd.	3.37%	0.03%	\$13M
532500-IN	Maruti Suzuki India Limited	3.37%	0.00%	(\$35M)
532215-IN	Axis Bank Limited	3.37%	0.02%	\$5M
500570-IN	Tata Motors Limited	3.37%	0.02%	\$18M
543412-IN	Star Health & Allied Insurance ..	2.25%	0.00%	\$18M
532898-IN	Power Grid Corporation of Indi..	-2.25%	-0.03%	(\$38M)
532777-IN	Info Edge India Ltd.	-2.25%	-0.03%	(\$20M)
532488-IN	Divi's Laboratories Limited	-2.25%	-0.02%	(\$2M)
507685-IN	Wipro Limited	-2.25%	-0.03%	(\$5M)
500470-IN	Tata Steel Limited	-2.25%	-0.04%	(\$3M)
500010-IN	Housing Development Finance ..	-2.25%	-0.06%	(\$68M)
500575-IN	Volta Limited	-3.37%	-0.05%	(\$9M)

Largest Fund Flows, \$

Fund Name	New or Cl..	Flow
FTIF SICAV - Asian Growth Fund		\$37M
Matthews Asia Funds - Asia (ex-...	New	\$32M
Fidelity Inv. Trust - Emerging As..		\$18M
Swedbank Robur Asienfond		\$13M
Eastspring Investments - Asian..		\$13M
Pictet - Asian Equities (ex-Japa..		\$13M
Invesco Funds - Asia Opportuniti..		\$10M
HSBC GIF - Asia (ex-Japan) Equi..		(\$18M)
Ninety One Glb. Strat. Fd. - Asia..		(\$20M)
Schroder Asian Alpha Plus Fund		(\$31M)
JPMorgan Fund ICVC - Asia Gro..		(\$34M)
iShares Tr. - MSCI All Country A..		(\$36M)
Schroder ISF - Asian Opportuniti..		(\$51M)
Fidelity Invt. Funds - Asia Fund		(\$79M)

Largest Fund Level Changes in Stock Weight, %

Fund Name	Stock Name	New ..	Change
First Sentier Invs. Glb. Umb. - FSSA..	Tata Consultancy Service..	New	5.28%
First Sentier Invs. Glb. Umb. - FSSA..	Tata Consultancy Service..	New	4.84%
Prisma Asianavigator UI	iShares MSCI India UCITS..	New	4.24%
Nomura Fds. Ireland Plc - Asia (ex-..	AU Small Finance Bank Li..	New	3.12%
Polar Capital Funds Plc - Asian Sta..	HDFC Bank Limited	New	2.54%
Sydinvest Fjernosten	HDFC Bank Limited	New	2.47%
PineBridge Global Funds - Asia (ex..	HDFC Bank Limited	New	2.40%
Fullerton Lux Funds - Asia Focus E..	ICICI Bank Limited		-3.18%
Nomura Fds. Ireland Plc - Asia (ex-..	HDFC Bank Limited	Close	-3.58%
Maple-Brown Abbott Funds Plc - A..	Reliance Industries Limit..	Close	-3.74%
Maple-Brown Abbott Funds Plc - A..	Housing Development Fin..	Close	-4.00%
Fullerton Lux Funds - Asia Focus E..	Reliance Industries Limit..		-4.89%
First Sentier Invs. Glb. Umb. - FSSA..	HDFC Bank Limited	Close	-5.14%
First Sentier Invs. Glb. Umb. - FSSA..	HDFC Bank Limited	Close	-5.43%

Aggregate Country Holding Changes

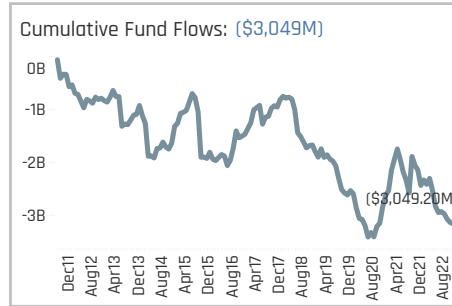
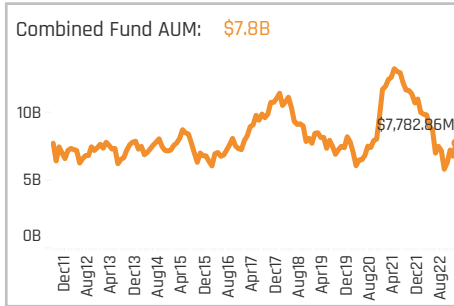
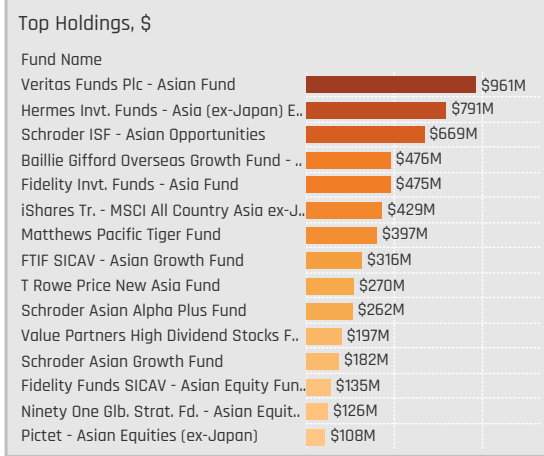
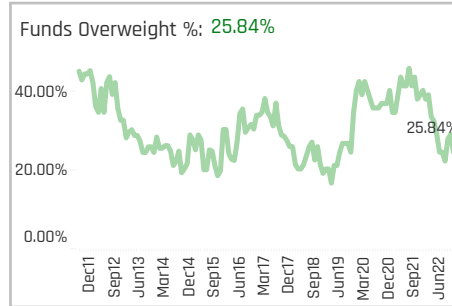
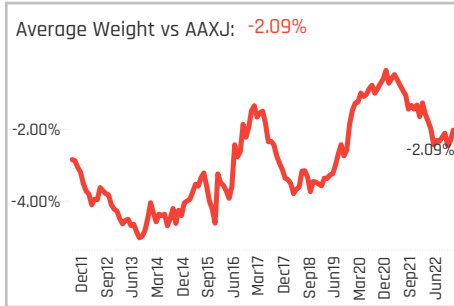
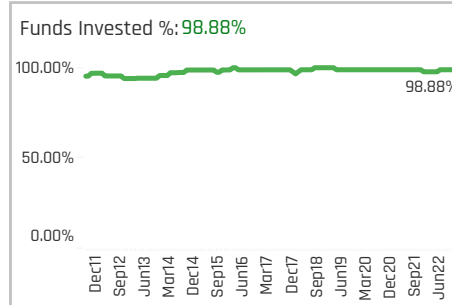
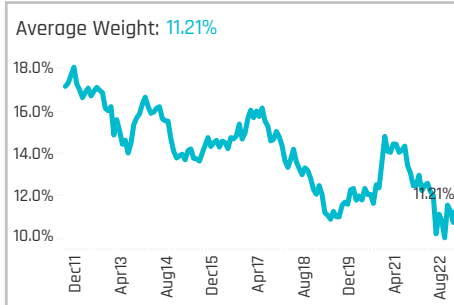
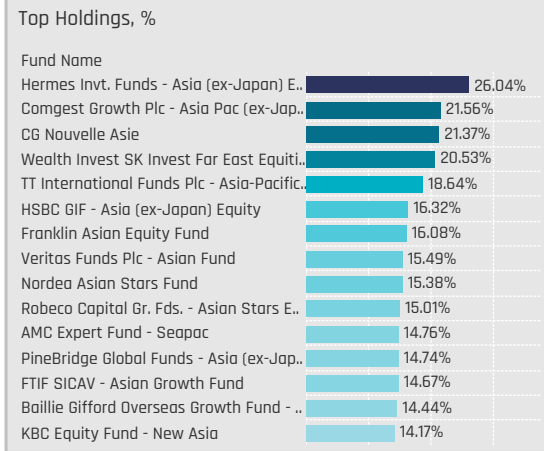
Sector	Change	Flow
Consumer Discretionary	2.25%	(\$35M)
Health Care	2.25%	\$27M
Energy	2.25%	(\$4M)
Materials	1.12%	(\$39M)
Multi	1.12%	\$0M
Financials	1.12%	(\$88M)
Utilities	0.00%	(\$32M)
Industrials	0.00%	(\$32M)
Consumer Staples	0.00%	(\$27M)
Communication Services	0.00%	(\$15M)
Real Estate	-1.12%	(\$18M)
Information Technology	-3.37%	(\$15M)

Largest Changes in Fund Country Weight, %

Fund Name	New o..	Sector	Change
First Sentier Invs. Glb. Umb. - FSSA ..		Information Technology	6.82%
First Sentier Invs. Glb. Umb. - FSSA ..		Information Technology	6.40%
Prisma Asianavigator UI	New	Multi	4.24%
PineBridge Global Funds - Asia (ex-J..		Financials	3.92%
Invesco Funds - Asia Opportunities ..	New	Consumer Discretionary	3.14%
Baring Eastern Trust	New	Consumer Discretionary	2.68%
Sydinvest Fjernosten		Financials	2.67%
Franklin Asian Equity Fund		Financials	-2.91%
Sydinvest Fjernosten		Consumer Staples	-2.91%
Fullerton Lux Funds - Asia Focus Eq..		Information Technology	-3.36%
Fullerton Lux Funds - Asia Focus Eq..		Energy	-4.89%
First Sentier Invs. Glb. Umb. - FSSA ..		Financials	-5.62%
Maple-Brown Abbott Funds Plc - Asi..	Close	Financials	-5.67%
First Sentier Invs. Glb. Umb. - FSSA ..		Financials	-5.80%

Largest Fund Level Stock Inflows/Outflows, \$

Fund Name	Stock Name	New..	Flow
FTIF SICAV - Asian Growth Fund	Reliance Industries Limit..	New	\$43M
Fidelity Inv. Trust - Emerging Asia F..	Zomato Ltd.		\$26M
FTIF SICAV - Asian Growth Fund	Apollo Hospitals Enterpri..	New	\$20M
FTIF SICAV - Asian Growth Fund	Zomato Ltd.		\$19M
Baillie Gifford Overseas Growth Fun..	Star Health & Allied Insur..	New	\$19M
First Sentier Invs. Glb. Umb. - FSSA ..	Tata Consultancy Service..	New	\$18M
Fidelity Funds SICAV - Asian Equity..	ICICI Bank Limited		\$15M
First Sentier Invs. Glb. Umb. - FSSA ..	HDFC Bank Limited	Close	(\$18M)
Schroder ISF - Asian Opportunities	Apollo Hospitals Enterpri..		(\$22M)
FTIF SICAV - Asian Growth Fund	UltraTech Cement Limited	Close	(\$24M)
Schroder ISF - Asian Opportunities	Infosys Limited		(\$32M)
Fidelity Invt. Funds - Asia Fund	Power Grid Corporation o..	Close	(\$35M)
Fidelity Invt. Funds - Asia Fund	Housing Development Fin..		(\$39M)
FTIF SICAV - Asian Growth Fund	Kotak Mahindra Bank Li..		(\$42M)

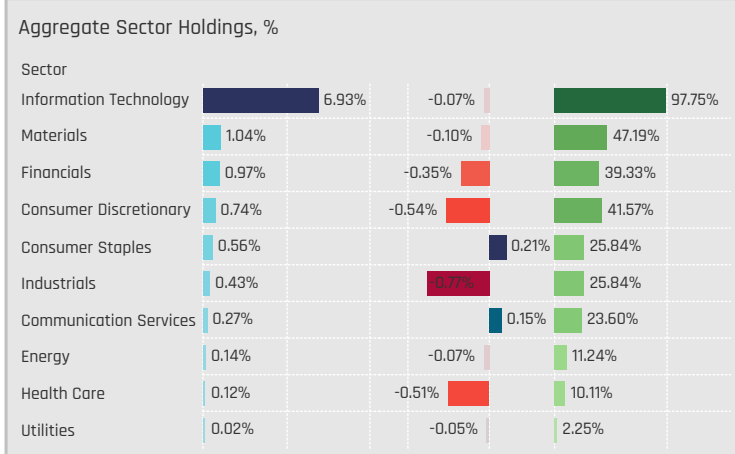


Aggregate Stock Holdings Data, Ranked by Most Widely Held.

Ticker	Stock Name	Funds Invested %	Average Weight	Vs Benchmark	Fund AUM, \$
005930-KR	Samsung Electronics Co., Ltd.	75.28%	3.95%	0.06%	\$3,249M
000660-KR	SK hynix Inc.	43.82%	0.83%	0.18%	\$351M
051910-KR	LG Chem Ltd.	32.58%	0.69%	0.24%	\$637M
006400-KR	Samsung SDI Co., Ltd	26.97%	0.50%	-0.01%	\$457M
035420-KR	NAVER Corp.	21.35%	0.31%	-0.05%	\$305M
005935-KR	Samsung Electronics Co Ltd P..	19.10%	0.62%	0.01%	\$397M
105560-KR	KB Financial Group Inc.	15.73%	0.29%	0.00%	\$199M
051900-KR	LG H&H Co., Ltd.	12.36%	0.22%	0.13%	\$57M
000270-KR	Kia Corp.	12.36%	0.19%	-0.04%	\$65M
086790-KR	Hana Financial Group Inc.	11.24%	0.23%	0.03%	\$55M
005380-KR	Hyundai Motor Company	11.24%	0.12%	-0.19%	\$91M
058470-KR	Leeno Industrial Inc.	10.11%	0.21%	0.21%	\$37M
055550-KR	Shinhan Financial Group Co., ..	10.11%	0.14%	-0.12%	\$71M
036570-KR	NCsoft Corporation	10.11%	0.14%	0.04%	\$30M
014680-KR	Hansol Chemical Co., Ltd	10.11%	0.16%	0.16%	\$31M

Top Stock Holdings, %

Fund Name	Ticker	Stock Name	Weight
Fidelity Funds SICAV - Asian Equity Fun..	005930-KR	Samsung Electronics ..	9.44%
BlackRock Global Funds - Asian Growth..	005930-KR	Samsung Electronics ..	9.17%
FTIF SICAV - Asian Growth Fund	005930-KR	Samsung Electronics ..	8.90%
Nordea Asian Stars Fund	005930-KR	Samsung Electronics ..	8.88%
Veritas Funds Plc - Asian Fund	005930-KR	Samsung Electronics ..	8.68%
Franklin Asian Equity Fund	005930-KR	Samsung Electronics ..	8.58%
Allianz Global Investors Fund - Total Re..	005930-KR	Samsung Electronics ..	8.40%
C Worldwide - Asia	005935-KR	Samsung Electronics ..	7.62%
Eastspring Investments - Asian Dynam..	005930-KR	Samsung Electronics ..	7.39%
Schroder Asian Alpha Plus Fund	005930-KR	Samsung Electronics ..	7.22%
Janus Henderson Asia Equity Fund	005930-KR	Samsung Electronics ..	7.11%
Aberdeen Asian Opportunities Fund	005935-KR	Samsung Electronics ..	7.10%
Spaengler IQAM Asia Stock	005930-KR	Samsung Electronics ..	7.00%
Syinvest Fjernosten	005935-KR	Samsung Electronics ..	6.94%
Hermes Inv. Funds - Asia (ex-Japan) E..	005930-KR	Samsung Electronics ..	6.86%



Top Sector Holdings, %

Fund Name	Sector	Weight
Nordea Asian Stars Fund	Information Technology	14.43%
Polar Capital Funds Plc - Asian Stars F..	Information Technology	13.29%
Schroder Asian Alpha Plus Fund	Information Technology	12.27%
Veritas Funds Plc - Asian Fund	Information Technology	12.04%
FTIF SICAV - Asian Growth Fund	Information Technology	11.45%
Franklin Asian Equity Fund	Information Technology	11.33%
Fidelity Funds SICAV - Asian Equity Fun..	Information Technology	11.27%
BlackRock Global Funds - Asian Growth..	Information Technology	11.04%
Spaengler IQAM Asia Stock	Information Technology	10.55%
Syinvest Fjernosten	Information Technology	10.35%
Waverton Inv. Fds. Plc - Asia Pacific Fu..	Information Technology	9.94%
GAM Star Fund Plc - Asian Equity	Information Technology	9.76%
Fidelity Inv. Funds - Asia Fund	Information Technology	9.72%
Eastspring Investments - Asian Dynam..	Information Technology	9.67%
Morgan Stanley Inv. Fds. - Sustainabl..	Information Technology	9.44%

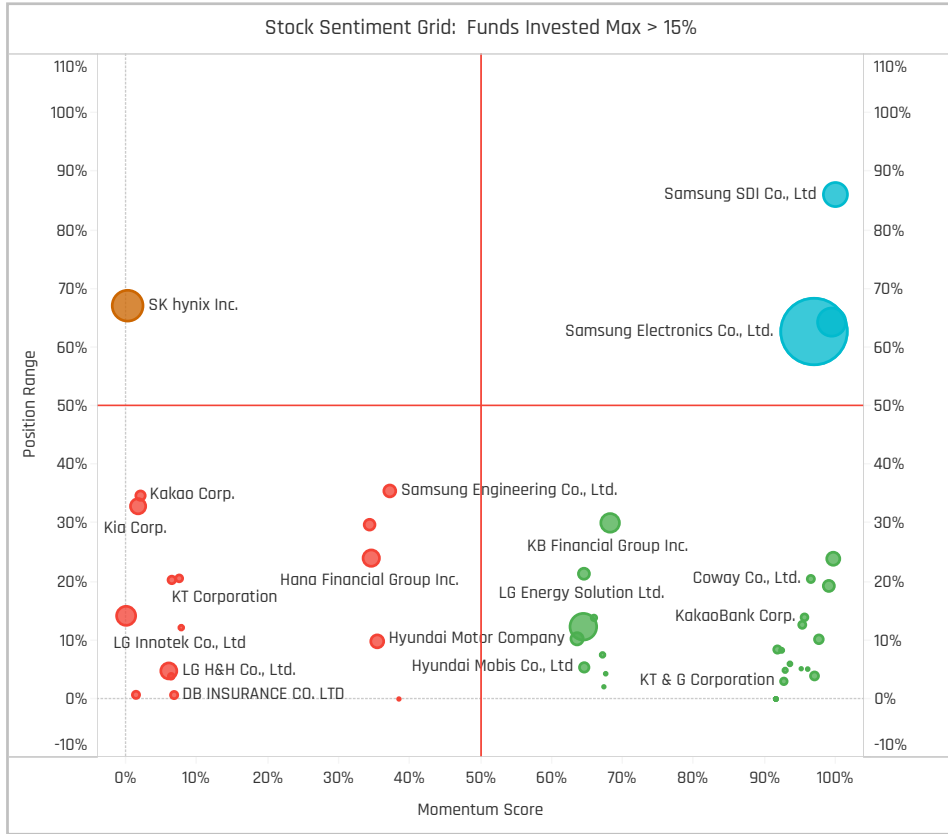
Top Stock Holdings, \$

Fund Name	Ticker	Stock Name	Value
Veritas Funds Plc - Asian Fund	005930-..	Samsung Electronics Co...	\$538M
Schroder ISF - Asian Opportunities	005930-..	Samsung Electronics Co...	\$381M
Fidelity Inv. Funds - Asia Fund	005930-..	Samsung Electronics Co...	\$270M
Veritas Funds Plc - Asian Fund	051910-KR	LG Chem Ltd.	\$214M
Hermes Inv. Funds - Asia (ex-Japan) E..	005930-..	Samsung Electronics Co...	\$209M
Veritas Funds Plc - Asian Fund	006400-..	Samsung SDI Co., Ltd	\$200M
Matthews Pacific Tiger Fund	005930-..	Samsung Electronics Co...	\$200M
FTIF SICAV - Asian Growth Fund	005930-..	Samsung Electronics Co...	\$192M
Schroder Asian Alpha Plus Fund	005930-..	Samsung Electronics Co...	\$145M
T Rowe Price New Asia Fund	005930-..	Samsung Electronics Co...	\$140M
Schroder ISF - Asian Opportunities	051910-KR	LG Chem Ltd.	\$135M
iShares Tr. - MSCI All Country Asia ex-J..	005930-..	Samsung Electronics Co...	\$126M
Schroder Asian Growth Fund	005930-..	Samsung Electronics Co...	\$115M
Baillie Gifford Overseas Growth Fund - ..	006400-..	Samsung SDI Co., Ltd	\$114M
Hermes Inv. Funds - Asia (ex-Japan) E..	105560-K..	KB Financial Group Inc.	\$112M

Largest Changes in Fund Weight, %

Fund Name	New or C..	Change
Prisma Asianavigator UI		4.25%
Sydinvest Fjernosten		4.09%
Hermes Invt. Funds - Asia (ex-Ja..		2.79%
Franklin Asian Equity Fund		2.53%
PineBridge Global Funds - Asia (..		2.51%
Legg Mason Global Funds Plc - ..		2.40%
T. Rowe Price Funds SICAV - Asi..		2.12%
BlackRock Global Funds - Asian ..		-1.72%
Matthews Pacific Tiger Fund		-1.81%
LO Funds - Asia High Conviction		-2.37%
DJE - Asien		-2.47%
Matthews Asia Funds - Asia (ex-..		-2.65%
Maple-Brown Abbott Funds Plc - ..		-6.08%
Invesco Funds - Asia Opportuniti..		-6.53%

Ave Wgt Δ	Funds Invested Δ	Fund Flows, \$	Av Wgt vs AAXJ Δ	Funds O/W % Δ
0.04%	0.00%	(\$129M)	0.24%	1.12%



Aggregate Stock Holdings Changes

Ticker	Stock Name	Funds Invested % Δ	Average Weight Δ	Fund Flows, \$
006400-KR	Samsung SDI Co., Ltd	6.74%	0.19%	\$23M
036570-KR	NCSoft Corporation	3.37%	0.06%	\$6M
035900-KR	JYP Entertainment Corp	3.37%	0.02%	\$6M
282330-KR	BGF retail CO., LTD.	2.25%	0.03%	\$8M
090430-KR	Amorepacific Corp.	2.25%	0.04%	\$22M
064760-KR	Tokai Carbon Korea Co., Ltd.	2.25%	0.01%	\$2M
051910-KR	LG Chem Ltd.	2.25%	0.16%	\$15M
241560-KR	Doosan Bobcat Inc.	-2.25%	-0.01%	(\$32M)
086790-KR	Hana Financial Group Inc.	-2.25%	0.04%	(\$7M)
035720-KR	Kakao Corp.	-2.25%	-0.04%	(\$15M)
000270-KR	Kia Corp.	-2.25%	-0.07%	(\$16M)
005490-KR	POSCO Holdings Inc.	-3.37%	-0.02%	(\$6M)
000660-KR	SK hynix Inc.	-4.49%	-0.09%	(\$37M)
035420-KR	NAVER Corp.	-15.73%	-0.29%	(\$82M)

Largest Fund Flows, \$

Fund Name	New or Cl..	Flow
Hermes Invt. Funds - Asia (ex-J..		\$87M
T Rowe Price New Asia Fund		\$52M
Swedbank Robur Asienfond		\$27M
Matthews Asia Funds - Asia (ex..		\$25M
Eastspring Investments - Asian..		\$16M
Fidelity Inv. Trust - Emerging As..		\$16M
Fidelity Funds SICAV - Asian Eq..		\$14M
AB FCP I - Asia (ex-Japan) Equi..		(\$24M)
Fidelity Invt. Funds - Asia Fund		(\$25M)
BlackRock Global Funds - Asian ..		(\$27M)
JPMorgan Fund ICVC - Asia Gro..		(\$28M)
iShares Tr. - MSCI All Country A..		(\$32M)
Schroder ISF - Asian Opportunit..		(\$39M)
Matthews Pacific Tiger Fund		(\$82M)

Largest Fund Level Changes in Stock Weight, %

Fund Name	Stock Name	New ..	Change
Prisma Asianavigator UI	Samsung Electronics Co...		3.75%
PineBridge Global Funds - Asia (ex..	Samsung SDI Co., Ltd	New	3.63%
AB FCP I - Asia (ex-Japan) Equity ..	SK hynix Inc.	New	3.35%
Matthews Asia Funds - Asia (ex-Ja..	Samsung Electronics Co...	New	2.88%
Eastspring Investments - Asian Dy..	Hyundai Mobis Co., Ltd	New	2.59%
Maple-Brown Abbott Funds Plc - A..	S-1 Corporation	New	2.37%
T Rowe Price Asia Opportunities F..	Samsung Electronics Co...		2.27%
LO Funds - Asia High Conviction	NAVER Corp.	Close	-2.54%
DJE - Asien	Samsung Electronics Co...		-2.63%
Eastspring Investments - Asian Dy..	Hyundai Motor Company	Close	-2.97%
Fullerton Lux Funds - Asia Focus E..	Samsung Electronics Co...		-3.16%
Invesco Funds - Asia Opportunities..	Samsung Electronics Co...		-3.59%
Matthews Asia Funds - Asia (ex-Ja..	LG Energy Solution Ltd.		-3.96%
Maple-Brown Abbott Funds Plc - A..	Samsung Electronics Co...		-4.60%

Aggregate Country Holding Changes

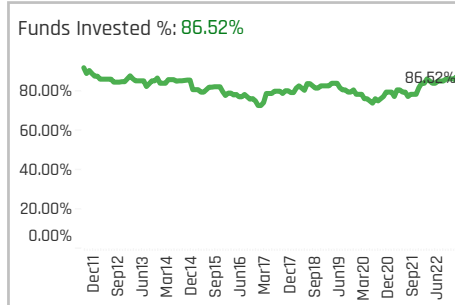
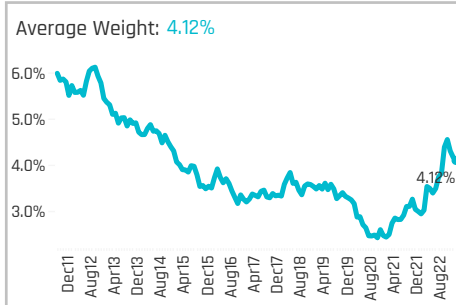
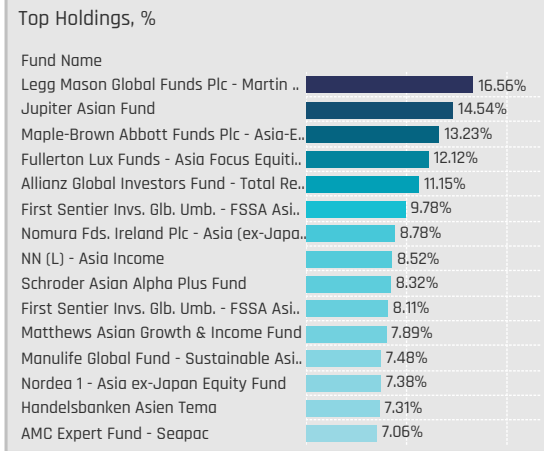
Sector	Change	Flow
Industrials	3.37%	(\$26M)
Health Care	2.25%	\$4M
Communication Services	2.25%	(\$29M)
Financials	1.12%	\$2M
Information Technology	1.12%	(\$97M)
Real Estate	0.00%	\$0M
Multi	0.00%	
Materials	0.00%	(\$11M)
Consumer Discretionary	0.00%	\$27M
Consumer Staples	-1.12%	\$15M
Utilities	-1.12%	(\$4M)
Energy	-2.25%	(\$10M)

Largest Changes in Fund Country Weight, %

Fund Name	New o..	Sector	Change
Sydinvest Fjernosten		Information Technology	4.71%
Prisma Asianavigator UI		Information Technology	4.01%
PineBridge Global Funds - Asia (ex-J..		Information Technology	3.45%
AB FCP I - Asia (ex-Japan) Equity Pa..	New	Information Technology	3.35%
TT International Funds Plc - Asia-Pa..		Materials	2.42%
Maple-Brown Abbott Funds Plc - Asi..	New	Industrials	2.37%
Maple-Brown Abbott Funds Plc - Asi..	New	Communication Services	2.24%
AB FCP I - Asia (ex-Japan) Equity Pa..		Consumer Discretionary	-2.22%
DJE - Asien		Information Technology	-2.47%
LO Funds - Asia High Conviction		Information Technology	-2.75%
Maple-Brown Abbott Funds Plc - Asi..	Close	Financials	-2.90%
Maple-Brown Abbott Funds Plc - Asi..		Information Technology	-4.60%
Matthews Asia Funds - Asia (ex-Jap..		Industrials	-4.86%
Invesco Funds - Asia Opportuniti..		Information Technology	-6.03%

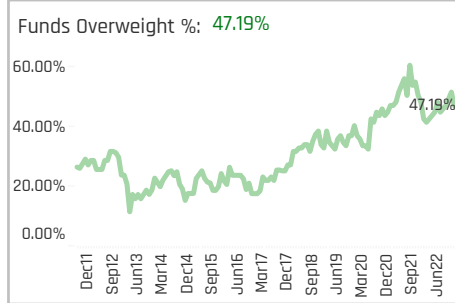
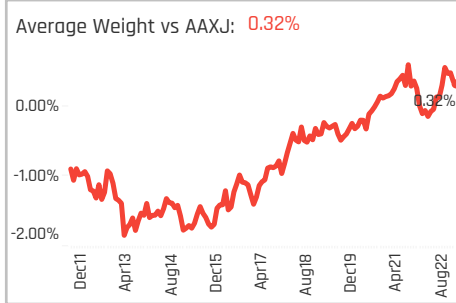
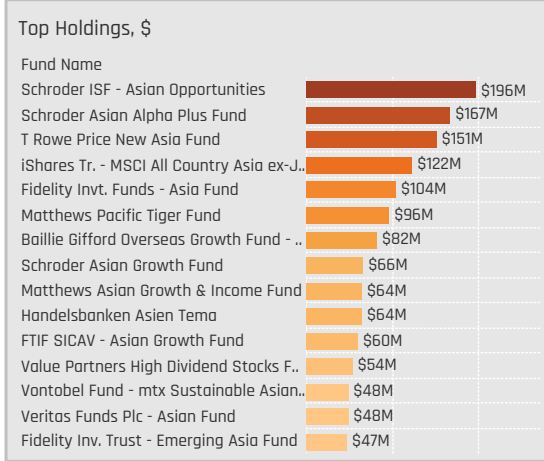
Largest Fund Level Stock Inflows/Outflows, \$

Fund Name	Stock Name	New..	Flow
T Rowe Price New Asia Fund	Samsung Electronics Co...		\$42M
Hermes Invt. Funds - Asia (ex-Japa..	Hyundai Mobis Co., Ltd	New	\$18M
Fidelity Funds SICAV - Asian Equity..	Samsung Electronics Co...		\$18M
T Rowe Price New Asia Fund	Amorepacific Corp.	New	\$17M
FTIF SICAV - Asian Growth Fund	Samsung SDI Co., Ltd	New	\$14M
Matthews Asia Funds - Asia (ex-Ja..	Samsung Electronics Co...	New	\$14M
Hermes Invt. Funds - Asia (ex-Japa..	Hyundai Motor Co Ltd Pf..		\$14M
Fidelity Invt. Funds - Asia Fund	SK hynix Inc.		(\$19M)
Matthews Pacific Tiger Fund	Sk le Technology Co., Ltd.	Close	(\$22M)
Pictet - Asian Equities (ex-Japan)	Hyundai Mobis Co., Ltd	Close	(\$22M)
Schroder ISF - Asian Opportunities	Samsung Electronics Co...		(\$27M)
FTIF SICAV - Asian Growth Fund	NAVER Corp.	Close	(\$28M)
Matthews Pacific Tiger Fund	Big Hit Entertainment Co...	Close	(\$30M)
Matthews Pacific Tiger Fund	Doosan Bobcat Inc.	Close	(\$31M)



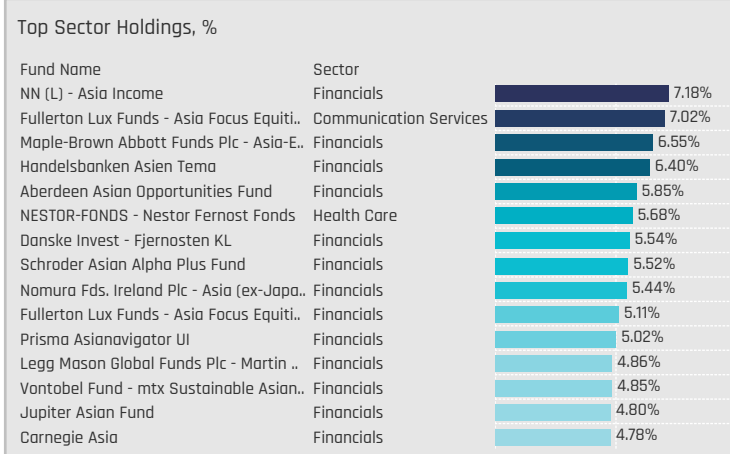
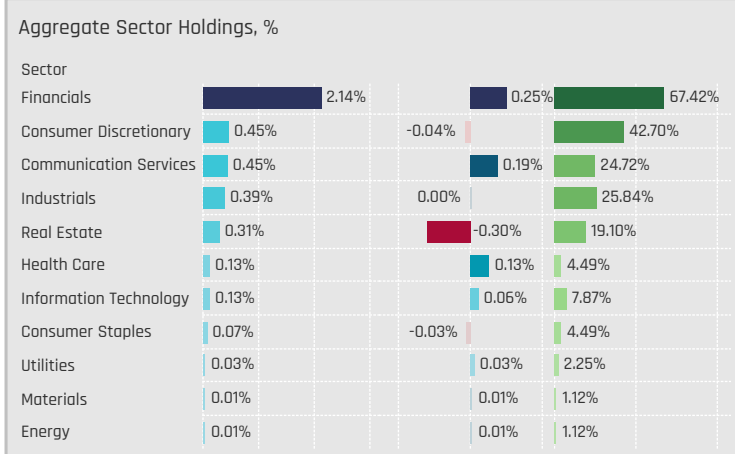
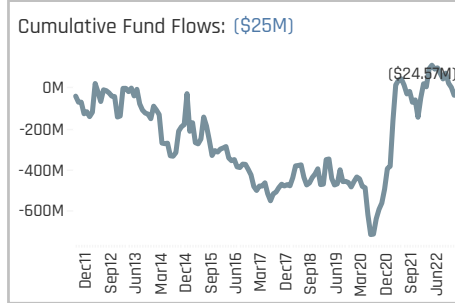
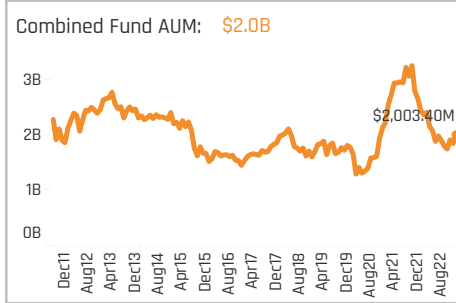
Aggregate Stock Holdings Data, Ranked by Most Widely Held.

Ticker	Stock Name	Funds Invested %	Average Weight	Vs Benchmark	Fund AUM, \$
D05-SG	DBS Group Holdings Ltd	47.19%	1.19%	0.38%	\$470M
SE-US	Sea Ltd. (Singapore) Sponsor..	37.08%	0.33%	-0.06%	\$278M
Z74-SG	Singapore Telecommunicatio..	24.72%	0.45%	0.19%	\$129M
U11-SG	United Overseas Bank Ltd. (Si..	24.72%	0.54%	0.10%	\$294M
O39-SG	Oversea-Chinese Banking Cor..	16.85%	0.29%	-0.25%	\$335M
9C1-SG	CapitaLand Investment Limit..	7.87%	0.09%	-0.04%	\$44M
V03-SG	Venture Corporation Limited	6.74%	0.13%	0.06%	\$114M
GRAB-US	Grab Holdings Ltd. (Singapore..	5.62%	0.10%	0.02%	\$35M
C38U-SG	CapitaLand Integrated Comm..	5.62%	0.07%	-0.07%	\$56M
C09-SG	City Developments Limited	5.62%	0.07%	0.02%	\$10M
S68-SG	Singapore Exchange Ltd.	4.49%	0.06%	-0.03%	\$35M
S63-SG	Singapore Technologies Engin..	4.49%	0.10%	0.02%	\$19M
OVB-SG	Sheng Siong Group Ltd.	4.49%	0.07%	0.07%	\$10M
C6L-SG	Singapore Airlines Ltd.	4.49%	0.05%	-0.04%	\$7M
C07-SG	Jardine Cycle & Carriage Limi..	4.49%	0.11%	0.08%	\$14M



Top Stock Holdings, %

Fund Name	Ticker	Stock Name	Weight
Fullerton Lux Funds - Asia Focus Equiti..	Z74-SG	Singapore Telecommu..	7.02%
NN (L) - Asia Income	U11-SG	United Overseas Bank..	5.82%
NESTOR-FONDS - Nestor Fernost Funds	BSL-SG	Raffles Medical Group ..	5.68%
Nomura Fds. Ireland Plc - Asia (ex-Japa..	D05-SG	DBS Group Holdings L..	5.44%
Fullerton Lux Funds - Asia Focus Equiti..	U11-SG	United Overseas Bank..	5.11%
Legg Mason Global Funds Plc - Martin ..	U11-SG	United Overseas Bank..	4.86%
Vontobel Fund - mtx Sustainable Asian..	D05-SG	DBS Group Holdings L..	4.85%
Jupiter Asian Fund	D05-SG	DBS Group Holdings L..	4.80%
Handelsbanken Asien Tema	D05-SG	DBS Group Holdings L..	4.70%
Waverton Inv. Fds. Plc - Asia Pacific Fu..	U11-SG	United Overseas Bank..	4.64%
Legg Mason Global Funds Plc - Martin ..	Z74-SG	Singapore Telecommu..	4.28%
Maple-Brown Abbott Funds Plc - Asia-E..	D05-SG	DBS Group Holdings L..	4.22%
Jupiter Asian Fund	Z74-SG	Singapore Telecommu..	4.12%
Legg Mason Global Funds Plc - Martin ..	V03-SG	Venture Corporation L..	3.97%
Invesco Funds - Asia Opportunities Equ..	D05-SG	DBS Group Holdings L..	3.75%



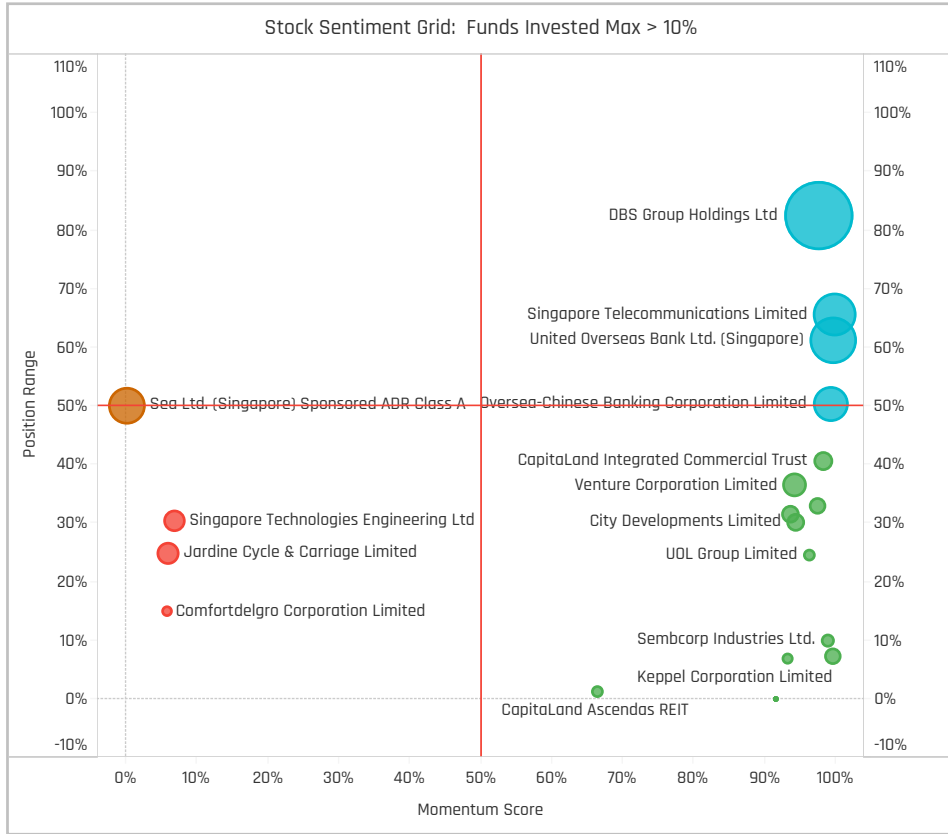
Top Stock Holdings, \$

Fund Name	Ticker	Stock Name	Value
Schroder ISF - Asian Opportunities	O39-SG	Oversea-Chinese Bankin..	\$166M
Fidelity Inv. Funds - Asia Fund	U11-SG	United Overseas Bank Lt..	\$91M
T Rowe Price New Asia Fund	D05-SG	DBS Group Holdings Ltd	\$87M
Matthews Pacific Tiger Fund	V03-SG	Venture Corporation Lim..	\$83M
Baillie Giffard Overseas Growth Fund - ..	SE-US	Sea Ltd. (Singapore) Sp..	\$64M
Vontobel Fund - mtx Sustainable Asian..	D05-SG	DBS Group Holdings Ltd	\$48M
Veritas Funds Plc - Asian Fund	SE-US	Sea Ltd. (Singapore) Sp..	\$48M
Schroder Asian Alpha Plus Fund	O39-SG	Oversea-Chinese Bankin..	\$48M
FTIF SICAV - Asian Growth Fund	D05-SG	DBS Group Holdings Ltd	\$47M
Schroder Asian Growth Fund	O39-SG	Oversea-Chinese Bankin..	\$47M
Handelsbanken Asien Tema	D05-SG	DBS Group Holdings Ltd	\$41M
T Rowe Price New Asia Fund	C38U-SG	CapitaLand Integrated C..	\$40M
Schroder Asian Alpha Plus Fund	U11-SG	United Overseas Bank Lt..	\$34M
Schroder ISF - Asian Opportunities	SE-US	Sea Ltd. (Singapore) Sp..	\$30M
Schroder Asian Alpha Plus Fund	S68-SG	Singapore Exchange Ltd.	\$29M

Largest Changes in Fund Weight, %

Fund Name	New or C..	Change
Maple-Brown Abbott Funds Plc - ..		5.01%
NESTOR-FONDS - Nestor Fernost..		4.78%
Carnegie Asia	New	3.56%
DJE - Asien		3.36%
GAM Star Fund Plc - Asian Equity		3.31%
First Sentier Invs. Glb. Umb. - FS..		2.62%
Lansforsakringar Asienfonden		-1.27%
BlackRock Global Funds - Asian ..		-1.55%
T Rowe Price Asia Opportunities ..		-1.56%
Matthews Pacific Tiger Fund		-1.97%
Swedbank Robur Asienfond		-3.35%
SEB Asia (ex-Japan) Fund		-3.72%
Eastspring Investments - Asian ..		-5.26%
Matthews Asia Funds - Asia (ex-..		

Ave Wgt Δ	Funds Invested Δ	Fund Flows, \$	Av Wgt vs AAXJ Δ	Funds O/W % Δ
0.36%	1.12%	(\$96M)	0.19%	2.25%



Aggregate Stock Holdings Changes

Ticker	Stock Name	Funds Invested % Δ	Average Weight Δ	Fund Flows, \$
Z74-SG	Singapore Telecommunication..	5.62%	0.08%	\$22M
U11-SG	United Overseas Bank Ltd. (Sin..	3.37%	0.06%	\$0M
O39-SG	Oversea-Chinese Banking Corp..	3.37%	0.03%	(\$20M)
BN4-SG	Keppel Corporation Limited	3.37%	0.05%	\$24M
U96-SG	Sembcorp Industries Ltd.	2.25%	0.03%	\$4M
OVB-SG	Sheng Siong Group Ltd.	2.25%	0.05%	\$4M
D05-SG	DBS Group Holdings Ltd	2.25%	0.15%	(\$42M)
S63-SG	Singapore Technologies Engin..	-1.12%	-0.01%	(\$1M)
N2IU-SG	Mapletree Pan Asia Commerci..	-1.12%	0.00%	\$0M
C52-SG	Comfortdelgro Corporation Li..	-1.12%	-0.04%	(\$20M)
C07-SG	Jardine Cycle & Carriage Limit..	-1.12%	-0.03%	\$0M
1H4-SG	Memories Group Limited	-1.12%	0.00%	\$0M
J85-SG	CDL Hospitality Trusts	-2.25%	0.00%	\$0M
SE-US	Sea Ltd. (Singapore) Sponsore..	-5.62%	-0.12%	(\$32M)

Largest Fund Flows, \$

Fund Name	New or Cl..	Flow
LO Funds - Asia High Conviction		\$12M
First Sentier Invs. Glb. Umb. - F..		\$10M
FTIF SICAV - Asian Growth Fund		\$7M
Fidelity Inv. Trust - Emerging AS..		\$7M
Ninety One Glb. Strat. Fd. - Asia..		\$6M
Carnegie Asia	New	\$5M
Nordea Asian Stars Fund		\$4M
iShares Tr. - MSCI All Country A..		(\$7M)
SEB Asia (ex-Japan) Fund		(\$8M)
Pictet - Asian Equities (ex-Japa..		(\$8M)
Schroder ISF - Asian Opportunit..		(\$10M)
JPMorgan Fund ICVC - Asia Gro..		(\$10M)
BlackRock Global Funds - Asian ..		(\$19M)
Matthews Pacific Tiger Fund		(\$24M)

Largest Fund Level Changes in Stock Weight, %

Fund Name	Stock Name	New ..	Change
NESTOR-FONDS - Nestor Fernost F..	Raffles Medical Group Ltd		5.35%
Maple-Brown Abbott Funds Plc - A..	DBS Group Holdings Ltd	New	4.22%
Carnegie Asia	DBS Group Holdings Ltd	New	3.71%
Maple-Brown Abbott Funds Plc - A..	CapitaLand Integrated C..	New	3.57%
Maple-Brown Abbott Funds Plc - A..	Sheng Siong Group Ltd.	New	3.11%
Maple-Brown Abbott Funds Plc - A..	Singapore Exchange Ltd.	New	2.33%
First Sentier Invs. Glb. Umb. - FSSA..	Oversea-Chinese Banking..	New	2.28%
Matthews Pacific Tiger Fund	SATS Ltd		-1.76%
Maple-Brown Abbott Funds Plc - A..	Jardine Cycle & Carriage ..	Close	-1.77%
Sydneyinvest Fjernosten	DBS Group Holdings Ltd		-1.79%
Pictet - Asian Equities (ex-Japan)	Sea Ltd. (Singapore) Spo..	Close	-1.84%
Spaengler IQAM Asia Stock	DBS Group Holdings Ltd		-1.91%
Eastspring Investments - Asian Dy..	Oversea-Chinese Banking..	Close	-3.75%
Matthews Asia Funds - Asia (ex-Ja..	SATS Ltd		-5.26%

Aggregate Country Holding Changes

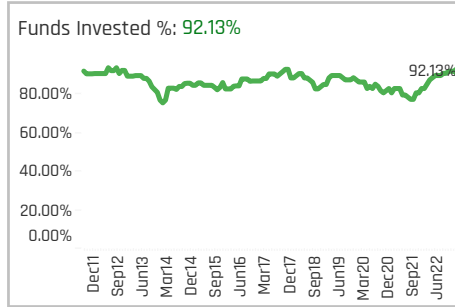
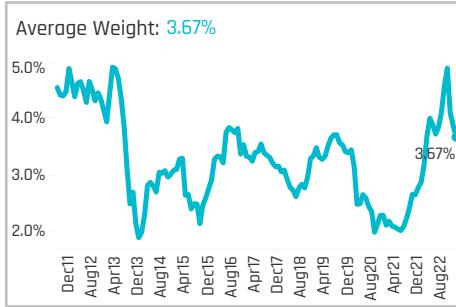
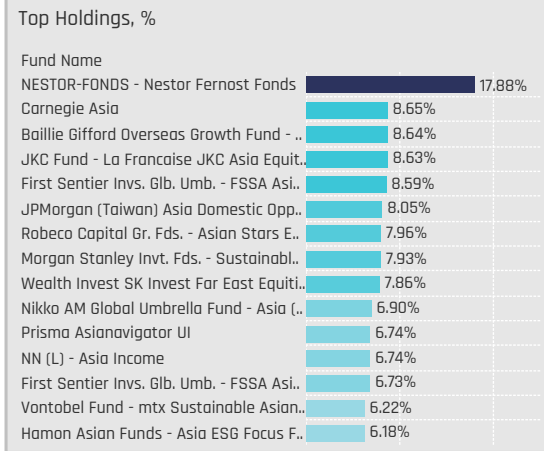
Sector	Change	Flow
Communication Services	5.62%	\$22M
Financials	3.37%	(\$65M)
Industrials	2.25%	(\$63M)
Utilities	2.25%	\$4M
Real Estate	2.25%	\$31M
Consumer Staples	2.25%	\$4M
Materials	0.00%	\$0M
Health Care	0.00%	\$1M
Energy	0.00%	\$0M
Information Technology	-1.12%	\$0M
Consumer Discretionary	-7.87%	(\$32M)

Largest Changes in Fund Country Weight, %

Fund Name	New o..	Sector	Change
Maple-Brown Abbott Funds Plc - Asi..	New	Financials	6.55%
NESTOR-FONDS - Nestor Fernost Fo..		Health Care	5.35%
Carnegie Asia	New	Financials	4.78%
Maple-Brown Abbott Funds Plc - Asi..	New	Real Estate	3.57%
AB FCP I - Asia (ex-Japan) Equity Po..	New	Financials	3.16%
Maple-Brown Abbott Funds Plc - Asi..	New	Consumer Staples	3.11%
GAM Star Fund Plc - Asian Equity	New	Real Estate	2.95%
Maple-Brown Abbott Funds Plc - Asi..	Close	Consumer Discretionary	-1.77%
Pictet - Asian Equities (ex-Japan)	Close	Consumer Discretionary	-1.84%
Invesco Funds - Asia Opportunities ..		Financials	-1.86%
Spaengler IQAM Asia Stock		Financials	-1.91%
SEB Asia (ex-Japan) Fund		Financials	-2.22%
Eastspring Investments - Asian Dyn..	Close	Financials	-3.75%
Matthews Asia Funds - Asia (ex-Jap..		Industrials	-5.26%

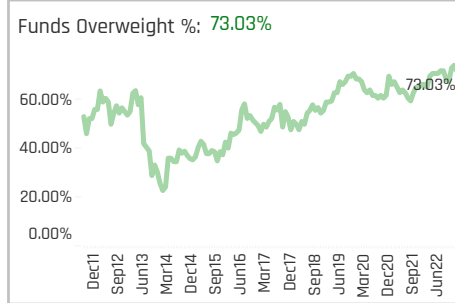
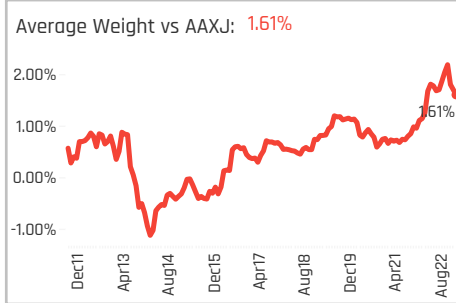
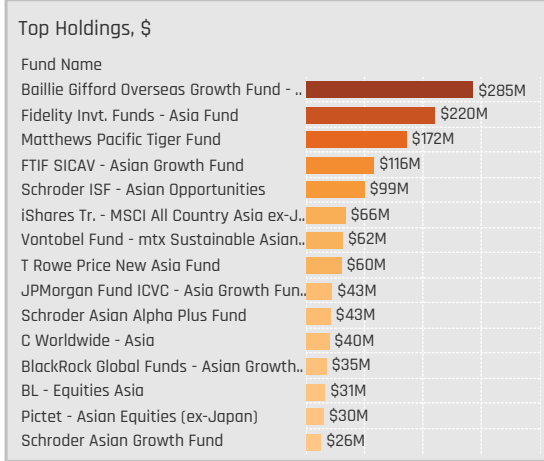
Largest Fund Level Stock Inflows/Outflows, \$

Fund Name	Stock Name	New..	Flow
T Rowe Price New Asia Fund	CapitaLand Integrated C..	New	\$36M
Pictet - Asian Equities (ex-Japan)	Singapore Telecommuni..	New	\$11M
Ninety One Glb. Strat. Fd. - Asian E..	Keppel Corporation Limit..	New	\$10M
Fidelity Inv. Trust - Emerging Asia F..	Sea Ltd. (Singapore) Spo..		\$9M
LO Funds - Asia High Conviction	Keppel Corporation Limit..	New	\$9M
T. Rowe Price Funds SICAV - Asian ..	CapitaLand Integrated C..	New	\$8M
First Sentier Invs. Glb. Umb. - FSSA ..	Oversea-Chinese Banking..	New	\$7M
Schroder ISF - Asian Opportunities	Oversea-Chinese Banking..		(\$10M)
JPMorgan Fund ICVC - Asia Growth..	DBS Group Holdings Ltd		(\$10M)
T Rowe Price New Asia Fund	DBS Group Holdings Ltd		(\$13M)
T Rowe Price New Asia Fund	Comfortdelgro Corporati..		(\$14M)
BlackRock Global Funds - Asian Gro..	Oversea-Chinese Banking..		(\$15M)
Pictet - Asian Equities (ex-Japan)	Sea Ltd. (Singapore) Spo..	Close	(\$19M)
Matthews Pacific Tiger Fund	SATS Ltd		(\$72M)



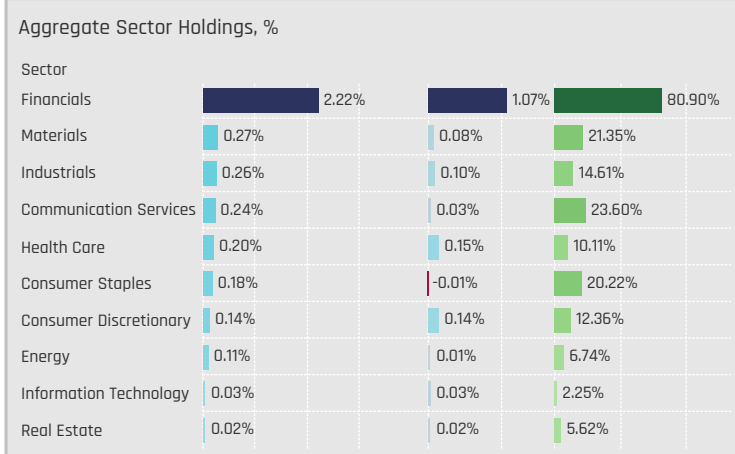
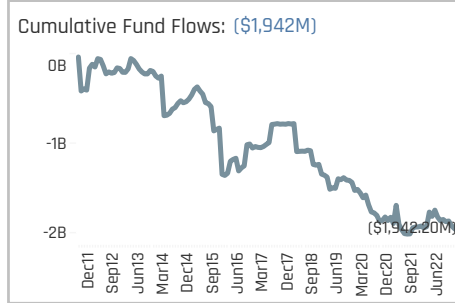
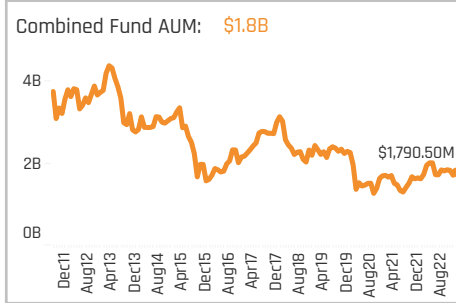
Aggregate Stock Holdings Data, Ranked by Most Widely Held.

Ticker	Stock Name	Funds Invested %	Average Weight	Vs Benchmark	Fund AUM, \$
BBCA-ID	PT Bank Central Asia Tbk	43.82%	0.94%	0.43%	\$547M
BBRI-ID	PT Bank Rakyat Indonesia (Pe..	31.46%	0.53%	0.19%	\$275M
BMRI-ID	PT Bank Mandiri (Persero) Tbk	23.60%	0.39%	0.19%	\$334M
TLKM-ID	PT Telkom Indonesia (Persero..	19.10%	0.20%	-0.01%	\$62M
BBNI-ID	PT Bank Negara Indonesia (Pe..	14.61%	0.19%	0.11%	\$40M
ASII-ID	PT Astra International Tbk	11.24%	0.23%	0.10%	\$118M
CMRY-ID	PT Cisarua Mountain Dairy Tbk	6.74%	0.06%	0.06%	\$11M
UNVR-ID	PT Unilever Indonesia Tbk	5.62%	0.03%	-0.01%	\$29M
INTP-ID	PT Indocement Tunggul Praka..	5.62%	0.06%	0.06%	\$25M
BTPS-ID	PT Bank BTPN Syariah Tbk	5.62%	0.11%	0.11%	\$9M
AVIA-ID	PT Avia Avian Tbk	5.62%	0.03%	0.03%	\$30M
SMGR-ID	PT Semen Indonesia (Persero)..	4.49%	0.05%	0.02%	\$44M
PWON-ID	PT Pakuwani Jati Tbk	4.49%	0.02%	0.02%	\$9M
MDKA-ID	PT Merdeka Copper Gold Tbk	4.49%	0.06%	-0.01%	\$115M
UNTR-ID	PT United Tractors Tbk	3.37%	0.04%	0.00%	\$9M



Top Stock Holdings, %

Fund Name	Ticker	Stock Name	Weight
JKC Fund - La Francaise JKC Asia Equit..	HEAL-ID	PT Medikaloka Hermin..	5.36%
Robeco Capital Gr. Fds. - Asian Stars E..	BMRI-ID	PT Bank Mandiri (Pers..	5.11%
Waverton Invt. Fds. Plc - Asia Pacific Fu..	ASII-ID	PT Astra International..	5.03%
Vantobel Fund - mtx Sustainable Asian..	BMRI-ID	PT Bank Mandiri (Pers..	4.56%
Wealth Invest SK Invest Far East Equit..	BTPS-ID	PT Bank BTPN Syariah..	4.02%
Nikko AM Global Umbrella Fund - Asia (..	BBCA-ID	PT Bank Central Asia T..	4.02%
NN (L) - Asia Income	ASII-ID	PT Astra International..	3.92%
NESTOR-FONDS - Nestor Fernost Fonds	BFIN-ID	PT BFI Finance Indone..	3.76%
NESTOR-FONDS - Nestor Fernost Fonds	ULTJ-ID	PT Ultrajaya Milk Indu..	3.71%
First Sentier Invs. Glb. Umb. - FSSA Asi..	BBCA-ID	PT Bank Central Asia T..	3.69%
First Sentier Invs. Glb. Umb. - FSSA Asi..	BBCA-ID	PT Bank Central Asia T..	3.67%
BL - Equities Asia	KLBF-ID	PT Kalbe Farma Tbk	3.52%
Carnegie Asia	BBCA-ID	PT Bank Central Asia T..	3.49%
BlackRock Global Funds - Asian Growth..	BBCA-ID	PT Bank Central Asia T..	3.37%
JPMorgan (Taiwan) Asia Domestic Opp..	BBCA-ID	PT Bank Central Asia T..	3.34%



Top Sector Holdings, %

Fund Name	Sector	Weight
Carnegie Asia	Financials	6.89%
Morgan Stanley Invt. Fds. - Sustainabl..	Financials	5.89%
JPMorgan (Taiwan) Asia Domestic Opp..	Financials	5.39%
JKC Fund - La Francaise JKC Asia Equit..	Health Care	5.36%
Robeco Capital Gr. Fds. - Asian Stars E..	Financials	5.11%
Waverton Invt. Fds. Plc - Asia Pacific Fu..	Industrials	5.03%
Fidelity Invt. Funds - Asia Fund	Financials	4.69%
Vantobel Fund - mtx Sustainable Asian..	Financials	4.56%
Invesco Funds - Asia Opportunities Equ..	Financials	4.21%
Prisma Asianavigator UI	Financials	4.17%
Baillie Gifford Overseas Growth Fund - ..	Materials	4.08%
Amundi Funds - Asia Equity Concentrat..	Financials	4.03%
Wealth Invest SK Invest Far East Equit..	Financials	4.02%
Nikko AM Global Umbrella Fund - Asia (..	Financials	4.02%
C Worldwide - Asia	Financials	4.00%

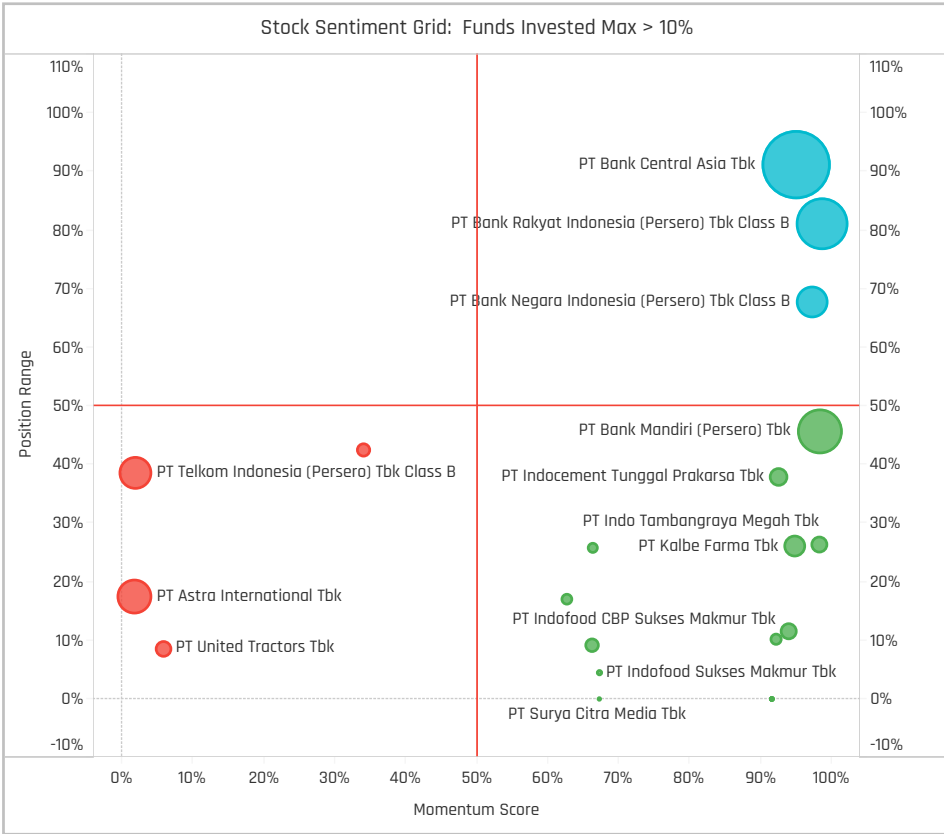
Top Stock Holdings, \$

Fund Name	Ticker	Stock Name	Value
Matthews Pacific Tiger Fund	BBCA-ID	PT Bank Central Asia Tbk	\$121M
Fidelity Invt. Funds - Asia Fund	BBCA-ID	PT Bank Central Asia Tbk	\$112M
Baillie Gifford Overseas Growth Fund - ..	MDKA-ID	PT Merdeka Copper Gold..	\$108M
Schroder ISF - Asian Opportunities	BMRI-ID	PT Bank Mandiri (Perser..	\$99M
FTIF SICAV - Asian Growth Fund	BBCA-ID	PT Bank Central Asia Tbk	\$63M
Baillie Gifford Overseas Growth Fund - ..	BBRI-ID	PT Bank Rakyat Indonesi..	\$63M
Matthews Pacific Tiger Fund	ASII-ID	PT Astra International T..	\$51M
Fidelity Invt. Funds - Asia Fund	BBRI-ID	PT Bank Rakyat Indonesi..	\$50M
Baillie Gifford Overseas Growth Fund - ..	BMRI-ID	PT Bank Mandiri (Perser..	\$47M
Vantobel Fund - mtx Sustainable Asian..	BMRI-ID	PT Bank Mandiri (Perser..	\$45M
Schroder Asian Alpha Plus Fund	BBRI-ID	PT Bank Mandiri (Perser..	\$43M
T Rowe Price New Asia Fund	BBCA-ID	PT Bank Central Asia Tbk	\$42M
Baillie Gifford Overseas Growth Fund - ..	ASII-ID	PT Astra International T..	\$40M
Fidelity Invt. Funds - Asia Fund	BMRI-ID	PT Bank Mandiri (Perser..	\$35M
FTIF SICAV - Asian Growth Fund	SMGR-ID	PT Semen Indonesia (Pe..	\$33M

Largest Changes in Fund Weight, %

Fund Name	New or C..	Change
Matthews Asia Funds - Asia (ex-...	New	2.68%
Robeco Capital Gr. Fds. - Asian S..		2.06%
Invesco Funds - Asia Opportuniti..		1.92%
Vontobel Fund - mtx Sustainabl..		1.56%
Carnegie Asia		1.35%
Fidelity Asia Fund	New	1.28%
First Sentier Invs. Glb. Umb. - FS..		1.19%
PineBridge Global Funds - Asia (..		-1.86%
AB FCP I - Asia (ex-Japan) Equit..		-1.88%
Wealth Invest SK Invest Far Eas..		-1.95%
Eastspring Investments - Asian ..		-2.80%
JPMorgan Fund ICVC - Asia Gro..		-2.97%
Fullerton Lux Funds - Asia Focus..		-3.23%
NESTOR-FONDS - Nestor Fernost..		-7.49%

Ave Wgt Δ	Funds Invested Δ	Fund Flows, \$	Av Wgt vs AAXJ Δ	Funds O/W % Δ
-0.18%	2.25%	(\$81M)	-0.10%	1.12%



Aggregate Stock Holdings Changes

Ticker	Stock Name	Funds Invested % Δ	Average Weight Δ	Fund Flows, \$
BBRI-ID	PT Bank Rakyat Indonesia (Per..	3.37%	0.02%	(\$4M)
ITMG-ID	PT Indo Tambangraya Megah T..	2.25%	0.02%	\$13M
BMRI-ID	PT Bank Mandiri (Persero) Tbk	2.25%	0.03%	(\$22M)
BBNI-ID	PT Bank Negara Indonesia (Per..	2.25%	0.01%	(\$1M)
SRTG-ID	PT Saratoga Investama Seday..	1.12%	0.01%	\$1M
MIKA-ID	PT Mitra Keluarga Karyasehat ..	1.12%	0.01%	\$1M
MDKA-ID	PT Merdeka Copper Gold Tbk	1.12%	0.01%	(\$5M)
BTPS-ID	PT Bank BTPN Syariah Tbk	-1.12%	-0.04%	(\$1M)
ANTM-ID	PT Aneka Tambang Tbk	-1.12%	0.00%	(\$2M)
ACES-ID	PT ACE Hardware Indonesia Tbk	-1.12%	-0.02%	\$0M
UNVR-ID	PT Unilever Indonesia Tbk	-2.25%	0.00%	(\$3M)
TLKM-ID	PT Telkom Indonesia (Persero) ..	-2.25%	-0.05%	(\$8M)
ASII-ID	PT Astra International Tbk	-2.25%	-0.06%	(\$14M)
SIDO-ID	PT Industri Jamu dan Farmasi ..	-3.37%	-0.04%	(\$2M)

Largest Fund Flows, \$

Fund Name	New or Cl..	Flow
Matthews Asia Funds - Asia (ex..	New	\$14M
Fidelity Asia Fund	New	\$12M
Vontobel Fund - mtx Sustainab..		\$6M
Invesco Funds - Asia Opportuni..		\$6M
Eastspring Investments - Asian..		\$5M
Swedbank Robur Asienfond		\$4M
FTIF SICAV - Asian Growth Fund		\$4M
BlackRock Global Funds - Asian ..		(\$7M)
iShares Tr. - MSCI All Country A..		(\$7M)
Fullerton Lux Funds - Asia Focu..		(\$8M)
Baillie Gifford Overseas Growth ..		(\$10M)
AB FCP I - Asia (ex-Japan) Equi..		(\$11M)
LO Funds - Asia High Conviction		(\$14M)
JPMorgan Fund ICVC - Asia Gro..		(\$68M)

Largest Fund Level Changes in Stock Weight, %

Fund Name	Stock Name	New ..	Change
Matthews Asia Funds - Asia (ex-Ja..	PT Bank Rakyat Indonesi..	New	2.08%
Robeco Capital Gr. Fds. - Asian Sta..	PT Telkom Indonesia (Per..	New	1.66%
Invesco Funds - Asia Opportunities..	PT Bank Rakyat Indonesi..	New	1.46%
Fidelity Asia Fund	PT Indo Tambangraya Me..	New	1.28%
Nomura Fds. Ireland Plc - Asia (ex-..	PT Indosat Tbk Class B	New	1.21%
Invesco Funds - Asia Opportunities..	PT Bank Mandiri (Persero..	New	1.10%
Sydneyinvest Fjernosten	PT Merdeka Copper Gold ..	New	0.97%
Eastspring Investments - Asian Dy..	PT Bank Negara Indonesi..		-1.29%
SEB Asia (ex-Japan) Fund	PT Telkom Indonesia (Per..	Close	-1.39%
GAM Star Fund Plc - Asian Equity	PT United Tractors Tbk	Close	-1.40%
Eastspring Investments - Asian Dy..	PT Astra International Tbk		-1.50%
Fullerton Lux Funds - Asia Focus E..	PT Bank Rakyat Indonesi..	Close	-1.60%
LO Funds - Asia High Conviction	PT Bank Mandiri (Persero..	Close	-1.83%
NESTOR-FONDS - Nestor Fernost F..	PT Media Nusantara Citr..		-5.75%

Aggregate Country Holding Changes

Sector	Change	Flow
Financials	2.25%	(\$64M)
Real Estate	1.12%	\$0M
Materials	1.12%	\$0M
Information Technology	1.12%	\$5M
Energy	1.12%	\$9M
Utilities	0.00%	
Multi	0.00%	
Health Care	-1.12%	(\$2M)
Consumer Discretionary	-1.12%	(\$3M)
Communication Services	-1.12%	(\$7M)
Industrials	-2.25%	(\$14M)
Consumer Staples	-2.25%	(\$5M)

Largest Changes in Fund Country Weight, %

Fund Name	New a..	Sector	Change
Carnegie Asia		Financials	2.15%
Matthews Asia Funds - Asia (ex-Jap..	New	Financials	2.08%
Invesco Funds - Asia Opportunitie..		Financials	1.92%
Robeco Capital Gr. Fds. - Asian Star..	New	Communication Services	1.66%
Fidelity Asia Fund	New	Energy	1.28%
Nomura Fds. Ireland Plc - Asia (ex-J..	New	Communication Services	1.21%
SEB Asia (ex-Japan) Fund	New	Financials	1.20%
Mirae Asset Glb. Discovery Fd. - Asia..		Financials	-1.29%
Eastspring Investments - Asian Dyn..		Financials	-1.29%
SEB Asia (ex-Japan) Fund	Close	Communication Services	-1.39%
GAM Star Fund Plc - Asian Equity	Close	Energy	-1.40%
Eastspring Investments - Asian Dyn..		Industrials	-1.50%
Fullerton Lux Funds - Asia Focus Eq..		Financials	-2.26%
NESTOR-FONDS - Nestor Fernost Fo..		Communication Services	-5.75%

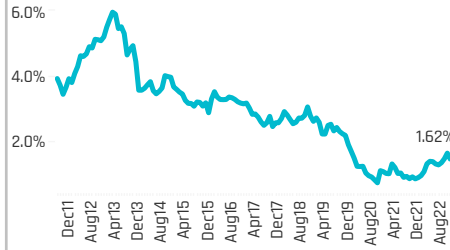
Largest Fund Level Stock Inflows/Outflows, \$

Fund Name	Stock Name	New..	Flow
Fidelity Asia Fund	PT Indo Tambangraya Me..	New	\$12M
Matthews Asia Funds - Asia (ex-Ja..	PT Bank Rakyat Indonesi..	New	\$11M
Vontobel Fund - mtx Sustainable A..	PT Telkom Indonesia (Per..		\$10M
Invesco Funds - Asia Opportunitie..	PT Bank Rakyat Indonesi..	New	\$5M
LO Funds - Asia High Conviction	PT Bank Rakyat Indonesi..	New	\$5M
Fidelity Funds SICAV - Asian Equity..	PT GoTo Gajek Tokopedia ..	New	\$5M
Nomura Fds. Ireland Plc - Asia (ex-J..	PT Indosat Tbk Class B	New	\$5M
AB FCP I - Asia (ex-Japan) Equity P..	PT Bank Negara Indonesi..		(\$5M)
BlackRock Global Funds - Asian Gro..	PT Bank Central Asia Tbk		(\$6M)
JPMorgan Fund ICVC - Asia Growth..	PT Bank Rakyat Indonesi..		(\$9M)
JPMorgan Fund ICVC - Asia Growth..	PT Telkom Indonesia (Per..		(\$11M)
JPMorgan Fund ICVC - Asia Growth..	PT Astra International Tbk	Close	(\$11M)
LO Funds - Asia High Conviction	PT Bank Mandiri (Persero..	Close	(\$15M)
JPMorgan Fund ICVC - Asia Growth..	PT Bank Central Asia Tbk		(\$21M)

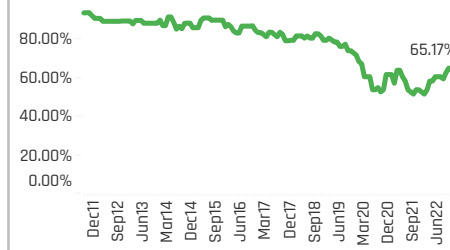
Top Holdings, %

Fund Name	Weight
BL - Equities Asia	12.81%
AB SICAV I - Asia Low Volatility Equity ..	5.54%
NN (L) - Asia Income	5.22%
Allianz Global Investors Fund - Total Re..	4.79%
SEB Asia (ex-Japan) Fund	4.61%
Fidelity Funds SICAV - Asian Equity Fun..	3.97%
Eastspring Investments - Asian Dynam..	3.96%
LO Funds - Asia High Conviction	3.91%
Maple-Brown Abbott Funds Plc - Asia-E..	3.78%
JKC Fund - La Francaise JKC Asia Equit..	3.75%
Hermes Inv. Funds - Asia (ex-Japan) E..	3.65%
Baring Eastern Trust	3.64%
Matthews Pacific Tiger Fund	3.58%
Handelsbanken Asien Tema	3.41%
EPIC Funds Plc - Oriental Focus Fund	2.95%

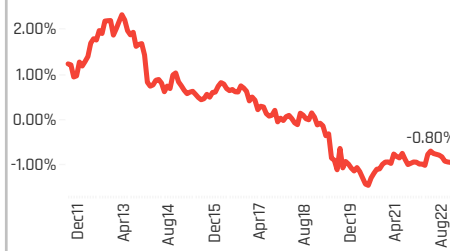
Average Weight: 1.62%



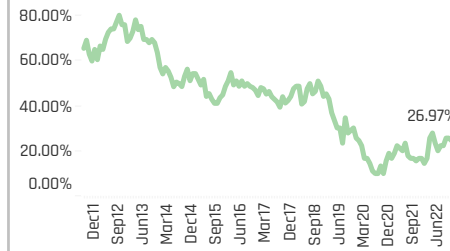
Funds Invested %: 65.17%



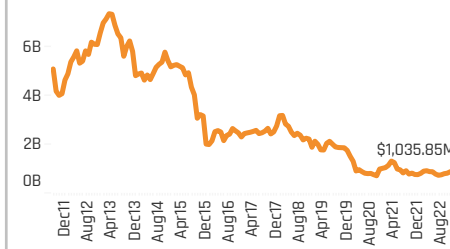
Average Weight vs AAXJ: -0.80%



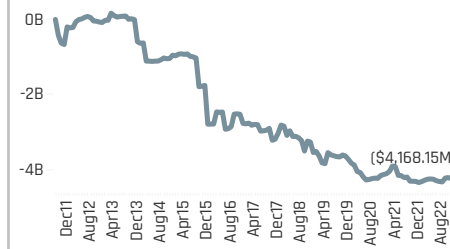
Funds Overweight %: 26.97%



Combined Fund AUM: \$1.0B



Cumulative Fund Flows: (\$4,168M)



Aggregate Stock Holdings Data, Ranked by Most Widely Held.

Ticker	Stock Name	Funds Invested %	Average Weight	Vs Benchmark	Fund AUM, \$
AOT-TH	Airports of Thailand Public Co...	16.85%	0.25%	0.09%	\$94M
CPALL-TH	CP All Public Co. Ltd.	13.48%	0.25%	0.07%	\$227M
KBANK-TH	Kasikornbank Public Co. Ltd.	11.24%	0.13%	0.09%	\$127M
CPN-TH	Central Pattana Public Co. Ltd.	10.11%	0.12%	0.05%	\$195M
BDMS-TH	Bangkok Dusit Medical Servic..	8.99%	0.10%	-0.05%	\$35M
Y92-SG	Thai Beverage Public Co., Ltd.	6.74%	0.15%	0.15%	\$72M
SCC-TH	Siam Cement Public Co. Ltd.	4.49%	0.04%	-0.09%	\$23M
PTTEP-TH	PTT Exploration & Production ..	4.49%	0.07%	-0.05%	\$10M
MINT.W7-TH	Minor International Public Co ..	3.37%	0.00%	0.00%	\$0M
MINT-TH	Minor International Public Co...	3.37%	0.02%	-0.03%	\$5M
LH-TH	Land & Houses Public Co., Ltd.	3.37%	0.04%	0.01%	\$4M
BBL-TH	Bangkok Bank Public Compan..	3.37%	0.08%	0.08%	\$86M
MTC-TH	Muangthai Capital Public Co. ..	2.25%	0.06%	0.04%	\$2M
MINT.W9-TH	Minor International Public Co ..	2.25%	0.00%	0.00%	\$0M
MINT.W8-TH	Minor International Public Co ..	2.25%	0.00%	0.00%	\$0M

Top Holdings, \$

Fund Name	Value
Matthews Pacific Tiger Fund	\$179M
Hermes Inv. Funds - Asia (ex-Japan) E..	\$111M
Fidelity Inv. Funds - Asia Fund	\$94M
BL - Equities Asia	\$80M
iShares Tr. - MSCI All Country Asia ex-J..	\$78M
Schroder ISF - Asian Opportunities	\$76M
Fidelity Funds SICAV - Asian Equity Fun..	\$42M
Schroder Asian Alpha Plus Fund	\$41M
T Rowe Price New Asia Fund	\$40M
Handelsbanken Asien Tema	\$30M
LO Funds - Asia High Conviction	\$25M
BlackRock Global Funds - Asian Growth..	\$21M
Allianz Global Investors Fund - Total Re..	\$18M
Vantobel Fund - mtX Sustainable Asian..	\$17M
FTIF SICAV - Asian Growth Fund	\$17M

Top Stock Holdings, %

Fund Name	Ticker	Stock Name	Weight
Allianz Global Investors Fund - Total Re..	CPALL-TH	CP All Public Co. Ltd.	4.79%
BL - Equities Asia	Y92-SG	Thai Beverage Public ..	4.69%
Eastspring Investments - Asian Dynam..	BBL-TH	Bangkok Bank Public Co..	3.96%
Maple-Brown Abbott Funds Plc - Asia-E..	Y92-SG	Thai Beverage Public ..	3.78%
JKC Fund - La Francaise JKC Asia Equit..	MTC-TH	Muangthai Capital Pu..	3.75%
Matthews Pacific Tiger Fund	CPN-TH	Central Pattana Publ..	3.58%
BL - Equities Asia	CPALL-TH	CP All Public Co. Ltd.	3.37%
AB SICAV I - Asia Low Volatility Equity ..	BDMS-TH	Bangkok Dusit Medica..	3.03%
EPIC Funds Plc - Oriental Focus Fund	LH-TH	Land & Houses Public ..	2.95%
Nomura Fds. Ireland Plc - Asia (ex-Japa..	AOT-TH	Airports of Thailand P..	2.85%
NN (L) - Asia Income	AOT-TH	Airports of Thailand P..	2.71%
Prisma Asianavigator UI	PTTEP-TH	PTT Exploration & Pra..	2.71%
BlackRock Global Funds - Asian Growth..	CPALL-TH	CP All Public Co. Ltd.	2.70%
AB SICAV I - Asia Low Volatility Equity ..	HMPRO-TH	Home Product Center ..	2.51%
Matthews Asia Funds - Asia (ex-Japan)..	BDMS-TH	Bangkok Dusit Medica..	2.34%

Aggregate Sector Holdings, %

Sector	Weight	Vs Benchmark
Consumer Staples	0.46%	0.16%
Financials	0.31%	0.13%
Industrials	0.26%	0.02%
Real Estate	0.17%	0.06%
Health Care	0.11%	-0.10%
Consumer Discretionary	0.11%	-0.06%
Materials	0.10%	-0.12%
Energy	0.07%	-0.31%
Communication Services	0.02%	-0.12%
Information Technology	0.00%	-0.21%
Utilities	0.00%	-0.24%

Top Sector Holdings, %

Fund Name	Sector	Weight
BL - Equities Asia	Consumer Staples	10.00%
Allianz Global Investors Fund - Total Re..	Consumer Staples	4.79%
Fidelity Funds SICAV - Asian Equity Fun..	Consumer Staples	3.97%
Eastspring Investments - Asian Dynam..	Financials	3.96%
Maple-Brown Abbott Funds Plc - Asia-E..	Consumer Staples	3.78%
JKC Fund - La Francaise JKC Asia Equit..	Financials	3.75%
Matthews Pacific Tiger Fund	Real Estate	3.58%
AB SICAV I - Asia Low Volatility Equity ..	Health Care	3.03%
EPIC Funds Plc - Oriental Focus Fund	Real Estate	2.95%
Nomura Fds. Ireland Plc - Asia (ex-Japa..	Industrials	2.85%
NN (L) - Asia Income	Industrials	2.71%
Prisma Asianavigator UI	Energy	2.71%
BlackRock Global Funds - Asian Growth..	Consumer Staples	2.70%
AB SICAV I - Asia Low Volatility Equity ..	Consumer Discretionary	2.51%
Matthews Asia Funds - Asia (ex-Japan)..	Health Care	2.34%

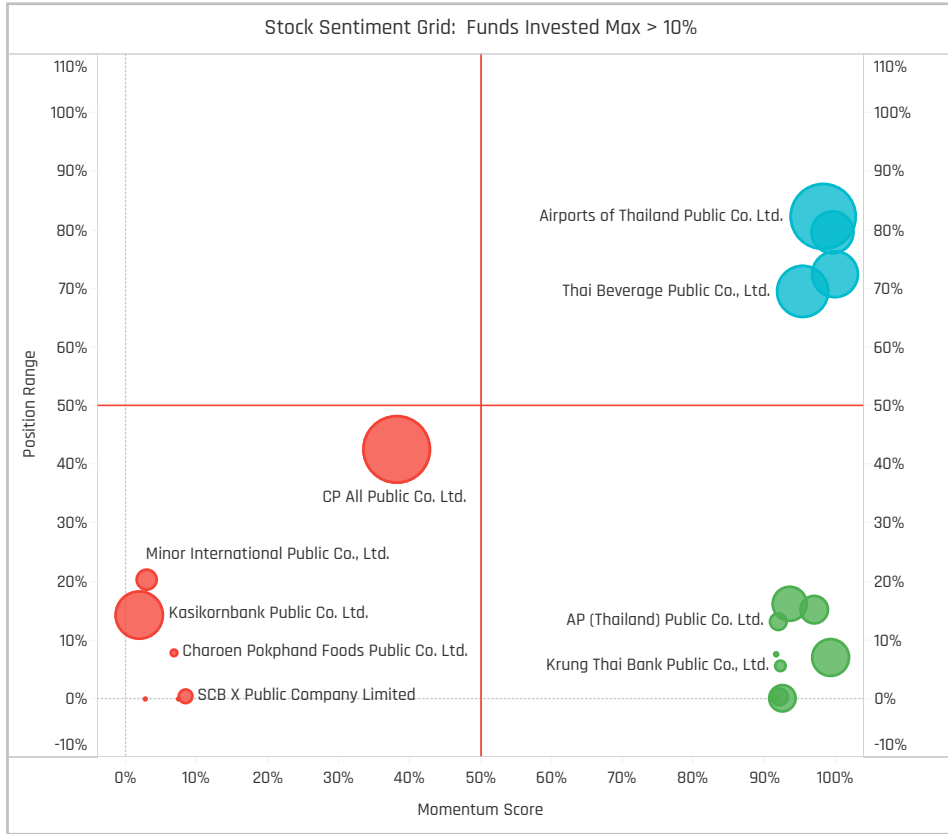
Top Stock Holdings, \$

Fund Name	Ticker	Stock Name	Value
Matthews Pacific Tiger Fund	CPN-TH	Central Pattana Public C..	\$179M
Schroder ISF - Asian Opportunities	KBANK-TH	Kasikornbank Public Co. ..	\$76M
Hermes Inv. Funds - Asia (ex-Japan) E..	BBL-TH	Bangkok Bank Public Co..	\$69M
Fidelity Inv. Funds - Asia Fund	CPALL-TH	CP All Public Co. Ltd.	\$67M
Hermes Inv. Funds - Asia (ex-Japan) E..	AP-TH	AP (Thailand) Public Co. ..	\$42M
T Rowe Price New Asia Fund	CPALL-TH	CP All Public Co. Ltd.	\$40M
Schroder Asian Alpha Plus Fund	KBANK-TH	Kasikornbank Public Co. ..	\$32M
BL - Equities Asia	Y92-SG	Thai Beverage Public Co..	\$29M
Fidelity Inv. Funds - Asia Fund	AOT-TH	Airports of Thailand Publ..	\$27M
Fidelity Funds SICAV - Asian Equity Fun..	CPALL-TH	CP All Public Co. Ltd.	\$25M
BL - Equities Asia	CPALL-TH	CP All Public Co. Ltd.	\$21M
BlackRock Global Funds - Asian Growth..	CPALL-TH	CP All Public Co. Ltd.	\$21M
Allianz Global Investors Fund - Total Re..	CPALL-TH	CP All Public Co. Ltd.	\$18M
Fidelity Funds SICAV - Asian Equity Fun..	Y92-SG	Thai Beverage Public Co..	\$18M
Vantobel Fund - mtX Sustainable Asian..	Y92-SG	Thai Beverage Public Co..	\$17M

Largest Changes in Fund Weight, %

Fund Name	New or C..	Change
Eastspring Investments - Asian ..	New	3.58%
Matthews Pacific Tiger Fund	New	3.31%
BL - Equities Asia		2.34%
Matthews Asia Funds - Asia (ex-..	New	1.87%
Baring Eastern Trust		1.45%
Ninety One Glob. Strat. Fd. - Asia..	New	1.44%
Morgan Stanley Invst. Fds. - Sust..		-0.62%
Swedbank Robur Asienfond		-0.62%
T Rowe Price Asia Opportunities ..		-0.68%
Carnegie Asia		-0.83%
JKC Fund - La Francaise JKC Asi..		-0.86%
JPMorgan Fund ICVC - Asia Gro..		-1.07%
Invesco Funds - Asia Opportuniti..		-2.02%
GAM Star Fund Plc - Asian Equity	Close	

Ave Wgt Δ	Funds Invested Δ	Fund Flows, \$	Av Wgt vs AAXJ Δ	Funds O/W % Δ
0.29%	4.49%	\$112M	-0.02%	4.49%



Aggregate Stock Holdings Changes

Ticker	Stock Name	Funds Invested % Δ	Average Weight Δ	Fund Flows, \$
CPN-TH	Central Pattana Public Co. Ltd.	6.74%	0.10%	\$151M
BDMS-TH	Bangkok Dusit Medical Service..	3.37%	0.04%	\$9M
BBL-TH	Bangkok Bank Public Company..	2.25%	0.06%	\$24M
TOA-TH	TOA Paint (Thailand) Public Co..	1.12%	0.02%	\$14M
TLIF-TH	Thai Life Insurance Public Co. L..	1.12%	0.01%	\$1M
SNNP.F-TH	Srinanaporn Marketing Public ..	1.12%	0.01%	\$1M
MTC-TH	Muangthai Capital Public Co. L..	1.12%	0.00%	\$0M
DELTA-TH	Delta Electronics (Thailand) Pu..	-1.12%	0.00%	(\$2M)
CPF-TH	Charoen Pokphand Foods Publ..	-1.12%	-0.01%	(\$8M)
CPALL-TH	CP All Public Co. Ltd.	-1.12%	0.04%	\$10M
BJC-TH	Berli Jucker Public Co. Ltd.	-1.12%	0.00%	\$0M
PTT-TH	PTT Public Co., Ltd.	-2.25%	-0.02%	(\$36M)
MINT-TH	Minor International Public Co., ..	-2.25%	-0.02%	(\$14M)
KBANK-TH	Kasikornbank Public Co. Ltd.	-2.25%	-0.05%	(\$34M)

Largest Fund Flows, \$

Fund Name	New or Cl..	Flow
Matthews Pacific Tiger Fund	New	\$146M
BL - Equities Asia		\$18M
Ninety One Glob. Strat. Fd. - Asia..	New	\$14M
Matthews Asia Funds - Asia (ex-..	New	\$10M
Eastspring Investments - Asian..	New	\$7M
Fidelity Funds SICAV - Asian Eq..		\$5M
First Sentier Invst. Glob. Umb. - F..	New	\$3M
T. Rowe Price Funds SICAV - Asi..		(\$4M)
Invesco Funds - Asia Opportuni..		(\$5M)
BlackRock Global Funds - Asian ..		(\$11M)
FTIF SICAV - Asian Growth Fund		(\$11M)
JPMorgan Fund ICVC - Asia Gro..		(\$15M)
Schroder ISF - Asian Opportuniti..		(\$17M)
T Rowe Price New Asia Fund		(\$18M)

Largest Fund Level Changes in Stock Weight, %

Fund Name	Stock Name	New ..	Change
Eastspring Investments - Asian Dy..	Bangkok Bank Public Co..	New	3.96%
Matthews Pacific Tiger Fund	Central Pattana Public C..	New	3.58%
Matthews Asia Funds - Asia (ex-Ja..	Bangkok Dusit Medical S..	New	2.34%
BL - Equities Asia	TOA Paint (Thailand) Publ..	New	2.22%
Maple-Brown Abbott Funds Plc - A..	Thai Beverage Public Co., ..		1.99%
LO Funds - Asia High Conviction	CP All Public Co. Ltd.	New	1.61%
First Sentier Invst. Glob. Umb. - FSSA..	Central Pattana Public C..	New	1.27%
JKC Fund - La Francaise JKC Asia ..	Muangthai Capital Public..		-0.83%
JPMorgan Fund ICVC - Asia Growt..	Kasikornbank Public Co. L..	Close	-0.88%
SEB Asia (ex-Japan) Fund	Bumrungrad Hospital Pu..		-0.88%
Invesco Funds - Asia Opportunities..	Kasikornbank Public Co. L..		-1.07%
BlackRock Global Funds - Asian Gr..	PTT Public Co., Ltd.	Close	-1.13%
LO Funds - Asia High Conviction	Charoen Pokphand Food..	Close	-1.26%
GAM Star Fund Plc - Asian Equity	Kasikornbank Public Co. L..	Close	-1.47%

Aggregate Country Holding Changes

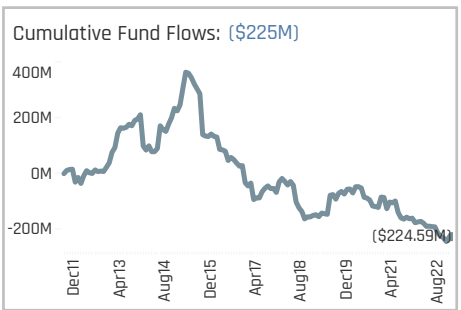
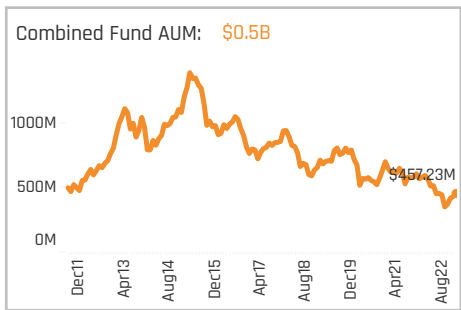
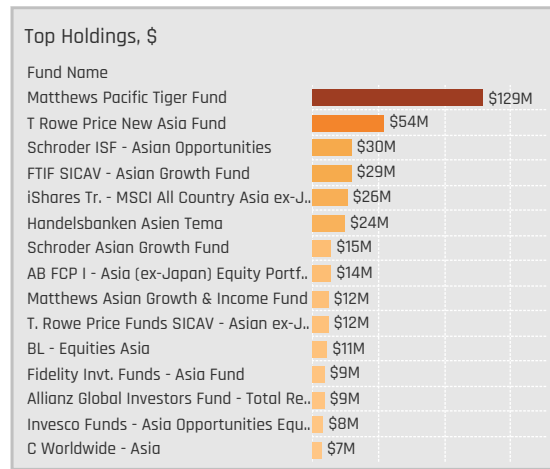
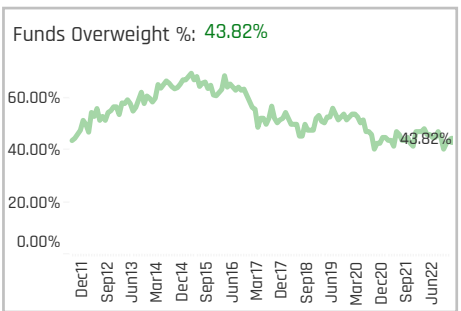
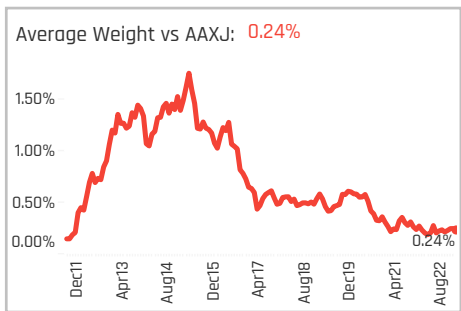
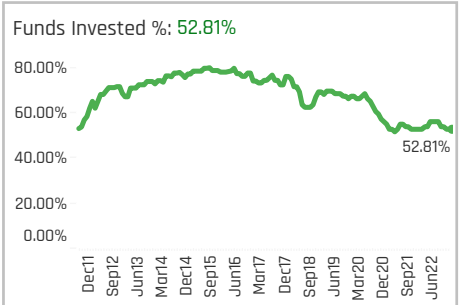
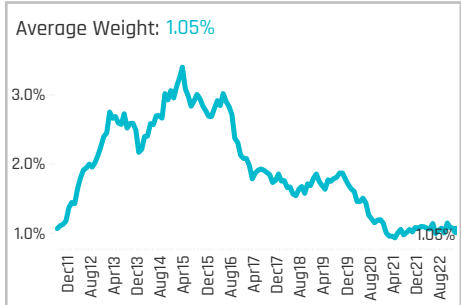
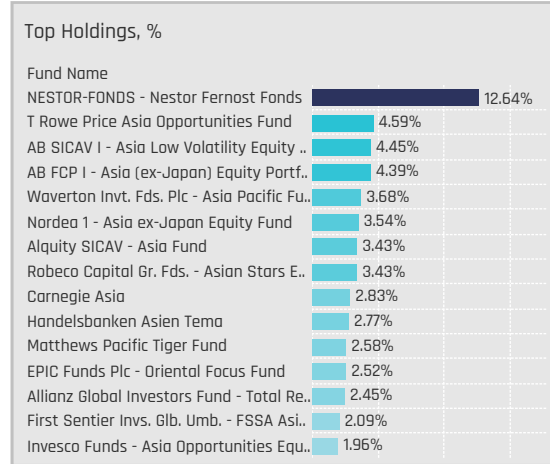
Sector	Change	Flow
Real Estate	5.62%	\$152M
Health Care	3.37%	\$6M
Industrials	1.12%	(\$7M)
Financials	1.12%	(\$10M)
Consumer Discretionary	1.12%	(\$18M)
Communication Services	1.12%	\$3M
Utilities	0.00%	\$0M
Materials	0.00%	\$13M
Information Technology	-1.12%	(\$3M)
Consumer Staples	-1.12%	\$11M
Energy	-2.25%	(\$36M)

Largest Changes in Fund Country Weight, %

Fund Name	New o..	Sector	Change
Eastspring Investments - Asian Dyn..	New	Financials	3.96%
Matthews Pacific Tiger Fund	New	Real Estate	3.58%
Matthews Asia Funds - Asia (ex-Jap..	New	Health Care	2.34%
BL - Equities Asia	New	Materials	2.22%
Maple-Brown Abbott Funds Plc - Asi..		Consumer Staples	1.99%
Baring Eastern Trust	New	Consumer Staples	1.48%
First Sentier Invst. Glob. Umb. - FSSA ..	New	Real Estate	1.27%
JKC Fund - La Francaise JKC Asia E..		Financials	-0.83%
SEB Asia (ex-Japan) Fund		Health Care	-0.87%
JPMorgan Fund ICVC - Asia Growth ..	Close	Financials	-0.88%
Invesco Funds - Asia Opportunities ..		Financials	-1.07%
BlackRock Global Funds - Asian Gro..	Close	Energy	-1.13%
Maple-Brown Abbott Funds Plc - Asi..	Close	Real Estate	-1.45%
GAM Star Fund Plc - Asian Equity	Close	Financials	-1.47%

Largest Fund Level Stock Inflows/Outflows, \$

Fund Name	Stock Name	New..	Flow
Matthews Pacific Tiger Fund	Central Pattana Public C..	New	\$146M
Fidelity Invst. Funds - Asia Fund	CP All Public Co. Ltd.		\$26M
BL - Equities Asia	TOA Paint (Thailand) Publ..	New	\$14M
Matthews Asia Funds - Asia (ex-Ja..	Bangkok Dusit Medical S..	New	\$10M
Hermes Invst. Funds - Asia (ex-Japa..	Bangkok Bank Public Co..		\$9M
LO Funds - Asia High Conviction	CP All Public Co. Ltd.	New	\$9M
Ninety One Glob. Strat. Fd. - Asian E..	Bangkok Bank Public Co..	New	\$8M
Hermes Invst. Funds - Asia (ex-Japa..	AP (Thailand) Public Co. L..		(\$9M)
BlackRock Global Funds - Asian Gro..	PTT Public Co., Ltd.	Close	(\$10M)
JPMorgan Fund ICVC - Asia Growth..	Kasikornbank Public Co. L..	Close	(\$10M)
FTIF SICAV - Asian Growth Fund	Minor International Publi..	Close	(\$11M)
Schroder ISF - Asian Opportunities	Kasikornbank Public Co. L..		(\$17M)
T Rowe Price New Asia Fund	CP All Public Co. Ltd.		(\$18M)
Fidelity Invst. Funds - Asia Fund	PTT Public Co., Ltd.	Close	(\$26M)

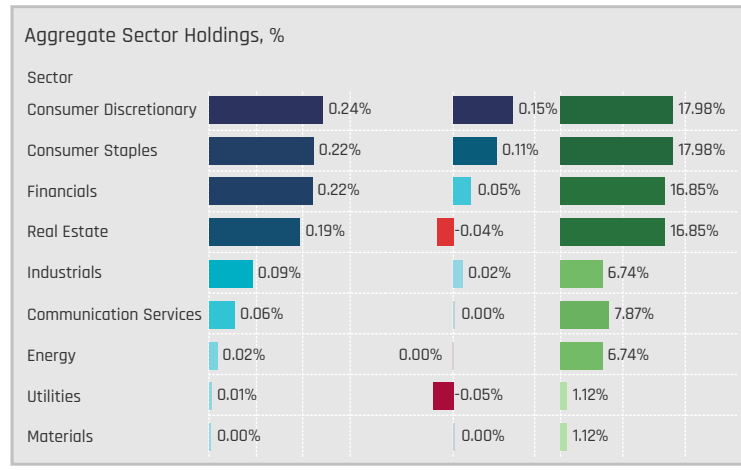


Aggregate Stock Holdings Data, Ranked by Most Widely Held.

Ticker	Stock Name	Funds Invested %	Average Weight	Vs Benchmark	Fund AUM, \$
ALI-PH	Ayala Land Inc.	11.24%	0.09%	0.03%	\$64M
URC-PH	Universal Robina Corp.	8.99%	0.12%	0.09%	\$48M
JFC-PH	Jollibee Foods Corp.	8.99%	0.11%	0.07%	\$10M
SM-PH	SM Investments Corporation	7.87%	0.06%	0.00%	\$40M
BPI-PH	Bank of the Philippine Islands	7.87%	0.10%	0.06%	\$39M
BDO-PH	BDO Unibank, Inc.	7.87%	0.07%	-0.03%	\$18M
ACEN-PH	AC Energy Corp.	6.74%	0.02%	0.00%	\$5M
SMPH-PH	SM Prime Holdings, Inc.	5.62%	0.07%	-0.05%	\$143M
ICT-PH	International Container Termi..	5.62%	0.08%	0.01%	\$10M
CNVRG-PH	Converge Information & Com..	3.37%	0.02%	0.02%	\$25M
AC-PH	Ayala Corp.	3.37%	0.02%	-0.03%	\$6M
TEL-PH	PLDT, Inc.	2.25%	0.03%	-0.01%	\$3M
SEVN-PH	Philippine Seven Corporation	2.25%	0.02%	0.02%	\$3M
RRHI-PH	Robinsons Retail Holdings, Inc.	2.25%	0.02%	0.02%	\$5M
RFM-PH	RFM Corp.	2.25%	0.01%	0.01%	\$6M

Top Stock Holdings, %

Fund Name	Ticker	Stock Name	Weight
NESTOR-FONDS - Nestor Fernost Funds	PIZZA-PH	Shakey's Pizza Asia V..	5.25%
NESTOR-FONDS - Nestor Fernost Funds	KEEPR-PH	Keepers Holdings, Inc.	3.98%
Waverton Invnt. Fds. Plc - Asia Pacific Fu..	ICT-PH	International Contain..	3.68%
NESTOR-FONDS - Nestor Fernost Funds	PSE-PH	Philippine Stock Excha..	3.41%
Matthews Pacific Tiger Fund	SMPH-PH	SM Prime Holdings, Inc.	2.58%
EPIC Funds Plc - Oriental Focus Fund	ALI-PH	Ayala Land Inc.	2.52%
Allianz Global Investors Fund - Total Re..	BPI-PH	Bank of the Philippine..	2.45%
Robeco Capital Gr. Fds. - Asian Stars E..	BPI-PH	Bank of the Philippine..	2.25%
AB SICAV I - Asia Low Volatility Equity ..	URC-PH	Universal Robina Corp.	2.23%
AB SICAV I - Asia Low Volatility Equity ..	JFC-PH	Jollibee Foods Corp.	2.23%
First Sentier Invs. Glb. Umb. - FSSA Asi..	URC-PH	Universal Robina Corp.	2.09%
Alquity SICAV - Asia Fund	SM-PH	SM Investments Corp..	2.08%
T Rowe Price Asia Opportunities Fund	JFC-PH	Jollibee Foods Corp.	2.01%
Carnegie Asia	JFC-PH	Jollibee Foods Corp.	1.98%
First Sentier Invs. Glb. Umb. - FSSA Asi..	URC-PH	Universal Robina Corp.	1.85%



Top Sector Holdings, %

Fund Name	Sector	Weight
NESTOR-FONDS - Nestor Fernost Funds	Consumer Discretionary	5.25%
NESTOR-FONDS - Nestor Fernost Funds	Consumer Staples	3.98%
Waverton Invnt. Fds. Plc - Asia Pacific Fu..	Industrials	3.68%
NESTOR-FONDS - Nestor Fernost Funds	Financials	3.41%
Matthews Pacific Tiger Fund	Real Estate	2.58%
EPIC Funds Plc - Oriental Focus Fund	Real Estate	2.52%
Allianz Global Investors Fund - Total Re..	Financials	2.45%
Robeco Capital Gr. Fds. - Asian Stars E..	Financials	2.25%
AB SICAV I - Asia Low Volatility Equity ..	Consumer Staples	2.23%
AB SICAV I - Asia Low Volatility Equity ..	Consumer Discretionary	2.23%
First Sentier Invs. Glb. Umb. - FSSA Asi..	Consumer Staples	2.09%
Alquity SICAV - Asia Fund	Consumer Discretionary	2.08%
T Rowe Price Asia Opportunities Fund	Consumer Discretionary	2.01%
Carnegie Asia	Consumer Discretionary	1.98%
AB FCP I - Asia (ex-Japan) Equity Portf..	Financials	1.96%

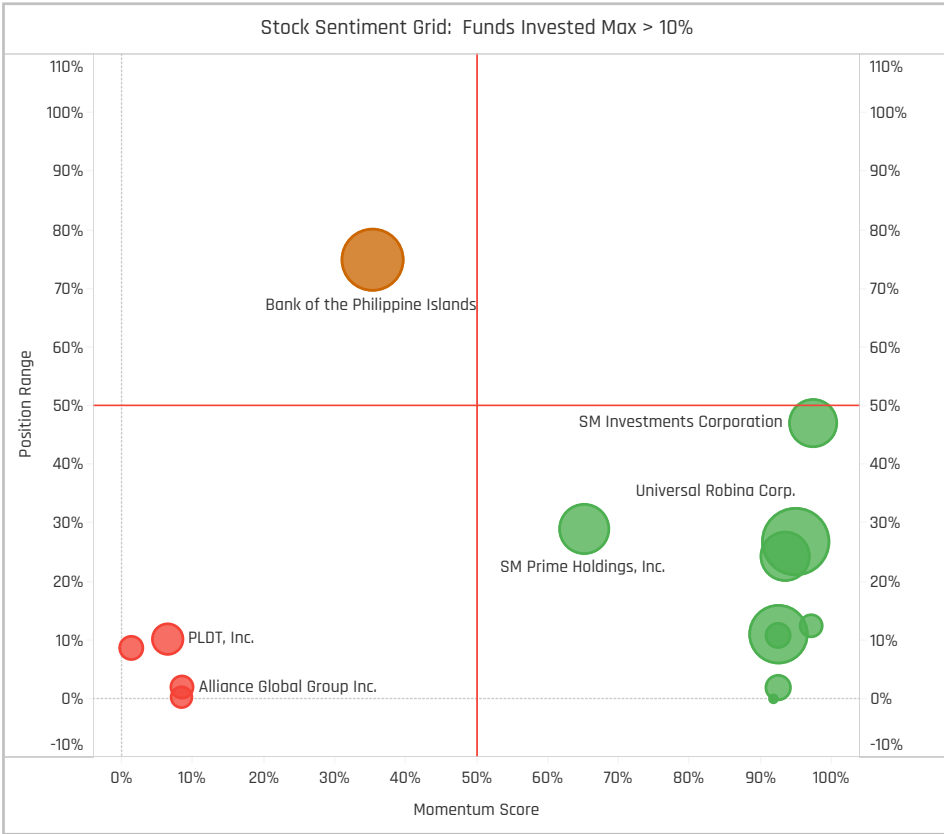
Top Stock Holdings, \$

Fund Name	Ticker	Stock Name	Value
Matthews Pacific Tiger Fund	SMPH-PH	SM Prime Holdings, Inc.	\$129M
Schroder ISF - Asian Opportunities	ALI-PH	Ayala Land Inc.	\$30M
FTIF SICAV - Asian Growth Fund	SM-PH	SM Investments Corpora..	\$29M
T Rowe Price New Asia Fund	URC-PH	Universal Robina Corp.	\$23M
T Rowe Price New Asia Fund	CNVRG-PH	Converge Information & ..	\$12M
Matthews Asian Growth & Income Fund	BPI-PH	Bank of the Philippine Is..	\$12M
BL - Equities Asia	URC-PH	Universal Robina Corp.	\$10M
T Rowe Price New Asia Fund	ALI-PH	Ayala Land Inc.	\$10M
Schroder Asian Growth Fund	CNVRG-PH	Converge Information & ..	\$10M
Allianz Global Investors Fund - Total Re..	BPI-PH	Bank of the Philippine Is..	\$9M
T Rowe Price New Asia Fund	BPI-PH	Bank of the Philippine Is..	\$9M
Handelsbanken Asien Tema	ALI-PH	Ayala Land Inc.	\$8M
C Worldwide - Asia	ALI-PH	Ayala Land Inc.	\$7M
First Sentier Invs. Glb. Umb. - FSSA Asi..	URC-PH	Universal Robina Corp.	\$7M
Invesco Funds - Asia Opportunities Equ..	BDO-PH	BDO Unibank, Inc.	\$7M

Largest Changes in Fund Weight, %

Fund Name	New or C..	Change
Carnegie Asia		1.80%
NESTOR-FONDS - Nestor Fernost..		1.54%
Nordea 1 - Asia ex-Japan Equity ..		0.68%
AB FCP I - Asia (ex-Japan) Equit..		0.63%
Natixis Intl. Fds. (Lux) I - Natixis ..		0.60%
Allianz Global Investors Fund - T..		0.59%
Robeco Capital Gr. Fds. - Asian S..		0.57%
Janus Henderson Asia Equity Fu..		-0.38%
Manulife Global Fund - Sustaina..		-0.42%
Baring Eastern Trust		-0.71%
SEB Asia (ex-Japan) Fund		-0.89%
PineBridge Global Funds - Asia (. Close		-1.53%
GAM Star Fund Plc - Asian Equity Close		-2.22%
Maple-Brown Abbott Funds Plc -.. Close		-3.04%

Ave Wgt Δ	Funds Invested Δ	Fund Flows, \$	Av Wgt vs AAXJ Δ	Funds O/W % Δ
0.00%	-3.37%	(\$35M)	0.01%	-1.12%



Aggregate Stock Holdings Changes

Ticker	Stock Name	Funds Invested % Δ	Average Weight Δ	Fund Flows, \$
SM-PH	SM Investments Corporation	1.12%	0.02%	\$8M
JFC-PH	Jollibee Foods Corp.	1.12%	0.03%	\$1M
BLOOM-PH	Bloomberry Resorts Corporati..	1.12%	0.01%	\$2M
X-PH	Xurpas Inc	0.00%	0.00%	
VLL-PH	Vista Land & Lifescapes, Inc.	0.00%	0.00%	
URC-PH	Universal Robina Corp.	0.00%	0.02%	\$0M
UBP-PH	Union Bank of the Philippines	0.00%	0.00%	
MBT-PH	Metropolitan Bank & Trust Co.	-1.12%	0.00%	\$0M
DMC-PH	DMCI Holdings Inc.	-1.12%	-0.01%	\$0M
BPI-PH	Bank of the Philippine Islands	-1.12%	0.00%	(\$3M)
AGI-PH	Alliance Global Group Inc.	-1.12%	0.00%	(\$6M)
WLCN-PH	Wilcon Depot, Inc.	-2.25%	-0.02%	(\$2M)
ICT-PH	International Container Termin..	-2.25%	-0.03%	(\$7M)
GLO-PH	Globe Telecom Inc.	-3.37%	-0.03%	(\$2M)

Largest Fund Flows, \$

Fund Name	New or Cl..	Flow
T Rowe Price New Asia Fund		\$11M
FTIF SICAV - Asian Growth Fund		\$4M
T. Rowe Price Funds SICAV - Asi..		\$3M
Carnegie Asia		\$2M
Allianz Global Investors Fund - ..		\$1M
Swedbank Robur Asienfond		\$1M
Handelsbanken Asien Tema		\$1M
Sydinvest Fjernosten		(\$2M)
iShares Tr. - MSCI All Country A..		(\$3M)
Matthews Asian Growth & Inco..		(\$3M)
PineBridge Global Funds - Asia .. Close		(\$3M)
AB FCP I - Asia (ex-Japan) Equi..		(\$5M)
Fidelity Invt. Funds - Asia Fund		(\$11M)
Matthews Pacific Tiger Fund		(\$19M)

Largest Fund Level Changes in Stock Weight, %

Fund Name	Stock Name	New ..	Change
Carnegie Asia	Jollibee Foods Corp.		1.36%
Sydinvest Fjernosten	Bloomberry Resorts Corp..	New	1.17%
Carnegie Asia	Universal Robina Corp.	New	0.86%
NESTOR-FONDS - Nestor Fernost F..	Keepers Holdings, Inc		0.78%
Robeco Capital Gr. Fds. - Asian Sta..	Bank of the Philippine Isl..		0.71%
NESTOR-FONDS - Nestor Fernost F..	Shakey's Pizza Asia Vent..		0.68%
Nordea 1 - Asia ex-Japan Equity F..	Bank of the Philippine Isl..		0.62%
PineBridge Global Funds - Asia (ex..	Globe Telecom Inc.	Close	-0.75%
PineBridge Global Funds - Asia (ex..	Wilcon Depot, Inc.	Close	-0.78%
GAM Star Fund Plc - Asian Equity	Wilcon Depot, Inc.	Close	-0.79%
Maple-Brown Abbott Funds Plc - A..	Globe Telecom Inc.	Close	-0.82%
SEB Asia (ex-Japan) Fund	International Container T..		-0.89%
Sydinvest Fjernosten	PLDT, Inc.	Close	-1.10%
Maple-Brown Abbott Funds Plc - A..	Bank of the Philippine Isl..	Close	-1.67%

Aggregate Country Holding Changes

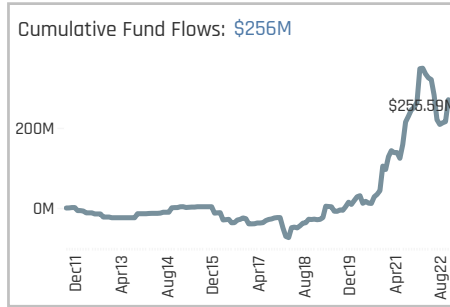
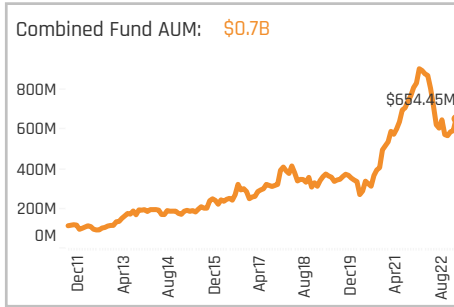
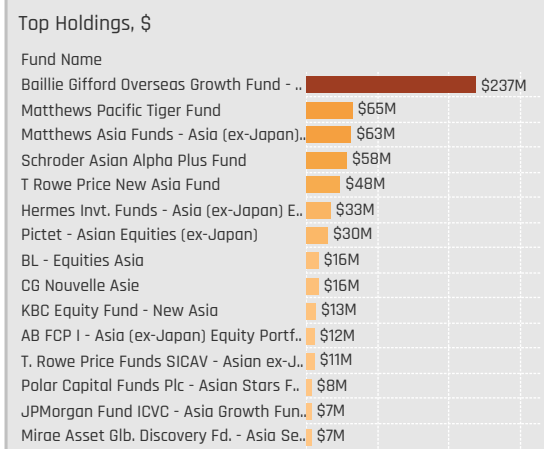
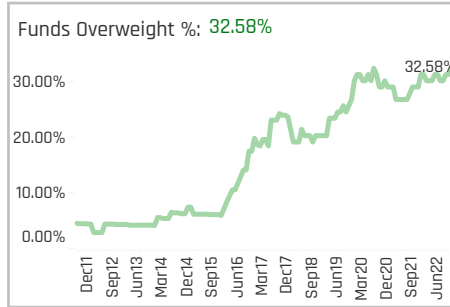
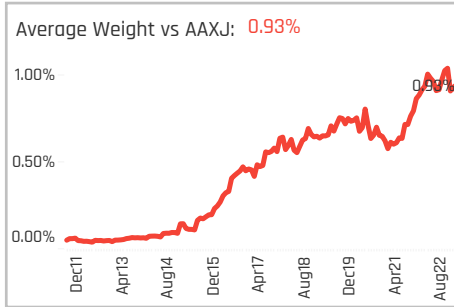
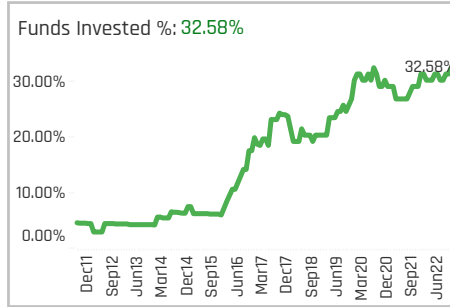
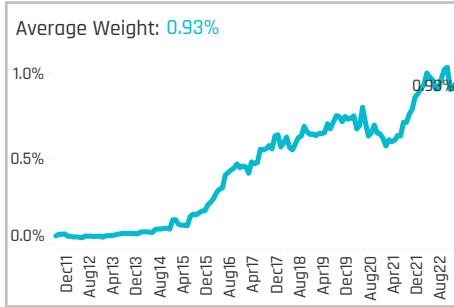
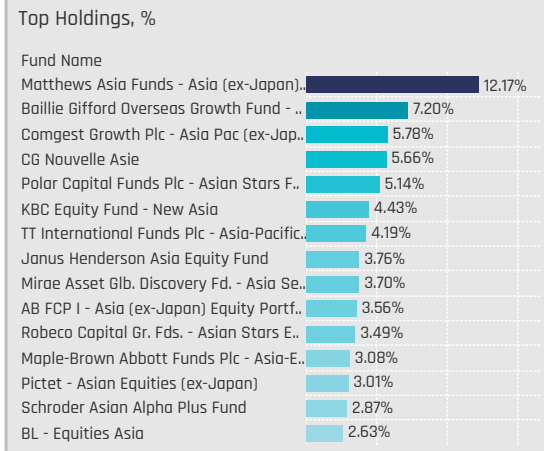
Sector	Change	Flow
Consumer Staples	1.12%	(\$5M)
Utilities	0.00%	(\$1M)
Materials	0.00%	\$0M
Information Technology	0.00%	
Consumer Discretionary	0.00%	\$9M
Real Estate	-1.12%	(\$18M)
Energy	-1.12%	(\$2M)
Industrials	-2.25%	(\$7M)
Financials	-2.25%	(\$6M)
Communication Services	-4.49%	(\$5M)

Largest Changes in Fund Country Weight, %

Fund Name	New o..	Sector	Change
Carnegie Asia		Consumer Discretionary	1.36%
Sydinvest Fjernosten	New	Consumer Discretionary	1.35%
Carnegie Asia	New	Consumer Staples	0.86%
NESTOR-FONDS - Nestor Fernost Fa..		Consumer Staples	0.78%
Robeco Capital Gr. Fds. - Asian Star..		Financials	0.71%
NESTOR-FONDS - Nestor Fernost Fa..		Consumer Discretionary	0.68%
Nordea 1 - Asia ex-Japan Equity Fun..		Financials	0.62%
PineBridge Global Funds - Asia (ex-J.. Close		Communication Services	-0.75%
PineBridge Global Funds - Asia (ex-J.. Close		Consumer Discretionary	-0.78%
GAM Star Fund Plc - Asian Equity	Close	Consumer Discretionary	-0.79%
Maple-Brown Abbott Funds Plc - Asi.. Close		Communication Services	-0.82%
SEB Asia (ex-Japan) Fund		Industrials	-0.89%
Sydinvest Fjernosten	Close	Communication Services	-1.10%
Maple-Brown Abbott Funds Plc - Asi.. Close		Financials	-1.67%

Largest Fund Level Stock Inflows/Outflows, \$

Fund Name	Stock Name	New..	Flow
T Rowe Price New Asia Fund	Ayala Land Inc.	New	\$10M
FTIF SICAV - Asian Growth Fund	SM Investments Corpora..		\$4M
Swedbank Robur Asienfond	SM Investments Corpora..	New	\$4M
Sydinvest Fjernosten	Bloomberry Resorts Corp..	New	\$2M
T. Rowe Price Funds SICAV - Asian ..	Ayala Land Inc.	New	\$2M
Carnegie Asia	Jollibee Foods Corp.		\$1M
Allianz Global Investors Fund - Tota..	Bank of the Philippine Isl..		\$1M
AB FCP I - Asia (ex-Japan) Equity P..	Ayala Land Inc.		(\$2M)
Swedbank Robur Asienfond	International Container T..	Close	(\$3M)
Sydinvest Fjernosten	PLDT, Inc.	Close	(\$3M)
Matthews Asian Growth & Income ..	Bank of the Philippine Isl..		(\$3M)
Fidelity Invt. Funds - Asia Fund	Robinsons Retail Holding..		(\$5M)
Fidelity Invt. Funds - Asia Fund	Alliance Global Group Inc.	Close	(\$6M)
Matthews Pacific Tiger Fund	SM Prime Holdings, Inc.		(\$19M)

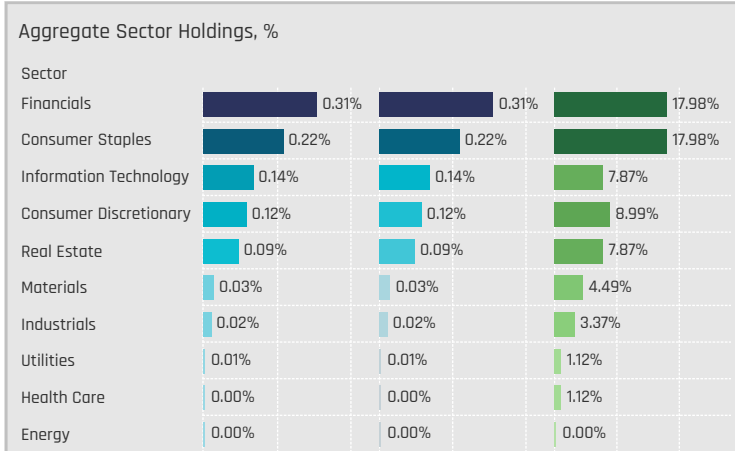


Aggregate Stock Holdings Data, Ranked by Most Widely Held.

Ticker	Stock Name	Funds Invested %	Average Weight	Vs Benchmark	Fund AUM, \$
VNM-VN	Vietnam Dairy Products Corp.	13.48%	0.17%	0.17%	\$149M
FPT-VN	FPT Corp.	7.87%	0.14%	0.14%	\$27M
VCB-VN	Joint Stock Commercial Bank ..	6.74%	0.07%	0.07%	\$77M
TCB-VN	Vietnam Technological & Com..	6.74%	0.07%	0.07%	\$9M
MWG-VN	Mobile World Investment Corp	6.74%	0.07%	0.07%	\$20M
MBB-VN	Military Commercial Joint Sta..	5.62%	0.05%	0.05%	\$41M
VRE-VN	Vincom Retail JSC	4.49%	0.03%	0.03%	\$5M
VHM-VN	Vinhomes JSC	4.49%	0.03%	0.03%	\$7M
HPG-VN	Hoa Phat Group JSC	4.49%	0.03%	0.03%	\$55M
MSN-VN	Masan Group Corporation	3.37%	0.03%	0.03%	\$6M
VPB-VN	Vietnam Prosperity Joint-Sto..	2.25%	0.02%	0.02%	\$18M
VIC-VN	Vingroup Joint Stock Company	2.25%	0.00%	0.00%	\$1M
VEIL-GB	Vietnam Enterprise Investme..	2.25%	0.05%	0.05%	\$111M
PNJ-VN	Phu Nhuan Jewelry JSC	2.25%	0.05%	0.05%	\$14M
NLG-VN	Nam Long Investment Corp.	2.25%	0.03%	0.03%	\$9M

Top Stock Holdings, %

Fund Name	Ticker	Stock Name	Percentage
Robeco Capital Gr. Fds. - Asian Stars E..	FPT-VN	FPT Corp.	3.49%
Maple-Brown Abbott Funds Plc - Asia-E..	VNM-VN	Vietnam Dairy Product..	3.08%
Pictet - Asian Equities (ex-Japan)	VCB-VN	Joint Stock Commerci..	3.01%
BL - Equities Asia	VNM-VN	Vietnam Dairy Product..	2.63%
Matthews Asia Funds - Asia (ex-Japan)..	FPT-VN	FPT Corp.	2.48%
Matthews Asia Funds - Asia (ex-Japan)..	ACB-VN	Asia Commercial Joi..	2.47%
Mirae Asset Glb. Discovery Fd. - Asia Se..	PNJ-VN	Phu Nhuan Jewelry J..	2.30%
Baillie Gifford Overseas Growth Fund - ..	VEIL-GB	Vietnam Enterprise In..	2.19%
Janus Henderson Asia Equity Fund	MSN-VN	Masan Group Corpora..	2.07%
Comgest Growth Plc - Asia Pac (ex-Jap..	VNM-VN	Vietnam Dairy Product..	2.03%
CG Nouvelle Asie	VNM-VN	Vietnam Dairy Product..	2.02%
Comgest Growth Plc - Asia Pac (ex-Jap..	MWG-VN	Mobile World Investm..	1.96%
Schroder Asian Alpha Plus Fund	VEIL-GB	Vietnam Enterprise In..	1.94%
CG Nouvelle Asie	MWG-VN	Mobile World Investm..	1.93%
Matthews Asia Funds - Asia (ex-Japan)..	PNJ-VN	Phu Nhuan Jewelry J..	1.87%



Top Sector Holdings, %

Fund Name	Sector	Percentage
Baillie Gifford Overseas Growth Fund - ..	Financials	5.45%
Matthews Asia Funds - Asia (ex-Japan)..	Financials	3.54%
Robeco Capital Gr. Fds. - Asian Stars E..	Information Technology	3.49%
Matthews Asia Funds - Asia (ex-Japan)..	Consumer Discretionary	3.45%
Maple-Brown Abbott Funds Plc - Asia-E..	Consumer Staples	3.08%
Polar Capital Funds Plc - Asian Stars F..	Real Estate	3.08%
Pictet - Asian Equities (ex-Japan)	Financials	3.01%
TT International Funds Plc - Asia-Pacifi..	Financials	2.87%
BL - Equities Asia	Consumer Staples	2.63%
Matthews Asia Funds - Asia (ex-Japan)..	Information Technology	2.48%
Mirae Asset Glb. Discovery Fd. - Asia Se..	Consumer Discretionary	2.30%
Janus Henderson Asia Equity Fund	Consumer Staples	2.07%
Comgest Growth Plc - Asia Pac (ex-Jap..	Consumer Staples	2.03%
CG Nouvelle Asie	Consumer Staples	2.02%
Comgest Growth Plc - Asia Pac (ex-Jap..	Consumer Discretionary	1.96%

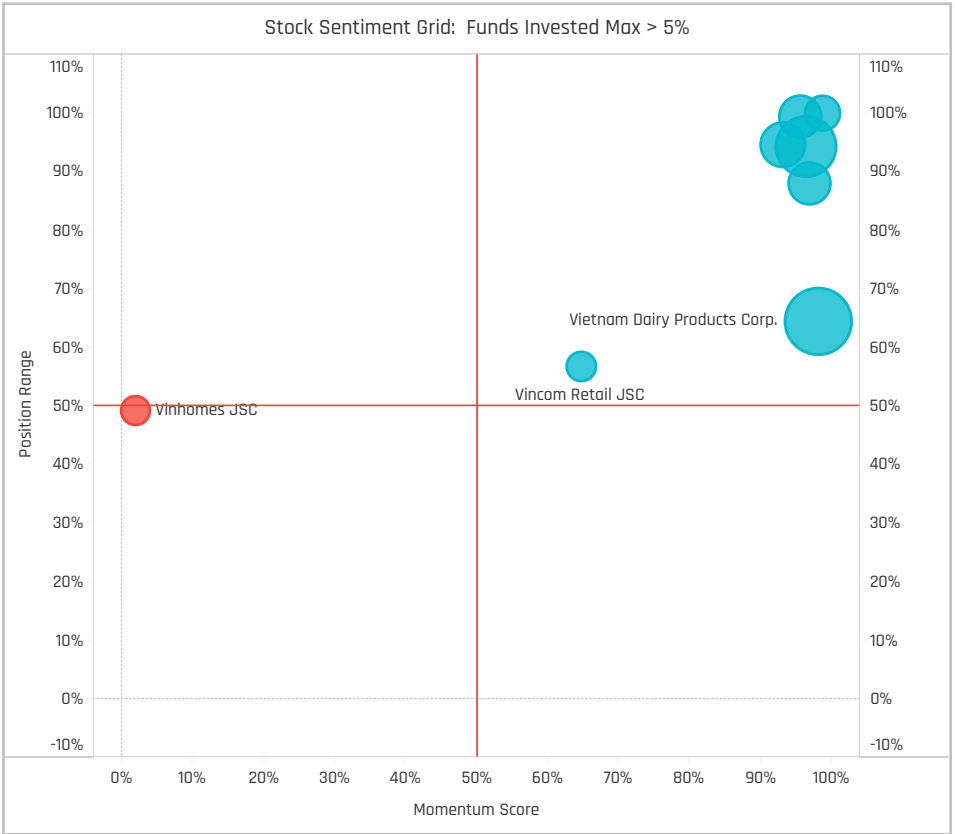
Top Stock Holdings, \$

Fund Name	Ticker	Stock Name	Amount
Baillie Gifford Overseas Growth Fund - ..	VEIL-GB	Vietnam Enterprise Inve..	\$72M
Matthews Pacific Tiger Fund	VNM-VN	Vietnam Dairy Products ..	\$65M
Baillie Gifford Overseas Growth Fund - ..	HDB-VN	Ho Chi Minh City Develo..	\$48M
Schroder Asian Alpha Plus Fund	VEIL-GB	Vietnam Enterprise Inve..	\$39M
Hermes Inv. Funds - Asia (ex-Japan) E..	VNM-VN	Vietnam Dairy Products ..	\$33M
Baillie Gifford Overseas Growth Fund - ..	MBB-VN	Military Commercial Joi..	\$33M
Baillie Gifford Overseas Growth Fund - ..	HPG-VN	Hoa Phat Group JSC	\$31M
Pictet - Asian Equities (ex-Japan)	VCB-VN	Joint Stock Commercial ..	\$30M
T Rowe Price New Asia Fund	VCB-VN	Joint Stock Commercial ..	\$26M
T Rowe Price New Asia Fund	HPG-VN	Hoa Phat Group JSC	\$19M
Schroder Asian Alpha Plus Fund	VNM-VN	Vietnam Dairy Products ..	\$19M
BL - Equities Asia	VNM-VN	Vietnam Dairy Products ..	\$16M
Baillie Gifford Overseas Growth Fund - ..	VCB-VN	Joint Stock Commercial ..	\$14M
Matthews Asia Funds - Asia (ex-Japan)..	FPT-VN	FPT Corp.	\$13M
Matthews Asia Funds - Asia (ex-Japan)..	ACB-VN	Asia Commercial Joint S..	\$13M

Largest Changes in Fund Weight, %

Fund Name	New or C..	Change
Matthews Asia Funds - Asia (ex-..		4.83%
Maple-Brown Abbott Funds Plc -..	New	3.08%
TT International Funds Plc - Asia..		2.06%
Nordea Asian Stars Fund	New	1.14%
Pictet - Asian Equities (ex-Japan)		0.66%
T Rowe Price New Asia Fund		0.41%
T. Rowe Price Funds SICAV - Asi..		0.40%
KBC Equity Fund - New Asia		-0.55%
Robeco Capital Gr. Fds. - Asian S..		-0.82%
CG Nouvelle Asie		-1.04%
Comgest Growth Plc - Asia Pac (.		-1.06%
Mirae Asset Glb. Discovery Fd. - ..		-1.16%
AB FCP I - Asia (ex-Japan) Equit..		-1.95%
Carnegie Asia		-4.20%

Ave Wgt Δ	Funds Invested Δ	Fund Flows, \$	Av Wgt vs AAXJ Δ	Funds O/W % Δ
0.01%	2.25%	\$45M	0.01%	2.25%



Aggregate Stock Holdings Changes

Ticker	Stock Name	Funds Invested % Δ	Average Weight Δ	Fund Flows, \$
MWG-VN	Mobile World Investment Corp	3.37%	0.00%	\$13M
MBB-VN	Military Commercial Joint Stoc..	2.25%	0.03%	\$4M
ACB-VN	Asia Commercial Joint Stock B..	2.25%	0.03%	\$11M
VNM-VN	Vietnam Dairy Products Corp.	1.12%	0.03%	\$9M
TCB-VN	Vietnam Technological & Com..	1.12%	0.00%	\$3M
PNJ-VN	Phu Nhuan Jewelry JSC	1.12%	0.02%	\$7M
NLG-VN	Nam Long Investment Corp.	1.12%	0.02%	\$9M
BID-VN	Joint Stock Commercial Bank f..	0.00%	0.00%	\$0M
BHN-VN	Hanoi Beer Alcohol and Bever..	0.00%	0.00%	\$0M
AGR-VN	AgriBank Securities JSC	0.00%	0.00%	\$0M
116461-LU	Vietnam Resource Investment..	0.00%	0.00%	\$0M
MSN-VN	Masan Group Corporation	-1.12%	-0.02%	(\$5M)
CTD-VN	Coteccons Construction JSC	-1.12%	0.00%	\$0M
VHM-VN	Vinhomes JSC	-2.25%	-0.05%	(\$3M)

Largest Fund Flows, \$

Fund Name	New or Cl..	Flow
Matthews Asia Funds - Asia (ex..		\$53M
Schroder Asian Alpha Plus Fund		\$8M
TT International Funds Plc - Asi..		\$4M
Nordea Asian Stars Fund	New	\$3M
Polar Capital Funds Plc - Asian ..		\$2M
T Rowe Price New Asia Fund		\$2M
Maple-Brown Abbott Funds Plc ..	New	\$1M
Handelsbanken Asien Tema		(\$1M)
JPMorgan Fund ICVC - Asia Gro..		(\$1M)
Comgest Growth Plc - Asia Pac ..		(\$1M)
Mirae Asset Glb. Discovery Fd. -..		(\$2M)
Carnegie Asia		(\$4M)
Baillie Giffard Overseas Growth ..		(\$7M)
AB FCP I - Asia (ex-Japan) Equi..		(\$12M)

Largest Fund Level Changes in Stock Weight, %

Fund Name	Stock Name	New ..	Change
Maple-Brown Abbott Funds Plc - A..	Vietnam Dairy Products C..	New	3.08%
Matthews Asia Funds - Asia (ex-Ja..	FPT Corp.	New	2.48%
Matthews Asia Funds - Asia (ex-Ja..	Asia Commercial Joint St..	New	2.47%
Matthews Asia Funds - Asia (ex-Ja..	Phu Nhuan Jewelry JSC	New	1.87%
Matthews Asia Funds - Asia (ex-Ja..	Nam Long Investment Co..	New	1.68%
TT International Funds Plc - Asia-P..	Military Commercial Join..	New	1.61%
Matthews Asia Funds - Asia (ex-Ja..	Mobile World Investment..	New	1.51%
Robeco Capital Gr. Fds. - Asian Sta..	FPT Corp.		-0.82%
AB FCP I - Asia (ex-Japan) Equity ..	FPT Corp.		-1.00%
Matthews Asia Funds - Asia (ex-Ja..	Vietnam Prosperity Joint..		-1.09%
Janus Henderson Asia Equity Fund	Vinhomes JSC	Close	-1.45%
Carnegie Asia	Masan Group Corporation	Close	-1.86%
Carnegie Asia	Vinhomes JSC	Close	-2.55%
Matthews Asia Funds - Asia (ex-Ja..	Hoa Phat Group JSC	Close	-4.74%

Aggregate Country Holding Changes

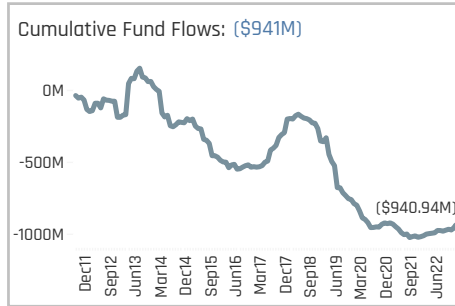
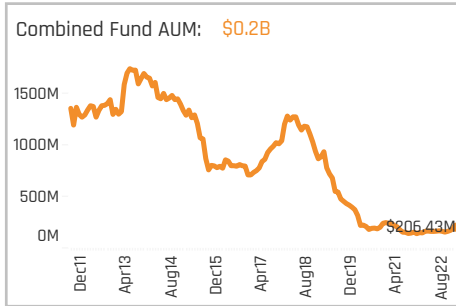
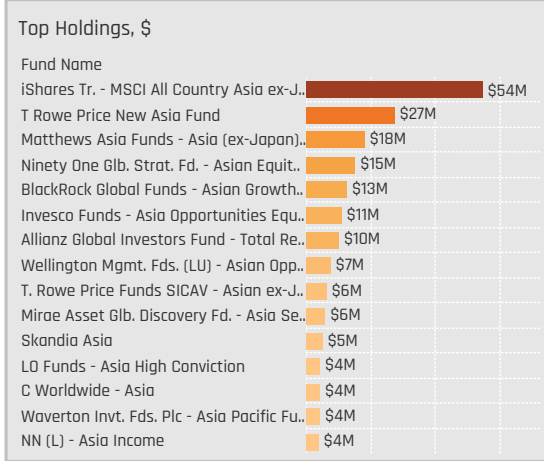
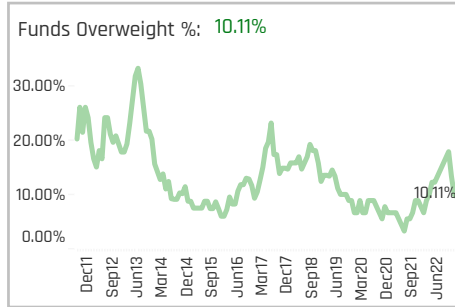
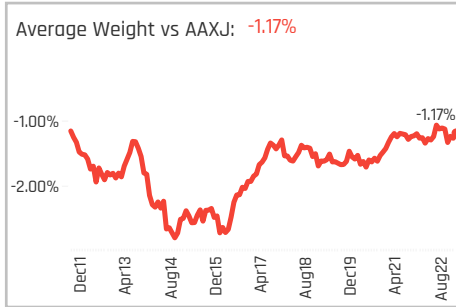
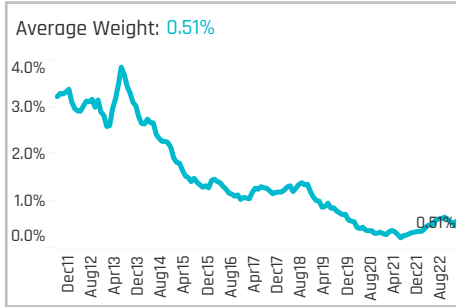
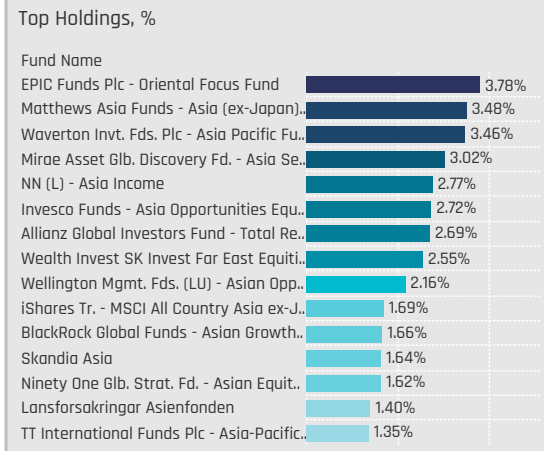
Sector	Change	Flow
Financials	2.25%	\$5M
Consumer Discretionary	2.25%	\$21M
Materials	1.12%	\$12M
Information Technology	1.12%	\$7M
Consumer Staples	1.12%	\$9M
Utilities	0.00%	\$0M
Multi	0.00%	\$0M
Industrials	0.00%	\$0M
Health Care	0.00%	\$0M
Energy	0.00%	\$0M
Real Estate	-1.12%	\$1M

Largest Changes in Fund Country Weight, %

Fund Name	New o..	Sector	Change
Maple-Brown Abbott Funds Plc - Asi..	New	Consumer Staples	3.08%
Matthews Asia Funds - Asia (ex-Jap..		Consumer Discretionary	3.01%
Matthews Asia Funds - Asia (ex-Jap..	New	Information Technology	2.48%
Matthews Asia Funds - Asia (ex-Jap..	New	Real Estate	1.68%
TT International Funds Plc - Asia-Pa..		Financials	1.65%
Matthews Asia Funds - Asia (ex-Jap..		Financials	1.39%
Nordea Asian Stars Fund	New	Financials	1.14%
AB FCP I - Asia (ex-Japan) Equity Pa..		Real Estate	-0.81%
Robeco Capital Gr. Fds. - Asian Star..		Information Technology	-0.82%
AB FCP I - Asia (ex-Japan) Equity Pa..		Information Technology	-1.00%
Janus Henderson Asia Equity Fund	Close	Real Estate	-1.45%
Carnegie Asia	Close	Consumer Staples	-1.86%
Carnegie Asia	Close	Real Estate	-2.55%
Matthews Asia Funds - Asia (ex-Jap..	Close	Materials	-4.74%

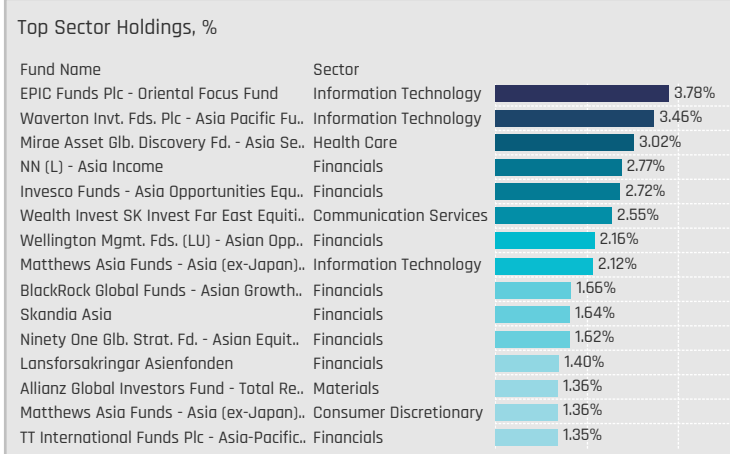
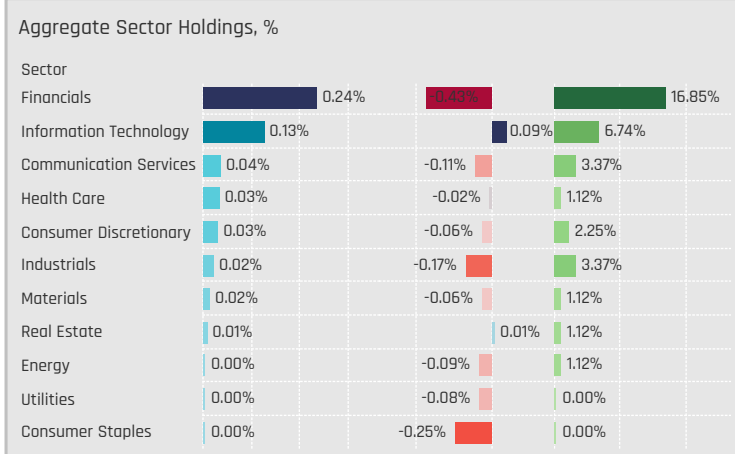
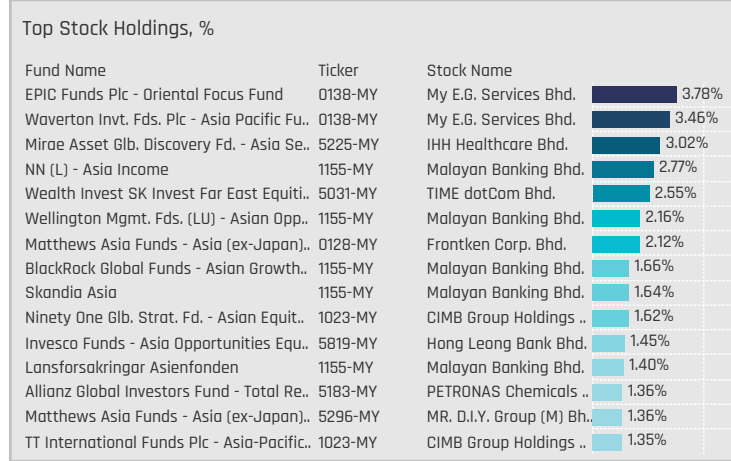
Largest Fund Level Stock Inflows/Outflows, \$

Fund Name	Stock Name	New..	Flow
T Rowe Price New Asia Fund	Hoa Phat Group JSC	New	\$16M
Matthews Asia Funds - Asia (ex-Ja..	FPT Corp.	New	\$12M
Matthews Asia Funds - Asia (ex-Ja..	Mobile World Investment..	New	\$11M
Matthews Asia Funds - Asia (ex-Ja..	Asia Commercial Joint St..	New	\$10M
Schroder Asian Alpha Plus Fund	Vietnam Dairy Products C..		\$10M
Matthews Asia Funds - Asia (ex-Ja..	Nam Long Investment Co..	New	\$9M
Matthews Asia Funds - Asia (ex-Ja..	Phu Nhuan Jewelry JSC	New	\$8M
Carnegie Asia	Vinhomes JSC	Close	(\$3M)
JPMorgan Fund ICVC - Asia Growth..	Masan Group Corporation		(\$3M)
T. Rowe Price Funds SICAV - Asian ..	Joint Stock Commercial ..		(\$4M)
AB FCP I - Asia (ex-Japan) Equity P..	Vincom Retail JSC		(\$5M)
AB FCP I - Asia (ex-Japan) Equity P..	FPT Corp.		(\$5M)
Matthews Asia Funds - Asia (ex-Ja..	Hoa Phat Group JSC	Close	(\$6M)
T Rowe Price New Asia Fund	Joint Stock Commercial ..		(\$16M)



Aggregate Stock Holdings Data, Ranked by Most Widely Held.

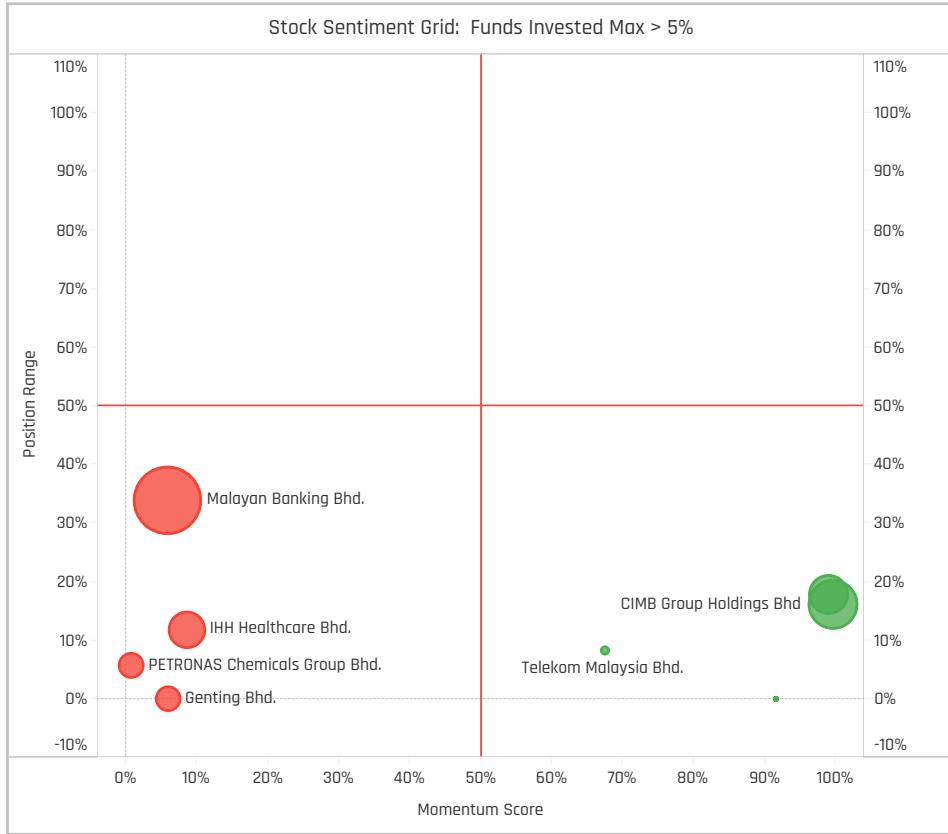
Ticker	Stock Name	Funds Invested %	Average Weight	Vs Benchmark	Fund AUM, \$
1155-MY	Malayan Banking Bhd.	7.87%	0.12%	-0.04%	\$37M
1023-MY	CIMB Group Holdings Bhd	6.74%	0.06%	-0.09%	\$58M
1295-MY	Public Bank Bhd	4.49%	0.04%	-0.19%	\$20M
0138-MY	My E.G. Services Bhd.	3.37%	0.09%	0.09%	\$9M
5031-MY	TIME dotCom Bhd.	2.25%	0.04%	0.04%	\$3M
0128-MY	Frontken Corp. Bhd.	2.25%	0.04%	0.04%	\$11M
8869-MY	Press Metal Aluminium Holdin..	1.12%	0.01%	-0.06%	\$4M
7277-MY	Dialog Group Bhd.	1.12%	0.00%	-0.04%	\$2M
7155-MY	SKP Resources Bhd.	1.12%	0.01%	0.01%	\$1M
5819-MY	Hong Leong Bank Bhd.	1.12%	0.02%	-0.03%	\$7M
5296-MY	MR. D.I.Y. Group (M) Bhd.	1.12%	0.02%	0.00%	\$8M
5227-MY	IGB Real Estate Investment Tr..	1.12%	0.01%	0.01%	\$1M
5225-MY	IHH Healthcare Bhd.	1.12%	0.03%	-0.01%	\$7M
5183-MY	PETRONAS Chemicals Group B..	1.12%	0.02%	-0.06%	\$8M
5168-MY	Hartalega Holdings Bhd.	1.12%	0.00%	-0.01%	\$1M



Largest Changes in Fund Weight, %

Fund Name	New or C..	Change
TT International Funds Plc - Asia..	New	1.35%
T. Rowe Price Funds SICAV - Asi..	New	0.94%
T Rowe Price New Asia Fund	New	0.94%
Nordea 1 - Asia ex-Japan Equity ..		0.82%
SEB Asia (ex-Japan) Fund		0.75%
Spaengler IQAM Asia Stock	New	0.73%
Invesco Funds - Asia Opportuniti..		0.71%
Lansforsakringar Asienfonden		-0.20%
NESTOR-FONDS - Nestor Fernost..	Close	-0.90%
BlackRock Global Funds - Asian ..		-0.97%
Baring Eastern Trust		-1.03%
Carnegie Asia	Close	-2.03%
Maple-Brown Abbott Funds Plc - ..	Close	-2.80%
Matthews Asia Funds - Asia (ex-..		-9.89%

Ave Wgt Δ	Funds Invested Δ	Fund Flows, \$	Av Wgt vs AAXJ Δ	Funds O/W % Δ
-0.10%	2.25%	\$26M	-0.06%	-4.49%



Aggregate Stock Holdings Changes

Ticker	Stock Name	Funds Invested % Δ	Average Weight Δ	Fund Flows, \$
1023-MY	CIMB Group Holdings Bhd	4.49%	0.04%	\$35M
1295-MY	Public Bank Bhd	2.25%	0.03%	\$8M
5031-MY	TIME dotCom Bhd.	1.12%	0.01%	\$2M
Y88999AA8	Top Glove Labuan Ltd. 2.0% 01..	0.00%	0.00%	
Y12518AA7	Cerah Capital Ltd. 0.0% 08-AU..	0.00%	0.00%	
XGSLW5.W-MY	IJM Land Bhd Warrants 2008-1..	0.00%	0.00%	
EWM-US	iShares MSCI Malaysia ETF	0.00%	0.00%	
0047-MY	Perisai Petroleum Teknologi B..	0.00%	0.00%	
5225-MY	IHH Healthcare Bhd.	-1.12%	0.00%	(\$1M)
4707-MY	Nestle (Malaysia) Bhd.	-1.12%	0.00%	\$0M
3182-MY	Genting Bhd.	-1.12%	-0.03%	\$0M
1155-MY	Malayan Banking Bhd.	-1.12%	-0.03%	(\$13M)
0185-MY	HSS Engineers Bhd.	-1.12%	-0.01%	\$0M
5183-MY	PETRONAS Chemicals Group B..	-4.49%	-0.04%	(\$7M)

Largest Fund Flows, \$

Fund Name	New or Cl..	Flow
T Rowe Price New Asia Fund	New	\$27M
T. Rowe Price Funds SICAV - Asi..	New	\$6M
LO Funds - Asia High Conviction	New	\$4M
Invesco Funds - Asia Opportuni..		\$3M
TT International Funds Plc - Asi..	New	\$2M
SEB Asia (ex-Japan) Fund		\$1M
Sydinvest Fjernosten		\$1M
Mirae Asset Glob. Discovery Fd. -..		\$0M
Ninety One Glob. Strat. Fd. - Asia..		\$0M
Maple-Brown Abbott Funds Plc ..	Close	\$0M
Baring Eastern Trust		(\$2M)
Carnegie Asia	Close	(\$2M)
iShares Tr. - MSCI All Country A..		(\$5M)
BlackRock Global Funds - Asian ..		(\$10M)

Largest Fund Level Changes in Stock Weight, %

Fund Name	Stock Name	New ..	Change
TT International Funds Plc - Asia-P..	CIMB Group Holdings Bhd	New	1.35%
SEB Asia (ex-Japan) Fund	Public Bank Bhd	New	1.27%
T. Rowe Price Funds SICAV - Asian ..	CIMB Group Holdings Bhd	New	0.94%
T Rowe Price New Asia Fund	CIMB Group Holdings Bhd	New	0.94%
Nordea 1 - Asia ex-Japan Equity F..	IGB Real Estate Investme..		0.82%
Invesco Funds - Asia Opportunities..	Hong Leong Bank Bhd.		0.77%
Spaengler IQAM Asia Stock	Malayan Banking Bhd.	New	0.73%
NESTOR-FONDS - Nestor Fernost F..	HSS Engineers Bhd.	Close	-0.90%
BlackRock Global Funds - Asian Gr..	Malayan Banking Bhd.		-0.97%
Baring Eastern Trust	PETRONAS Chemicals Gro..	Close	-1.67%
Carnegie Asia	Malayan Banking Bhd.	Close	-2.03%
Maple-Brown Abbott Funds Plc - A..	Genting Bhd.	Close	-2.80%
Matthews Asia Funds - Asia (ex-Ja..	MR. D.I.Y. Group (M) Bhd.		-4.86%
Matthews Asia Funds - Asia (ex-Ja..	Frantken Corp. Bhd.		-9.02%

Aggregate Country Holding Changes

Sector	Change	Flow
Financials	5.62%	\$33M
Communication Services	1.12%	\$1M
Utilities	0.00%	\$0M
Real Estate	0.00%	\$1M
Information Technology	0.00%	\$0M
Energy	0.00%	\$0M
Industrials	-1.12%	\$0M
Health Care	-1.12%	(\$1M)
Consumer Staples	-1.12%	(\$1M)
Consumer Discretionary	-1.12%	\$0M
Materials	-4.49%	(\$7M)

Largest Changes in Fund Country Weight, %

Fund Name	New o..	Sector	Change
TT International Funds Plc - Asia-Pa..	New	Financials	1.35%
Invesco Funds - Asia Opportunities ..		Financials	1.35%
SEB Asia (ex-Japan) Fund	New	Financials	1.27%
T. Rowe Price Funds SICAV - Asian e..	New	Financials	0.94%
T Rowe Price New Asia Fund	New	Financials	0.94%
Nordea 1 - Asia ex-Japan Equity Fun..		Real Estate	0.82%
Spaengler IQAM Asia Stock	New	Financials	0.73%
NESTOR-FONDS - Nestor Fernost Fo..	Close	Industrials	-0.90%
BlackRock Global Funds - Asian Gra..		Financials	-0.97%
Baring Eastern Trust	Close	Materials	-1.67%
Carnegie Asia	Close	Financials	-2.03%
Maple-Brown Abbott Funds Plc - Asi..	Close	Consumer Discretionary	-2.80%
Matthews Asia Funds - Asia (ex-Jap..		Consumer Discretionary	-9.89%
Matthews Asia Funds - Asia (ex-Jap..		Information Technology	-9.02%

Largest Fund Level Stock Inflows/Outflows, \$

Fund Name	Stock Name	New..	Flow
T Rowe Price New Asia Fund	CIMB Group Holdings Bhd	New	\$27M
T. Rowe Price Funds SICAV - Asian ..	CIMB Group Holdings Bhd	New	\$6M
LO Funds - Asia High Conviction	Public Bank Bhd	New	\$4M
Invesco Funds - Asia Opportunities ..	Hong Leong Bank Bhd.		\$3M
Invesco Funds - Asia Opportunities ..	Public Bank Bhd		\$3M
SEB Asia (ex-Japan) Fund	Public Bank Bhd	New	\$3M
TT International Funds Plc - Asia-Pa..	CIMB Group Holdings Bhd	New	\$2M
Sydinvest Fjernosten	Malayan Banking Bhd.	Close	(\$1M)
Sydinvest Fjernosten	PETRONAS Chemicals Gro..	Close	(\$1M)
iShares Tr. - MSCI All Country Asia ..	Public Bank Bhd		(\$2M)
Baring Eastern Trust	PETRONAS Chemicals Gro..	Close	(\$2M)
Carnegie Asia	Malayan Banking Bhd.	Close	(\$2M)
Invesco Funds - Asia Opportunities ..	PETRONAS Chemicals Gro..	Close	(\$2M)
BlackRock Global Funds - Asian Gra..	Malayan Banking Bhd.		(\$10M)

DISCLAIMER

This report is published by, and remains the copyright of, Copley Fund Research Limited. Unless otherwise agreed with Copley Fund Research Limited, this report may only be used by the permitted recipients and shall not be provided to any third parties. Receipt of this report should not be taken as permission to reproduce, copy or use any of the charts or data in internal or external presentations. To do so requires separate permission from Copley Fund Research Limited.

Copley Fund Research Limited uses reasonable efforts to obtain information from reliable sources, but all Publications are provided on an "as is" basis without representation or warranty of any kind (neither express nor implied) and Copley Fund Research disclaims liability for any Publication not being complete, accurate, suitable and relevant for the recipient.

The comments in this publication are for general information purposes only and do not constitute personalised financial advice. No consideration has been taken of your personal financial situation or investment goals in preparing this publication and the distribution of this publication is not a personalised service under the Financial Advisers Act 2008. If you wish to receive personalised financial advice, please contact your Investment Advisor.

Further, nothing in this report shall constitute or be deemed to constitute investment advice or a recommendation or an offer or solicitation and is not the basis for any contract to purchase or sell any security or other instrument. Should you undertake any such activity based on information contained in this report, you do so entirely at your own risk and Copley Fund Research shall have no liability whatsoever for any loss, damage, costs or expenses incurred or suffered by you as a result.

For US Investors this report is solely for Institutional use – not for public distribution.

For Canadian investors this report is solely for use by accredited investors.

